


Test setup photos of EUT


A. Orthogonal planes of EUT

- The testing was set in the three orthogonal planes and measured for each position (X, Y, Z).


1. X- axis



2. Y-axis




3. Z-axis



B. Photo of Radiated Spurious Emission Test (Below 1 GHz)



C. Photo of Radiated Spurious Emission Test (Above 1 GHz)



- DUT was tested in the Z-axis