

Test Set-up photos for VI-1

Test set-up for EMC:




Figure SP



Figure RE



Figure CE


Test Set-up for SAR




Picture 1 test setup



Picture 2: Right Cheek



Picture 3: Right Tilt



Picture 4: Left Cheek



Picture 5: Left Tilt



Picture 6: Body SAR Back to the phantom with earphone



Picture 7: Body SAR Front to the phantom with earphone




Picture 8: Body SAR Back to the phantom with Bluetooth earphone



Picture 9: GPRS Body SAR back to the phantom



Picture 10: GPRS Body SAR front to the phantom



Picture 11 Liquid Depth at Ear Reference Point for 835MHz Head Liquid



Picture 12 Liquid Depth at Ear Reference Point for 1900MHz Head Liquid