






Photograph 1. Conducted Emissions, Test Setup, Front




Photograph 2. Conducted Emissions, Test Setup, Rear (1)



Photograph 3. Conducted Emissions, Test Setup, Rear (2)




Photograph 4. Radiated Emissions, Test Setup, 30 MHz – 1 GHz, Front




Photograph 5. Radiated Emissions, Test Setup, 30 MHz – 1 GHz, Rear




Photograph 6. Radiated Emissions, Test Setup, 30 MHz – 1 GHz, Antenna



Photograph 7. Radiated Emissions, Test Setup, 1 GHz – 18 GHz, Front



Photograph 8. Radiated Emissions, Test Setup, 1 GHz – 18 GHz, Rear




Photograph 9. Radiated Emissions, Test Setup, 1 GHz – 18 GHz, Antenna



Photograph 10. Conducted Emissions, 15.207(a), Test Setup



Photograph 11. Radiated Spurious Emissions, 30 MHz – 1 GHz, Test Setup



Photograph 12. Radiated Spurious Emissions, 1 GHz – 18 GHz, Test Setup