

# TEST REPORT



**CTK Co., Ltd.**  
(Ho-dong), 113, Yejik-ro, Cheoin-gu,  
Yongin-si, Gyeonggi-do, Korea  
Tel: +82-31-339-9871  
Fax: +82-31-624-9501

Report No.:  
CTK-2016-00238  
Page (1) / (22) Pages

## 1. Client

- Name : LG CNS CO.,LTD.
- Address : FKI Tower, 24, Yeoui-daero, Yeongdeungpo-gu, Seoul, Korea, 07320
- Date of Receipt : 2016-01-08



## 2. Manufacturer

- Name : ART&CORE Inc
- Address : 44 Burim-ro 170beon-gil, Dongan-gu, Anyang-si, Gyeonggi-do, Korea

## 3. Factory

- Name : ARTVIEW CO.,LTD.
- Address : 5F, 44, burim-ro 170beon-gil, Dongan-gu, Anyang-si, Gyeonggi-do, Korea

## 4. Use of Report : For FCC DoC Report

## 5. Test Sample / Model: Tablet PC / LPT-200AR

## 6. Date of Test : 2016-02-21 to 2016-02-23

## 7. FCC ID : RTQLPT200AR

## 8. Test Standard(method) used : FCC Part 15 Subpart B

## 9. Testing Environment: refer to 10 pages to 16 pages

## 10. Test Results : refer to 11 pages to 16 pages

The results shown in this test report refer only to the sample(s) tested unless otherwise stated. This Test Report cannot be reproduced, except in full.

Affirmation	Tested by	Approved by
	Kim Minkyu: (Signature) EMC Test Engineer	Lee Eunwon: (Signature) Technical Manager

2016-02-24

Republic of KOREA **CTK Co., Ltd.**



**CTK Co., Ltd.**  
(Ho-dong), 113, Yejik-ro, Cheoin-gu,  
Yongin-si, Gyeonggi-do, Korea  
Tel: +82-31-339-9871  
Fax: +82-31-624-9501

Report No.:  
CTK-2016-00238  
Page (2) / (22) Pages

## REPORT REVISION HISTORY

Date	Revision	Page No
2016-02-24	Issued (CTK-2016-00238)	All

***This report shall not be reproduced except in full, without the written approval of CTK Co., Ltd. This document may be altered or revised by CTK Co., Ltd. personnel only, and shall be noted in the revision section of the document. Any alteration of this document not carried out by CTK Co., Ltd. will constitute fraud and shall nullify the document.***



**CTK Co., Ltd.**  
(Ho-dong), 113, Yejik-ro, Cheoin-gu,  
Yongin-si, Gyeonggi-do, Korea  
Tel: +82-31-339-9871  
Fax: +82-31-624-9501

Report No.:  
CTK-2016-00238  
Page (3) / (22) Pages

## TABLE OF CONTENTS

REPORT REVISION HISTORY .....	2
1.0 General Product Description .....	4
1.1 Model Differences .....	4
1.2 Device Modifications .....	4
1.3 EUT Configuration(s) .....	5
1.4 Test Software .....	5
1.5 EUT Operating Mode(s) .....	5
1.6 Configuration .....	6
1.7 Calibration Details of Equipment Used for Measurement .....	7
1.8 Test Facility .....	7
1.9 Measurement Procedure .....	7
1.10 Laboratory Accreditations and Listings .....	8
1.11 Measurement Uncertainty .....	8
2.0 EMC Test Regulations/Standards .....	9
3.0 Results of Individual Test .....	10
3.1 Conducted Voltage Emissions of Mains ports .....	10
3.2 Radiated Electric Field Emissions (Below 1 GHz) .....	16
3.3 Radiated Electric Field Emissions (Above 1 GHz) .....	18
APPENDIX A - Test Setup Photos and Configuration .....	19
Conducted Voltage Emissions of Mains Ports .....	20
Radiated Electric Field Emissions (Below 1 GHz) .....	21
Radiated Electric Field Emissions (Above 1 GHz) .....	22

## 1.0 General Product Description

No.	ITEM		APPLICATION	
1	Test Sample		Tablet PC	
2	Model		LPT-200AR	
3	Variant Model		-	
4	Dimensions (W x L x H)		246.0 mm × 175.0 mm × 14.5 mm	
5	Mobility		<input type="checkbox"/> Table-top <input type="checkbox"/> Floor-standing <input checked="" type="checkbox"/> Built-in <input type="checkbox"/> Portable	
6	Maximum Clock Frequency		26 MHz	
7	Electrical Ratings	AC/DC ADAPTER	Input:	AC 100 V – AC 240 V, 50 Hz / 60 Hz, 0.8 A
			Output:	DC 12 V
	EUT		Input:	DC 12 V
			Output:	-
8	Test Voltage / Frequency		Voltage:	AC 120 V
			Frequency:	60 Hz

### 1.1 Model Differences

Not applicable

### 1.2 Device Modifications

The following modifications were necessary for compliance:

Not applicable

### 1.3 EUT Configuration(s)

See Appendix A for individual test set-up configuration(s). The following peripheral devices and/or interface cables were connected during the measurement:

Peripheral Devices

Device	Model No.	Serial No.	Manufacturer
AC/DC ADAPTER1	RS-300/120-S336	-	Dongguan Jinhua Sheng Power Technology Co., Ltd.
Notebook Computer	7260HMW	-	INTEL CORPORATION
AC/DC ADAPTER2	PPP012D-S	-	DELTA ELECTRONICS(JIANGSU) LTD.
Micro SD Card	-	-	-
Earphone	-	-	-

Cable Description

No.	From		To		Type of Cable		
	Device	I/O Port	Device	I/O Port	Length (m)	Shielded or Unshielded	Ferrite Core [Y/N]
1	EUT	SD Card Slot	Micro SD Card	-	-	-	-
2		DC IN	AC/DC ADAPTER1	DC OUT	1.5	U	Y
3		USB	Notebook Computer	USB	0.1	U	N
4		Audio	Earphone	-	0.1	U	N
5	AC/DC ADAPTER1	AC Power	AC Mains	-	1.5	U	N
6	Notebook Computer	DC IN	AC/DC ADAPTER2	DC OUT	1.5	U	Y
7	AC/DC ADAPTER2	AC Power	AC Mains	-	1.5	U	N

\* Shielded or Unshielded : Unshielded=U, Shielded=S

### 1.4 Test Software

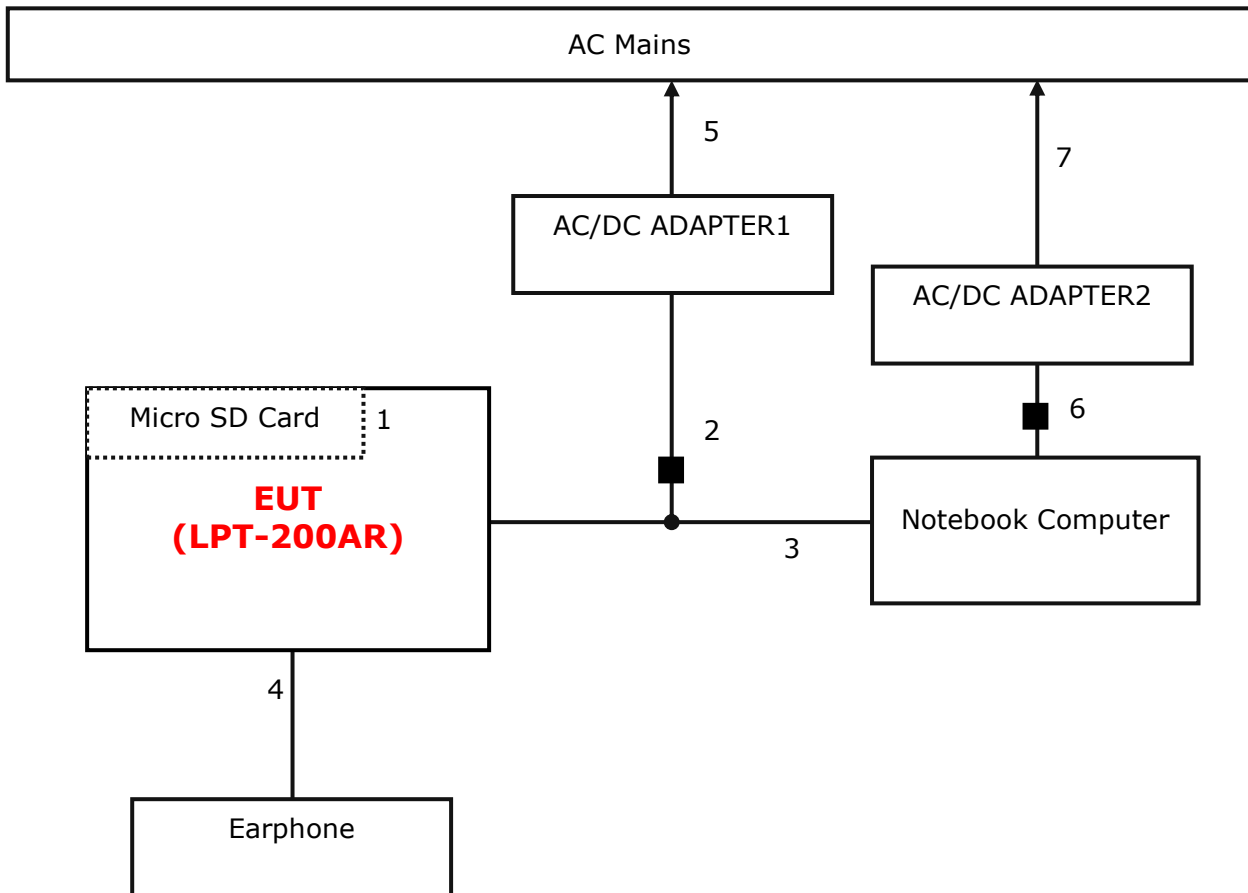
- EMC Test V 1.0
- Display Test Patterns - V1.5
- Ping.exe
- Not applicable

### 1.5 EUT Operating Mode(s)

Equipment under test was operated during the measurement under the following conditions:

- |   |  |
|---|--|
| <input type="checkbox"/> Standby                | <input type="checkbox"/> Scrolling 'H'                           |
| <input type="checkbox"/> Color Bar Display      | <input type="checkbox"/> Data Read/Write                         |
| <input type="checkbox"/> USB PLAY               | <input type="checkbox"/> DVD Play                                |
| <input type="checkbox"/> USB Data Communication | <input type="checkbox"/> Serial Data Communication               |
| <input type="checkbox"/> AUX IN                 | <input type="checkbox"/> Receipt Printing Mode                   |
| <input type="checkbox"/> DLNA                   | <input checked="" type="checkbox"/> Video Play & Data Read/Write |

## 1.6 Configuration





**CTK Co., Ltd.**  
(Ho-dong), 113, Yejik-ro, Cheoin-gu,  
Yongin-si, Gyeonggi-do, Korea  
Tel: +82-31-339-9871  
Fax: +82-31-624-9501

Report No.:  
CTK-2016-00238  
Page (7) / (22) Pages

## 1.7 Calibration Details of Equipment Used for Measurement

Test equipment and test accessories are calibrated on regular basis. The maximum time between calibrations is one year or what is recommended by the manufacturer, whichever is less. All test equipment calibrations are traceable to the Korea Research Institute of Standards and Science (KRISS), therefore, all test data recorded in this report is traceable to KRISS.

## 1.8 Test Facility

The measurement facility is located at (Ho-dong) 113, Yejik-ro, Cheoin-gu, Yong-in-si, Gyeonggi-do, Korea. The sites are constructed in conformance with the requirements of ANSI C63.7, ANSI C63.4 and CISPR Publication 22.

## 1.9 Measurement Procedure

Preliminary AC power line conducted emissions tests were performed shielded room. To find worst mode, several typical mode and typical cable position were tested.

Final AC power line conducted emissions test was performed shielded room. (location is same as Preliminary test)

Based on the preliminary tests of the EUT, final test was proceeded worst case test mode and cable configuration.

Preliminary radiated emissions test were performed Semi-Anechoic Chamber or anechoic chamber (Distance of antenna and EUT was 3 m). To find worst mode, several typical mode and typical cable position were tested and peak level and frequency were recorded.




Final radiated emissions test was performed Semi-Anechoic Chamber.

Based on the preliminary tests of the EUT, final test was proceeded worst case test mode and cable configuration.

\* Measurement procedures was In accordance with ANSI C63.4-2009 7.3.3, 7.3.4, 8.3.1.1, 8.3.1.2, 8.3.2.1, 8.3.2.2

 <b>CTK Co., Ltd.</b> <small>The Prime Leader of Global Regulatory Certification</small>	<b>CTK Co., Ltd.</b> (Ho-dong), 113, Yejik-ro, Cheoin-gu, Yongin-si, Gyeonggi-do, Korea Tel: +82-31-339-9871 Fax: +82-31-624-9501	Report No.: CTK-2016-00238 Page (8) / (22) Pages	
---	---	--	--

## 1.10 Laboratory Accreditations and Listings

Country	Agency	Scope of Accreditation	Registration Number	Logo
USA	FCC	FCC Part 15 & 18 EMI (Electromagnetic Interference / Emission)	805871	
JAPAN	VCCI	VCCI V-3 EMI (Electromagnetic Interference / Emission)	C-986 T-1843 R-3627 G-387	
KOREA	MSIP	EMI (Electromagnetic Interference / Emission) EMS (Electromagnetic Susceptibility / Immunity)	KR0025	

## 1.11 Measurement Uncertainty

Compliance of the product is based on the measured value.

However, the measurement uncertainty is included for information purposes.

The measurement uncertainties given below are based on a standard uncertainty multiplied by a coverage factor of  $k=2$ , providing a level of confidence of approximately 95 %.

Measurement Type	Frequency Range	Expanded Uncertainty
Conducted Emission	9 kHz to 150 kHz	2.78 dB (C.L.: Approx. 95 %, $k=2$ )
Conducted Emission	150 kHz to 30 MHz	2.70 dB (C.L.: Approx. 95 %, $k=2$ )
Disturbance Power	30 MHz to 300 MHz	3.74 dB (C.L.: Approx. 95 %, $k=2$ )
Radiated Emission	30 MHz to 1000 MHz	3.66 dB (C.L.: Approx. 95 %, $k=2$ )
Radiated Emission	1 GHz Above	4.16 dB (C.L.: Approx. 95 %, $k=2$ )



## 2.0 EMC Test Regulations/Standards

The tests were performed according to following regulations:

Applied standard	Title	Applied	Test Result
FCC Part 15 Subpart B <input type="checkbox"/> Class A <input checked="" type="checkbox"/> Class B	Conducted Voltage Emissions	<input checked="" type="checkbox"/>	<input checked="" type="checkbox"/> MET <input type="checkbox"/> NOT MET
	Radiated Electric Field Emissions	<input checked="" type="checkbox"/>	<input checked="" type="checkbox"/> MET <input type="checkbox"/> NOT MET



**CTK Co., Ltd.**  
(Ho-dong), 113, Yejik-ro, Cheoin-gu,  
Yongin-si, Gyeonggi-do, Korea  
Tel: +82-31-339-9871  
Fax: +82-31-624-9501

Report No.:  
CTK-2016-00238  
Page (10) / (22) Pages

### 3.0 Results of Individual Test

#### 3.1 Conducted Voltage Emissions of Mains ports

##### Test Date

2016-02-23

##### Test Location

Shielded Room

##### Test Equipment

Name of Equipment	Model No.	Manufacturer	Serial No.	Cal Date	Due Date	Applied
LISN	ENV216	Rohde & Schwarz	101235	2015-05-14	2016-05-14	<input type="checkbox"/>
LISN	ENV216	Rohde & Schwarz	101236	2015-05-14	2016-05-14	<input type="checkbox"/>
EMI Test Receiver	ESR7	Rohde & Schwarz	101088	2015-06-12	2016-06-12	<input checked="" type="checkbox"/>
LISN	ENV216	Rohde & Schwarz	101151	2015-11-02	2016-11-02	<input checked="" type="checkbox"/>
LISN	ESH3-Z5	Rohde & Schwarz	100207	2015-11-02	2016-11-02	<input checked="" type="checkbox"/>
EMI Test Receiver	ESCI7	Rohde & Schwarz	100816	2015-11-02	2016-11-02	<input type="checkbox"/>
LISN	ENV216	Rohde & Schwarz	101760	2016-02-05	2017-02-05	<input type="checkbox"/>
LISN	NNLK 8121	SCHWARZBECK	8121-644	2015-05-15	2016-05-15	<input type="checkbox"/>
Pulse Limiter	VTSD 9561-F	SCHWARZBECK	9561-F064	2015-05-15	2016-05-15	<input type="checkbox"/>
LISN	ENV216	Rohde & Schwarz	101150	2016-02-05	2017-02-05	<input type="checkbox"/>

##### Test Software

ESCI7, ESCI3 : EMC32 Ver. 8.50.0  
ESR7 : EMC32 Ver. 8.53.0

##### Frequency Range of Measurement

150 kHz to 30 MHz

##### Instrument Setting

IF Band Width: 9 kHz

##### Climate Condition

Temperature: (19 ± 1) °C  
Relative Humidity: (42 ± 1) %  
Atmospheric Pressure: 98 kPa



**CTK Co., Ltd.**  
(Ho-dong), 113, Yejik-ro, Cheoin-gu,  
Yongin-si, Gyeonggi-do, Korea  
Tel: +82-31-339-9871  
Fax: +82-31-624-9501

Report No.:  
CTK-2016-00238  
Page (11) / (22) Pages

### Test Result

The requirements are:  MET  NOT MET

Frequency (MHz)	Measured Data (dB $\mu$ V)	Margin (dB)	Remark
0.361 500	44.3	14.4	Quasi-peak

The Result is calculated by using the following formula;

\* Result = Limit - Margin (Result included the correction factor)

\* Correction factor = Cable Loss + Insertion loss of LISN



**CTK Co., Ltd.**  
(Ho-dong), 113, Yejik-ro, Cheoin-gu,  
Yongin-si, Gyeonggi-do, Korea  
Tel: +82-31-339-9871  
Fax: +82-31-624-9501

Report No.:  
CTK-2016-00238  
Page (12) / (22) Pages

## Test Data

[Line: L1]

EMI Auto Test(9)

1 / 2

# Test Report

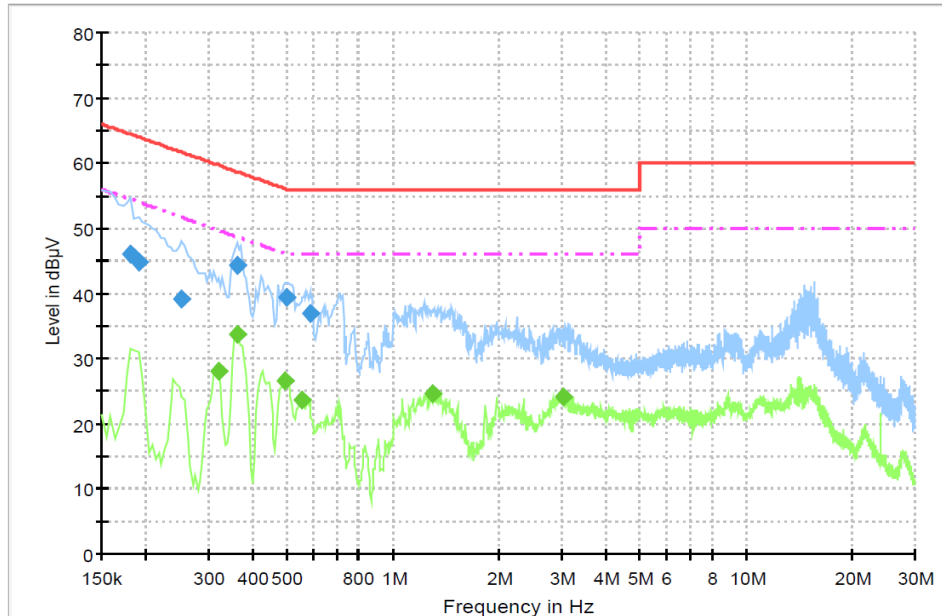
## Common Information

Test Model Name: LPT-200AR  
Test Mode: Video Play & Data Read/Write  
Manufacturer: ART&CORE  
Tester: Kim Minkyu

## Hardware Setup: EMI conducted\Voltage with ENV216\_FO(101151) - [EMI conducted]

Subrange 1  
Frequency Range: 150 kHz - 30 MHz  
  
Receiver: ESR 7 [ESR 7]  
@ GPIB0 (ADR 23), SN 1316.3003K07/101088, FW 2.26  
Signal Path: ESR 7-ENV216 FO(101151)  
FW 1.0  
Correction Table: 2CE Cable Loss  
LISN: ENV216 FO(101151)  
Correction Table (Line 0): ENV216\_FO\_N(101151)  
Correction Table (Line 1): ENV216\_FO\_L1(101151)

CISPR 22 Class B\_L1



2/23/2016

11:26:16



**CTK Co., Ltd.**  
(Ho-dong), 113, Yejik-ro, Cheoin-gu,  
Yongin-si, Gyeonggi-do, Korea  
Tel: +82-31-339-9871  
Fax: +82-31-624-9501

Report No.:  
CTK-2016-00238  
Page (13) / (22) Pages

EMI Auto Test(9)

2 / 2

### Final Result 1

Frequency (MHz)	QuasiPeak (dB $\mu$ V)	Meas. Time (ms)	Bandwidth (kHz)	Filter	Line	Corr. (dB)	Margin (dB)	Limit (dB $\mu$ V)
0.181500	46.1	1000.0	9.000	On	L1	9.9	18.3	64.4
0.190500	44.8	1000.0	9.000	On	L1	9.9	19.2	64.0
0.253500	39.2	1000.0	9.000	On	L1	9.6	22.5	61.6
0.361500	44.3	1000.0	9.000	On	L1	9.8	14.4	58.7
0.501000	39.4	1000.0	9.000	On	L1	9.9	16.6	56.0
0.582000	36.9	1000.0	9.000	On	L1	9.8	19.1	56.0

### Final Result 2

Frequency (MHz)	CAverage (dB $\mu$ V)	Meas. Time (ms)	Bandwidth (kHz)	Filter	Line	Corr. (dB)	Margin (dB)	Limit (dB $\mu$ V)
0.321000	28.1	1000.0	9.000	On	L1	9.8	21.6	49.7
0.361500	33.7	1000.0	9.000	On	L1	9.8	15.0	48.7
0.496500	26.7	1000.0	9.000	On	L1	9.9	19.4	46.1
0.555000	23.7	1000.0	9.000	On	L1	9.9	22.3	46.0
1.297500	24.6	1000.0	9.000	On	L1	9.7	21.4	46.0
3.025500	24.2	1000.0	9.000	On	L1	9.7	21.8	46.0

2/23/2016

11:26:16



**CTK Co., Ltd.**  
(Ho-dong), 113, Yejik-ro, Cheoin-gu,  
Yongin-si, Gyeonggi-do, Korea  
Tel: +82-31-339-9871  
Fax: +82-31-624-9501

Report No.:  
CTK-2016-00238  
Page (14) / (22) Pages

[Line : Neutral]

EMI Auto Test(9)

1 / 2

## Test Report

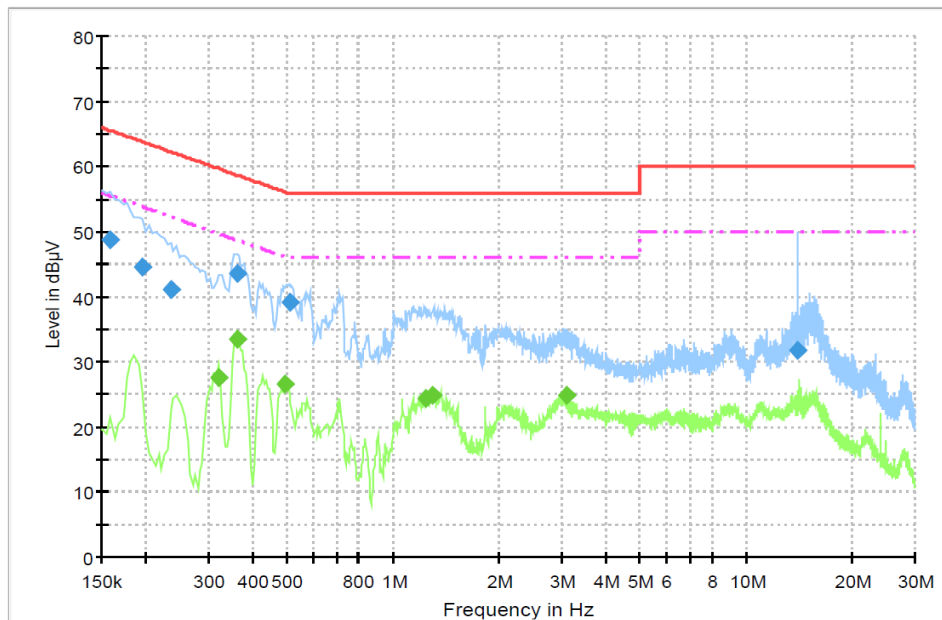
### Common Information

Test Model Name: LPT-200AR  
Test Mode: Video Play & Data Read/Write  
Manufacturer: ART&CORE  
Tester: Kim Minkyu

### Hardware Setup: EMI conducted\Voltage with ENV216\_FO(101151) - [EMI conducted]

Subrange 1  
Frequency Range: 150 kHz - 30 MHz  
Receiver: ESR 7 [ESR 7]  
@ GPIB0 (ADR 23), SN 1316.3003K07/101088, FW 2.26  
Signal Path: ESR 7-ENV216 FO(101151)  
FW 1.0  
Correction Table: 2CE Cable Loss  
LISN: ENV216 FO(101151)  
Correction Table (Line 0): ENV216\_FO\_N(101151)  
Correction Table (Line 1): ENV216\_FO\_L1(101151)

CISPR 22 Class B\_N



2/23/2016

11:18:55



**CTK Co., Ltd.**  
(Ho-dong), 113, Yejik-ro, Cheoin-gu,  
Yongin-si, Gyeonggi-do, Korea  
Tel: +82-31-339-9871  
Fax: +82-31-624-9501

Report No.:  
CTK-2016-00238  
Page (15) / (22) Pages

EMI Auto Test(9)

2 / 2

### Final Result 1

Frequency (MHz)	QuasiPeak (dB $\mu$ V)	Meas. Time (ms)	Bandwidth (kHz)	Filter	Line	Corr. (dB)	Margin (dB)	Limit (dB $\mu$ V)
0.159000	48.9	1000.0	9.000	On	N	9.9	16.7	65.5
0.195000	44.6	1000.0	9.000	On	N	10.0	19.2	63.8
0.235500	41.1	1000.0	9.000	On	N	9.8	21.2	62.3
0.361500	43.6	1000.0	9.000	On	N	9.9	15.1	58.7
0.514500	39.2	1000.0	9.000	On	N	10.0	16.8	56.0
13.992000	31.8	1000.0	9.000	On	N	10.0	28.2	60.0

### Final Result 2

Frequency (MHz)	CAverage (dB $\mu$ V)	Meas. Time (ms)	Bandwidth (kHz)	Filter	Line	Corr. (dB)	Margin (dB)	Limit (dB $\mu$ V)
0.321000	27.5	1000.0	9.000	On	N	9.9	22.2	49.7
0.361500	33.4	1000.0	9.000	On	N	9.9	15.3	48.7
0.496500	26.6	1000.0	9.000	On	N	10.0	19.4	46.1
1.239000	24.4	1000.0	9.000	On	N	9.8	21.6	46.0
1.297500	24.9	1000.0	9.000	On	N	9.8	21.1	46.0
3.093000	24.9	1000.0	9.000	On	N	9.8	21.1	46.0

2/23/2016

11:18:55



**CTK Co., Ltd.**  
(Ho-dong), 113, Yejik-ro, Cheoin-gu,  
Yongin-si, Gyeonggi-do, Korea  
Tel: +82-31-339-9871  
Fax: +82-31-624-9501

Report No.:  
CTK-2016-00238  
Page (16) / (22) Pages

## 3.2 Radiated Electric Field Emissions (Below 1 GHz)

### Test Date

2016-02-21

### Test Location

10 m SAC (test distance :  10 m,  3 m)

### Test Equipment

Name of Equipment	Model No.	Manufacturer	Serial No.	Cal Date	Due Date	Applied
EMI Test Receiver	ESCI7	Rohde & Schwarz	100814	2015-11-02	2016-11-02	<input checked="" type="checkbox"/>
Bilog Antenna	CBL6111C	Schaffner	2551	2015-04-24	2017-04-24	<input checked="" type="checkbox"/>
6dB Attenuator	DNF	Rohde & Schwarz	272.4110.50-2	2015-11-03	2016-11-03	<input checked="" type="checkbox"/>
Amplifier	310	Sonoma Instrument Co.	291721	2016-02-02	2017-02-02	<input checked="" type="checkbox"/>

### Test Software

TOYO EMI software Ver. 5.1.0

### Frequency Range of Measurement

30 MHz to 1 GHz

### Instrument Setting

IF Band Width: 120 kHz

### Climate Condition

Temperature: (20 ± 1) °C

Relative Humidity: (43 ± 1) %

Atmospheric Pressure: 98 kPa

### Test Result

The requirements are:  MET  NOT MET

Frequency (MHz)	Measured Data (dB $\mu$ V/m)	Margin (dB)	Remark
480.080	37.5	8.5	Quasi-peak

The Result is calculated by using the following formula;

\* Result = Reading + Correction factor

\* Correction factor = Antenna Factor + Cable Loss + 6 dB attenuator – Amp Gain

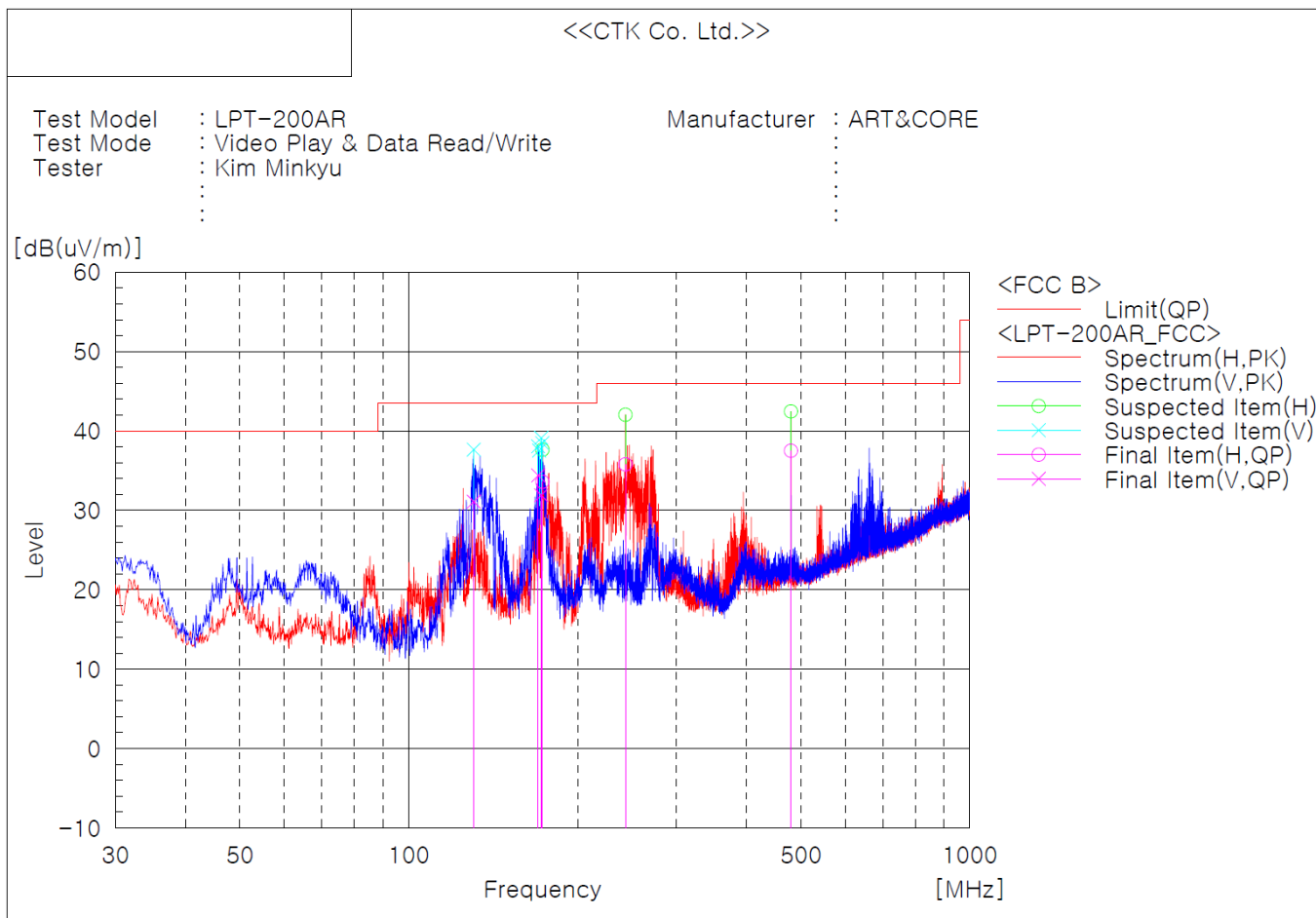




**CTK Co., Ltd.**  
 (Ho-dong), 113, Yejik-ro, Cheoin-gu,  
 Yongin-si, Gyeonggi-do, Korea  
 Tel: +82-31-339-9871  
 Fax: +82-31-624-9501

Report No.:  
 CTK-2016-00238  
 Page (17) / (22) Pages

### Test Data



#### Final Result

No.	Frequency [MHz]	(P)	Reading QP [dB(uV)]	c.f [dB(1/m)]	Result QP [dB(uV/m)]	Limit QP [dB(uV/m)]	Margin QP [dB]	Height [cm]	Angle [deg]
1	130.516	V	42.3	-11.2	31.1	43.5	12.4	100.0	235.0
2	170.044	V	44.7	-10.3	34.4	43.5	9.1	100.0	235.0
3	172.226	V	42.3	-10.4	31.9	43.5	11.6	100.0	235.0
4	173.075	H	44.1	-10.5	33.6	43.5	9.9	100.0	350.0
5	243.279	H	46.2	-10.4	35.8	46.0	10.2	100.0	350.0
6	480.080	H	40.1	-2.6	37.5	46.0	8.5	207.0	85.0



**CTK Co., Ltd.**  
(Ho-dong), 113, Yejik-ro, Cheoin-gu,  
Yongin-si, Gyeonggi-do, Korea  
Tel: +82-31-339-9871  
Fax: +82-31-624-9501

Report No.:  
CTK-2016-00238  
Page (18) / (22) Pages

### 3.3 Radiated Electric Field Emissions (Above 1 GHz)

#### Test Date

Not Applicable

#### Test Location

3 m SAC

#### Test Equipment

Name of Equipment	Model No.	Manufacturer	Serial No.	Cal Date	Due Date	Applied
EMI Test Receiver	ESCI7	Rohde & Schwarz	100816	2015-11-02	2016-11-02	<input type="checkbox"/>
Double Ridged Guide Antenna	3117	ETS-Lindgren	00154525	2015-09-02	2017-09-02	<input type="checkbox"/>
Preamplifier	8449B	Agilent Technologies	3008A02011	2015-12-08	2016-12-08	<input type="checkbox"/>

#### Test Software

TOYO EMI software Ver. 5.1.0

#### Frequency Range of Measurement

1 GHz to 6 GHz

#### Instrument Setting

IF Band Width: 1 MHz

#### Climate Condition

Temperature:

Relative Humidity:

Atmospheric Pressure:

#### Test Result

The requirements are:  MET  NOT MET

Frequency (MHz)	Measured Data (dB $\mu$ V/m)	Margin (dB)	Remark

The Result is calculated by using the following formula;

\* Result = Reading + Correction factor

\* Correction factor = Antenna Factor + Cable Loss- Amp Gain

#### Test Data



**CTK Co., Ltd.**  
The Prime Leader of Global Regulatory Certification

**CTK Co., Ltd.**

**(Ho-dong), 113, Yejik-ro, Cheoin-gu,  
Yongin-si, Gyeonggi-do, Korea**

**Tel: +82-31-339-9871**

**Fax: +82-31-624-9501**

Report No.:

CTK-2016-00238

Page (19) / (22) Pages


## **APPENDIX A - Test Setup Photos and Configuration**



**CTK Co., Ltd.**  
(Ho-dong), 113, Yejik-ro, Cheoin-gu,  
Yongin-si, Gyeonggi-do, Korea  
Tel: +82-31-339-9871  
Fax: +82-31-624-9501

Report No.:  
CTK-2016-00238  
Page (20) / (22) Pages

## Conducted Voltage Emissions of Mains Ports






**CTK Co., Ltd.**  
(Ho-dong), 113, Yejik-ro, Cheoin-gu,  
Yongin-si, Gyeonggi-do, Korea  
Tel: +82-31-339-9871  
Fax: +82-31-624-9501

Report No.:  
CTK-2016-00238  
Page (21) / (22) Pages

## Radiated Electric Field Emissions (Below 1 GHz)







**CTK Co., Ltd.**  
(Ho-dong), 113, Yejik-ro, Cheoin-gu,  
Yongin-si, Gyeonggi-do, Korea  
Tel: +82-31-339-9871  
Fax: +82-31-624-9501

Report No.:  
CTK-2016-00238  
Page (22) / (22) Pages

## **Radiated Electric Field Emissions (Above 1 GHz)**

*Not Applicable*

**- END -**