

THRU Lab & Engineering

RM1105,11FL, ACE TECHNO TOWER

197-22, GURO-DONG GURO-GU, SEOUL KOREA

81221095059F81221095056 email thrukang@kornet.net



Test Report

Product Name: 2400-2483.5 MHz Wireless Camera - TX

FCC ID: RTMSV-03-CAM

Applicant:

STRATEGIC VISTA TECHNOLOGIES INC.

**300 Alden Road, Markham
Ontario, L3R 4C1
Canada**

Date Receipt: 07/14/2004

Date Tested: 07/30/2004

APPLICANT: STRATEGIC VISTA TECHNOLOGIES INC..
FCC ID: RTMSV-03-CAM
REPORT :THRU-408002

COVER SHEET

THRU Lab & Engineering

RM1105,11FL, ACE TECHNO TOWER

197-22,GURO-DONG GURO-GU, SEOUL KOREA

81221095059F81221095056 email thru kang@kornet.net

TABLE OF CONTENTS

APPLICANT: Strategic Vista Technologies Inc.

FCC ID: RTMSV-03-CAM

TEST REPORT CONTAINING:

PAGE 1.....TEST EQUIPMENT LIST
PAGE 2.....TEST PROCEDURE CONTD.
PAGE 3-5.....RADIATION INTERFERENCE TEST DATA
PAGE 6.....OCCUPIED BANDWIDTH
PAGE 7-8.....OCCUPIED BANDWIDTH PLOTS
PAGE 9.....POWERLINE CONDUCTED
PAGE 10-11.....POWERLINE CONDUCTED PLOTS

EXHIBIT ATTACHMENTS:

EXHIBIT 1.....FCC ID LABEL SAMPLE
EXHIBIT 2.....SKETCH OF FCC ID LABEL LOCATION
EXHIBIT 3.....BLOCK DIAGRAM
EXHIBIT 4A.....SCHEMATIC
EXHIBIT 5.....INSTRUCTION MANUAL
EXHIBIT 6.....FRONT VIEW EXTERNAL PHOTO
EXHIBIT 7.....REAR VIEW EXTERNAL PHOTO
EXHIBIT 8.....COMPONENT SIDE INTERNAL PHOTOS
EXHIBIT 9.....COPPER SIDE INTERNAL PHOTOS

APPLICANT: STRATEGIC VISTA TECHNOLOGIES INC..

FCC ID: RTMSV-03-CAM

REPORT :THRU-408002

COVER SHEET

THRU Lab & Engineering
RM1105,11FL, ACE TECHNO TOWER
197-22, GURO-DONG GURO-GU, SEOUL KOREA
81221095059F81221095056 email thrukang@kornet.net

TEST EQUIPMENT LIST

DEVICE	MODEL	MFGR	SERNO	DUE.CAL
EMI Test Receiver	ESVS 10	Rohde & Schwarz	830489/001	2005.04.07.
Spectrum Analyzer	8566B	Hewlett Packard	2311A02394	2005.04.07.
Spectrum Display	85662A	Hewlett Packard	2542A12429	2005.04.07.
Quasi-Peak Adapter	85650A	Hewlett Packard	2521A00887	2005.04.07.
RF Preselector	85685A	Hewlett Packard	2648A00504	2005.04.07.
Pre-Amplifier	8449B	Hewlett Packard	3008A00375	2005.04.07.
Pre-Amplifier	8447F	Hewlett Packard	3113A05367	2005.04.07.
Spectrum Monitor	EZM	Rohde & Schwarz	862304/007	2005.04.07.
Bico-Antenna	94455-1	Eaton	977	2005.03.17.
Log-Periodic Antenna	3146	EMCO	2051	2005.03.17.
Dipole Antenna	TDA25/1/2	Electro Metrics	176/200/200	2005.03.17.
Horn Antenna	SAS-571	A.H Systems	414	2005.03.17.
Spectrum Analyzer	R3261C	Advantest	71720189	2005.04.07.
LISN	KNW-242	Kyoritsu	8-923-2	2004.07.17.
LISN	8012-50-R-24	Solar	8379121	2004.07.17.
Loop Ant	6507	EMCO	1435	2004.10.06.
Signal Generator	SMS	Rohde & Schwarz	872165/100	2005.04.07.
Modulation Analyzer	8901B	Hewlett Packard	3438A05094	2005.04.07.
Frequency Counter	CMC251	Tektronic	CMC-251TW52489	2005.04.07.

THRU Lab & Engineering

RM1105,11FL, ACE TECHNO TOWER
197-22,GURO-DONG GURO-GU, SEOUL KOREA
81221095059F81221095056 email thrukang@kornet.net

TEST PROCEDURE

GENERAL: This report shall NOT be reproduced except in full without the written approval of ThruLab & Engineering. The UUT was transmitting a test signal during the testing.

RADIATION INTERFERENCE: The test procedure used was ANSI STANDARD C63.4-1992 using a HEWLETT PACKARD spectrum analyzer with a preselector. The analyzer was calibrated in dB above a microvolt at the output of the antenna. The resolution bandwidth was 100KHz and the video bandwidth was 300KHz up to 1.0GHz and 1.0MHz with a video BW of 3.0MHz above 1.0GHz. The ambient temperature of the UUT was 34°C with a humidity of 45%.

FORMULA OF CONVERSION FACTORS: The Field Strength at 3m was established by adding the meter reading of the spectrum analyzer (which is set to read in units of dBuV) to the antenna correction factor supplied by the antenna manufacturer. The antenna correction factors are stated in terms of dB. The gain of the Preselector was accounted for in the Spectrum Analyzer Meter Reading.

Example:

Freq (MHz) METER READING + ACF = FS
33 20 dBuV + 10.36 dB = 30.36 dBuV/m @ 3m

POWER LINE CONDUCTED INTERFERENCE: The procedure used was ANSI STANDARD C63.4-1992 using a 50uH LISN. Both lines were observed. The bandwidth of the spectrum analyzer was 10kHz with an appropriate sweep speed. The ambient temperature of the UUT was 28°C with a humidity of 48%.

ANSI STANDARD C63.4-1992 10.1.7 MEASUREMENT PROCEDURES: The UUT was placed on a table 80 cm high and with dimensions of 1m by 1.5m. The UUT was placed in the center of the table (1.5m side). The table used for radiated measurements is capable of continuous rotation.

When an emission was found, the table was rotated to produce the maximum signal strength. At this point, the antenna was raised and lowered from 1m to 4m. The antenna was placed in both the horizontal and vertical planes.

The situation was similar for the conducted measurement except that the table did not rotate. The EUT was setup as described in ANSIC63.4-1992 with the EUT 40 cm from the vertical ground wall.

THRU Lab & Engineering

RM1105,11FL, ACE TECHNO TOWER

197-22, GURO-DONG GURO-GU, SEOUL KOREA

81221095059F81221095056 email thrukang@kornet.net

APPLICANT: Strategic Vista Technologies Inc.

FCC ID: RTMSV-03-CAM

NAME OF TEST: RADIATION INTERFERENCE

RULES PART NUMBER: 15.249, 15.209

REQUIREMENTS:

FIELD STRENGTH	FIELD STRENGTH	S15.209
of Fundamental: @3M	of Harmonics	30 - 88 MHz 40 dBuV/m
902-928 MHz		88 -216 MHz 43.5
2.4-2.4835 GHz		216 -960 MHz 46
94 dBuV/m @3m	54 dBuV/m @3m	ABOVE 960 MHz 54dBuV/m

EMISSIONS RADIATED OUTSIDE OF THE SPECIFIED FREQUENCY BANDS, EXCEPT FOR HARMONICS, SHALL BE ATTENUATED BY AT LEAST 50 dB BELOW THE LEVEL OF THE FUNDAMENTAL OR TO THE GENERAL RADIATED EMISSION LIMITS IN 15.209, WHICHEVER IS THE LESSER ATTENUATION.

TEST DATA: Horizontal 1CH

No	Emission Frequency (MHz)	Meter Reading dBuV/m	Ant. Polarity	Correction Factor dB	Cable Loss dB	Field Strength (dBuV/m)	Margin (dBuV)	Limit (dBuV/m)
1	2433.00	43.1	H	27.8	3.3	74.3	-19.7	94.0
2	4866.00	11.4	H	33.9	4.6	49.9	-4.1	54.0
3	7299.00	-1.6	H	36.2	5.8	40.4	-13.6	54.0

2CH

No	Emission Frequency (MHz)	Meter Reading dBuV/m	Ant. Polarity	Correction Factor dB	Cable Loss dB	Field Strength (dBuV/m)	Margin (dBuV)	Limit (dBuV/m)
1	2452.40	46.3	H	27.9	3.3	77.5	-16.5	94.0
2	4906.80	11.5	H	34.0	4.6	50.1	-3.9	54.0
3	7356.60	-1.6	H	36.2	5.8	40.4	-13.6	54.0

3CH

No	Emission Frequency (MHz)	Meter Reading dBuV/m	Ant. Polarity	Correction Factor dB	Cable Loss dB	Field Strength (dBuV/m)	Margin (dBuV)	Limit (dBuV/m)
1	2471.40	45.2	H	27.9	3.3	76.4	-17.6	94.0
2	4943.40	11.2	H	34.1	4.6	50.0	-4.0	54.0
3	7415.70	-2.6	H	36.2	5.8	39.5	-14.5	54.0

APPLICANT: STRATEGIC VISTA TECHNOLOGIES INC..

FCC ID: RTMSV-03-CAM

REPORT :THRU-408002

THRU Lab & Engineering

RM1105,11FL, ACE TECHNO TOWER

197-22, GURO-DONG GURO-GU, SEOUL KOREA

81221095059F81221095056 email thrukang@kornet.net

4CH

No	Emission Frequency (MHz)	Meter Reading dBuV/m	Ant. Polaritry	Correction Factor dB	Cable Loss dB	Field Strength (dBuV/m)	Margin (dBuV)	Limit (dBuV/m)
1	2411.40	44.0	H	27.8	3.3	75.1	-18.9	94.0
2	4822.80	13.6	H	33.7	4.6	52.0	-2.0	54.0

TEST DATA: Vertical

1CH

No	Emission Frequency (MHz)	Meter Reading dBuV/m	Ant. Polaritry	Correction Factor dB	Cable Loss dB	Field Strength (dBuV/m)	Margin (dBuV)	Limit (dBuV/m)
1	2433.00	40.0	V	27.8	3.3	71.2	-22.8	94.0
2	4866.00	7.0	V	33.9	4.6	45.5	-8.5	54.0
3	7299.00	1.0	V	36.2	5.8	43.0	-11.0	54.0

2CH

No	Emission Frequency (MHz)	Meter Reading dBuV/m	Ant. Polaritry	Correction Factor dB	Cable Loss dB	Field Strength (dBuV/m)	Margin (dBuV)	Limit (dBuV/m)
1	2452.40	44.3	V	27.9	3.3	75.5	-18.5	94.0
2	4906.80	10.4	V	34.0	4.6	49.0	-5.0	54.0
3	7356.60	-1.9	V	36.2	5.8	40.1	-13.9	54.0

3CH

No	Emission Frequency (MHz)	Meter Reading dBuV/m	Ant. Polaritry	Correction Factor dB	Cable Loss dB	Field Strength (dBuV/m)	Margin (dBuV)	Limit (dBuV/m)
1	2471.40	43.4	V	27.9	3.3	74.6	-19.4	94.0
2	4943.40	11.8	V	34.1	4.6	50.6	-3.4	54.0
3	7415.70	-0.6	V	36.2	5.8	41.5	-12.5	54.0

4CH

No	Emission Frequency (MHz)	Meter Reading dBuV/m	Ant. Polaritry	Correction Factor dB	Cable Loss dB	Field Strength (dBuV/m)	Margin (dBuV)	Limit (dBuV/m)
1	2411.40	38.9	V	27.8	3.3	70.0	-24.0	94.0
2	4822.80	8.4	V	33.7	4.6	46.8	-7.2	54.0

APPLICANT: STRATEGIC VISTA TECHNOLOGIES INC..

FCC ID: RTMSV-03-CAM

REPORT :THRU-408002

THRU Lab & Engineering

RM1105,11FL, ACE TECHNO TOWER

197-22, GURO-DONG GURO-GU, SEOUL KOREA

81221095059F81221095056 email thrukang@kornet.net

APPLICANT: Strategic Vista Technologies Inc.

FCC ID: RTMSV-03-CAM

NAME OF TEST: RADIATION INTERFERENCE

TEST PROCEDURE: ANSI STANDARD C63.4-1992 using a Hewlett Packard Model 8566B spectrum analyzer, a Hewlett Packard Model 85685A Preselector, a Hewlett Packard Model 85650A Quasi-Peak adapter, and an appropriate antenna. The bandwidth of spectrum analyzer was 100 kHz with an appropriate sweep speed. When an emission was found, the table was rotated to produce the maximum signal strength. The antenna was placed in both the horizontal and vertical planes and the worse case emissions were reported. The spectrum was searched to at least the tenth (10) harmonic of the fundamental.

TEST RESULTS: This unit DOES meet the FCC requirements.

PERFORMED BY: K.M.CHOI

DATE: 7/30/2004

APPLICANT: STRATEGIC VISTA TECHNOLOGIES INC..

FCC ID: RTMSV-03-CAM

REPORT :THRU-408002

THRU Lab & Engineering

RM1105,11FL, ACE TECHNO TOWER

197-22, GURO-DONG GURO-GU, SEOUL KOREA

81221095059F81221095056 email thrukang@kornet.net

APPLICANT: Strategic Vista Technologies Inc.

FCC ID: RTMSV-03-CAM

NAME OF TEST: Occupied Bandwidth

RULES PART NO.: 15.249

REQUIREMENTS: The field strength of any emissions appearing outside the band edges and up to 10 kHz above and below the band edges shall be attenuated at least 50 dB below the level of the carrier or to the general limits of 15.249.

THE PLOTS ON THE NEXT PAGE REPRESENTS THE EMISSIONS TAKEN FOR THIS DEVICE.

METHOD OF MEASUREMENT: A small sample of the transmitter output was fed into the spectrum analyzer and the attached plot was printed. The vertical scale is set to -10 dBm per division. The horizontal scale is set to 5 kHz per division.

TEST RESULTS: The unit DOES meet the FCC requirements.

PERFORMED BY: K.M.CHOI

DATE: 7/30/2004

APPLICANT: STRATEGIC VISTA TECHNOLOGIES INC..

FCC ID: RTMSV-03-CAM

REPORT :THRU-408002

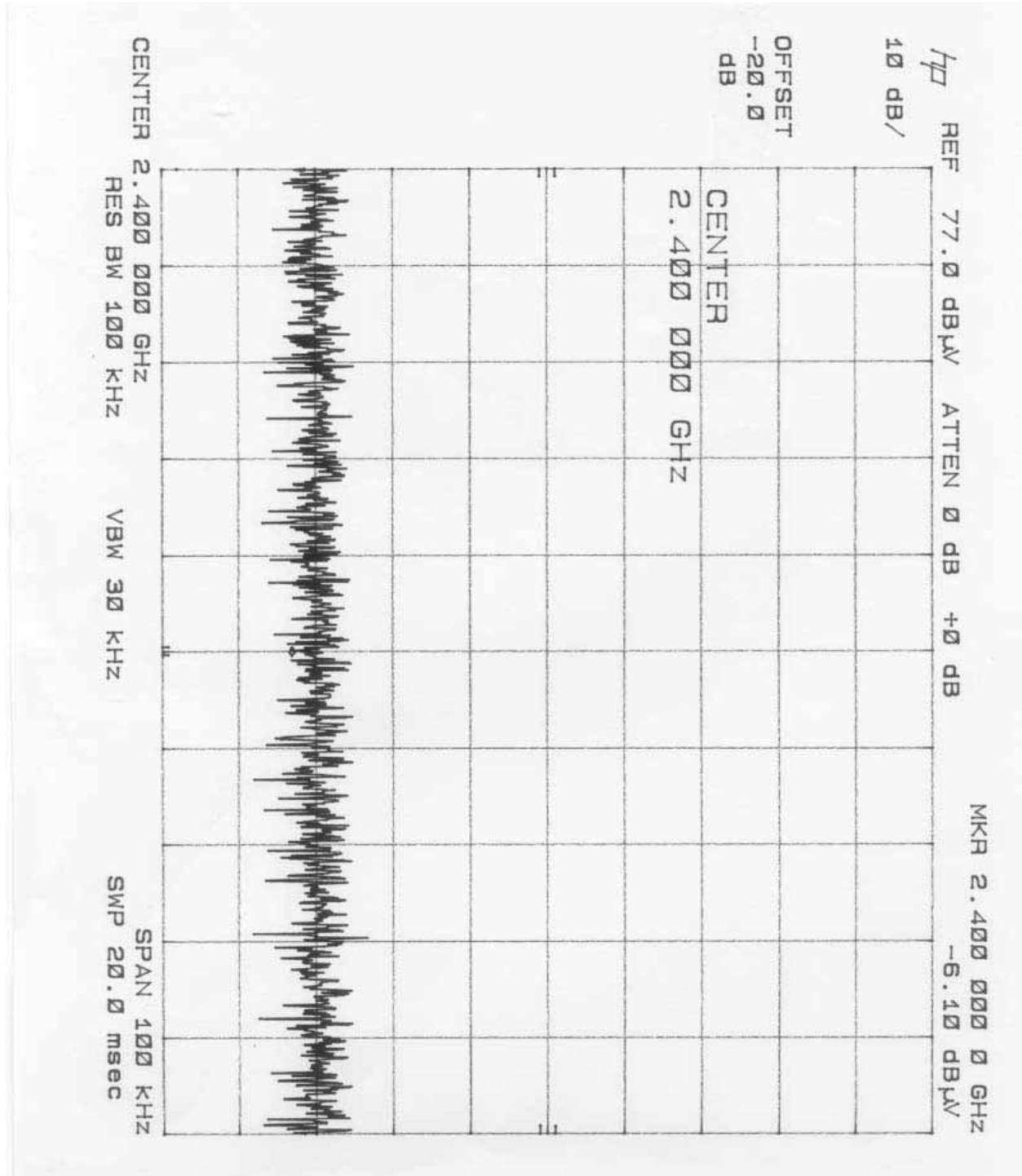
THRU Lab & Engineering

RM1105,11FL, ACE TECHNO TOWER

197-22,GURO-DONG GURO-GU, SEOUL KOREA

81221095059F81221095056 email thrukang@kornet.net

Occupied Bandwidth



APPLICANT: STRATEGIC VISTA TECHNOLOGIES INC..

FCC ID: RTMSV-03-CAM

REPORT :THRU-408002

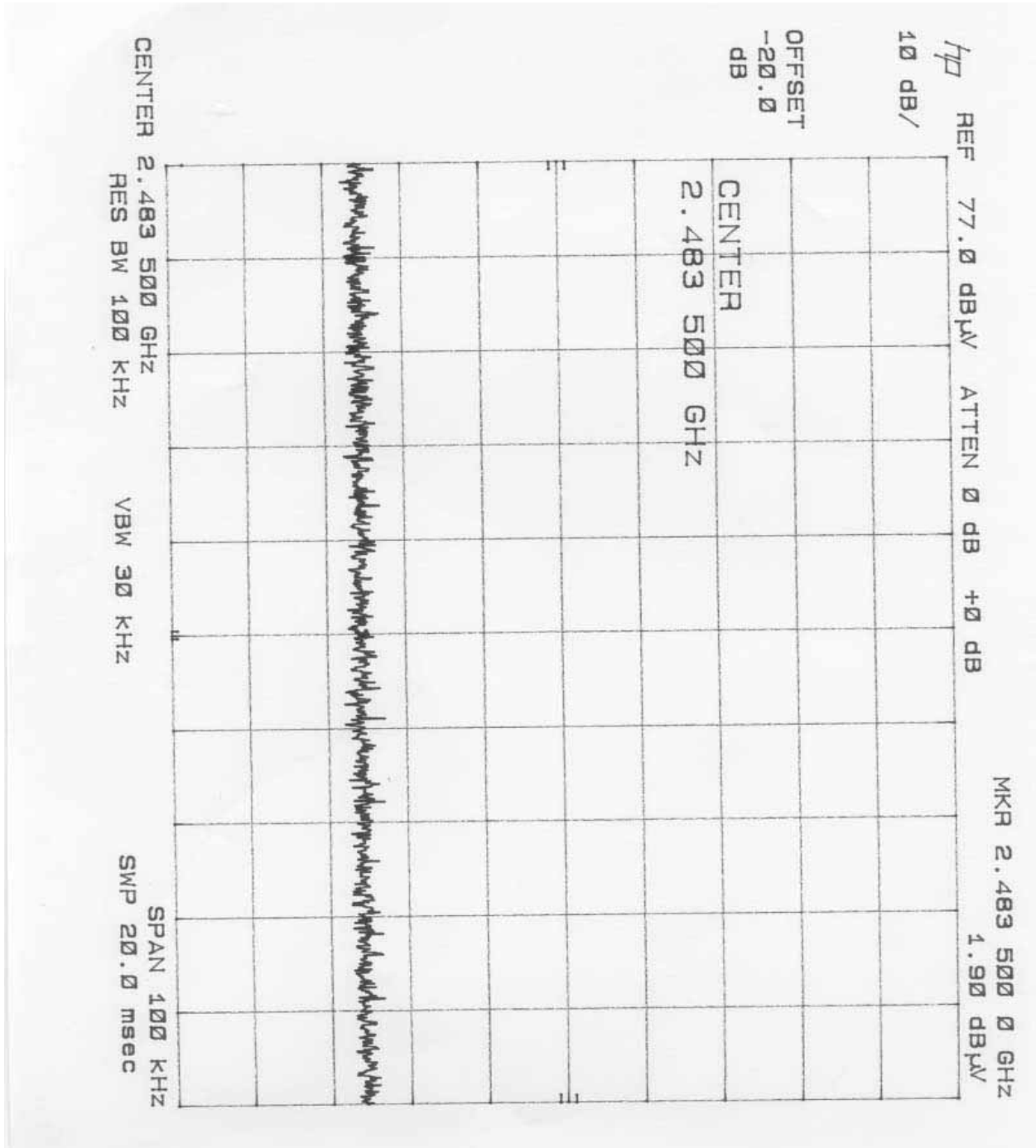
THRU Lab & Engineering

RM1105,11FL, ACE TECHNO TOWER

197-22,GURO-DONG GURO-GU, SEOUL KOREA

81221095059F81221095056 email thrukang@kornet.net

Occupied Bandwidth



APPLICANT: STRATEGIC VISTA TECHNOLOGIES INC..

FCC ID: RTMSV-03-CAM

REPORT :THRU-408002

THRU Lab & Engineering

RM1105,11FL, ACE TECHNO TOWER

197-22, GURO-DONG GURO-GU, SEOUL KOREA

81221095059F81221095056 email thrukang@kornet.net

APPLICANT: Strategic Vista Technologies Inc.

FCC ID: RTMSV-03-CAM

NAME OF TEST: POWER LINE CONDUCTED INTERFERENCE

RULES PART NO.: 15.107

REQUIREMENTS:		QUASI-PEAK	AVERAGE
	.15 - 0.5 MHz	66-56 dBuV	56-46 dBuV
	0.5 - 5.0	56	46
	5.0 - 30.	60	50

TEST PROCEDURE: ANSI STANDARD C63.4-1992. The spectrum was scanned from .15 to 30 MHz.

THE HIGHEST EMISSION READ FOR LINE 1 WAS 37.5 dBuV @ 0.307 Mhz.

THE HIGHEST EMISSION READ FOR LINE 2 WAS 39.8 dBuV @ 0.418 Mhz..

THE PLOTS ON THE NEXT PAGE REPRESENT THE EMISSIONS READ FOR POWERLINE CONDUCTED FOR THIS DEVICE.

TEST RESULTS: Both lines were observed. The measurements indicate that the unit DOES appear to meet the FCC requirements for this class of equipment.

PERFORMED BY: K.M.CHOI

DATE: 7/30/2004

APPLICANT: STRATEGIC VISTA TECHNOLOGIES INC..

FCC ID: RTMSV-03-CAM

REPORT :THRU-408002

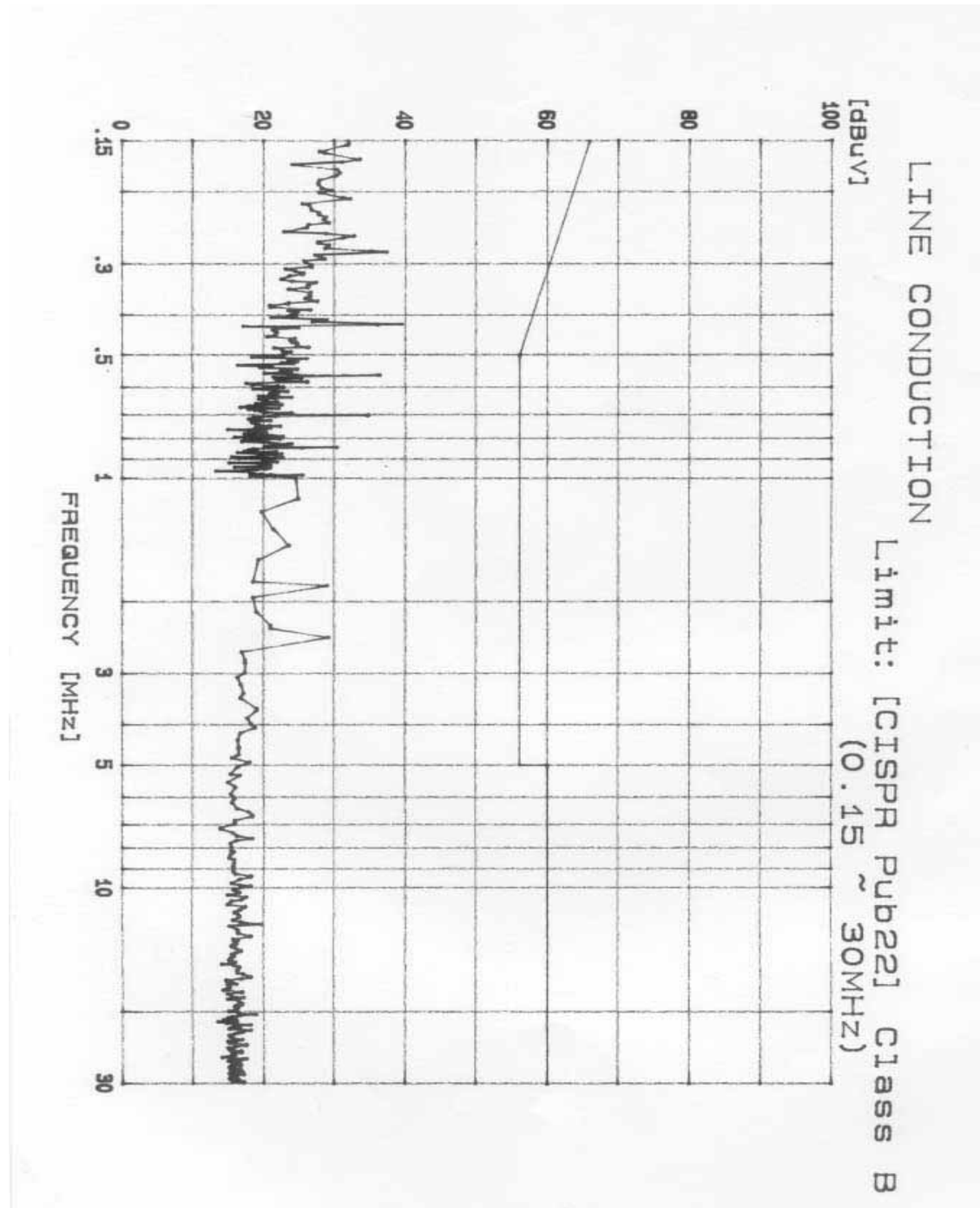
THRU Lab & Engineering

RM1105,11FL, ACE TECHNO TOWER

197-22, GURO-DONG GURO-GU, SEOUL KOREA

81221095059F81221095056 email thrukang@kornet.net

LINE 1



APPLICANT: STRATEGIC VISTA TECHNOLOGIES INC..

FCC ID: RTMSV-03-CAM

REPORT :THRU-408002

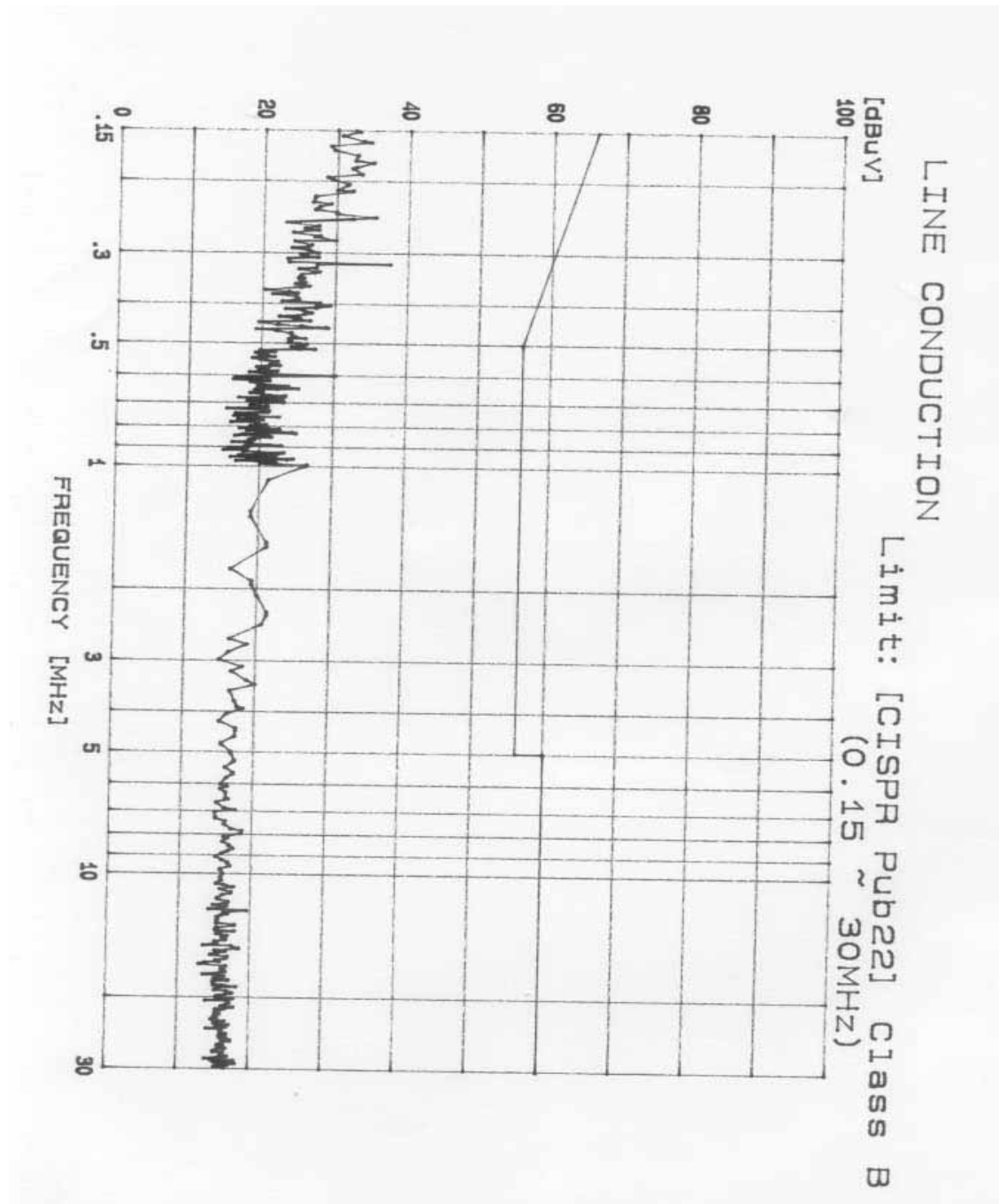
THRU Lab & Engineering

RM1105,11FL, ACE TECHNO TOWER

197-22, GURO-DONG GURO-GU, SEOUL KOREA

81221095059F81221095056 email thrukang@kornet.net

LINE 2



APPLICANT: STRATEGIC VISTA TECHNOLOGIES INC..

FCC ID: RTMSV-03-CAM

REPORT :THRU-408002