




RADIO TEST REPORT

FCC ID : RSL-TQM6403GEN2
Equipment : IEEE802.11ax tri-radio 5G/5G/2.4GHz 2x2+2x2+2x2 wireless AP
Brand Name : Allied Telesis
Model Name : AT-TQm6403 GEN2
Applicant : Allied Telesis K.K.
2nd. TOC Bldg.7-21-11 Nishi-Gotanda, Shinagawa-ku Tokyo
1410031 Japan
Manufacturer : Allied Telesis K.K.
2nd. TOC Bldg.7-21-11 Nishi-Gotanda, Shinagawa-ku Tokyo
1410031 Japan
Standard : 47 CFR FCC Part 15.407

The product was received on Aug. 01, 2022, and testing was started from Aug. 04, 2022 and completed on Aug. 09, 2022. We, Sporton International Inc. Hsinchu Laboratory, would like to declare that the tested sample has been evaluated in accordance with the procedures given in ANSI C63.10-2013 and shown compliance with the applicable technical standards.

The test results in this variant report apply exclusively to the tested model / sample. Without written approval of Sporton International Inc. Hsinchu Laboratory, the test report shall not be reproduced except in full.



Approved by: Sam Chen

Sporton International Inc. Hsinchu Laboratory
No.8, Ln. 724, Bo'ai St., Zhubei City, Hsinchu County 302010, Taiwan (R.O.C.)



Table of Contents

History of this test report.....3

Summary of Test Result.....4

1 General Description5

1.1 Information.....5

1.2 Applicable Standards12

1.3 Testing Location Information12

1.4 Measurement Uncertainty12

2 Test Configuration of EUT13

2.1 Test Channel Mode13

2.2 The Worst Case Measurement Configuration15

2.3 EUT Operation during Test16

2.4 Accessories16

2.5 Support Equipment.....16

2.6 Test Setup Diagram17

3 Transmitter Test Result18

3.1 Emission Bandwidth18

3.2 Maximum Output Power20

3.3 Power Spectral Density23

3.4 Unwanted Emissions.....26

4 Test Equipment and Calibration Data30

Appendix A. Test Results of Emission Bandwidth

Appendix B. Test Results of Maximum Output Power

Appendix C. Test Results of Power Spectral Density

Appendix D. Test Results of Unwanted Emissions

Appendix E. Test Photos

Photographs of EUT v01



Summary of Test Result

Report Clause	Ref Std. Clause	Test Items	Result (PASS/FAIL)	Remark
1.1.2	15.203	Antenna Requirement	PASS	-
3.1	15.407(a)	Emission Bandwidth	PASS	-
3.2	15.407(a)	Maximum Output Power	PASS	-
3.2.5	15.407(a)	Power Spectral Density	PASS	-
3.4	15.407(b)	Unwanted Emissions	PASS	-

Note: Reference to Sporton Project No.: 272619-01.

Declaration of Conformity:

1. The test results with all measurement uncertainty excluded are presented in accordance with the regulation limits or requirements declared by manufacturers. It's means measurement values may risk exceeding the limit of regulation standards, if measurement uncertainty is include in test results.
2. The measurement uncertainty please refer to report "Measurement Uncertainty".

Comments and Explanations:

The declared of product specification for EUT presented in the report are provided by the manufacturer, and the manufacturer takes all the responsibilities for the accuracy of product specification.

Reviewed by: **Sam Chen**
Report Producer: **Sandy Chuang**



1 General Description

1.1 Information

1.1.1 RF General Information

Frequency Range (MHz)	IEEE Std. 802.11	Ch. Frequency (MHz)	Channel Number
5250-5350	a, n (HT20), ac (VHT20), ax (HEW20)	5260-5320	52-64 [4]
5470-5725		5500-5720	100-144 [12]
5250-5350	n (HT40), ac (VHT40), ax (HEW40)	5270-5310	54-62 [2]
5470-5725		5510-5710	102-142 [6]
5250-5350	ac (VHT80), ax (HEW80)	5290	58 [1]
5470-5725		5530-5690	106-138 [3]
5470-5725	ac (VHT160), ax (HEW160)	5570	114 [1]



Band	Mode	BWch (MHz)	Nant
5.25-5.35GHz	802.11a	20	2TX
5.25-5.35GHz	802.11n HT20	20	2TX
5.25-5.35GHz	802.11n HT20-BF	20	2TX
5.25-5.35GHz	802.11ac VHT20	20	2TX
5.25-5.35GHz	802.11ac VHT20-BF	20	2TX
5.25-5.35GHz	802.11ax HEW20	20	2TX
5.25-5.35GHz	802.11ax HEW20-BF	20	2TX
5.25-5.35GHz	802.11n HT40	40	2TX
5.25-5.35GHz	802.11n HT40-BF	40	2TX
5.25-5.35GHz	802.11ac VHT40	40	2TX
5.25-5.35GHz	802.11ac VHT40-BF	40	2TX
5.25-5.35GHz	802.11ax HEW40	40	2TX
5.25-5.35GHz	802.11ax HEW40-BF	40	2TX
5.25-5.35GHz	802.11ac VHT80	80	2TX
5.25-5.35GHz	802.11ac VHT80-BF	80	2TX
5.25-5.35GHz	802.11ax HEW80	80	2TX
5.25-5.35GHz	802.11ax HEW80-BF	80	2TX
5.47-5.725GHz	802.11a	20	2TX
5.47-5.725GHz	802.11n HT20	20	2TX
5.47-5.725GHz	802.11n HT20-BF	20	2TX
5.47-5.725GHz	802.11ac VHT20	20	2TX
5.47-5.725GHz	802.11ac VHT20-BF	20	2TX
5.47-5.725GHz	802.11ax HEW20	20	2TX
5.47-5.725GHz	802.11ax HEW20-BF	20	2TX
5.47-5.725GHz	802.11n HT40	40	2TX
5.47-5.725GHz	802.11n HT40-BF	40	2TX
5.47-5.725GHz	802.11ac VHT40	40	2TX
5.47-5.725GHz	802.11ac VHT40-BF	40	2TX
5.47-5.725GHz	802.11ax HEW40	40	2TX
5.47-5.725GHz	802.11ax HEW40-BF	40	2TX
5.47-5.725GHz	802.11ac VHT80	80	2TX
5.47-5.725GHz	802.11ac VHT80-BF	80	2TX
5.47-5.725GHz	802.11ax HEW80	80	2TX
5.47-5.725GHz	802.11ax HEW80-BF	80	2TX



Band	Mode	BWch (MHz)	Nant
5.47-5.725GHz	802.11ac VHT160	160	2TX
5.47-5.725GHz	802.11ac VHT160-BF	160	2TX
5.47-5.725GHz	802.11ax HEW160	160	2TX
5.47-5.725GHz	802.11ax HEW160-BF	160	2TX

Note:

- ♦ 11a, HT20 and HT40 use a combination of OFDM-BPSK, QPSK, 16QAM, 64QAM modulation.
- ♦ VHT20, VHT40, VHT80 and VHT 160 use a combination of OFDM-BPSK, QPSK, 16QAM, 64QAM, 256QAM modulation.
- ♦ HEW20, HEW40, HEW80 and HEW 160 use a combination of OFDMA-BPSK, QPSK, 16QAM, 64QAM, 256QAM, 1024QAM modulation.
- ♦ BWch is the nominal channel bandwidth.



1.1.2 Antenna Information

Ant.	Port			Brand	P/N	Antenna Type	Connector	Gain (dBi)
	2.4GHz	5GHz UNII 1 UNII 2A	5GHz UNII 3 UNII 2C					
1	1	1	-	WNC	ATKK RANQ-AK610	PIFA	I-PEX	Note 1
2	2	2	-	WNC	ATKK RANQ-AK610	PIFA	I-PEX	
3	-	-	1	WNC	ATKK RANQ-AK610	PIFA	I-PEX	
4	-	-	2	WNC	ATKK RANQ-AK610	PIFA	I-PEX	

Note 1

Ant.	Gain (dBi)				
	2.4GHz	5GHz UNII 1	5GHz UNII 2A	5GHz UNII 2C	5GHz UNII 3
1	2.93	5.39	5.52	5.66	5.95
2	2.69	5.99	5.99	5.54	5.88
3	-	5.54	5.55	5.92	5.92
4	-	5.84	5.93	5.79	5.91

Note 2: The above information was declared by manufacturer.

For 2.4GHz function:

For IEEE 802.11 b/g/n/VHT/ax mode (2TX/2RX)

Port 1 and Port 2 can be used as transmitting/receiving antenna.

Port 1 and Port 2 could transmit/receive simultaneously.

For 5GHz function:

For IEEE 802.11a/n/ac/ax mode (2TX/2RX)

Port 1 and Port 2 can be used as transmitting/receiving antenna.

Port 1 and Port 2 could transmit/receive simultaneously.



Note 3: The directional gain is measured which follows the procedure of KDB 662911 D01.

Type	Maximum Output Power	Power Spectral Density
Non-BF	Directional gain = Max.gain + array gain. For power measurements on IEEE 802.11 devices Array Gain = 0 dB (i.e., no array gain) for N ANT ≤ 4	$DirectionalGain = 10 \cdot \log \left[\frac{\sum_{j=1}^{N_{ANT}} \left[\sum_{k=1}^{N_{ANT}} g_{j,k} \right]^2}{N_{ANT}} \right]$
BF	$DirectionalGain = 10 \cdot \log \left[\frac{\sum_{j=1}^{N_{ANT}} \left[\sum_{k=1}^{N_{ANT}} g_{j,k} \right]^2}{N_{ANT}} \right]$	$DirectionalGain = 10 \cdot \log \left[\frac{\sum_{j=1}^{N_{ANT}} \left[\sum_{k=1}^{N_{ANT}} g_{j,k} \right]^2}{N_{ANT}} \right]$

Ex.

Directional Gain (NSS1) formula :

$$DirectionalGain = 10 \cdot \log \left[\frac{\sum_{j=1}^{N_{ANT}} \left[\sum_{k=1}^{N_{ANT}} g_{j,k} \right]^2}{N_{ANT}} \right]$$

$$NSS1(g1,1) = 10^{G1/20} ; NSS1(g1,2) = 10^{G2/20} ;$$

$$g_{j,k} = (NSS1(g1,1) + NSS1(g1,2))^2$$

$$DG = 10 \log \left[\frac{(NSS1(g1,1) + NSS1(g1,2))^2}{N_{ANT}} \right] \Rightarrow 10 \log \left[\frac{(10^{G1/20} + 10^{G2/20})^2}{N_{ANT}} \right]$$

Where ;

$$G1 = 10 ; G2 = 10 ;$$

$$2.4G \ G1 = 2.93 \text{ dBi}; \ G2 = 2.69 \text{ dBi}; \ DG = 5.82 \text{ dBi}$$

$$5G \text{ UNII1} \ G1 = 5.39 \text{ dBi}; \ G2 = 5.99 \text{ dBi}; \ DG = 8.71 \text{ dBi}$$

$$5G \text{ UNII2A} \ G1 = 5.52 \text{ dBi}; \ G2 = 5.99 \text{ dBi}; \ DG = 8.77 \text{ dBi}$$

$$5G \text{ UNII2C} \ G1 = 5.92 \text{ dBi}; \ G2 = 5.79 \text{ dBi}; \ DG = 8.87 \text{ dBi}$$

$$5G \text{ UNII3} \ G1 = 5.92 \text{ dBi}; \ G2 = 5.91 \text{ dBi}; \ DG = 8.93 \text{ dBi}$$



1.1.3 Mode Test Duty Cycle

Mode	DC	DCF(dB)	T(s)	VBW(Hz) ≥ 1/T
802.11a	0.932	0.31	1.978m	1k
802.11ax HEW20	0.986	0.06	n/a (DC>=0.98)	n/a (DC>=0.98)
802.11ax HEW20-BF	0.981	0.08	n/a (DC>=0.98)	n/a (DC>=0.98)
802.11ax HEW40	0.981	0.08	n/a (DC>=0.98)	n/a (DC>=0.98)
802.11ax HEW40-BF	0.986	0.06	n/a (DC>=0.98)	n/a (DC>=0.98)
802.11ax HEW80	0.978	0.1	4.01m	300
802.11ax HEW80-BF	0.975	0.11	4.043m	300
802.11ax HEW160	0.956	0.2	2.165m	1k
802.11ax HEW160-BF	0.956	0.2	2.165m	1k

Note:

- ♦ DC is Duty Cycle.
- ♦ DCF is Duty Cycle Factor.

1.1.4 EUT Operational Condition

EUT Power Type	From Power Adapter or PoE			
Beamforming Function	<input checked="" type="checkbox"/>	With beamforming	<input type="checkbox"/>	Without beamforming
	The product has beamforming function for n/VHT/ax in 2.4GHz and n/ac/ax in 5GHz.			
Weather Band	<input checked="" type="checkbox"/>	With 5600~5650MHz	<input type="checkbox"/>	Without 5600~5650MHz
Function	<input type="checkbox"/>	Outdoor P2M	<input checked="" type="checkbox"/>	Indoor P2M
	<input type="checkbox"/>	Fixed P2P	<input type="checkbox"/>	Client
	<input checked="" type="checkbox"/>	Point-to-multipoint	<input type="checkbox"/>	Point-to-point
TPC Function	<input checked="" type="checkbox"/>	With TPC	<input type="checkbox"/>	Without TPC
Channel Puncturing Function	<input type="checkbox"/>	Supported	<input checked="" type="checkbox"/>	Unsupported
Test Software Version	QSPR V5.0-00199			

Note: The above information was declared by manufacturer.

1.1.5 Table for Radio function

Radio	WLAN 2.4GHz	5GHz UNII 1 + UNII 2A	5GHz UNII 2C + UNII 3
1	V	-	-
2	-	V	-
3	-	-	V

Note: The above information was declared by manufacturer.



1.1.6 Table for Permissive Change

This product is an extension of original one reported under Sporton project number: FR272620AB

Below is the table for the change of the product with respect to the original one.

Modifications	Performance Checking
1. Adding 5GHz band 2 and band 3 (5250~5350 MHz, 5470~5725 MHz) for this device. 2. Adding 160MHz to U-NII-2C for this device.	1. Emission Bandwidth 2. Maximum Conducted Output Power 3. Peak Power Spectral Density 4. Unwanted Emissions (Above 1GHz)



1.2 Applicable Standards

According to the specifications of the manufacturer, the EUT must comply with the requirements of the following standards:

- ♦ 47 CFR FCC Part 15
- ♦ ANSI C63.10-2013
- ♦ FCC KDB 789033 D02 v02r01

The following reference test guidance is not within the scope of accreditation of TAF.

- ♦ FCC KDB 662911 D01 v02r01
- ♦ FCC KDB 412172 D01 v01r01
- ♦ FCC KDB 414788 D01 v01r01

1.3 Testing Location Information

Testing Location Information	
Test Lab. : Sporton International Inc. Hsinchu Laboratory	
Hsinchu (TAF: 3787)	ADD: No.8, Ln. 724, Bo'ai St., Zhubei City, Hsinchu County 302010, Taiwan (R.O.C.) TEL: 886-3-656-9065 FAX: 886-3-656-9085 Test site Designation No. TW3787 with FCC. Conformity Assessment Body Identifier (CABID) TW3787 with ISED.

Test Condition	Test Site No.	Test Engineer	Test Environment (°C / %)	Test Date
RF Conducted	TH02-CB	Owen Hsu	23.3~24.9 / 67~69	Aug. 08, 2022~ Aug. 09, 2022
Radiated	03CH02-CB	KJ Chang	24.8~26.9 / 62~66	Aug. 04, 2022~ Aug. 05, 2022

1.4 Measurement Uncertainty

ISO/IEC 17025 requires that an estimate of the measurement uncertainties associated with the emissions test results be included in the report. The measurement uncertainties given below are based on a 95% confidence level (based on a coverage factor (k=2))

Test Items	Uncertainty	Remark
Radiated Emission (1GHz ~ 18GHz)	5.2 dB	Confidence levels of 95%
Radiated Emission (18GHz ~ 40GHz)	4.7 dB	Confidence levels of 95%
Conducted Emission	3.2 dB	Confidence levels of 95%
Output Power Measurement	0.8 dB	Confidence levels of 95%
Power Density Measurement	3.2 dB	Confidence levels of 95%
Bandwidth Measurement	2.0 %	Confidence levels of 95%



2 Test Configuration of EUT

2.1 Test Channel Mode

<Non-beamforming mode>

Mode	Power Setting
802.11a_Nss1,(6Mbps)_2TX	-
5260MHz	16.5
5300MHz	17
5320MHz	17
5500MHz	17.5
5580MHz	17
5700MHz	17.5
5720MHz Straddle 5.47-5.725GHz	16.5
5720MHz Straddle 5.725-5.85GHz	16.5
802.11ax HEW20_Nss1,(MCS0)_2TX	-
5260MHz	17.5
5300MHz	18
5320MHz	18
5500MHz	18
5580MHz	17.5
5700MHz	17.5
5720MHz Straddle 5.47-5.725GHz	17
5720MHz Straddle 5.725-5.85GHz	17
802.11ax HEW40_Nss1,(MCS0)_2TX	-
5270MHz	19 OBW
5310MHz	17.5
5510MHz	17
5550MHz	20
5670MHz	18
5710MHz Straddle 5.47-5.725GHz	21
5710MHz Straddle 5.725-5.85GHz	21
802.11ax HEW80_Nss1,(MCS0)_2TX	-
5290MHz	17
5530MHz	16.5
5610MHz	19.5
5690MHz Straddle 5.47-5.725GHz	21
5690MHz Straddle 5.725-5.85GHz	21
802.11ax HEW160_Nss1,(MCS0)_2TX	-
5570MHz	17



<Beamforming mode>

Mode	Power Setting
802.11ax HEW20-BF_Nss1,(MCS0)_2TX	-
5260MHz	17.5
5300MHz	18
5320MHz	18
5500MHz	17.5
5580MHz	17
5700MHz	17.5
5720MHz Straddle 5.47-5.725GHz	17
5720MHz Straddle 5.725-5.85GHz	17
802.11ax HEW40-BF_Nss1,(MCS0)_2TX	-
5270MHz	17
5310MHz	17.5
5510MHz	17
5550MHz	17.5
5670MHz	17
5710MHz Straddle 5.47-5.725GHz	17.5
5710MHz Straddle 5.725-5.85GHz	17.5
802.11ax HEW80-BF_Nss1,(MCS0)_2TX	-
5290MHz	17
5530MHz	16.5
5610MHz	17.5
5690MHz Straddle 5.47-5.725GHz	18
5690MHz Straddle 5.725-5.85GHz	18
802.11ax HEW160-BF_Nss1,(MCS0)_2TX	-
5570MHz	17

Note:

1. Evaluated HEW20/HEW40/HEW80/HEW160 mode only, Due to similar modulation. The power setting of HT20/HT40/VHT20/VHT40/VHT80/VHT160 mode are the same or lower than HEW20/HEW40/HEW80/HEW160.
2. The EUT supports non-beamforming and beamforming modes, after evaluating, the non-beamforming mode has been evaluated to be the worst case, so it was selected to test. The beamforming mode evaluates the output power only.



2.2 The Worst Case Measurement Configuration

The Worst Case Mode for Following Conformance Tests	
Tests Item	Emission Bandwidth Maximum Output Power Power Spectral Density
Test Condition	Conducted measurement at transmit chains

The Worst Case Mode for Following Conformance Tests	
Tests Item	Unwanted Emissions
Test Condition	Radiated measurement If EUT consist of multiple antenna assembly (multiple antenna are used in EUT regardless of spatial multiplexing MIMO configuration), the radiated test should be performed with highest antenna gain of each antenna type.
Operating Mode > 1GHz	CTX
	The EUT was performed at X axis, Y axis and Z axis position, and the worst case as below:
1	EUT in Z axis

The Worst Case Mode for Following Conformance Tests	
Tests Item	Simultaneous Transmission Analysis - Co-location RF Exposure Evaluation
Operating Mode	
1	EUT + WLAN 2.4GHz + WLAN 5GHz_UNII1&UNII 2A + WLAN 5GHz_UNII2C&UNII3

Refer to Sporton Test Report No.: FA272620-01 for Co-location RF Exposure Evaluation.

Note The PoE below is for measurement only, would not be marketed.

The PoE information as below:

Support Unit	Brand Name	Model
PoE	PHIHONG	POEA33U-1ATE



2.3 EUT Operation during Test

The EUT was programmed to be in continuously transmitting mode.

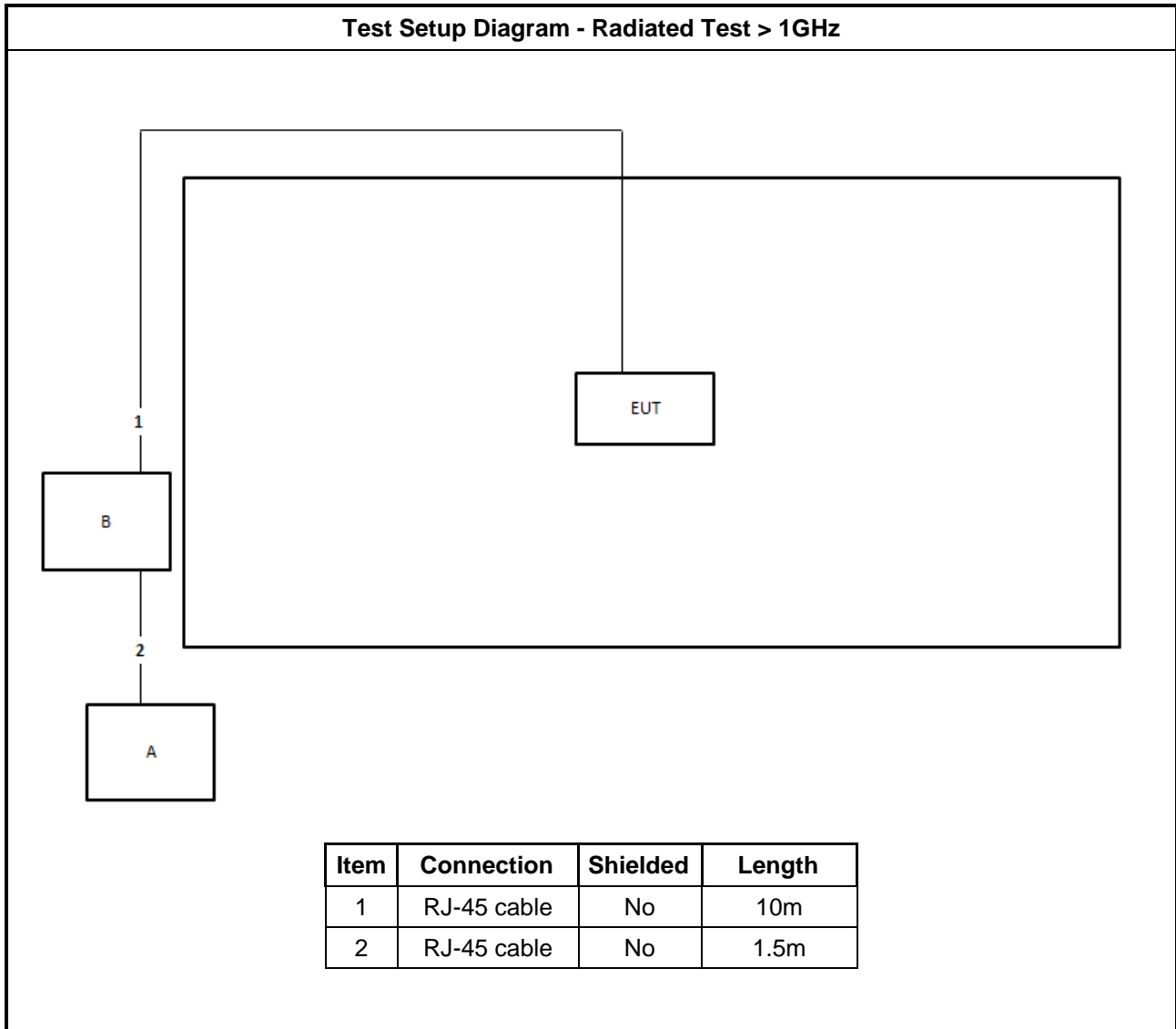
2.4 Accessories

Wall-mounted rack*1

2.5 Support Equipment

Support Equipment				
No.	Equipment	Brand Name	Model Name	FCC ID
A	NB	DELL	E4300	N/A
B	PoE	PHIHONG	POEA33U-1ATE	N/A

2.6 Test Setup Diagram





3 Transmitter Test Result

3.1 Emission Bandwidth

3.1.1 Emission Bandwidth Limit

Emission Bandwidth Limit	
UNII Devices	
<input type="checkbox"/>	For the 5.15-5.25 GHz band, N/A
<input checked="" type="checkbox"/>	For the 5.25-5.35 GHz band, the maximum conducted output power shall not exceed the lesser of 250 mW or 11 dBm + 10 log B, where B is the 26 dB emission bandwidth in MHz.
<input checked="" type="checkbox"/>	For the 5.47-5.725 GHz band, the maximum conducted output power shall not exceed the lesser of 250 mW or 11 dBm + 10 log B, where B is the 26 dB emission bandwidth in MHz.
<input checked="" type="checkbox"/>	For the 5.725-5.85 GHz band, 26 dB emission bandwidth ,N/A. 6 dB emission bandwidth ≥ 500kHz.
<input type="checkbox"/>	For the 5.85-5.895 GHz band, 26 dB emission bandwidth ,N/A. 6 dB emission bandwidth ≥ 500kHz.
LE-LAN Devices	
<input type="checkbox"/>	For the band 5.15-5.25 GHz, the maximum e.i.r.p. shall not exceed 200 mW or 10 + 10 log B, dBm, whichever power is less. B is the 99% emission bandwidth in MHz.
<input type="checkbox"/>	For the 5.25-5.35 GHz band, the maximum e.i.r.p. shall not exceed 1.0 W or 17 + 10 log B, dBm, whichever power is less. B is the 99% emission bandwidth in MHz
<input type="checkbox"/>	For the 5.47-5.6 GHz band and 5.65-5.725 GHz band, the maximum e.i.r.p. shall not exceed 1.0 W or 17 + 10 log B, dBm, whichever power is less. B is the 99% emission bandwidth in MHz
<input type="checkbox"/>	For the 5.725-5.85 GHz band, 6 dB emission bandwidth ≥ 500kHz.

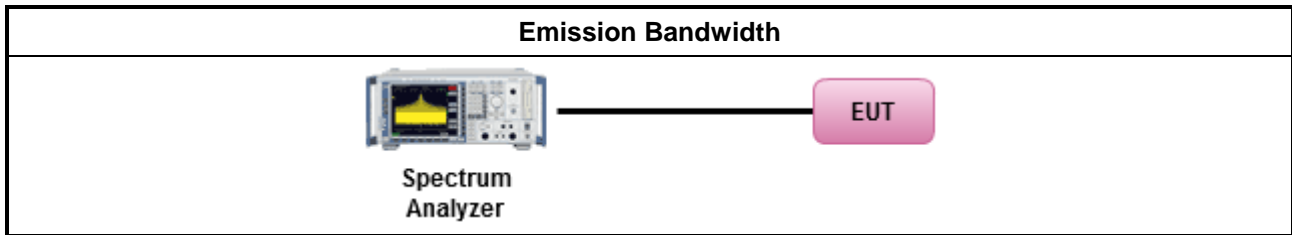
3.1.2 Measuring Instruments

Refer a test equipment and calibration data table in this test report.

3.1.3 Test Procedures

Test Method	
▪ For the emission bandwidth shall be measured using one of the options below:	
<input checked="" type="checkbox"/>	Refer as FCC KDB 789033 D02, clause C for EBW and clause D for OBW measurement.
<input type="checkbox"/>	Refer as ANSI C63.10, clause 6.9.1 for occupied bandwidth testing.
<input type="checkbox"/>	Refer as IC RSS-Gen, clause 4.6 for bandwidth testing.

3.1.4 Test Setup



3.1.5 Test Result of Emission Bandwidth

Refer as Appendix A



3.2 Maximum Output Power

3.2.1 Limit

Maximum Output Power Limit	
UNII Devices	
<input type="checkbox"/> For the 5.15-5.25 GHz band:	
	<ul style="list-style-type: none"> ▪ Outdoor AP: the maximum conducted output power (P_{Out}) shall not exceed the lesser of 1 W. If $G_{TX} > 6$ dBi, then $P_{Out} = 30 - (G_{TX} - 6)$. e.i.r.p. at any elevation angle above 30 degrees $\leq 125mW$ [21dBm] ▪ Indoor AP: the maximum conducted output power (P_{Out}) shall not exceed the lesser of 1 W. If $G_{TX} > 6$ dBi, then $P_{Out} = 30 - (G_{TX} - 6)$ ▪ Point-to-point AP: the maximum conducted output power (P_{Out}) shall not exceed the lesser of 1 W. If $G_{TX} > 23$ dBi, then $P_{Out} = 30 - (G_{TX} - 23)$. ▪ Mobile or Portable Client: the maximum conducted output power (P_{Out}) shall not exceed the lesser of 250 mW. If $G_{TX} > 6$ dBi, then $P_{Out} = 24 - (G_{TX} - 6)$.
<input checked="" type="checkbox"/> For the 5.25-5.35 GHz band, the maximum conducted output power (P_{Out}) shall not exceed the lesser of 250 mW or $11 \text{ dBm} + 10 \log B$, where B is the 26 dB emission bandwidth in MHz. If $G_{TX} > 6$ dBi, then $P_{Out} = 24 - (G_{TX} - 6)$.	
<input checked="" type="checkbox"/> For the 5.47-5.725 GHz band, the maximum conducted output power (P_{Out}) shall not exceed the lesser of 250 mW or $11 \text{ dBm} + 10 \log B$, where B is the 26 dB emission bandwidth in MHz. If $G_{TX} > 6$ dBi, then $P_{Out} = 24 - (G_{TX} - 6)$.	
<input checked="" type="checkbox"/> For the 5.725-5.85 GHz band:	
	<ul style="list-style-type: none"> ▪ Point-to-multipoint systems (P2M): the maximum conducted output power (P_{Out}) shall not exceed the lesser of 1 W. If $G_{TX} > 6$ dBi, then $P_{Out} = 30 - (G_{TX} - 6)$. ▪ Point-to-point systems (P2P): the maximum conducted output power (P_{Out}) shall not exceed the lesser of 1 W.
Maximum EIRP Limit	
<input type="checkbox"/> For the 5.85-5.895 GHz band:	
	<ul style="list-style-type: none"> ▪ Indoor AP & subordinate device < 36 dBm ▪ Client device < 30 dBm
LE-LAN Devices	
<input type="checkbox"/> For the 5.15-5.25 GHz band, the maximum e.i.r.p. shall not exceed 200 mW or $10 + 10 \log B$, dBm, whichever power is less. B is the 99% emission bandwidth in MHz.	
<input type="checkbox"/> For the 5.25-5.35 GHz band, the maximum e.i.r.p. shall not exceed 1.0 W or $17 + 10 \log B$, dBm, whichever power is less. B is the 99% emission bandwidth in MHz	
<input type="checkbox"/> For the 5.47-5.6 GHz band and 5.65-5.725 GHz band, the maximum e.i.r.p. shall not exceed 1.0 W or $17 + 10 \log B$, dBm, whichever power is less. B is the 99% emission bandwidth in MHz	
<input type="checkbox"/> For the 5.725-5.85 GHz band:	
	<ul style="list-style-type: none"> ▪ Point-to-multipoint systems (P2M): the maximum conducted output power (P_{Out}) shall not exceed the lesser of 1 W. If $G_{TX} > 6$ dBi, then $P_{Out} = 30 - (G_{TX} - 6)$. ▪ Point-to-point systems (P2P): the maximum conducted output power (P_{Out}) shall not exceed the



lesser of 1 W.

P_{Out} = maximum conducted output power in dBm,
 G_{TX} = the maximum transmitting antenna directional gain in dBi.

3.2.2 Measuring Instruments

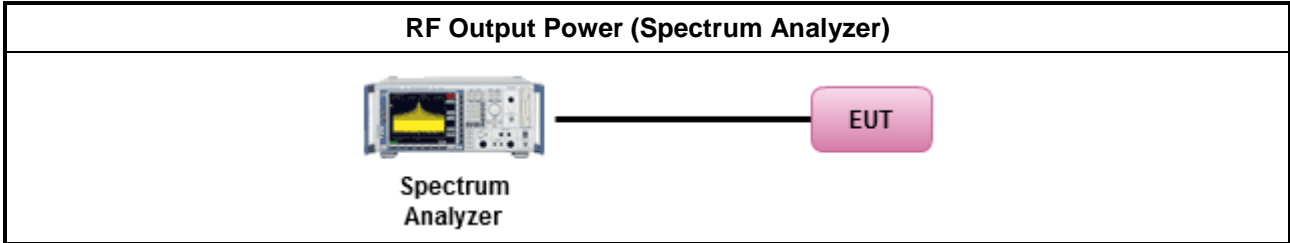
Refer a test equipment and calibration data table in this test report.

3.2.3 Test Procedures


Test Method	
	Average over on/off periods with duty factor
<input checked="" type="checkbox"/>	Refer as FCC KDB 789033 D02, clause E Method SA-2 (spectral trace averaging).
<input type="checkbox"/>	Refer as FCC KDB 789033 D02, clause E Method SA-2 Alt. (RMS detection with slow sweep speed)
	Wideband RF power meter and average over on/off periods with duty factor
<input checked="" type="checkbox"/>	Refer as FCC KDB 789033 D02, clause E Method PM-G (using an RF average power meter).
<input checked="" type="checkbox"/>	For conducted measurement.
	<ul style="list-style-type: none"> ▪ If the EUT supports multiple transmit chains using options given below: Refer as FCC KDB 662911, In-band power measurements. Using the measure-and-sum approach, measured all transmit ports individually. Sum the power (in linear power units e.g., mW) of all ports for each individual sample and save them. ▪ If multiple transmit chains, EIRP calculation could be following as methods: $P_{total} = P_1 + P_2 + \dots + P_n$ (calculated in linear unit [mW] and transfer to log unit [dBm]) $EIRP_{total} = P_{total} + DG$
<input type="checkbox"/>	For radiated measurement.
	<ul style="list-style-type: none"> ▪ Refer as FCC KDB 789033 D02 clause II A.1.F "Antenna-port Conducted versus Radiated Testing" ▪ Refer as ANSI C63.10, clause 6.6 for radiated emissions above 1GHz. ▪ Refer as FCC KDB 412172 D01 clause 2.2 for EIRP calculation.

3.2.4 Test Setup

For straddle channel



For others channel



3.2.5 Test Result of Maximum Conducted Output Power

Refer as Appendix B



3.3 Power Spectral Density

3.3.1 Limit

Peak Power Spectral Density Limit	
UNII Devices	
<input type="checkbox"/> For the 5.15-5.25 GHz band:	
	<ul style="list-style-type: none"> ▪ Outdoor AP: the peak power spectral density (PPSD) shall not exceed the lesser of 17dBm/MHz. If $G_{TX} > 6$ dBi, then $P_{Out} = 17 - (G_{TX} - 6)$. ▪ Indoor AP: the peak power spectral density (PPSD) shall not exceed the lesser of 17dBm/MHz. If $G_{TX} > 6$ dBi, then $P_{Out} = 17 - (G_{TX} - 6)$. ▪ Point-to-point AP: the peak power spectral density (PPSD) shall not exceed the lesser of 17dBm/MHz. If $G_{TX} > 23$ dBi, then $P_{Out} = 17 - (G_{TX} - 23)$. ▪ Mobile or Portable Client: the peak power spectral density (PPSD) ≤ 11 dBm/MHz. If $G_{TX} > 6$ dBi, then $PPSD = 11 - (G_{TX} - 6)$.
<input checked="" type="checkbox"/> For the 5.25-5.35 GHz band, the peak power spectral density (PPSD) ≤ 11 dBm/MHz. If $G_{TX} > 6$ dBi, then $PPSD = 11 - (G_{TX} - 6)$.	
<input checked="" type="checkbox"/> For the 5.47-5.725 GHz band, the peak power spectral density (PPSD) ≤ 11 dBm/MHz. If $G_{TX} > 6$ dBi, then $PPSD = 11 - (G_{TX} - 6)$.	
<input checked="" type="checkbox"/> For the 5.725-5.85 GHz band:	
	<ul style="list-style-type: none"> ▪ Point-to-multipoint systems (P2M): the peak power spectral density (PPSD) ≤ 30 dBm/500kHz. If $G_{TX} > 6$ dBi, then $PPSD = 30 - (G_{TX} - 6)$. ▪ Point-to-point systems (P2P): the peak power spectral density (PPSD) ≤ 30 dBm/500kHz.
EIRP Power Spectral Density Limit	
<input type="checkbox"/> For the 5.85-5.895 GHz band:	
	<ul style="list-style-type: none"> ▪ Indoor AP & subordinate device < 20dBm/MHz ▪ Client device < 14dBm/MHz
LE-LAN Devices	
<input type="checkbox"/> For the 5.15-5.25 GHz band, the e.i.r.p. peak power spectral density (PPSD) ≤ 10 dBm/MHz.	
<input type="checkbox"/> For the 5.25-5.35 GHz band, the peak power spectral density (PPSD) ≤ 11 dBm/MHz.	
	<ul style="list-style-type: none"> ▪ e.i.r.p. greater than 200 mW shall comply with the following e.i.r.p. at different elevations, where θ is the angle above the local horizontal plane (of the Earth) as shown below: -13 dBW/MHz for $0^\circ \leq \theta < 8^\circ$; -13 - 0.716 (θ-8) dBW/MHz for $8^\circ \leq \theta < 40^\circ$ -35.9 - 1.22 (θ-40) dBW/MHz for $40^\circ \leq \theta \leq 45^\circ$; -42 dBW/MHz for $\theta > 45^\circ$
<input type="checkbox"/> For the 5.47-5.6 GHz band and 5.65-5.725 GHz band, the peak power spectral density (PPSD) ≤ 11 dBm/MHz.	
<input type="checkbox"/> For the 5.725-5.85 GHz band:	
	<ul style="list-style-type: none"> ▪ Point-to-multipoint systems (P2M): the peak power spectral density (PPSD) ≤ 30 dBm/500kHz. If $G_{TX} > 6$ dBi, then $PPSD = 30 - (G_{TX} - 6)$. ▪ Point-to-point systems (P2P): the peak power spectral density (PPSD) ≤ 30 dBm/500kHz.



PPSD = peak power spectral density that he same method as used to determine the conducted output power shall be used to determine the power spectral density. And power spectral density in dBm/MHz
G_{TX} = the maximum transmitting antenna directional gain in dBi.

3.3.2 Measuring Instruments

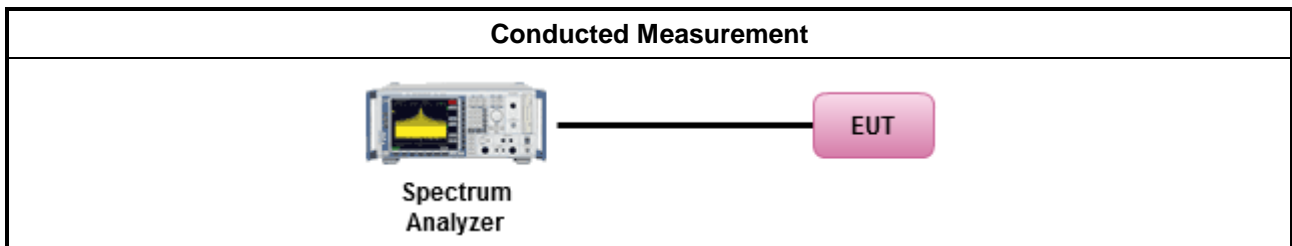
Refer a test equipment and calibration data table in this test report.

3.3.3 Test Procedures

Test Method	
	<ul style="list-style-type: none"> ▪ Peak power spectral density procedures that the same method as used to determine the conducted output power shall be used to determine the peak power spectral density and use the peak search function on the spectrum analyzer to find the peak of the spectrum. For the peak power spectral density shall be measured using below options:
<input type="checkbox"/>	Refer as FCC KDB 789033 D02, F)5) power spectral density can be measured using resolution bandwidths < 1 MHz provided that the results are integrated over 1 MHz bandwidth
	[duty cycle ≥ 98% or external video / power trigger]
<input checked="" type="checkbox"/>	Refer as FCC KDB 789033 D02, clause E Method SA-1 (spectral trace averaging).
<input type="checkbox"/>	Refer as FCC KDB 789033 D02, clause E Method SA-1 Alt. (RMS detection with slow sweep speed)
	duty cycle < 98% and average over on/off periods with duty factor
<input checked="" type="checkbox"/>	Refer as FCC KDB 789033 D02, clause E Method SA-2 (spectral trace averaging).
<input type="checkbox"/>	Refer as FCC KDB 789033 D02, clause E Method SA-2 Alt. (RMS detection with slow sweep speed)
<input checked="" type="checkbox"/>	For conducted measurement.
	<ul style="list-style-type: none"> ▪ If the EUT supports multiple transmit chains using options given below:
<input checked="" type="checkbox"/>	Option 1: Measure and sum the spectra across the outputs. Refer as FCC KDB 662911, In-band power spectral density (PSD). Sample all transmit ports simultaneously using a spectrum analyzer for each transmit port. Where the trace bin-by-bin of each transmit port summing can be performed. (i.e., in the first spectral bin of output 1 is summed with that in the first spectral bin of output 2 and that from the first spectral bin of output 3, and so on up to the NTX output to obtain the value for the first frequency bin of the summed spectrum.). Add up the amplitude (power) values for the different transmit chains and use this as the new data trace.
<input type="checkbox"/>	Option 2: Measure and sum spectral maxima across the outputs. With this technique, spectra are measured at each output of the device at the required resolution bandwidth. The maximum value (peak) of each spectrum is determined. These maximum values are then summed mathematically in linear power units across the outputs. These operations shall be performed separately over frequency spans that have different out-of-band or spurious emission limits,
<input type="checkbox"/>	Option 3: Measure and add 10 log(N) dB, where N is the number of transmit chains. Refer as FCC KDB 662911, In-band power spectral density (PSD). Performed at each transmit chains and each transmit chains shall be compared with the limit have been reduced with 10 log(N). Or each transmit chains shall be add 10 log(N) to compared with the limit.
	<ul style="list-style-type: none"> ▪ If multiple transmit chains, EIRP PPSD calculation could be following as methods: $PPSD_{total} = PPSD_1 + PPSD_2 + \dots + PPSD_n$

Test Method	
	(calculated in linear unit [mW] and transfer to log unit [dBm]) $EIRP_{total} = PPSD_{total} + DG$
<input type="checkbox"/>	For radiated measurement.
	<ul style="list-style-type: none"> Refer as FCC KDB 789033 D02 clause II A.1.F "Antenna-port Conducted versus Radiated Testing"
	<ul style="list-style-type: none"> Refer as ANSI C63.10, clause 6.6 for radiated emissions above 1GHz.
	<ul style="list-style-type: none"> Refer as FCC KDB 412172 D01 clause 2.2 for EIRP calculation.

3.3.4 Test Setup



3.3.5 Test Result of Power Spectral Density

Refer as Appendix C



3.4 Unwanted Emissions

3.4.1 Transmitter Unwanted Emissions Limit

Unwanted emissions below 1 GHz and restricted band emissions above 1GHz limit			
Frequency Range (MHz)	Field Strength (uV/m)	Field Strength (dBuV/m)	Measure Distance (m)
0.009~0.490	2400/F(kHz)	48.5 - 13.8	300
0.490~1.705	24000/F(kHz)	33.8 - 23	30
1.705~30.0	30	29	30
30~88	100	40	3
88~216	150	43.5	3
216~960	200	46	3
Above 960	500	54	3

Note 1: Test distance for frequencies at or above 30 MHz, measurements may be performed at a distance other than the limit distance provided they are not performed in the near field and the emissions to be measured can be detected by the measurement equipment. When performing measurements at a distance other than that specified, the results shall be extrapolated to the specified distance using an extrapolation factor of 20 dB/decade (inverse of linear distance for field-strength measurements, inverse of linear distance-squared for power-density measurements).

Note 2: Test distance for frequencies at below 30 MHz, measurements may be performed at a distance closer than the EUT limit distance; however, an attempt should be made to avoid making measurements in the near field. When performing measurements below 30 MHz at a closer distance than the limit distance, the results shall be extrapolated to the specified distance by either making measurements at a minimum of two or more distances on at least one radial to determine the proper extrapolation factor or by using the square of an inverse linear distance extrapolation factor (40 dB/decade). The test report shall specify the extrapolation method used to determine compliance of the EUT.

Note 3: Using the distance of 1m during the test for above 18 GHz, and the test value to correct for the distance factor at 3m.



Un-restricted band emissions above 1GHz Limit	
Operating Band	Limit
<input type="checkbox"/> 5.15 - 5.25 GHz	e.i.r.p. -27 dBm [68.2 dBuV/m@3m]
<input checked="" type="checkbox"/> 5.25 - 5.35 GHz	e.i.r.p. -27 dBm [68.2 dBuV/m@3m]
<input checked="" type="checkbox"/> 5.47 - 5.725 GHz	e.i.r.p. -27 dBm [68.2 dBuV/m@3m]
<input checked="" type="checkbox"/> 5.725 - 5.85 GHz	all emissions shall be limited to a level of -27 dBm/MHz at 75 MHz or more above or below the band edge increasing linearly to 10 dBm/MHz at 25 MHz above or below the band edge, and from 25 MHz above or below the band edge increasing linearly to a level of 15.6 dBm/MHz at 5 MHz above or below the band edge, and from 5 MHz above or below the band edge increasing linearly to a level of 27 dBm/MHz at the band edge.
<input type="checkbox"/> 5.85 - 5.895 GHz	(i) For an indoor access point or subordinate device, all emissions at or above 5.895 GHz shall not exceed an e.i.r.p. of 15 dBm/MHz and shall decrease linearly to an e.i.r.p. of - 7 dBm/MHz at or above 5.925 GHz. (ii) For a client device, all emissions at or above 5.895 GHz shall not exceed an e.i.r.p. of -5 dBm/MHz and shall decrease linearly to an e.i.r.p. of -27 dBm/MHz at or above 5.925 GHz. (iii) For a client device or indoor access point or subordinate device, all emissions below 5.725 GHz shall not exceed an e.i.r.p. of -27 dBm/MHz at 5.65 GHz increasing linearly to 10 dBm/ MHz at 5.7 GHz, and from 5.7 GHz increasing linearly to a level of 15.6 dBm/MHz at 5.72 GHz, and from 5.72 GHz increasing linearly to a level of 27 dBm/MHz at 5.725 GHz.
Note 1: Measurements may be performed at a distance other than the limit distance provided they are not performed in the near field and the emissions to be measured can be detected by the measurement equipment. When performing measurements at a distance other than that specified, the results shall be extrapolated to the specified distance using an extrapolation factor of 20 dB/decade (inverse of linear distance for field-strength measurements, inverse of linear distance-squared for power-density measurements).	

3.4.2 Measuring Instruments

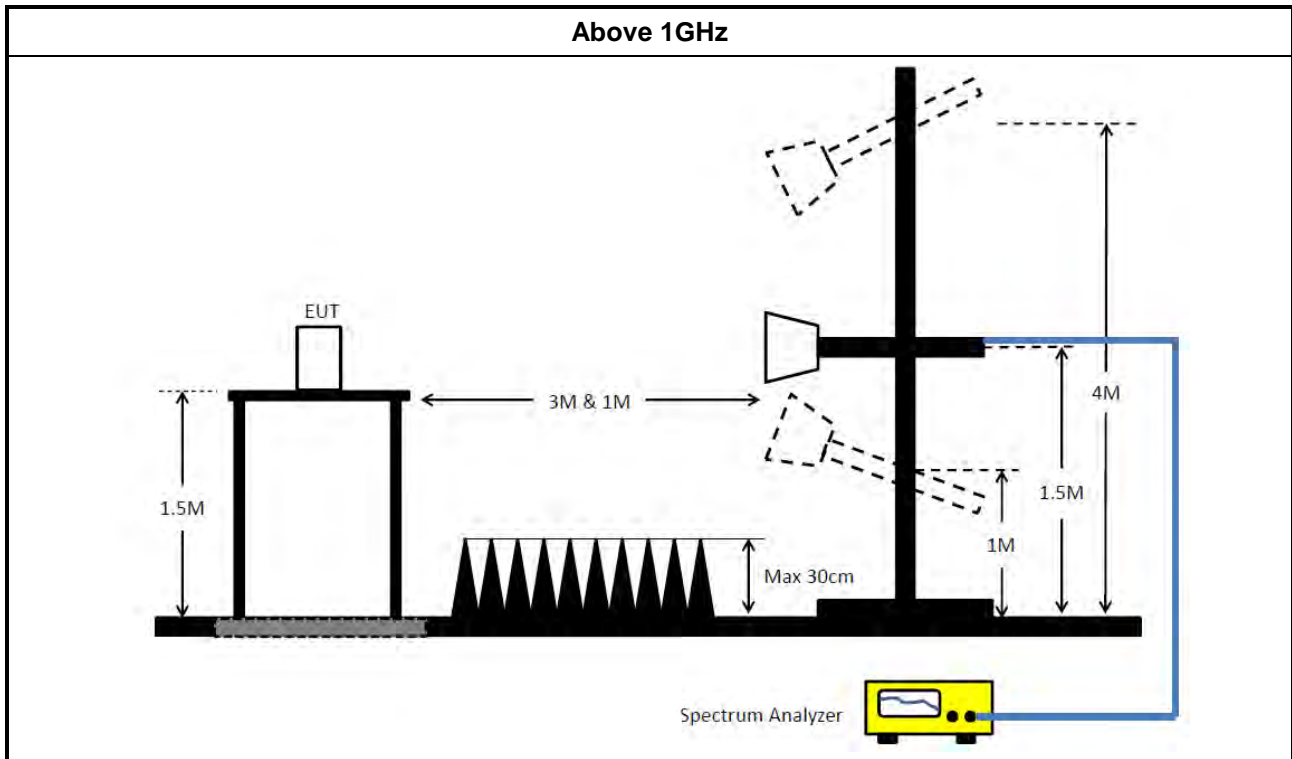
Refer a test equipment and calibration data table in this test report.



3.4.3 Test Procedures

Test Method	
<ul style="list-style-type: none"> ▪ Measurements may be performed at a distance other than the limit distance provided they are not performed in the near field and the emissions to be measured can be detected by the measurement equipment. Measurements shall not be performed at a distance greater than 30 m for frequencies above 30 MHz, unless it can be further demonstrated that measurements at a distance of 30 m or less are impractical. When performing measurements at a distance other than that specified, the results shall be extrapolated to the specified distance using an extrapolation factor of 20 dB/decade (inverse of linear distance for field-strength measurements, inverse of linear distance-squared for power-density measurements). 	
<ul style="list-style-type: none"> ▪ The average emission levels shall be measured in [duty cycle \geq 98 or duty factor]. 	
<ul style="list-style-type: none"> ▪ For the transmitter unwanted emissions shall be measured using following options below: 	
	<ul style="list-style-type: none"> ▪ Refer as FCC KDB 789033 D02, clause G)2) for unwanted emissions into non-restricted bands.
	<ul style="list-style-type: none"> ▪ Refer as FCC KDB 789033 D02, clause G)1) for unwanted emissions into restricted bands.
<input type="checkbox"/>	Refer as FCC KDB 789033 D02, G)6) Method AD (Trace Averaging).
<input checked="" type="checkbox"/>	Refer as FCC KDB 789033 D02, G)6) Method VB (Reduced VBW).
<input type="checkbox"/>	Refer as ANSI C63.10, clause 11.12.2.5.3 (Reduced VBW). VBW \geq 1/T, where T is pulse time.
<input type="checkbox"/>	Refer as ANSI C63.10, clause 7.5 average value of pulsed emissions.
<input checked="" type="checkbox"/>	Refer as FCC KDB 789033 D02, clause G)5) measurement procedure peak limit.
<input type="checkbox"/>	Refer as ANSI C63.10, clause 4.1.4.2.2 measurement procedure peak limit.
<ul style="list-style-type: none"> ▪ For radiated measurement. 	
	<ul style="list-style-type: none"> ▪ Refer as ANSI C63.10, clause 6.4 for radiated emissions below 30 MHz and test distance is 3m.
	<ul style="list-style-type: none"> ▪ Refer as ANSI C63.10, clause 6.5 for radiated emissions 30 MHz to 1 GHz and test distance is 3m.
	<ul style="list-style-type: none"> ▪ Refer as ANSI C63.10, clause 6.6 for radiated emissions above 1GHz.
<ul style="list-style-type: none"> ▪ The any unwanted emissions level shall not exceed the fundamental emission level. 	
<ul style="list-style-type: none"> ▪ All amplitude of spurious emissions that are attenuated by more than 20 dB below the permissible value has no need to be reported. 	

3.4.4 Test Setup



3.4.5 Measurement Results Calculation

The measured Level is calculated using:

Corrected Reading: Antenna factor (AF) + Cable loss (CL) + Read level (Raw) - Preamp factor (PA)(if applicable) = Level.

3.4.6 Test Result of Transmitter Unwanted Emissions

Refer as Appendix D



4 Test Equipment and Calibration Data

Instrument	Brand	Model No.	Serial No.	Characteristics	Calibration Date	Calibration Due Date	Remark
3m Semi Anechoic Chamber VSWR	RIKEN	SAC-3M	03CH02-CB	1GHz ~18GHz	Mar. 26, 2022	Mar. 25, 2023	Radiation (03CH02-CB)
Horn Antenna	EMCO	3115	9610-4976	1GHz ~ 18GHz	Apr. 19, 2022	Apr. 18, 2023	Radiation (03CH02-CB)
Horn Antenna	SCHWARZBECK	BBHA 9170	BBHA9170507	15GHz ~ 40GHz	Jul. 05, 2022	Jul. 04, 2023	Radiation (03CH02-CB)
Pre-Amplifier	Agilent	83017A	MY39501305	1GHz ~ 26.5GHz	Jul. 01, 2022	Jun. 30, 2023	Radiation (03CH02-CB)
Pre-Amplifier	MITEQ	TTA1840-35-HG	1864479	18GHz ~ 40GHz	Jul. 20, 2022	Jul. 19, 2023	Radiation (03CH02-CB)
Spectrum analyzer	R&S	FSU	100015	9kHz~26GHz	Oct. 25, 2021	Oct. 24, 2022	Radiation (03CH02-CB)
RF Cable-high	Woken	RG402	High Cable-18	1GHz ~ 18GHz	Oct. 04, 2021	Oct. 03, 2022	Radiation (03CH02-CB)
RF Cable-high	Woken	RG402	High Cable-18+19	1GHz ~ 18GHz	Oct. 04, 2021	Oct. 03, 2022	Radiation (03CH02-CB)
RF Cable-high	Woken	RG402	High Cable-16	1 GHz ~ 18 GHz	Oct. 04, 2021	Oct. 03, 2022	Radiation (03CH02-CB)
RF Cable-high	Woken	RG402	High Cable-16+17	1 GHz ~ 18 GHz	Oct. 04, 2021	Oct. 03, 2022	Radiation (03CH02-CB)
High Cable	Woken	WCA0929M	40G#5+7	1GHz ~ 40 GHz	Dec. 14, 2021	Dec. 13, 2022	Radiation (03CH02-CB)
High Cable	Woken	WCA0929M	40G#5	1GHz ~ 40 GHz	Dec. 08, 2021	Dec. 07, 2022	Radiation (03CH02-CB)
High Cable	Woken	WCA0929M	40G#7	1GHz ~ 40 GHz	Dec. 14, 2021	Dec. 13, 2022	Radiation (03CH02-CB)
Test Software	SPORTON	SENSE	V5.10	-	N.C.R.	N.C.R.	Radiation (03CH02-CB)
Signal Analyzer	R&S	FSV40	101904	9kHz ~ 40GHz	Apr. 26, 2022	Apr. 25, 2023	Conducted (TH02-CB)
Power Sensor	Anritsu	MA2411B	1126203	300MHz~40GHz	Oct. 25, 2021	Oct. 24, 2022	Conducted (TH02-CB)
Power Meter	Anritsu	ML2495A	1210004	300MHz~40GHz	Oct. 25, 2021	Oct. 24, 2022	Conducted (TH02-CB)
RF Cable-high	Woken	RG402	High Cable-01	1 GHz – 18 GHz	Oct. 04, 2021	Oct. 03, 2022	Conducted (TH02-CB)
RF Cable-high	Woken	RG402	High Cable-02	1 GHz – 18 GHz	Oct. 04, 2021	Oct. 03, 2022	Conducted (TH02-CB)
RF Cable-high	Woken	RG402	High Cable-03	1 GHz – 18 GHz	Oct. 04, 2021	Oct. 03, 2022	Conducted (TH02-CB)
RF Cable-high	Woken	RG402	High Cable-04	1 GHz – 18 GHz	Oct. 04, 2021	Oct. 03, 2022	Conducted (TH02-CB)
RF Cable-high	Woken	RG402	High Cable-05	1 GHz – 18 GHz	Oct. 04, 2021	Oct. 03, 2022	Conducted (TH02-CB)
Switch	SPTCB	SP-SWI	SWI-02	1 GHz ~26.5 GHz	Dec. 13, 2021	Dec. 12, 2022	Conducted (TH02-CB)



Instrument	Brand	Model No.	Serial No.	Characteristics	Calibration Date	Calibration Due Date	Remark
RF Cable-high	Woken	RG402	SWI-02-P1	1 GHz –26.5 GHz	Dec. 13, 2021	Dec. 12, 2022	Conducted (TH02-CB)
RF Cable-high	Woken	RG402	SWI-02-P2	1 GHz –26.5 GHz	Dec. 13, 2021	Dec. 12, 2022	Conducted (TH02-CB)
RF Cable-high	Woken	RG402	SWI-02-P3	1 GHz –26.5 GHz	Dec. 13, 2021	Dec. 12, 2022	Conducted (TH02-CB)
RF Cable-high	Woken	RG402	SWI-02-P4	1 GHz –26.5 GHz	Dec. 13, 2021	Dec. 12, 2022	Conducted (TH02-CB)
RF Cable-high	Woken	RG402	SWI-02-P5	1 GHz –26.5 GHz	Dec. 13, 2021	Dec. 12, 2022	Conducted (TH02-CB)
Test Software	SPORTON	SENSE	V5.10	-	N.C.R.	N.C.R.	Conducted (TH02-CB)

Note: Calibration Interval of instruments listed above is one year.

NCR means Non-Calibration required.

Summary

Mode	Max-N dB (Hz)	Max-OBW (Hz)	ITU-Code	Min-N dB (Hz)	Min-OBW (Hz)
5.25-5.35GHz	-	-	-	-	-
802.11a_Nss1,(6Mbps)_2TX	20.64M	16.462M	16M5D1D	19.98M	16.432M
802.11ax HEW20_Nss1,(MCS0)_2TX	21.93M	18.951M	19MOD1D	21.3M	18.921M
802.11ax HEW40_Nss1,(MCS0)_2TX	65.16M	38.561M	38M6D1D	40.74M	37.841M
802.11ax HEW80_Nss1,(MCS0)_2TX	82.32M	77.361M	77M4D1D	82.08M	77.001M
5.47-5.725GHz	-	-	-	-	-
802.11a_Nss1,(6Mbps)_2TX	20.73M	16.672M	16M7D1D	15.09M	13.388M
802.11ax HEW20_Nss1,(MCS0)_2TX	22.23M	19.13M	19M1D1D	15.855M	14.573M
802.11ax HEW40_Nss1,(MCS0)_2TX	71.82M	38.681M	38M7D1D	40.26M	34.073M
802.11ax HEW80_Nss1,(MCS0)_2TX	95.76M	78.081M	78M1D1D	76.425M	73.463M
802.11ax HEW160_Nss1,(MCS0)_2TX	165.84M	155.202M	155MD1D	164.64M	154.963M
5.725-5.85GHz	-	-	-	-	-
802.11a_Nss1,(6Mbps)_2TX	3.1M	3.578M	3M58D1D	3M	3.538M
802.11ax HEW20_Nss1,(MCS0)_2TX	4.44M	4.598M	4M60D1D	4.44M	4.598M
802.11ax HEW40_Nss1,(MCS0)_2TX	3.96M	24.148M	24M1D1D	3.96M	21.629M
802.11ax HEW80_Nss1,(MCS0)_2TX	4M	34.543M	34M5D1D	3.96M	29.925M

Max-N dB = Maximum 6dB down bandwidth for 5.725-5.85GHz band / Maximum 26dB down bandwidth for other band;
 Max-OBW = Maximum 99% occupied bandwidth;
 Min-N dB = Minimum 6dB down bandwidth for 5.725-5.85GHz band / Maximum 26dB down bandwidth for other band;
 Min-OBW = Minimum 99% occupied bandwidth

Result

Mode	Result	Limit (Hz)	Port 1-N dB (Hz)	Port 1-OBW (Hz)	Port 2-N dB (Hz)	Port 2-OBW (Hz)
802.11a_Nss1,(6Mbps)_2TX	-	-	-	-	-	-
5260MHz	Pass	Inf	19.98M	16.432M	20.64M	16.432M
5300MHz	Pass	Inf	20.4M	16.432M	20.49M	16.432M
5320MHz	Pass	Inf	20.07M	16.462M	20.28M	16.462M
5500MHz	Pass	Inf	20.46M	16.642M	20.61M	16.582M
5580MHz	Pass	Inf	20.73M	16.672M	20.64M	16.612M
5700MHz	Pass	Inf	20.34M	16.672M	20.52M	16.612M
5720MHz Straddle 5.47-5.725GHz	Pass	Inf	15.345M	13.433M	15.09M	13.388M
5720MHz Straddle 5.725-5.85GHz	Pass	500k	3M	3.538M	3.1M	3.578M
802.11ax HEW20_Nss1,(MCS0)_2TX	-	-	-	-	-	-
5260MHz	Pass	Inf	21.93M	18.921M	21.33M	18.921M
5300MHz	Pass	Inf	21.57M	18.951M	21.3M	18.921M
5320MHz	Pass	Inf	21.3M	18.951M	21.51M	18.921M
5500MHz	Pass	Inf	22.02M	19.13M	21.84M	19.1M
5580MHz	Pass	Inf	22.05M	19.13M	22.11M	19.1M
5700MHz	Pass	Inf	22.23M	19.1M	21.63M	19.1M
5720MHz Straddle 5.47-5.725GHz	Pass	Inf	16.17M	14.618M	15.855M	14.573M
5720MHz Straddle 5.725-5.85GHz	Pass	500k	4.44M	4.598M	4.44M	4.598M
802.11ax HEW40_Nss1,(MCS0)_2TX	-	-	-	-	-	-
5270MHz	Pass	Inf	65.16M	38.561M	61.2M	38.381M
5310MHz	Pass	Inf	41.28M	37.961M	40.74M	37.841M
5510MHz	Pass	Inf	40.56M	37.781M	40.56M	37.841M
5550MHz	Pass	Inf	71.82M	38.681M	62.58M	38.561M
5670MHz	Pass	Inf	40.26M	37.781M	40.8M	37.961M
5710MHz Straddle 5.47-5.725GHz	Pass	Inf	48.335M	34.073M	54.25M	34.283M
5710MHz Straddle 5.725-5.85GHz	Pass	500k	3.96M	21.629M	3.96M	24.148M
802.11ax HEW80_Nss1,(MCS0)_2TX	-	-	-	-	-	-
5290MHz	Pass	Inf	82.32M	77.361M	82.08M	77.001M
5530MHz	Pass	Inf	81.96M	77.361M	82.08M	77.241M
5610MHz	Pass	Inf	82.32M	77.841M	95.76M	78.081M
5690MHz Straddle 5.47-5.725GHz	Pass	Inf	76.425M	73.463M	94.425M	74.063M
5690MHz Straddle 5.725-5.85GHz	Pass	500k	4M	29.925M	3.96M	34.543M
802.11ax HEW160_Nss1,(MCS0)_2TX	-	-	-	-	-	-
5570MHz	Pass	Inf	165.84M	155.202M	164.64M	154.963M

Port X-N dB = Port X 6dB down bandwidth for 5.725-5.85GHz band / 26dB down bandwidth for other band
 Port X-OBW = Port X 99% occupied bandwidth

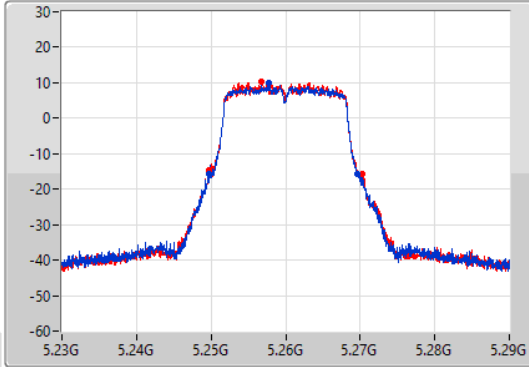
802.11a_Nss1,(6Mbps)_2TX

EBW

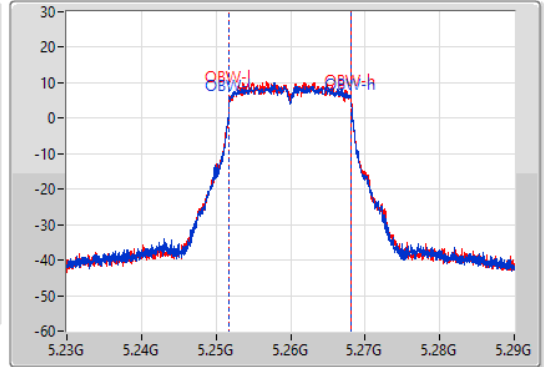
5260MHz

08/08/2022

CF
5.26GHz
Span
60MHz
RBW
300kHz
VBW
1MHz
Sweep Time
100ms
Detector Type
Peak



CF
5.26GHz
Span
60MHz
RBW
300kHz
VBW
1MHz
Sweep Time
100ms
Detector Type
Peak



26dB(Hz)	Fl-26dB(Hz)	Fh-26dB(Hz)	OBW(Hz)	Fl-OBW(Hz)	Fh-OBW(Hz)	Limit(Hz)	Port
19.98M	5.24965G	5.26963G	16.432M	5.251754G	5.268186G	Inf	1
20.64M	5.24971G	5.27035G	16.432M	5.251754G	5.268186G	Inf	2

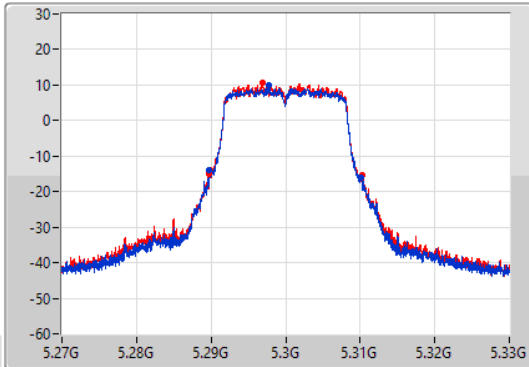
802.11a_Nss1,(6Mbps)_2TX

EBW

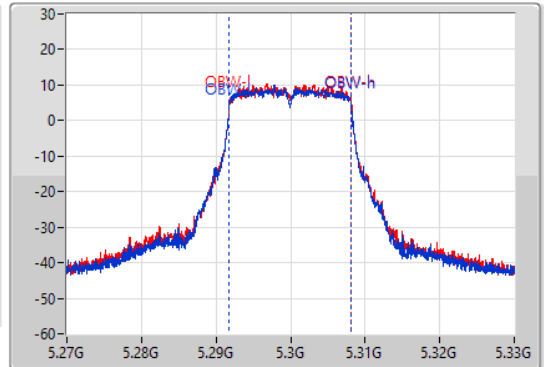
5300MHz

08/08/2022

CF
5.3GHz
Span
60MHz
RBW
300kHz
VBW
1MHz
Sweep Time
100ms
Detector Type
Peak



CF
5.3GHz
Span
60MHz
RBW
300kHz
VBW
1MHz
Sweep Time
100ms
Detector Type
Peak



26dB(Hz)	Fl-26dB(Hz)	Fh-26dB(Hz)	OBW(Hz)	Fl-OBW(Hz)	Fh-OBW(Hz)	Limit(Hz)	Port
20.4M	5.28977G	5.31017G	16.432M	5.291724G	5.308156G	Inf	1
20.49M	5.28971G	5.3102G	16.432M	5.291754G	5.308186G	Inf	2

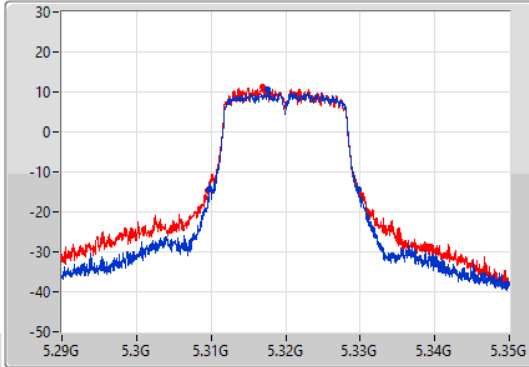
802.11a_Nss1,(6Mbps)_2TX

EBW

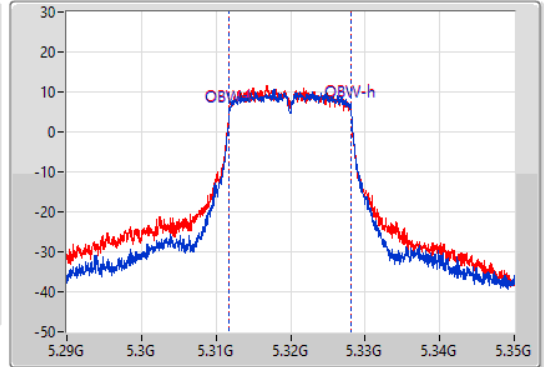
5320MHz

08/08/2022

CF
5.32GHz
Span
60MHz
RBW
300kHz
VBW
1MHz
Sweep Time
100ms
Detector Type
Peak



CF
5.32GHz
Span
60MHz
RBW
300kHz
VBW
1MHz
Sweep Time
100ms
Detector Type
Peak



26dB(Hz)	Fl-26dB(Hz)	Fh-26dB(Hz)	OBW(Hz)	Fl-OBW(Hz)	Fh-OBW(Hz)	Limit(Hz)	Port
20.07M	5.30971G	5.32978G	16.462M	5.311724G	5.328186G	Inf	1
20.28M	5.30956G	5.32984G	16.462M	5.311694G	5.328156G	Inf	2

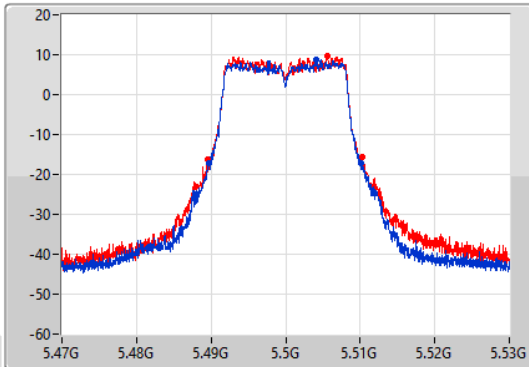
802.11a_Nss1,(6Mbps)_2TX

EBW

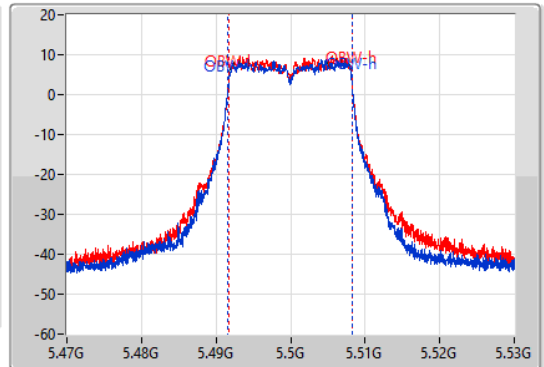
5500MHz

08/08/2022

CF
5.5GHz
Span
60MHz
RBW
300kHz
VBW
1MHz
Sweep Time
100ms
Detector Type
Peak



CF
5.5GHz
Span
60MHz
RBW
300kHz
VBW
1MHz
Sweep Time
100ms
Detector Type
Peak



26dB(Hz)	Fl-26dB(Hz)	Fh-26dB(Hz)	OBW(Hz)	Fl-OBW(Hz)	Fh-OBW(Hz)	Limit(Hz)	Port
20.46M	5.48965G	5.51011G	16.642M	5.491604G	5.508246G	Inf	1
20.61M	5.48962G	5.51023G	16.582M	5.491664G	5.508246G	Inf	2

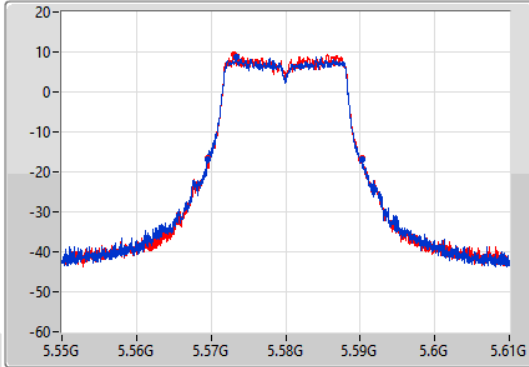
802.11a_Nss1,(6Mbps)_2TX

EBW

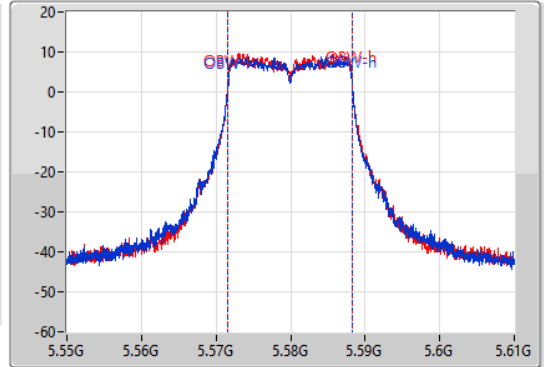
5580MHz

08/08/2022

CF
5.58GHz
Span
60MHz
RBW
300kHz
VBW
1MHz
Sweep Time
100ms
Detector Type
Peak



CF
5.58GHz
Span
60MHz
RBW
300kHz
VBW
1MHz
Sweep Time
100ms
Detector Type
Peak



26dB(Hz)	Fl-26dB(Hz)	Fh-26dB(Hz)	OBW(Hz)	Fl-OBW(Hz)	Fh-OBW(Hz)	Limit(Hz)	Port
20.73M	5.56953G	5.59026G	16.672M	5.571574G	5.588246G	Inf	1
20.64M	5.56959G	5.59023G	16.612M	5.571634G	5.588246G	Inf	2

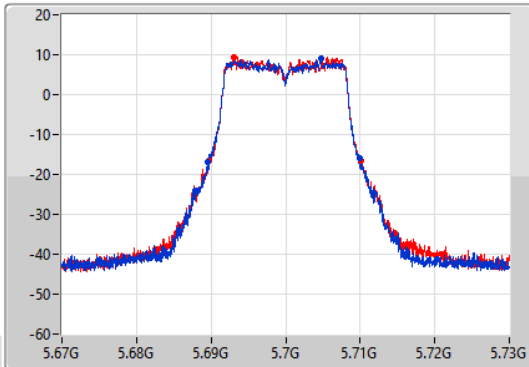
802.11a_Nss1,(6Mbps)_2TX

EBW

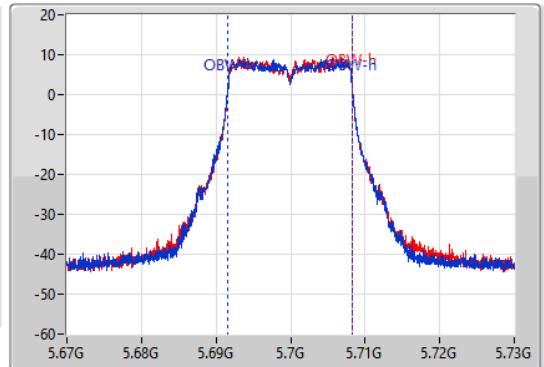
5700MHz

08/08/2022

CF
5.7GHz
Span
60MHz
RBW
300kHz
VBW
1MHz
Sweep Time
100ms
Detector Type
Peak



CF
5.7GHz
Span
60MHz
RBW
300kHz
VBW
1MHz
Sweep Time
100ms
Detector Type
Peak



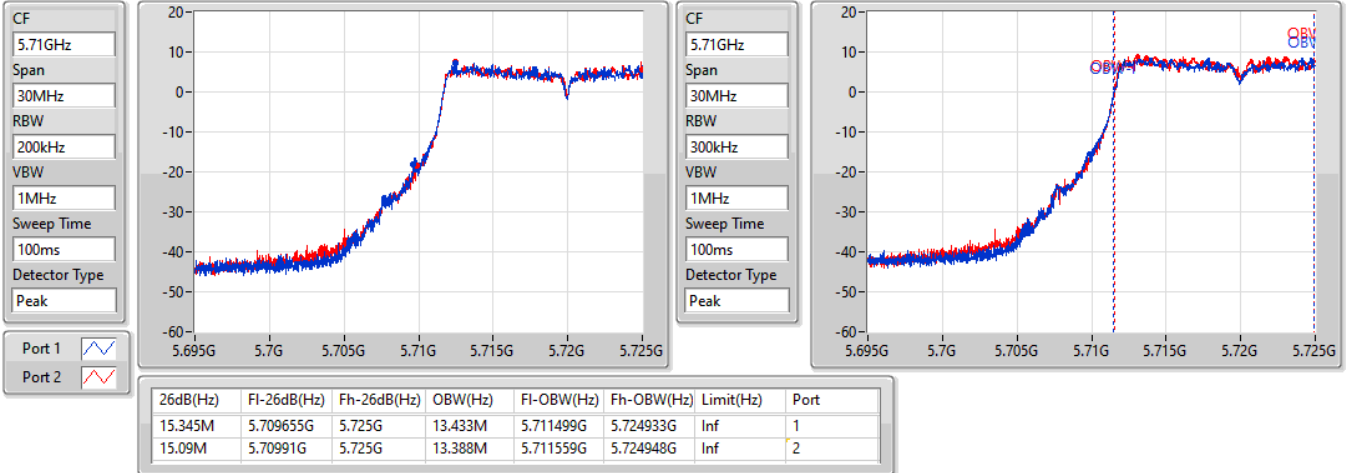
26dB(Hz)	Fl-26dB(Hz)	Fh-26dB(Hz)	OBW(Hz)	Fl-OBW(Hz)	Fh-OBW(Hz)	Limit(Hz)	Port
20.34M	5.68959G	5.70993G	16.672M	5.691574G	5.708246G	Inf	1
20.52M	5.68965G	5.71017G	16.612M	5.691634G	5.708246G	Inf	2

802.11a_Nss1,(6Mbps)_2TX

EBW

5720MHz Straddle 5.47-5.725GHz

08/08/2022

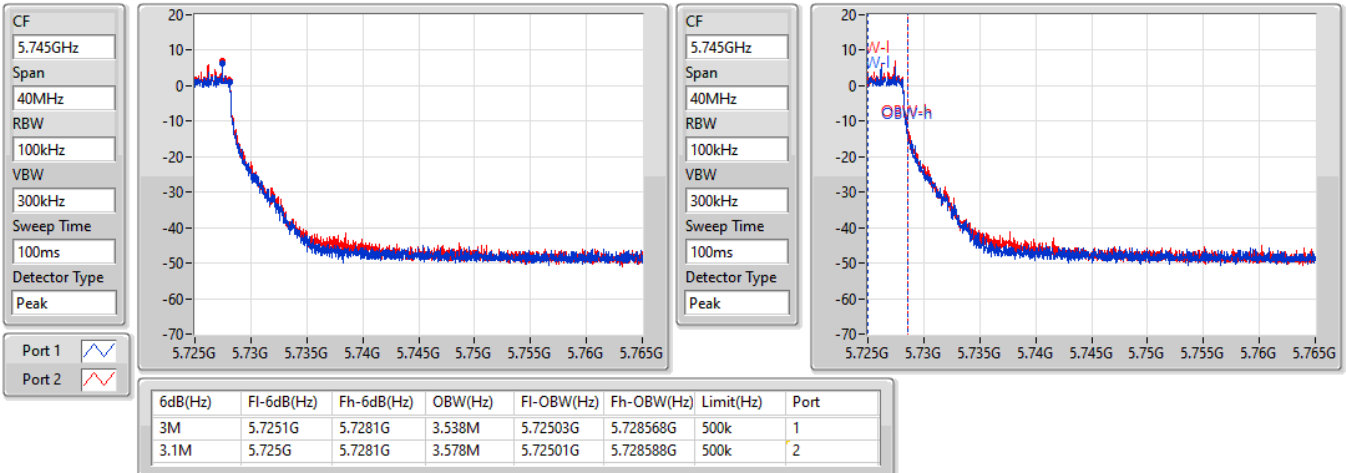


802.11a_Nss1,(6Mbps)_2TX

EBW

5720MHz Straddle 5.725-5.85GHz

08/08/2022

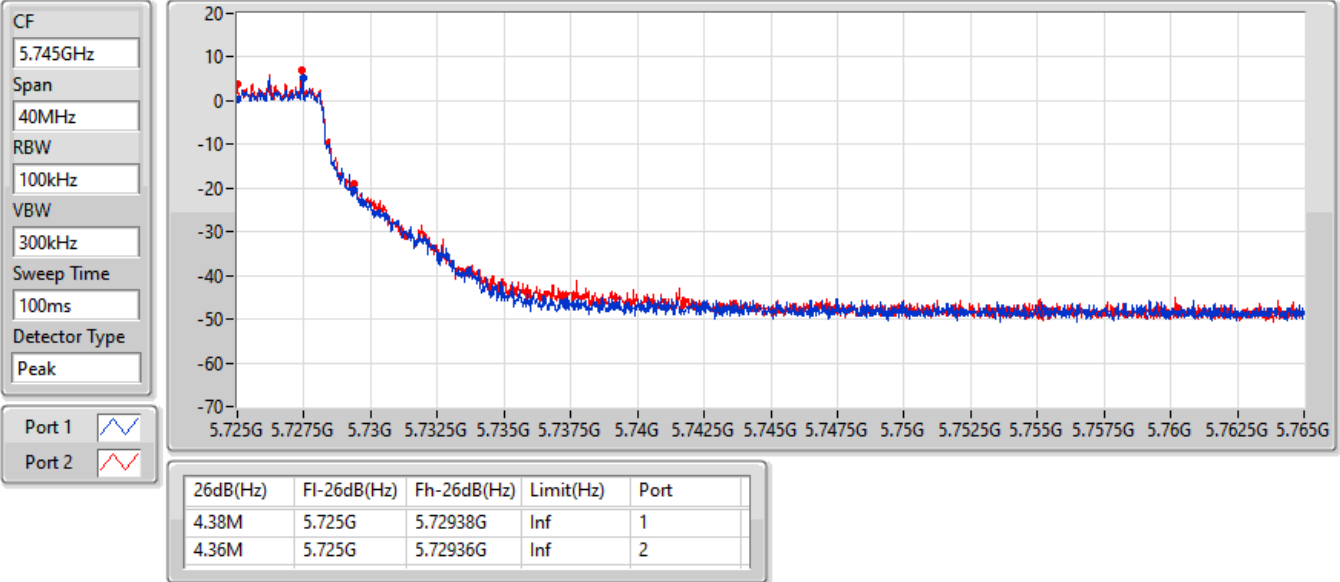


802.11a_Nss1,(6Mbps)_2TX

EBW

5720MHz Straddle 5.725-5.85GHz

08/08/2022

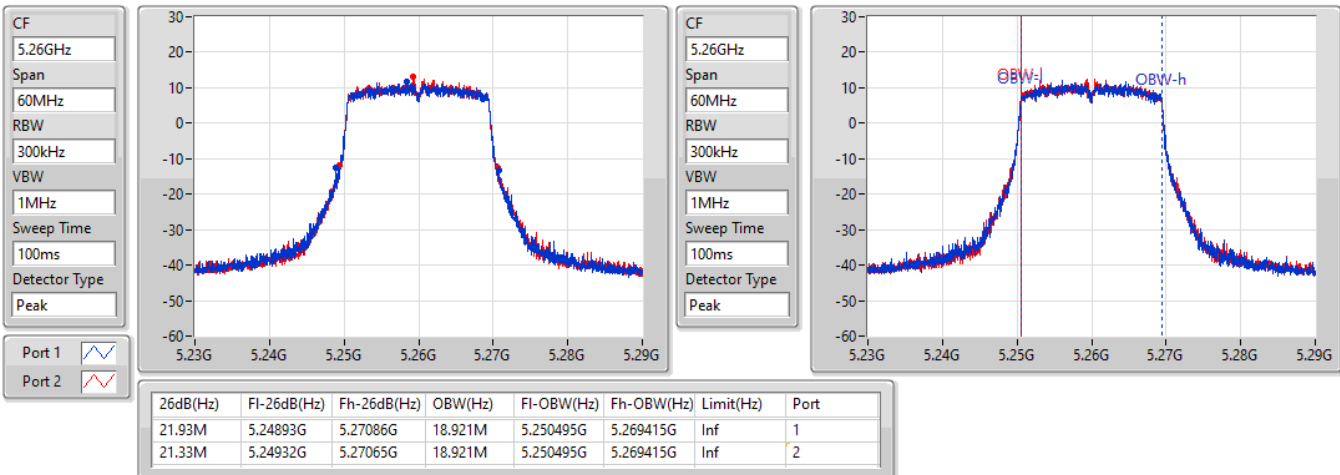


802.11ax HEW20_Nss1,(MCS0)_2TX

EBW

5260MHz

08/08/2022

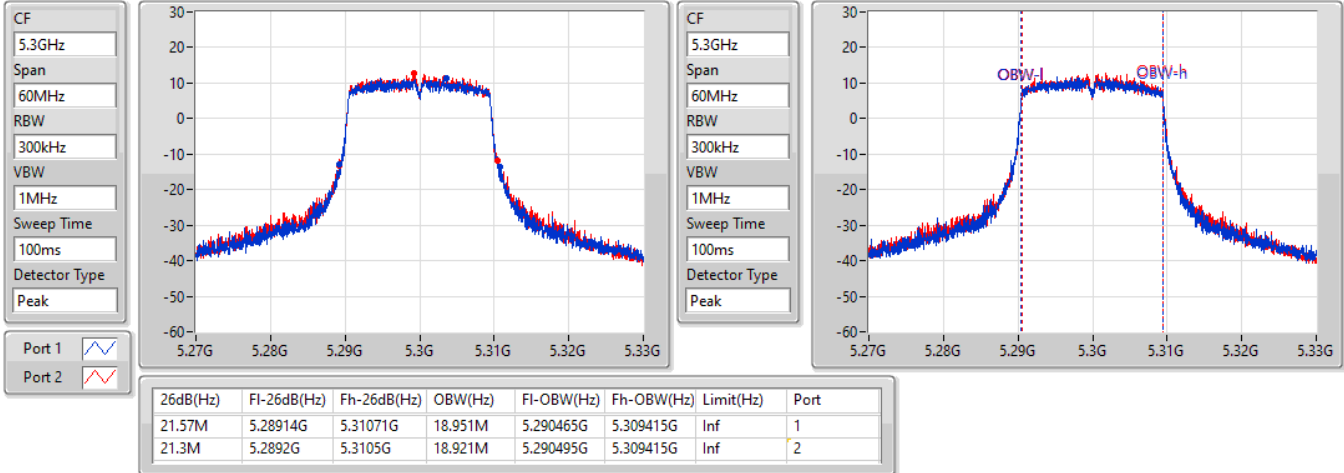


802.11ax HEW20_Nss1,(MCS0)_2TX

EBW

5300MHz

08/08/2022

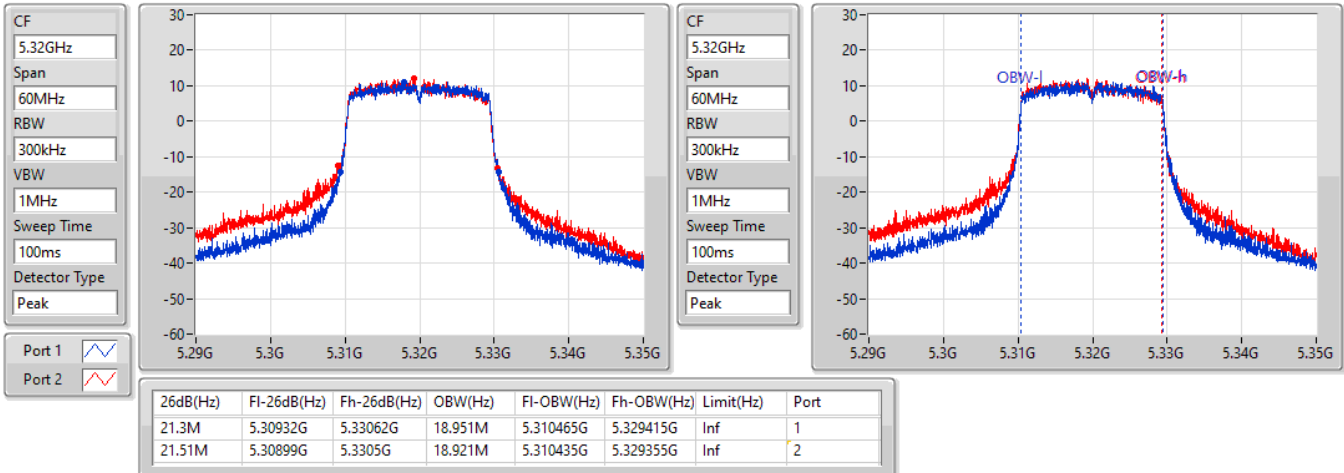


802.11ax HEW20_Nss1,(MCS0)_2TX

EBW

5320MHz

08/08/2022



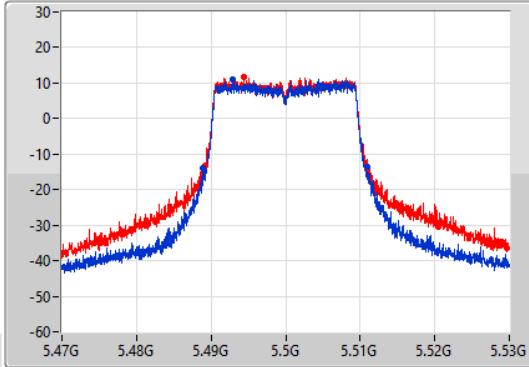
802.11ax HEW20_Nss1,(MCS0)_2TX

EBW

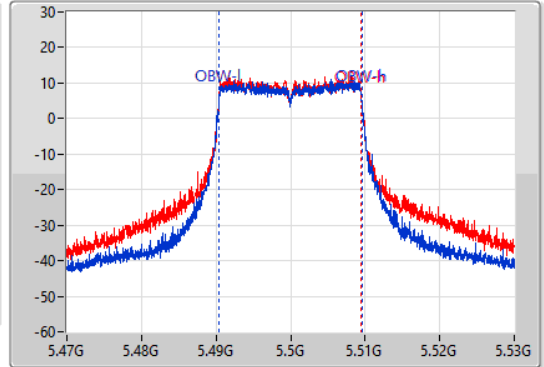
5500MHz

08/08/2022

CF
5.5GHz
Span
60MHz
RBW
300kHz
VBW
1MHz
Sweep Time
100ms
Detector Type
Peak



CF
5.5GHz
Span
60MHz
RBW
300kHz
VBW
1MHz
Sweep Time
100ms
Detector Type
Peak



26dB(Hz)	Fl-26dB(Hz)	Fh-26dB(Hz)	OBW(Hz)	Fl-OBW(Hz)	Fh-OBW(Hz)	Limit(Hz)	Port
22.02M	5.48896G	5.51098G	19.13M	5.490405G	5.509535G	Inf	1
21.84M	5.48914G	5.51098G	19.1M	5.490405G	5.509505G	Inf	2

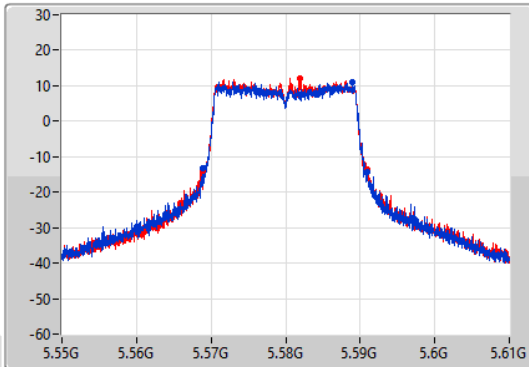
802.11ax HEW20_Nss1,(MCS0)_2TX

EBW

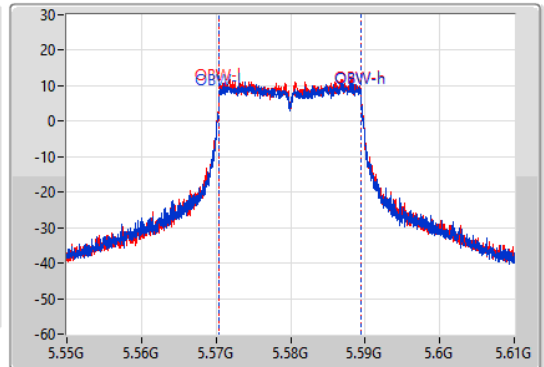
5580MHz

08/08/2022

CF
5.58GHz
Span
60MHz
RBW
300kHz
VBW
1MHz
Sweep Time
100ms
Detector Type
Peak



CF
5.58GHz
Span
60MHz
RBW
300kHz
VBW
1MHz
Sweep Time
100ms
Detector Type
Peak



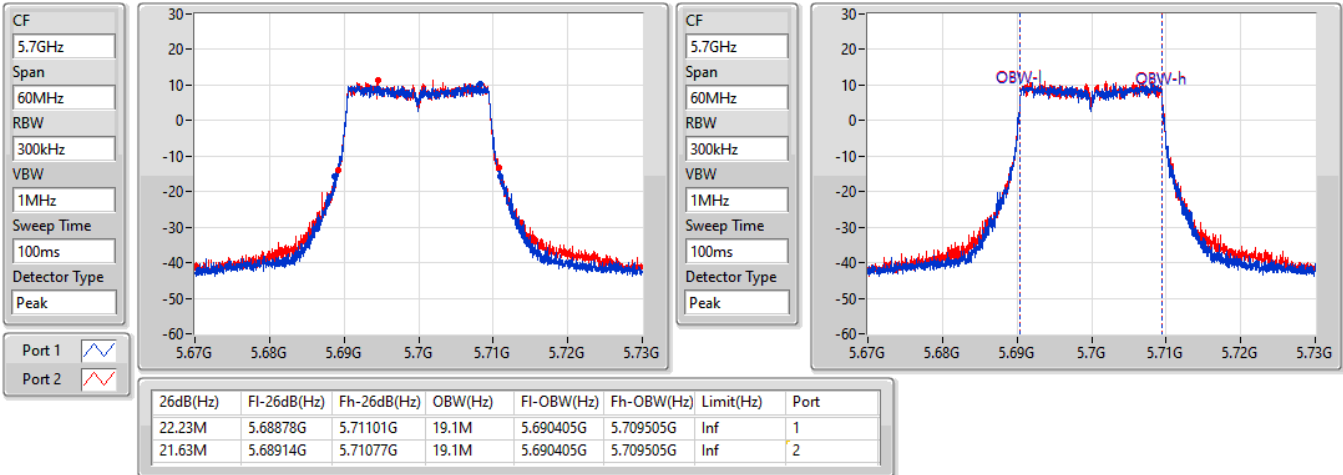
26dB(Hz)	Fl-26dB(Hz)	Fh-26dB(Hz)	OBW(Hz)	Fl-OBW(Hz)	Fh-OBW(Hz)	Limit(Hz)	Port
22.05M	5.56884G	5.59089G	19.13M	5.570375G	5.589505G	Inf	1
22.11M	5.5689G	5.59101G	19.1M	5.570405G	5.589505G	Inf	2

802.11ax HEW20_Nss1,(MCS0)_2TX

EBW

5700MHz

08/08/2022

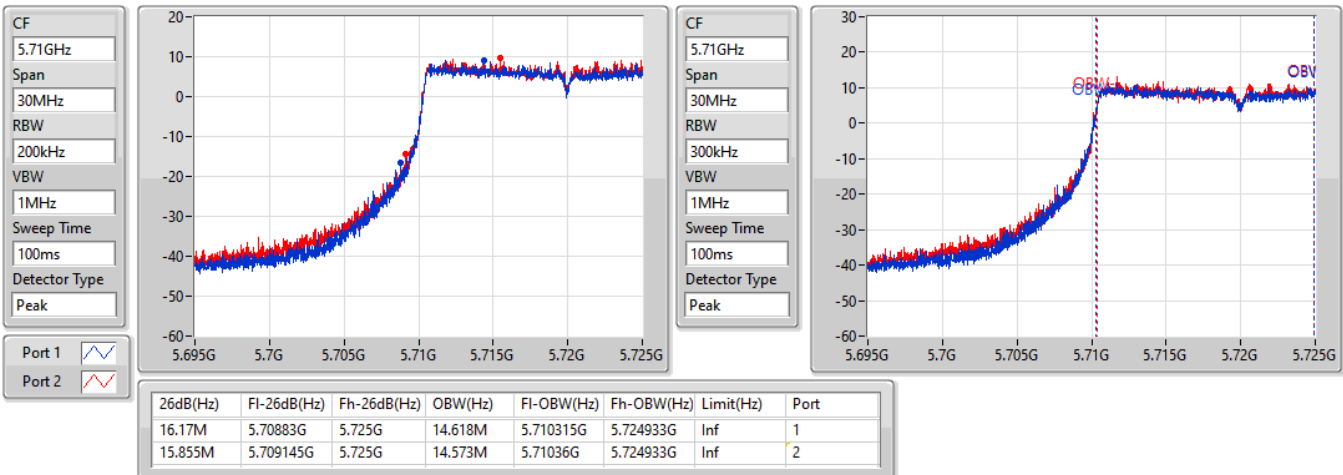


802.11ax HEW20_Nss1,(MCS0)_2TX

EBW

5720MHz Straddle 5.47-5.725GHz

08/08/2022

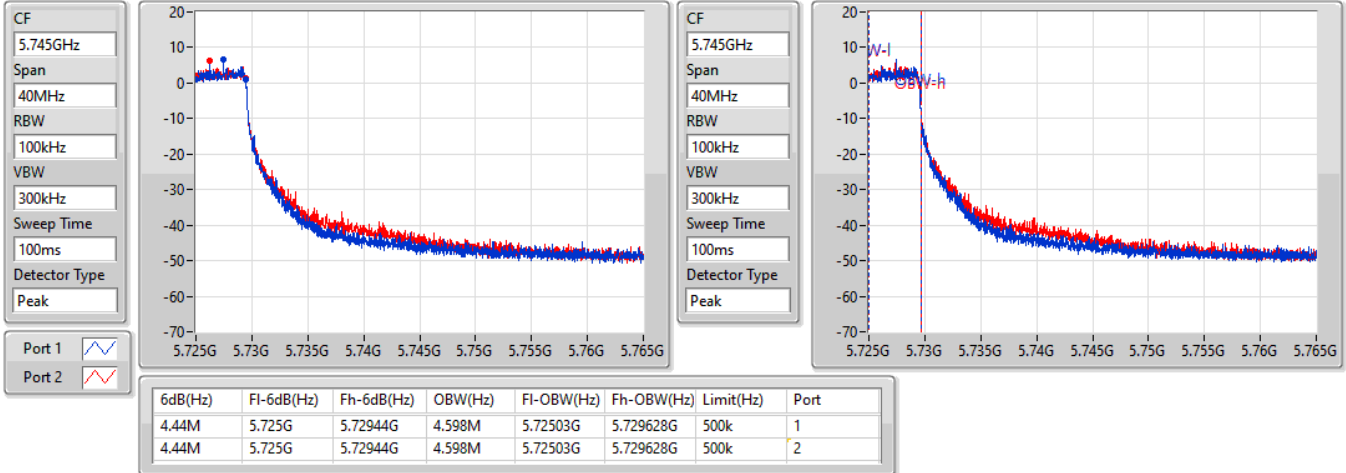


802.11ax HEW20_Nss1,(MCS0)_2TX

EBW

5720MHz Straddle 5.725-5.85GHz

08/08/2022

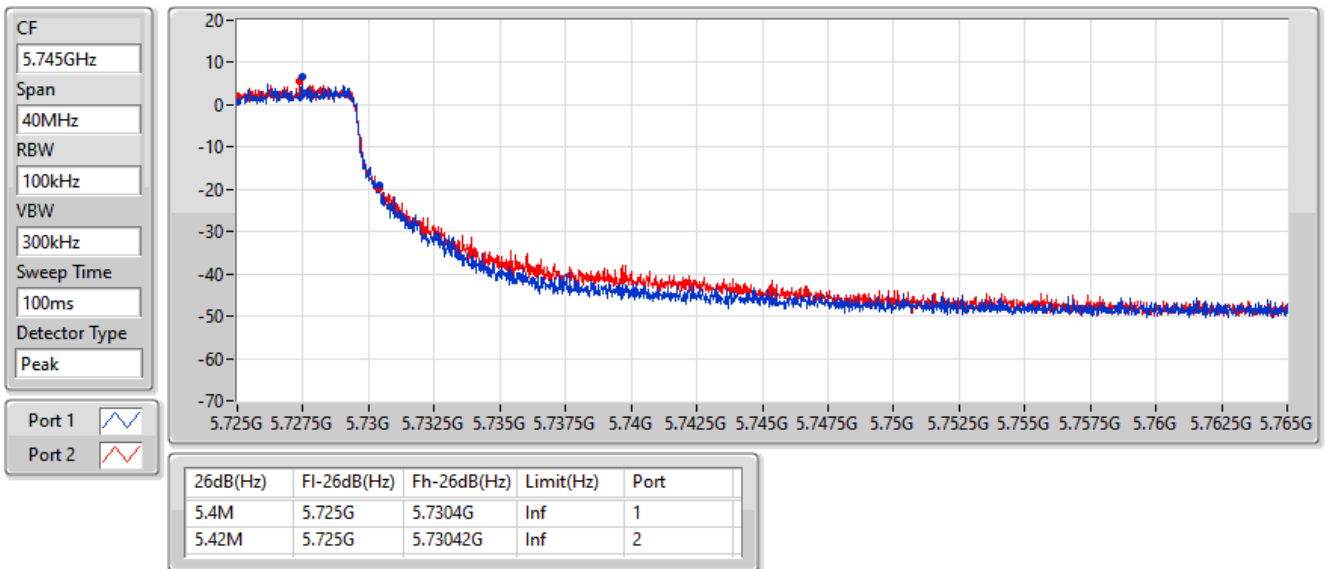


802.11ax HEW20_Nss1,(MCS0)_2TX

EBW

5720MHz Straddle 5.725-5.85GHz

08/08/2022



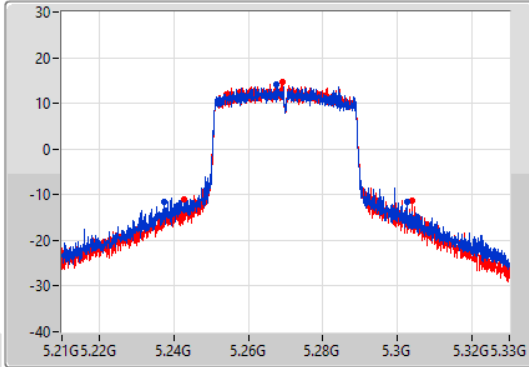
802.11ax HEW40_Nss1,(MCS0)_2TX

EBW

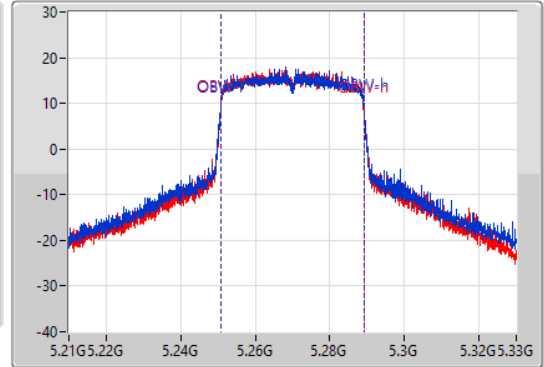
5270MHz

08/08/2022

CF
5.27GHz
Span
120MHz
RBW
500kHz
VBW
2MHz
Sweep Time
100ms
Detector Type
Peak



CF
5.27GHz
Span
120MHz
RBW
1MHz
VBW
3MHz
Sweep Time
100ms
Detector Type
Peak



26dB(Hz)	Fl-26dB(Hz)	Fh-26dB(Hz)	OBW(Hz)	Fl-OBW(Hz)	Fh-OBW(Hz)	Limit(Hz)	Port
65.16M	5.23742G	5.30258G	38.561M	5.25063G	5.28919G	Inf	1
61.2M	5.24288G	5.30408G	38.381M	5.25075G	5.28913G	Inf	2

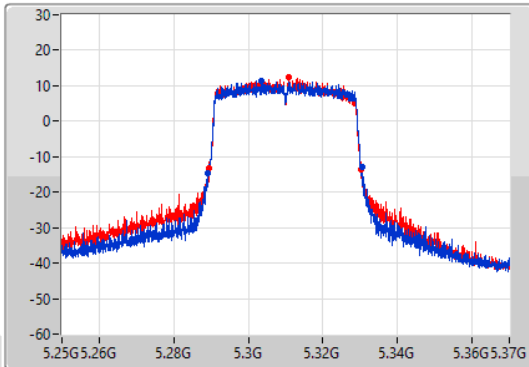
802.11ax HEW40_Nss1,(MCS0)_2TX

EBW

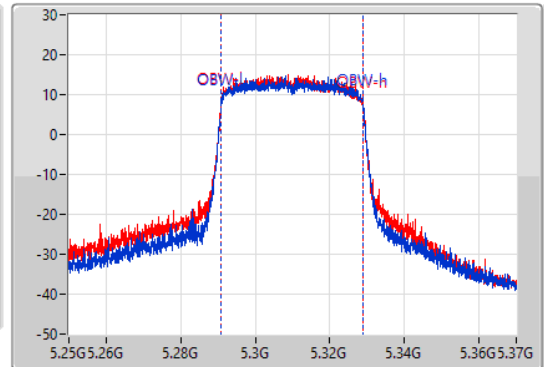
5310MHz

08/08/2022

CF
5.31GHz
Span
120MHz
RBW
500kHz
VBW
2MHz
Sweep Time
100ms
Detector Type
Peak



CF
5.31GHz
Span
120MHz
RBW
1MHz
VBW
3MHz
Sweep Time
100ms
Detector Type
Peak



26dB(Hz)	Fl-26dB(Hz)	Fh-26dB(Hz)	OBW(Hz)	Fl-OBW(Hz)	Fh-OBW(Hz)	Limit(Hz)	Port
41.28M	5.28918G	5.33046G	37.961M	5.29093G	5.328891G	Inf	1
40.74M	5.28948G	5.33022G	37.841M	5.29093G	5.328771G	Inf	2

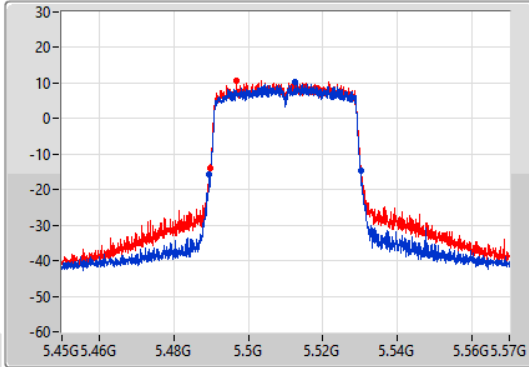
802.11ax HEW40_Nss1,(MCS0)_2TX

EBW

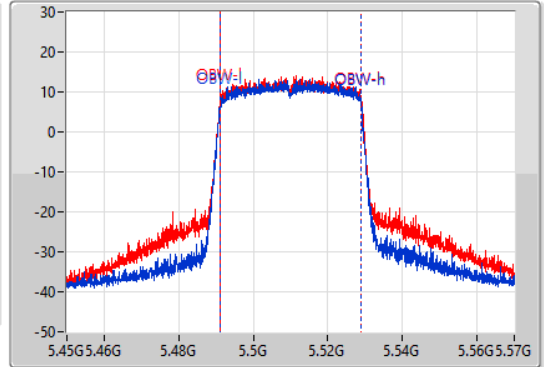
5510MHz

08/08/2022

CF
5.51GHz
Span
120MHz
RBW
500kHz
VBW
2MHz
Sweep Time
100ms
Detector Type
Peak



CF
5.51GHz
Span
120MHz
RBW
1MHz
VBW
3MHz
Sweep Time
100ms
Detector Type
Peak



26dB(Hz)	Fl-26dB(Hz)	Fh-26dB(Hz)	OBW(Hz)	Fl-OBW(Hz)	Fh-OBW(Hz)	Limit(Hz)	Port
40.56M	5.4896G	5.53016G	37.781M	5.491109G	5.528891G	Inf	1
40.56M	5.48966G	5.53022G	37.841M	5.491049G	5.528891G	Inf	2

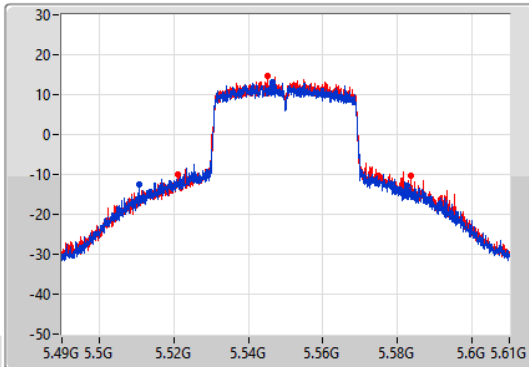
802.11ax HEW40_Nss1,(MCS0)_2TX

EBW

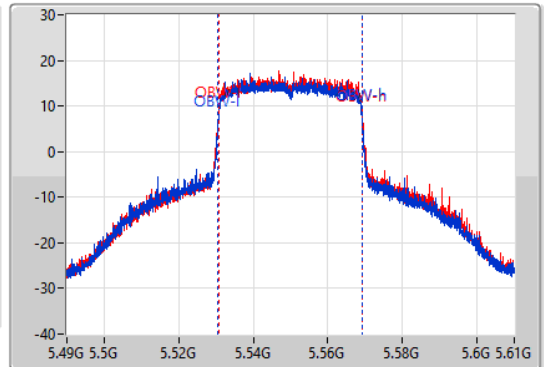
5550MHz

08/08/2022

CF
5.55GHz
Span
120MHz
RBW
500kHz
VBW
2MHz
Sweep Time
100ms
Detector Type
Peak



CF
5.55GHz
Span
120MHz
RBW
1MHz
VBW
3MHz
Sweep Time
100ms
Detector Type
Peak



26dB(Hz)	Fl-26dB(Hz)	Fh-26dB(Hz)	OBW(Hz)	Fl-OBW(Hz)	Fh-OBW(Hz)	Limit(Hz)	Port
71.82M	5.51064G	5.58246G	38.681M	5.53051G	5.56919G	Inf	1
62.58M	5.52114G	5.58372G	38.561M	5.53069G	5.56925G	Inf	2

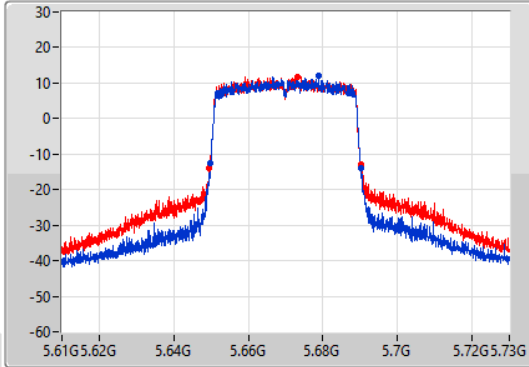
802.11ax HEW40_Nss1,(MCS0)_2TX

EBW

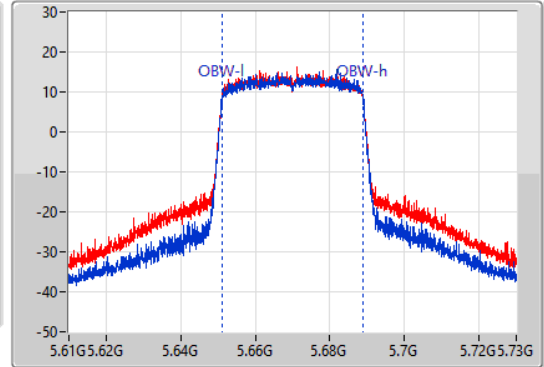
5670MHz

08/08/2022

CF
5.67GHz
Span
120MHz
RBW
500kHz
VBW
2MHz
Sweep Time
100ms
Detector Type
Peak



CF
5.67GHz
Span
120MHz
RBW
1MHz
VBW
3MHz
Sweep Time
100ms
Detector Type
Peak



26dB(Hz)	Fl-26dB(Hz)	Fh-26dB(Hz)	OBW(Hz)	Fl-OBW(Hz)	Fh-OBW(Hz)	Limit(Hz)	Port
40.26M	5.64984G	5.6901G	37.781M	5.651109G	5.688891G	Inf	1
40.8M	5.64948G	5.69028G	37.961M	5.65099G	5.688951G	Inf	2

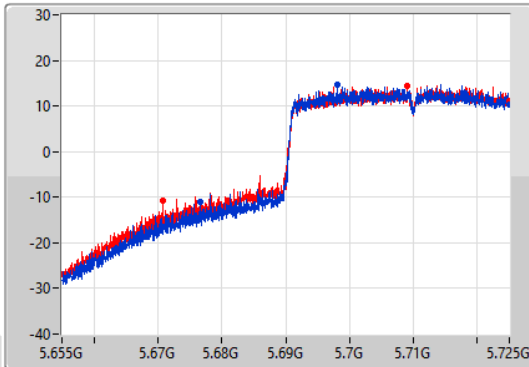
802.11ax HEW40_Nss1,(MCS0)_2TX

EBW

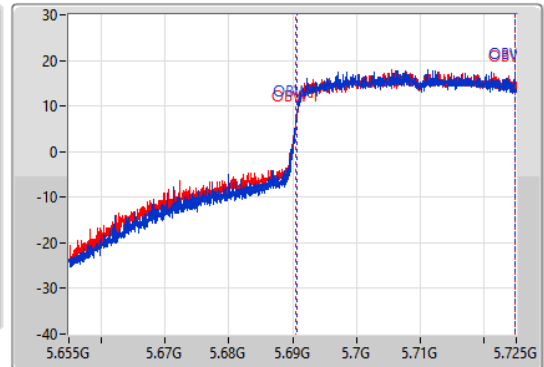
5710MHz Straddle 5.47-5.725GHz

08/08/2022

CF
5.69GHz
Span
70MHz
RBW
500kHz
VBW
2MHz
Sweep Time
100ms
Detector Type
Peak



CF
5.69GHz
Span
70MHz
RBW
1MHz
VBW
3MHz
Sweep Time
100ms
Detector Type
Peak



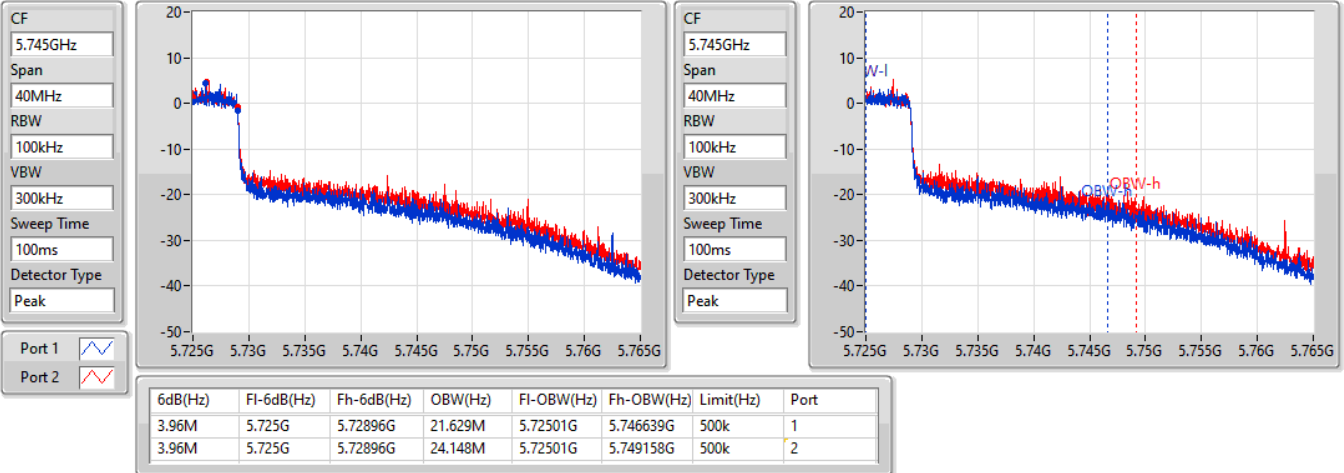
26dB(Hz)	Fl-26dB(Hz)	Fh-26dB(Hz)	OBW(Hz)	Fl-OBW(Hz)	Fh-OBW(Hz)	Limit(Hz)	Port
48.335M	5.676665G	5.725G	34.073M	5.6907G	5.724773G	Inf	1
54.25M	5.67075G	5.725G	34.283M	5.690525G	5.724808G	Inf	2

802.11ax HEW40_Nss1,(MCS0)_2TX

EBW

5710MHz Straddle 5.725-5.85GHz

08/08/2022

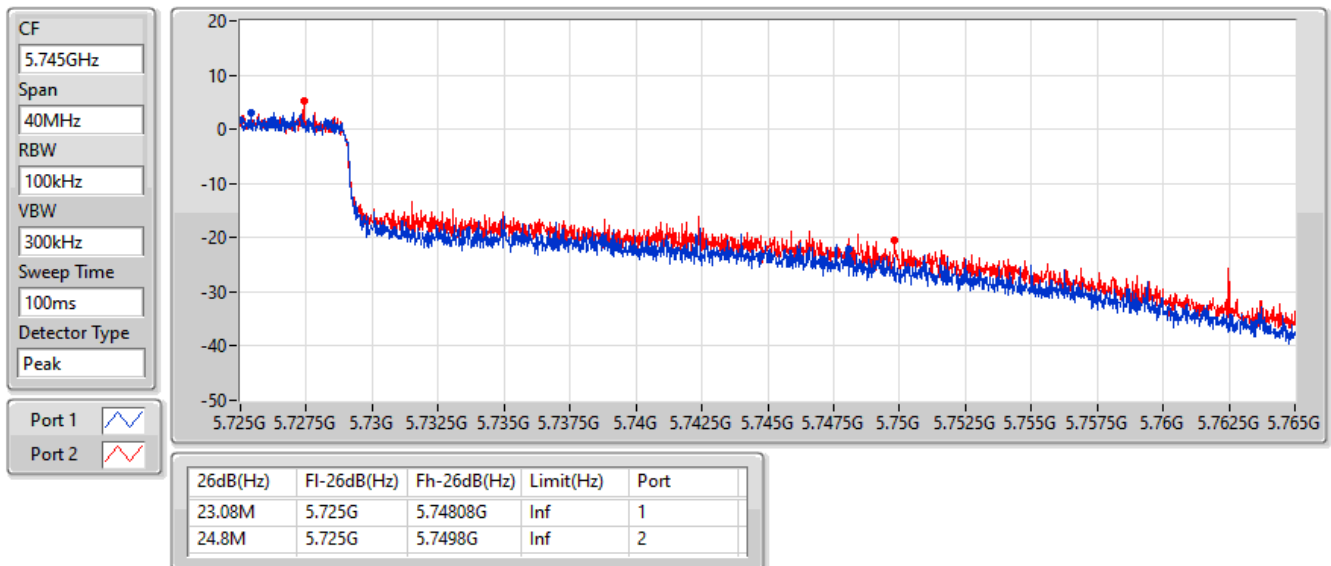


802.11ax HEW40_Nss1,(MCS0)_2TX

EBW

5710MHz Straddle 5.725-5.85GHz

08/08/2022



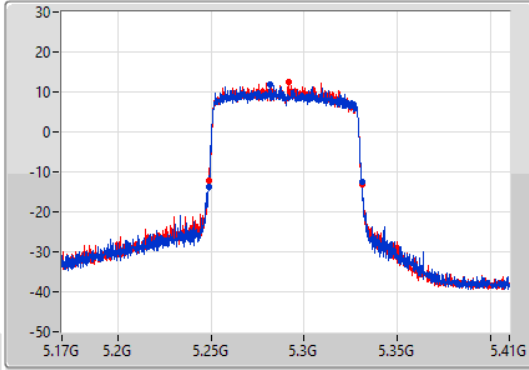
802.11ax HEW80_Nss1,(MCS0)_2TX

EBW

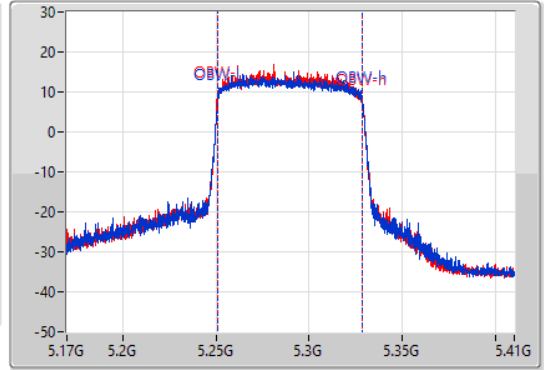
5290MHz

08/08/2022

CF
5.29GHz
Span
240MHz
RBW
1MHz
VBW
3MHz
Sweep Time
100ms
Detector Type
Peak



CF
5.29GHz
Span
240MHz
RBW
2MHz
VBW
10MHz
Sweep Time
100ms
Detector Type
Peak



26dB(Hz)	Fl-26dB(Hz)	Fh-26dB(Hz)	OBW(Hz)	Fl-OBW(Hz)	Fh-OBW(Hz)	Limit(Hz)	Port
82.32M	5.2486G	5.33092G	77.361M	5.251139G	5.328501G	Inf	1
82.08M	5.24872G	5.3308G	77.001M	5.251139G	5.328141G	Inf	2

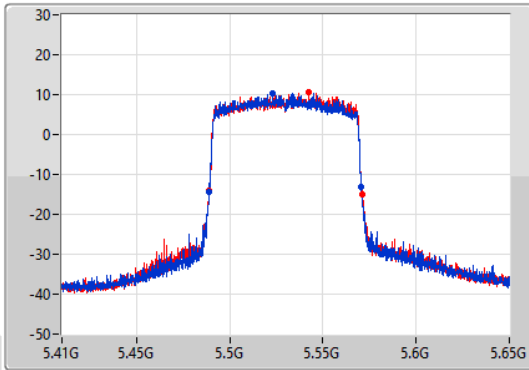
802.11ax HEW80_Nss1,(MCS0)_2TX

EBW

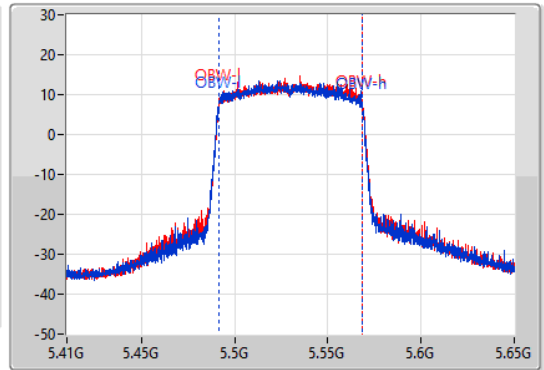
5530MHz

08/08/2022

CF
5.53GHz
Span
240MHz
RBW
1MHz
VBW
3MHz
Sweep Time
100ms
Detector Type
Peak



CF
5.53GHz
Span
240MHz
RBW
2MHz
VBW
10MHz
Sweep Time
100ms
Detector Type
Peak



26dB(Hz)	Fl-26dB(Hz)	Fh-26dB(Hz)	OBW(Hz)	Fl-OBW(Hz)	Fh-OBW(Hz)	Limit(Hz)	Port
81.96M	5.48872G	5.57068G	77.361M	5.491259G	5.568621G	Inf	1
82.08M	5.4892G	5.57128G	77.241M	5.491379G	5.568621G	Inf	2

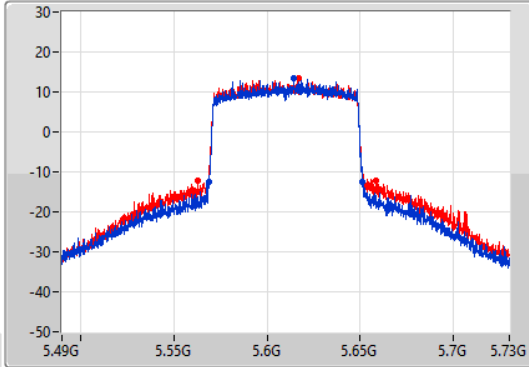
802.11ax HEW80_Nss1,(MCS0)_2TX

EBW

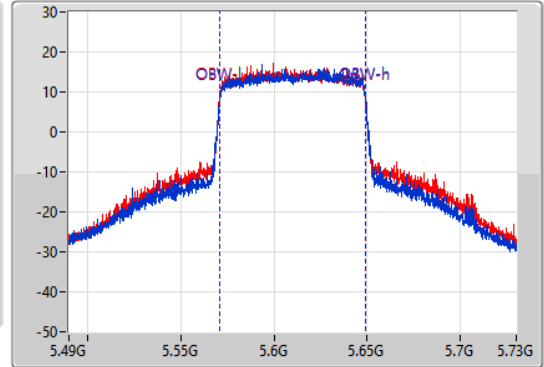
5610MHz

08/08/2022

CF
5.61GHz
Span
240MHz
RBW
1MHz
VBW
3MHz
Sweep Time
100ms
Detector Type
Peak



CF
5.61GHz
Span
240MHz
RBW
2MHz
VBW
10MHz
Sweep Time
100ms
Detector Type
Peak



26dB(Hz)	Fl-26dB(Hz)	Fh-26dB(Hz)	OBW(Hz)	Fl-OBW(Hz)	Fh-OBW(Hz)	Limit(Hz)	Port
82.32M	5.56896G	5.65128G	77.841M	5.571139G	5.648981G	Inf	1
95.76M	5.56272G	5.65848G	78.081M	5.5709G	5.648981G	Inf	2

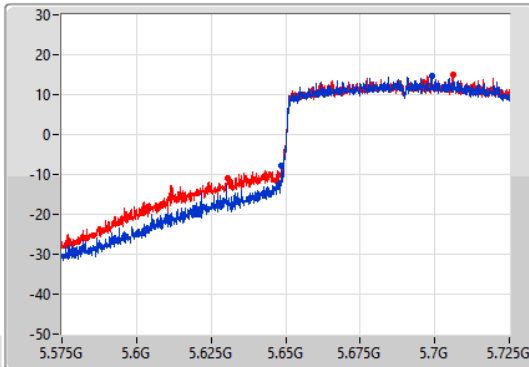
802.11ax HEW80_Nss1,(MCS0)_2TX

EBW

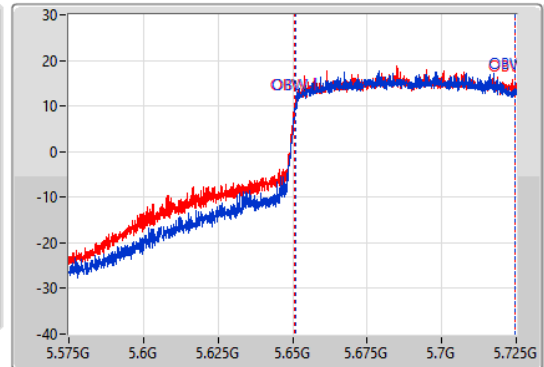
5690MHz Straddle 5.47-5.725GHz

08/08/2022

CF
5.65GHz
Span
150MHz
RBW
1MHz
VBW
3MHz
Sweep Time
100ms
Detector Type
Peak



CF
5.65GHz
Span
150MHz
RBW
2MHz
VBW
10MHz
Sweep Time
100ms
Detector Type
Peak



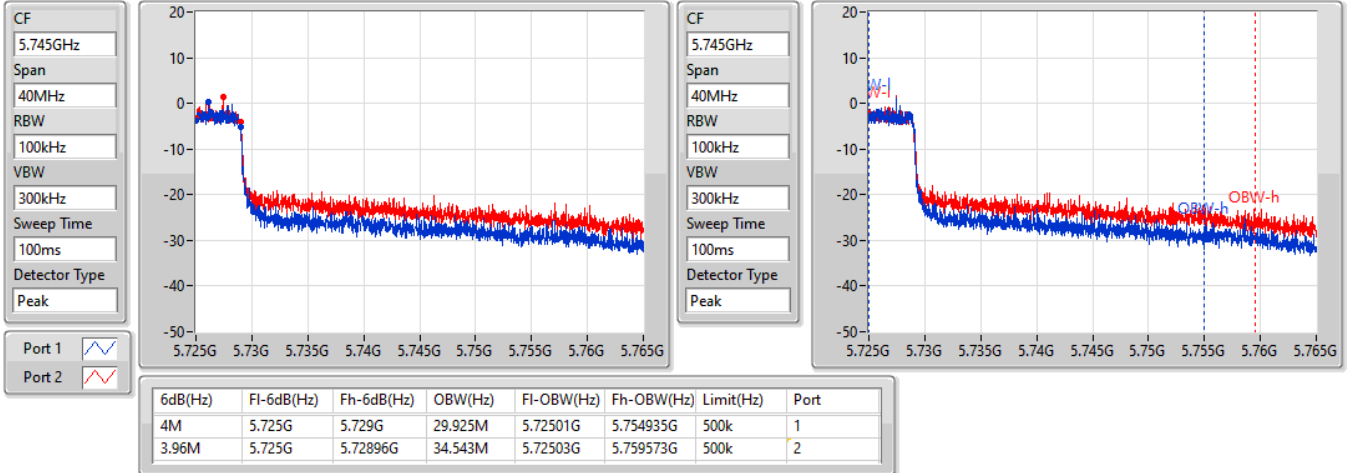
26dB(Hz)	Fl-26dB(Hz)	Fh-26dB(Hz)	OBW(Hz)	Fl-OBW(Hz)	Fh-OBW(Hz)	Limit(Hz)	Port
76.425M	5.648575G	5.725G	73.463M	5.651049G	5.724513G	Inf	1
94.425M	5.630575G	5.725G	74.063M	5.65045G	5.724513G	Inf	2

802.11ax HEW80_Nss1,(MCS0)_2TX

EBW

5690MHz Straddle 5.725-5.85GHz

08/08/2022

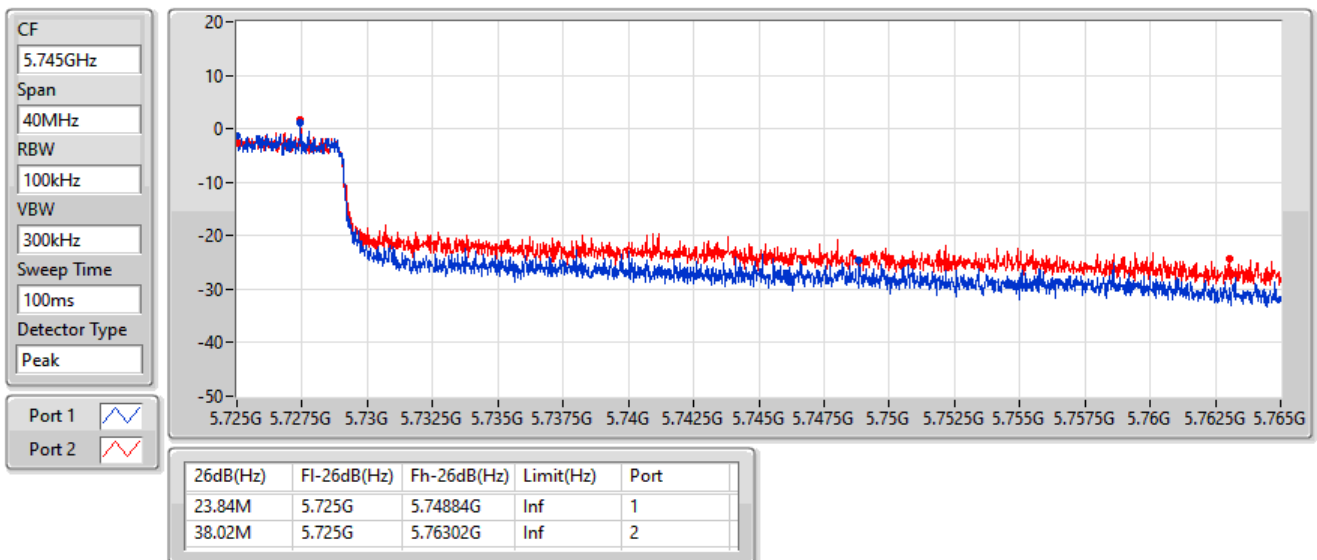


802.11ax HEW80_Nss1,(MCS0)_2TX

EBW

5690MHz Straddle 5.725-5.85GHz

08/08/2022



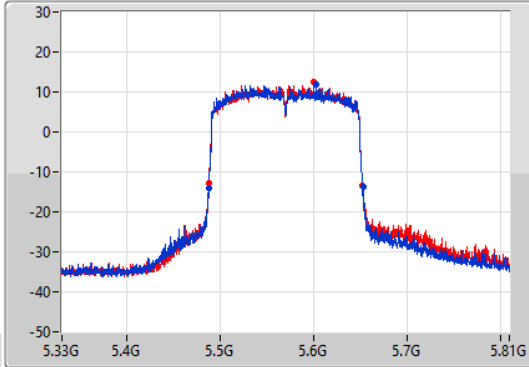
802.11ax HEW160_Nss1,(MCS0)_2TX

EBW

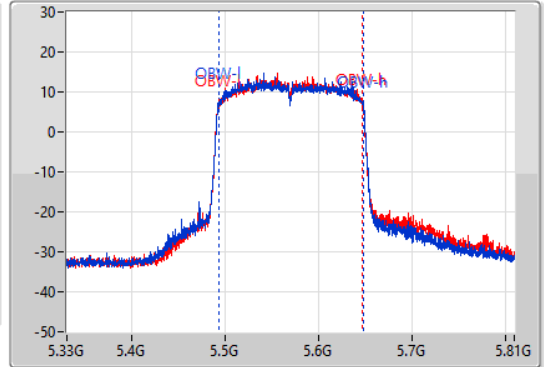
5570MHz



08/08/2022

CF
5.57GHz
Span
480MHz
RBW
2MHz
VBW
10MHz
Sweep Time
100ms
Detector Type
Peak



CF
5.57GHz
Span
480MHz
RBW
3MHz
VBW
10MHz
Sweep Time
100ms
Detector Type
Peak



Port 1 
Port 2 

26dB(Hz)	Fl-26dB(Hz)	Fh-26dB(Hz)	OBW(Hz)	Fl-OBW(Hz)	Fh-OBW(Hz)	Limit(Hz)	Port
165.84M	5.4872G	5.65304G	155.202M	5.492519G	5.647721G	Inf	1
164.64M	5.48768G	5.65232G	154.963M	5.492519G	5.647481G	Inf	2



Summary

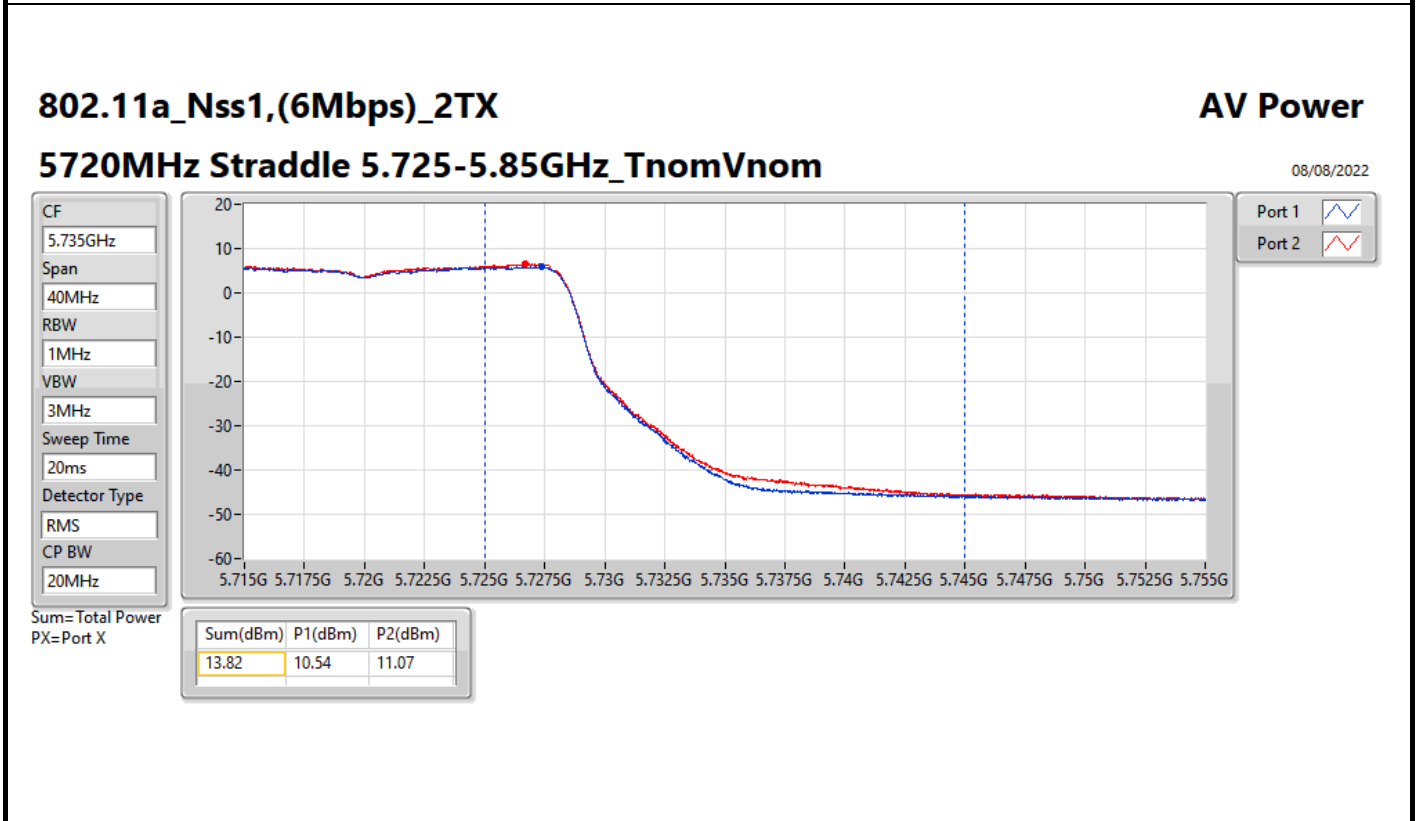
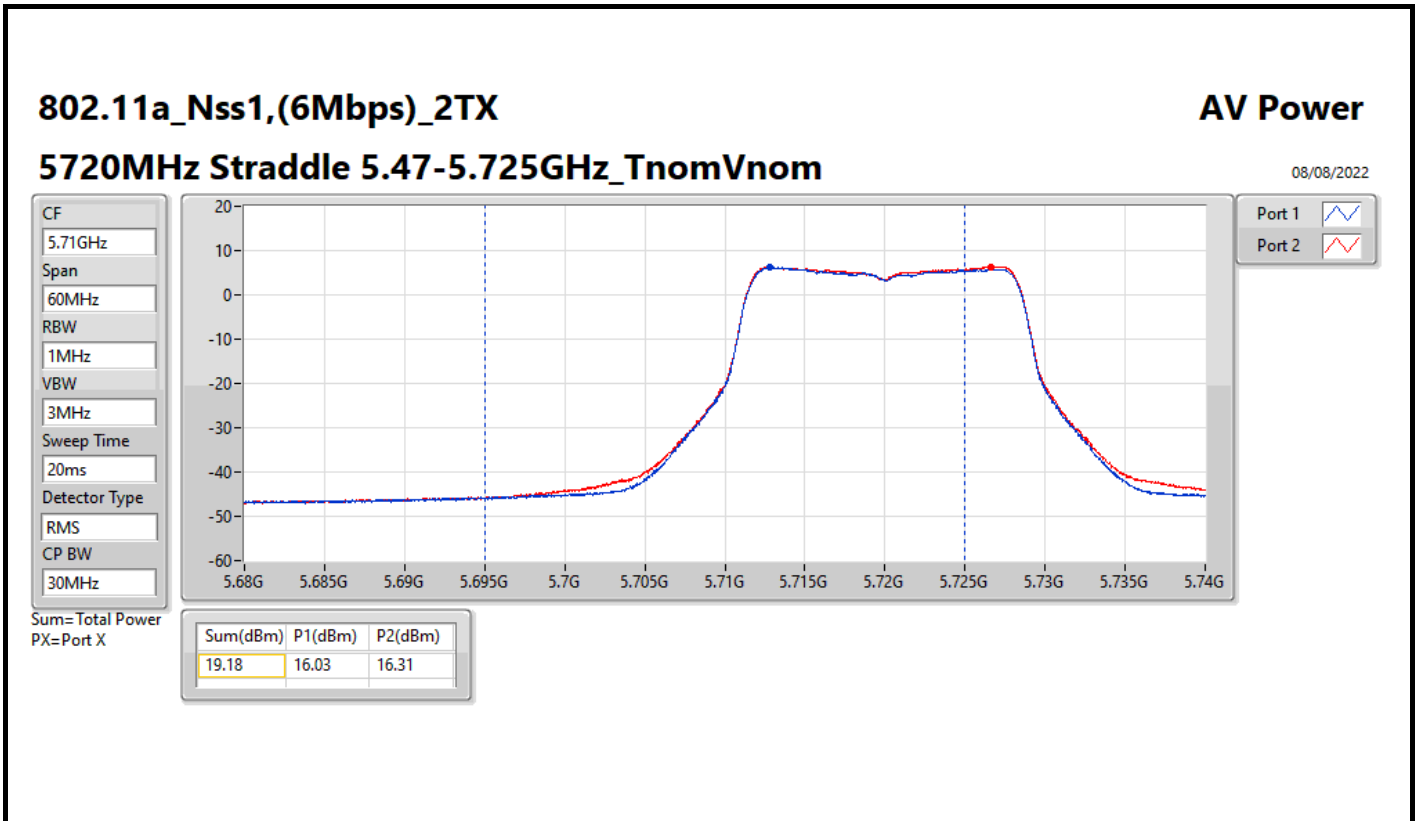
Mode	Total Power (dBm)	Total Power (W)
5.25-5.35GHz	-	-
802.11a_Nss1,(6Mbps)_2TX	20.47	0.11143
802.11ax HEW20_Nss1,(MCS0)_2TX	21.01	0.12618
802.11ax HEW40_Nss1,(MCS0)_2TX	23.04	0.20137
802.11ax HEW80_Nss1,(MCS0)_2TX	20.54	0.11324
5.47-5.725GHz	-	-
802.11a_Nss1,(6Mbps)_2TX	20.48	0.11169
802.11ax HEW20_Nss1,(MCS0)_2TX	21.51	0.14158
802.11ax HEW40_Nss1,(MCS0)_2TX	23.96	0.24889
802.11ax HEW80_Nss1,(MCS0)_2TX	23.57	0.22751
802.11ax HEW160_Nss1,(MCS0)_2TX	20.95	0.12445
5.725-5.85GHz	-	-
802.11a_Nss1,(6Mbps)_2TX	13.82	0.02410
802.11ax HEW20_Nss1,(MCS0)_2TX	15.36	0.03436
802.11ax HEW40_Nss1,(MCS0)_2TX	13.62	0.02301
802.11ax HEW80_Nss1,(MCS0)_2TX	9.63	0.00918

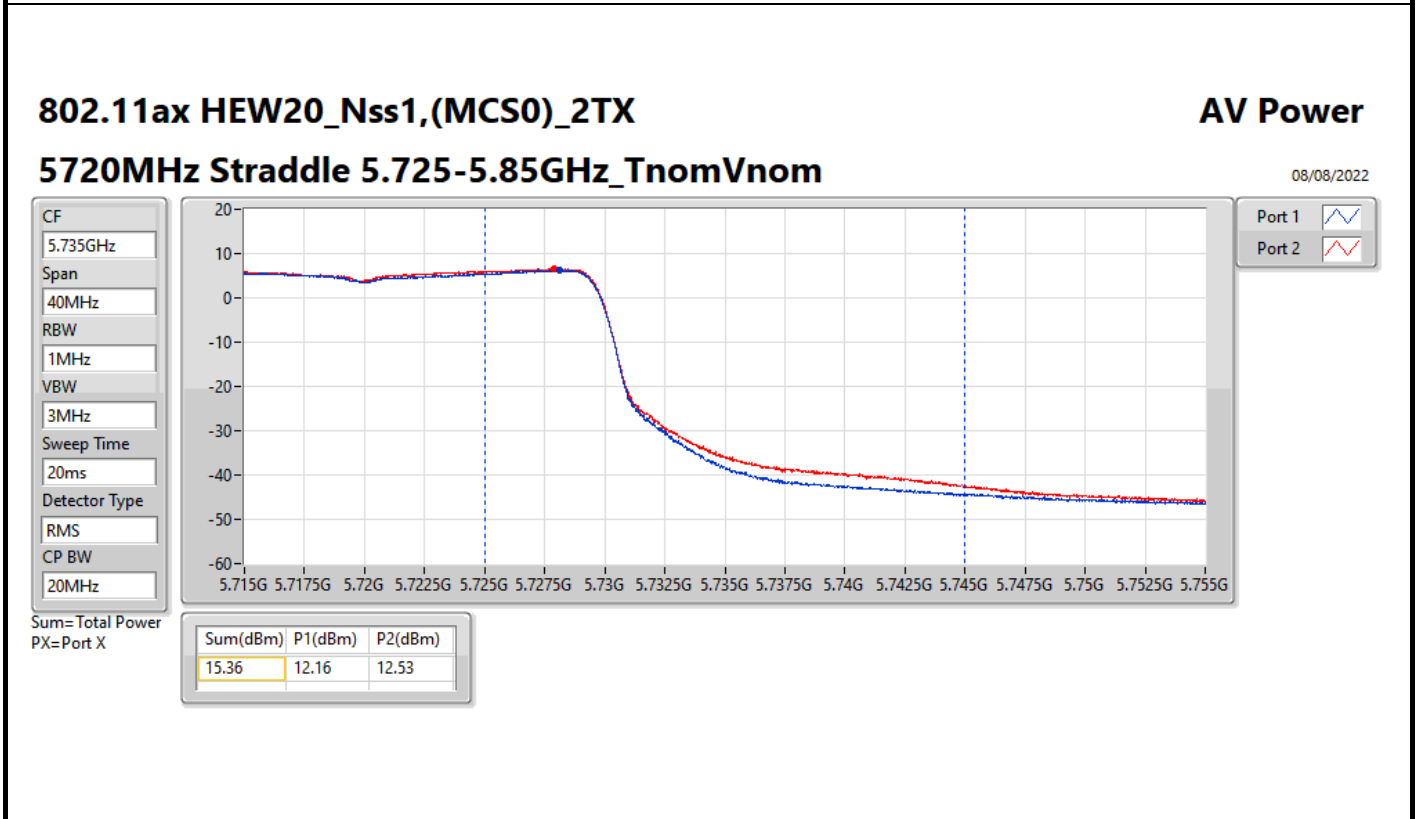
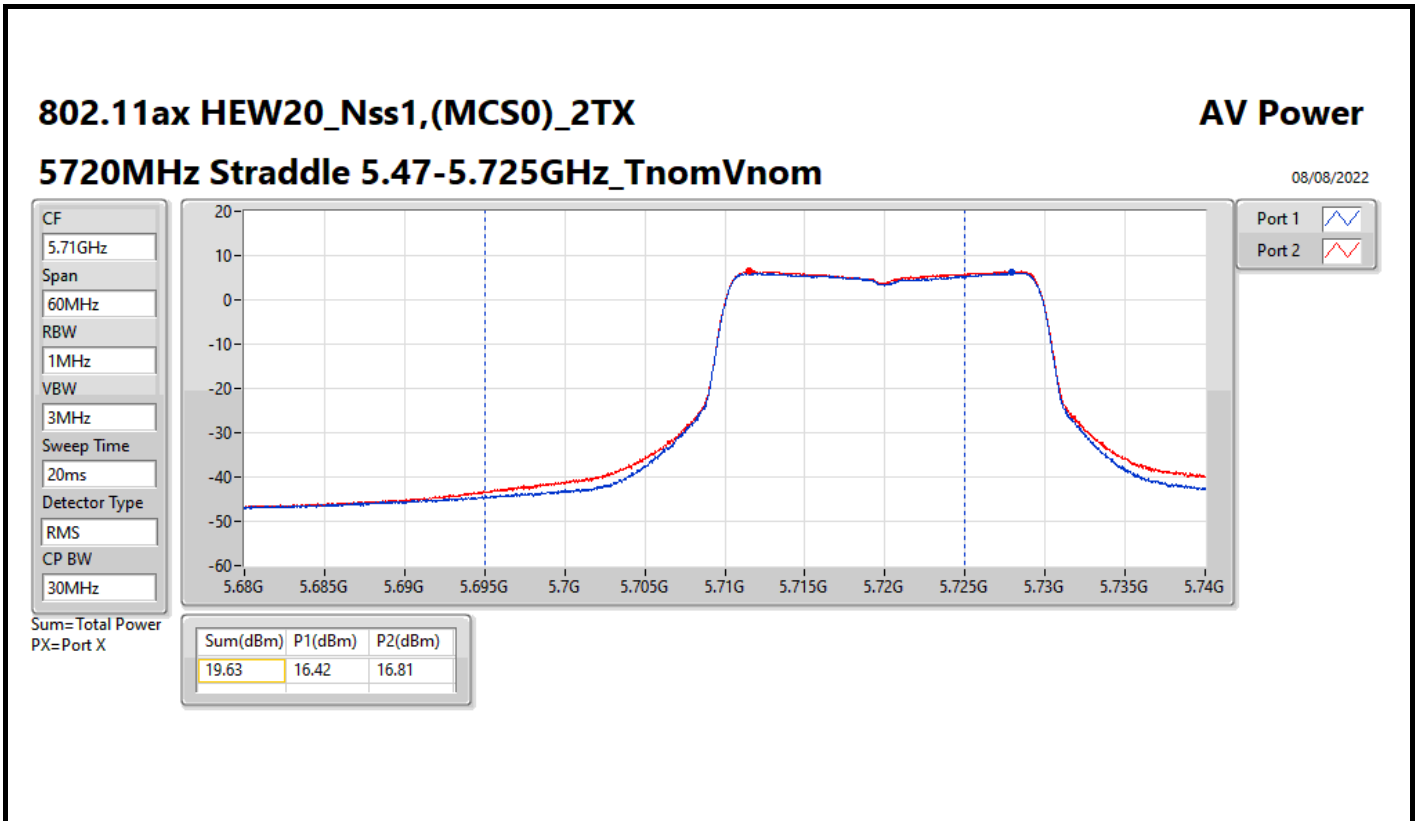


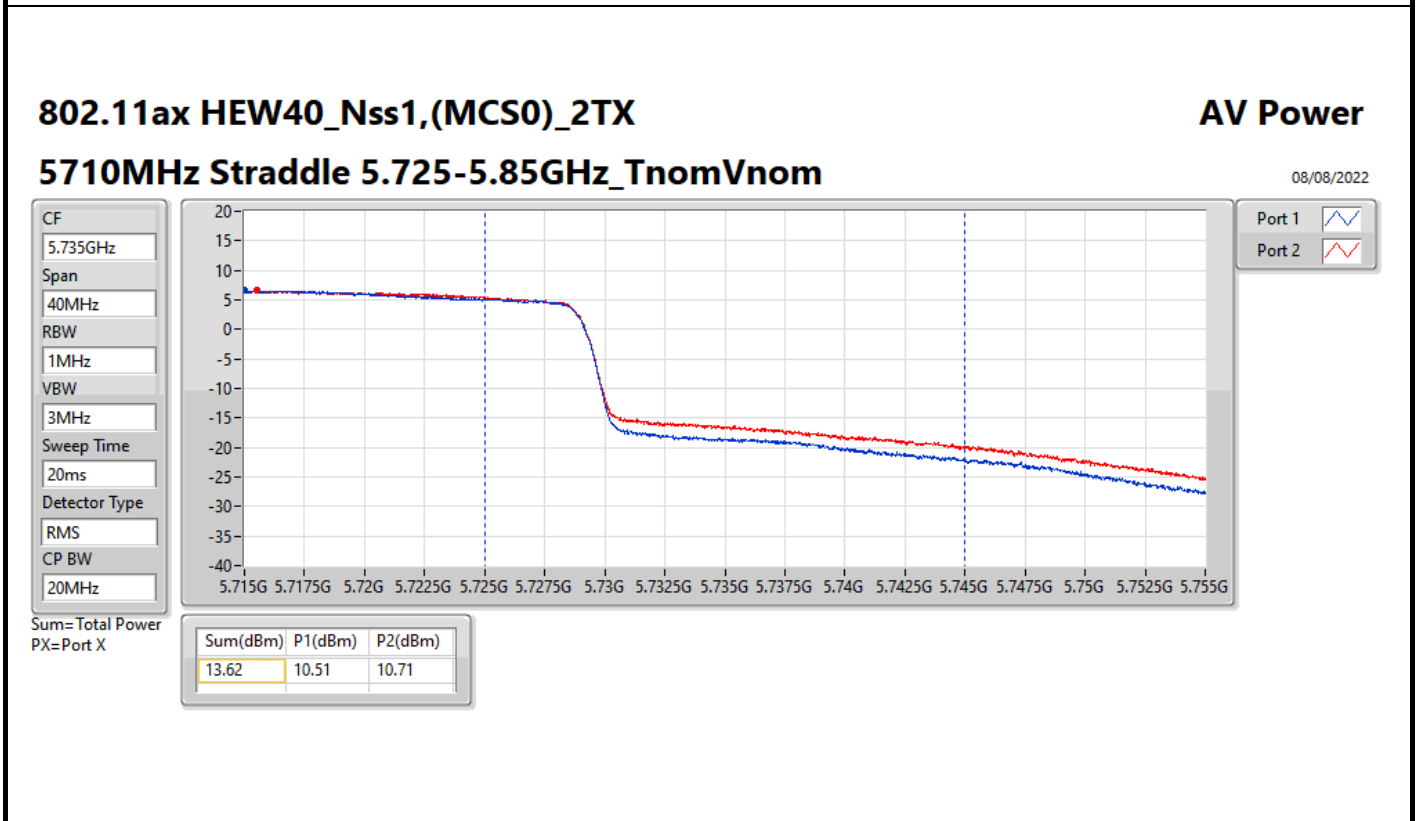
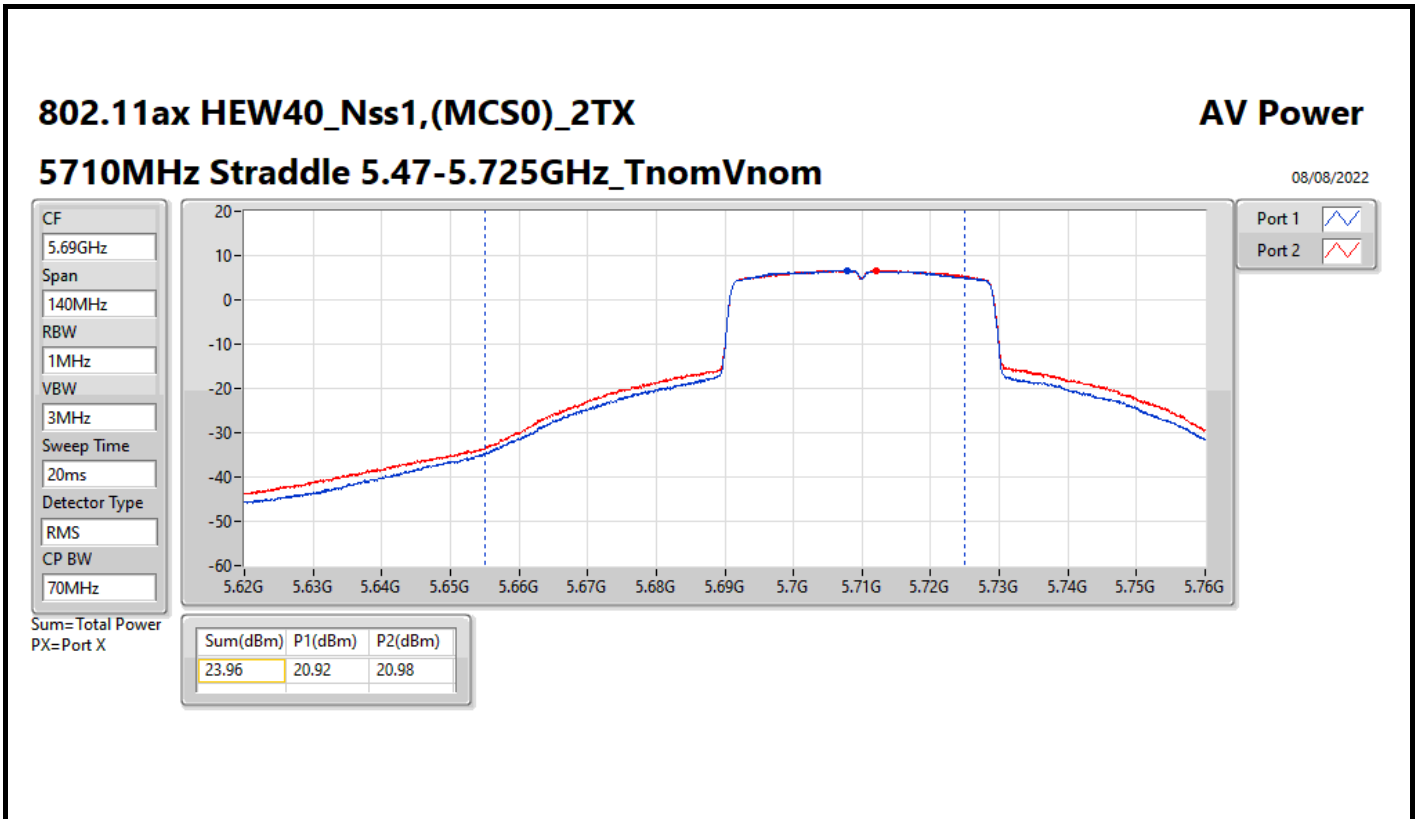
Result

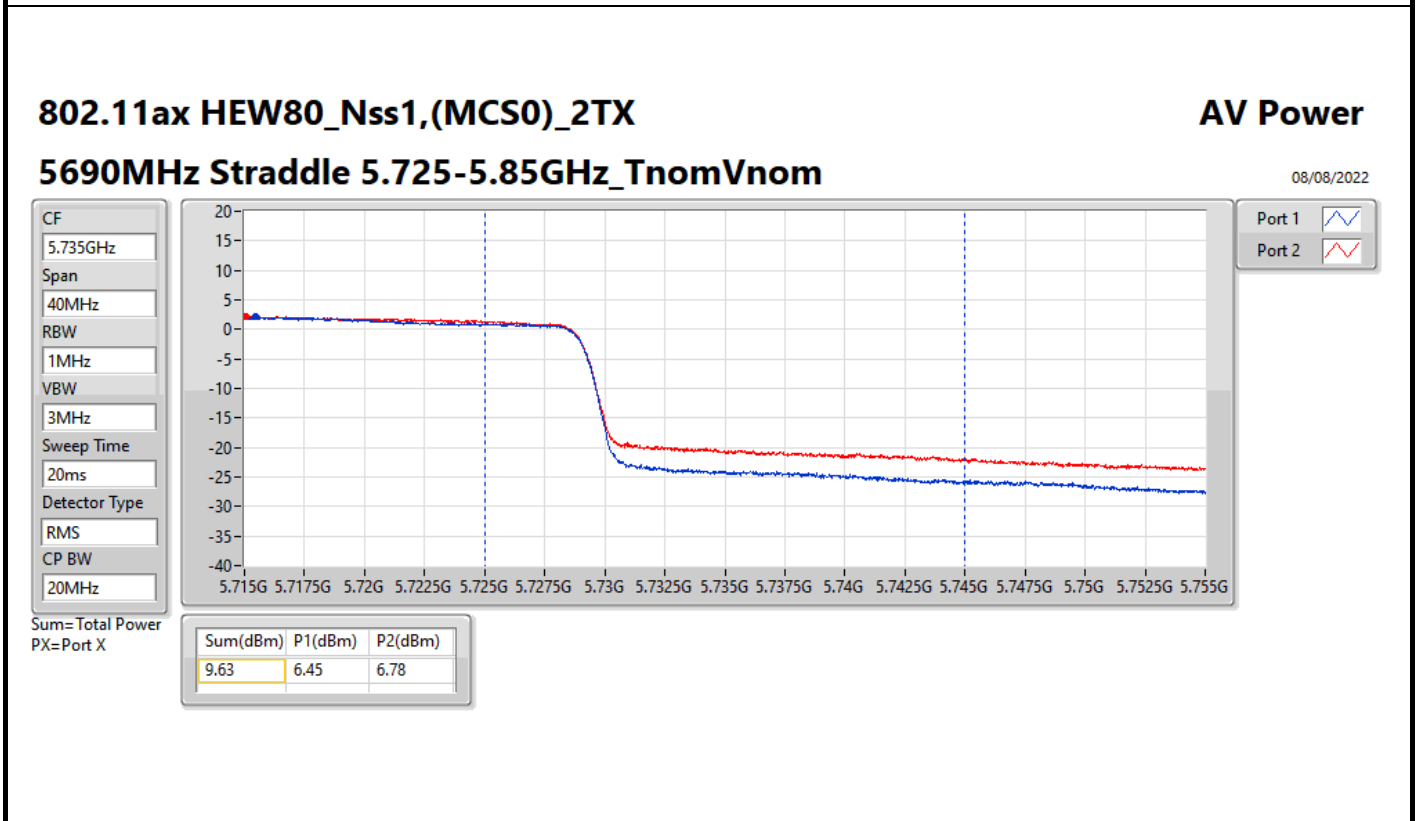
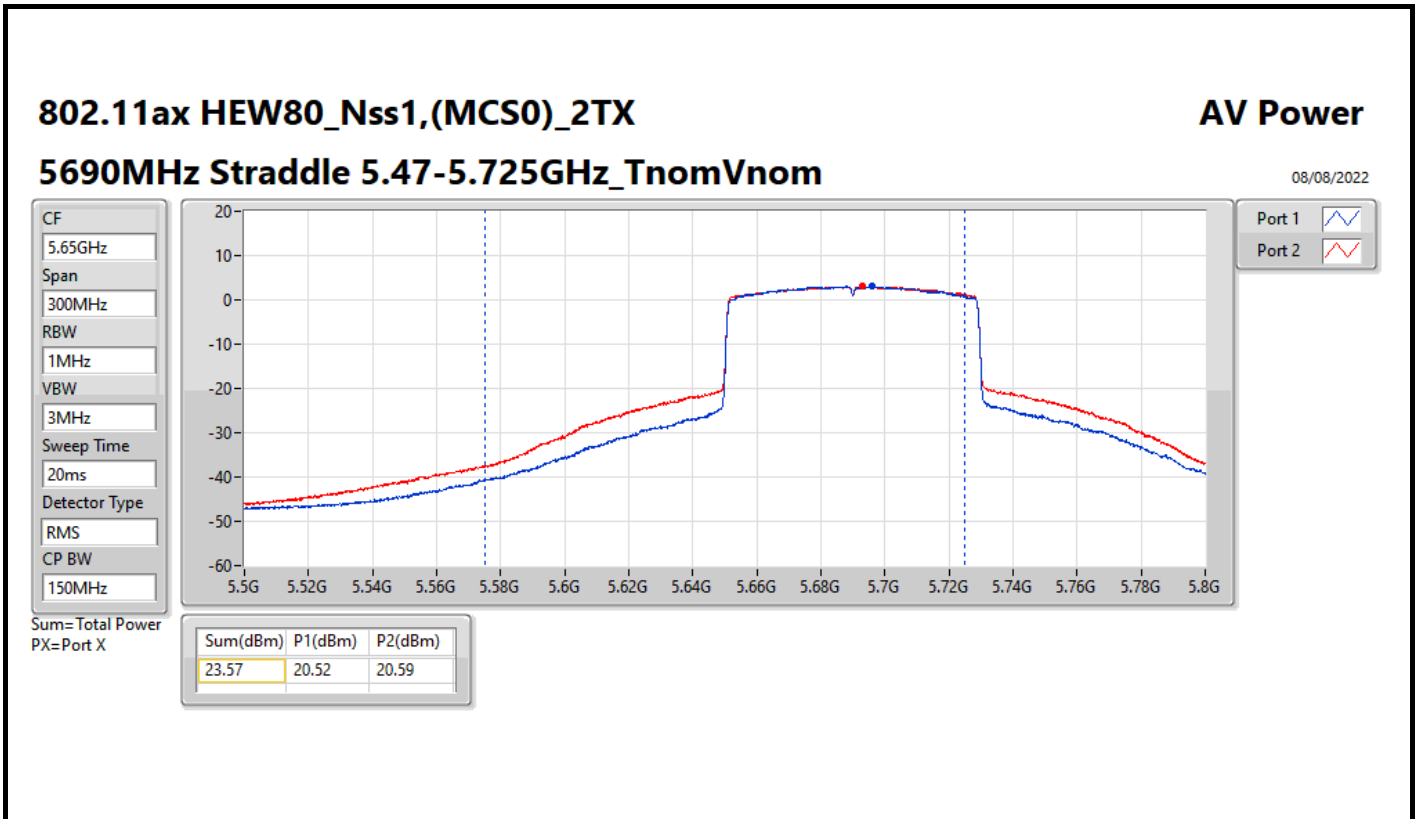
Mode	Result	DG (dBi)	Port 1 (dBm)	Port 2 (dBm)	Total Power (dBm)	Power Limit (dBm)
802.11a_Nss1,(6Mbps)_2TX	-	-	-	-	-	-
5260MHz	Pass	5.99	17.29	17.38	20.35	23.98
5300MHz	Pass	5.99	17.33	17.59	20.47	23.98
5320MHz	Pass	5.99	17.07	17.28	20.19	23.98
5500MHz	Pass	5.92	17.22	17.64	20.45	23.98
5580MHz	Pass	5.92	17.31	17.63	20.48	23.98
5700MHz	Pass	5.92	17.48	17.32	20.41	23.98
5720MHz Straddle 5.47-5.725GHz	Pass	5.92	16.03	16.31	19.18	22.79
5720MHz Straddle 5.725-5.85GHz	Pass	5.92	10.54	11.07	13.82	30.00
802.11ax HEW20_Nss1,(MCS0)_2TX	-	-	-	-	-	-
5260MHz	Pass	5.99	17.71	17.82	20.78	23.98
5300MHz	Pass	5.99	17.81	18.19	21.01	23.98
5320MHz	Pass	5.99	17.50	17.75	20.64	23.98
5500MHz	Pass	5.92	18.04	18.60	21.34	23.98
5580MHz	Pass	5.92	18.16	18.81	21.51	23.98
5700MHz	Pass	5.92	17.73	17.88	20.82	23.98
5720MHz Straddle 5.47-5.725GHz	Pass	5.92	16.42	16.81	19.63	23.00
5720MHz Straddle 5.725-5.85GHz	Pass	5.92	12.16	12.53	15.36	30.00
802.11ax HEW40_Nss1,(MCS0)_2TX	-	-	-	-	-	-
5270MHz	Pass	5.99	20.09	19.96	23.04	23.98
5310MHz	Pass	5.99	17.63	18.08	20.87	23.98
5510MHz	Pass	5.92	16.92	17.54	20.25	23.98
5550MHz	Pass	5.92	20.16	20.81	23.51	23.98
5670MHz	Pass	5.92	18.57	18.85	21.72	23.98
5710MHz Straddle 5.47-5.725GHz	Pass	5.92	20.92	20.98	23.96	23.98
5710MHz Straddle 5.725-5.85GHz	Pass	5.92	10.51	10.71	13.62	30.00
802.11ax HEW80_Nss1,(MCS0)_2TX	-	-	-	-	-	-
5290MHz	Pass	5.99	17.35	17.70	20.54	23.98
5530MHz	Pass	5.92	16.74	16.94	19.85	23.98
5610MHz	Pass	5.92	19.44	19.73	22.60	23.98
5690MHz Straddle 5.47-5.725GHz	Pass	5.92	20.52	20.59	23.57	23.98
5690MHz Straddle 5.725-5.85GHz	Pass	5.92	6.45	6.78	9.63	30.00
802.11ax HEW160_Nss1,(MCS0)_2TX	-	-	-	-	-	-
5570MHz	Pass	5.92	17.84	18.04	20.95	23.98

DG = Directional Gain; Port X = Port X output power











Summary

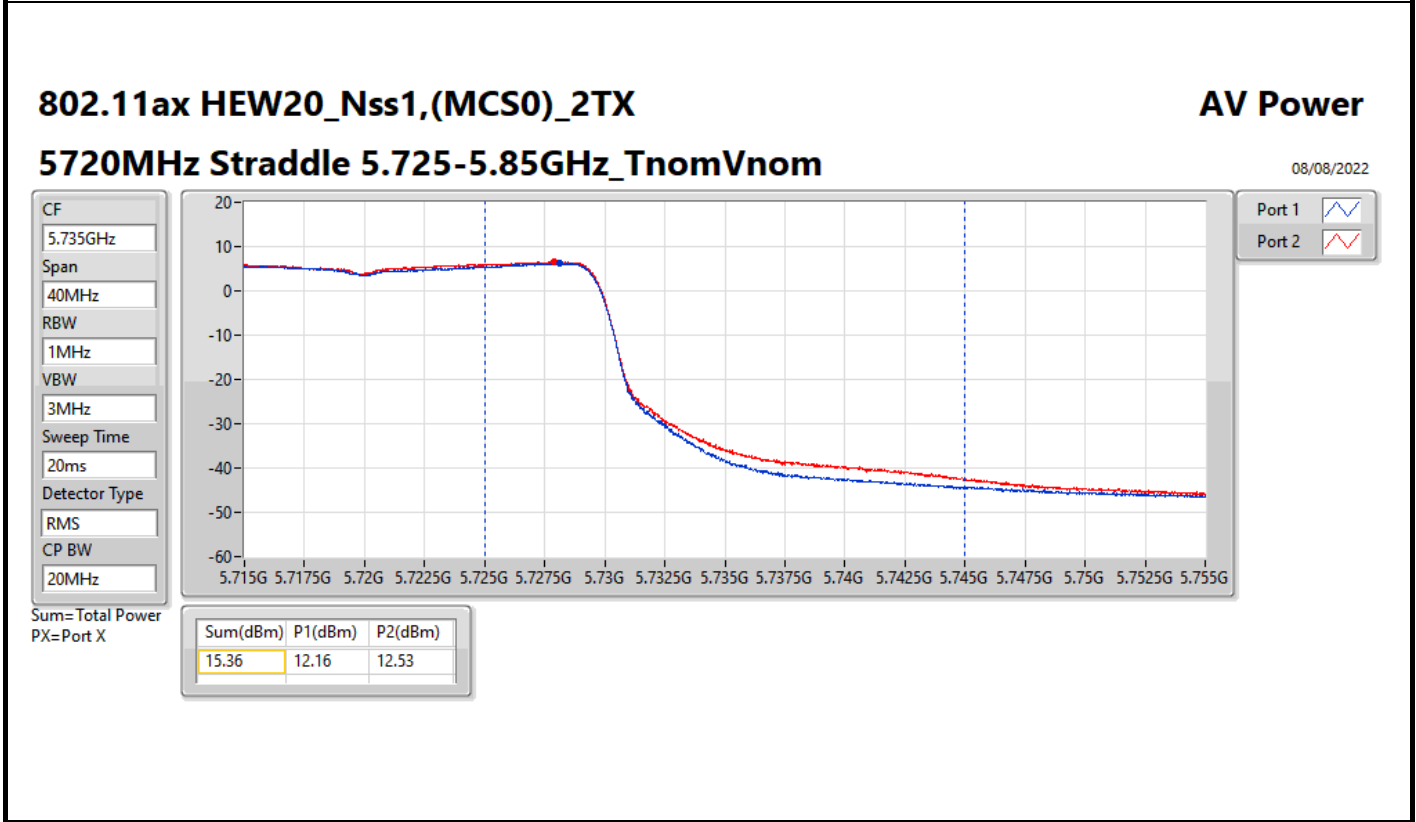
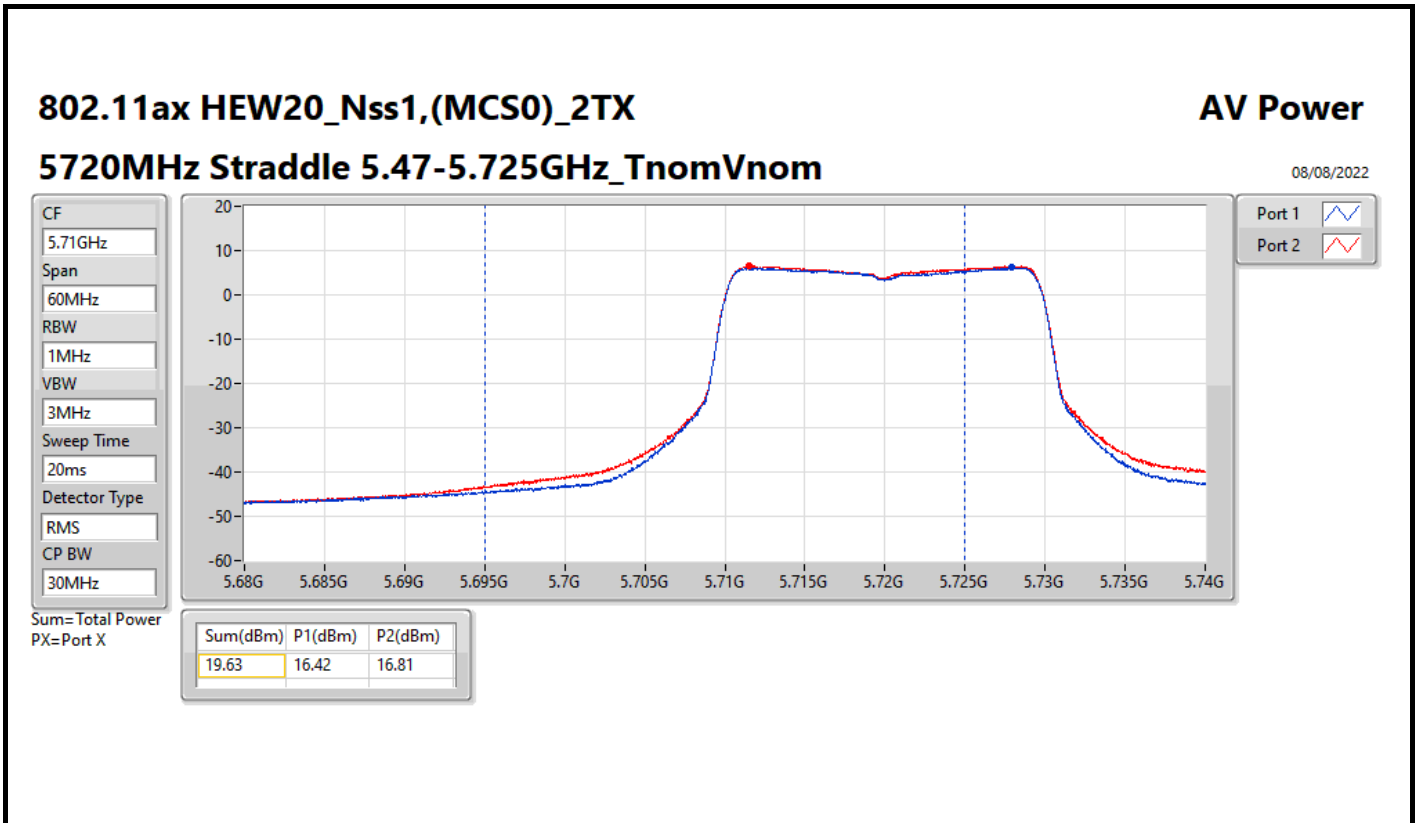
Mode	Total Power (dBm)	Total Power (W)
5.25-5.35GHz	-	-
802.11ax HEW20-BF_Nss1,(MCS0)_2TX	21.01	0.12618
802.11ax HEW40-BF_Nss1,(MCS0)_2TX	20.87	0.12218
802.11ax HEW80-BF_Nss1,(MCS0)_2TX	20.54	0.11324
5.47-5.725GHz	-	-
802.11ax HEW20-BF_Nss1,(MCS0)_2TX	21.08	0.12823
802.11ax HEW40-BF_Nss1,(MCS0)_2TX	20.95	0.12445
802.11ax HEW80-BF_Nss1,(MCS0)_2TX	20.76	0.11912
802.11ax HEW160-BF_Nss1,(MCS0)_2TX	20.95	0.12445
5.725-5.85GHz	-	-
802.11ax HEW20-BF_Nss1,(MCS0)_2TX	15.36	0.03436
802.11ax HEW40-BF_Nss1,(MCS0)_2TX	10.25	0.01059
802.11ax HEW80-BF_Nss1,(MCS0)_2TX	6.77	0.00475

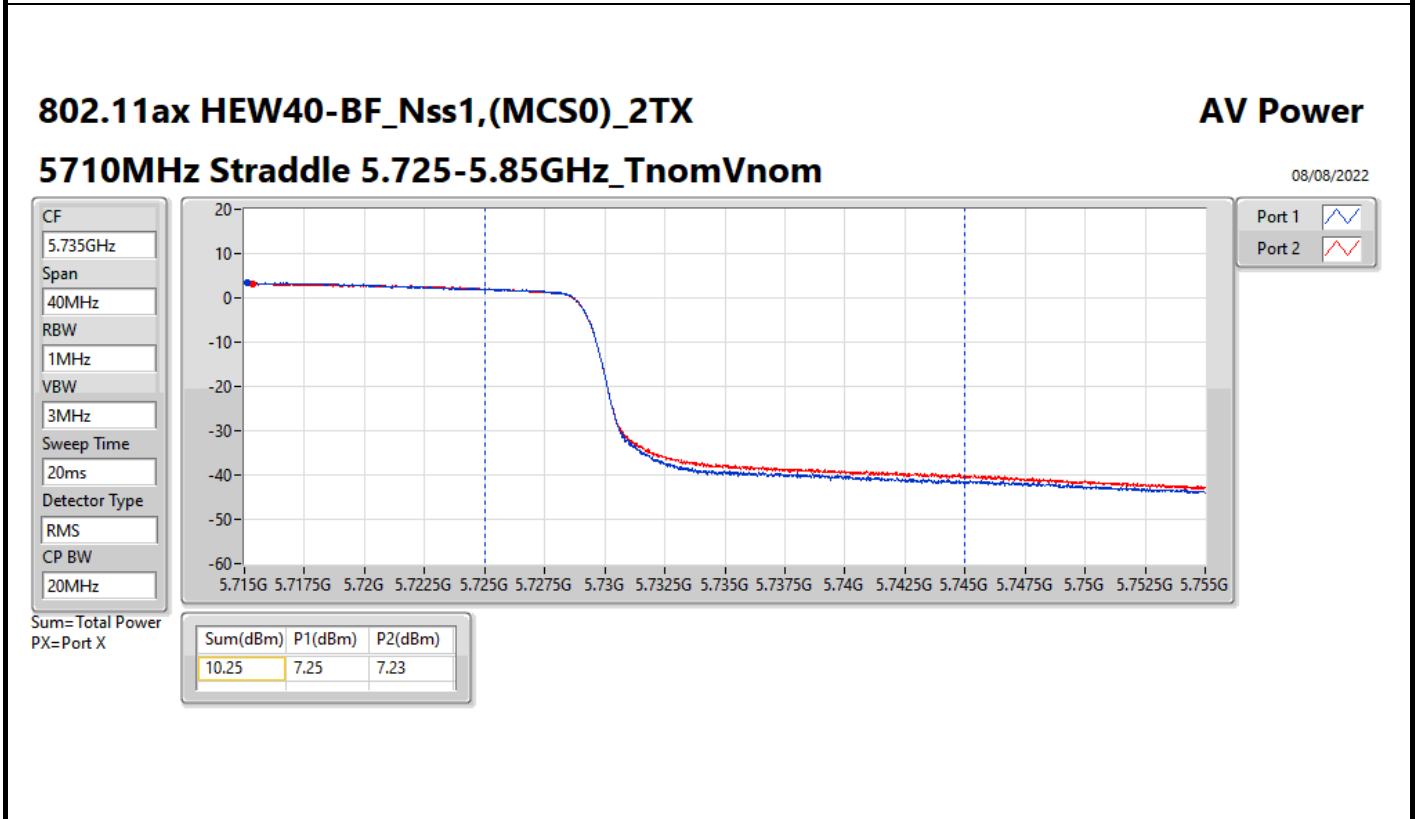
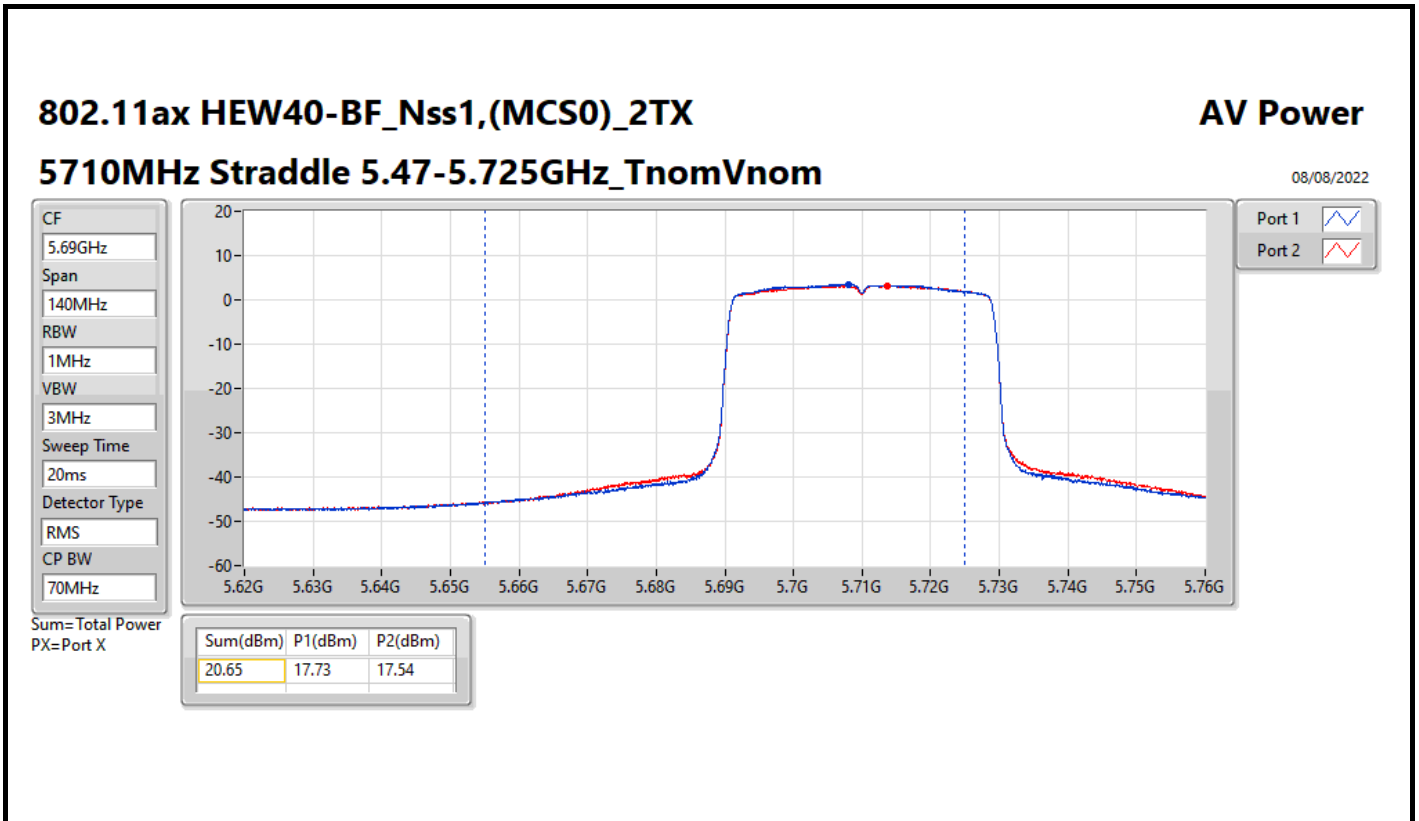


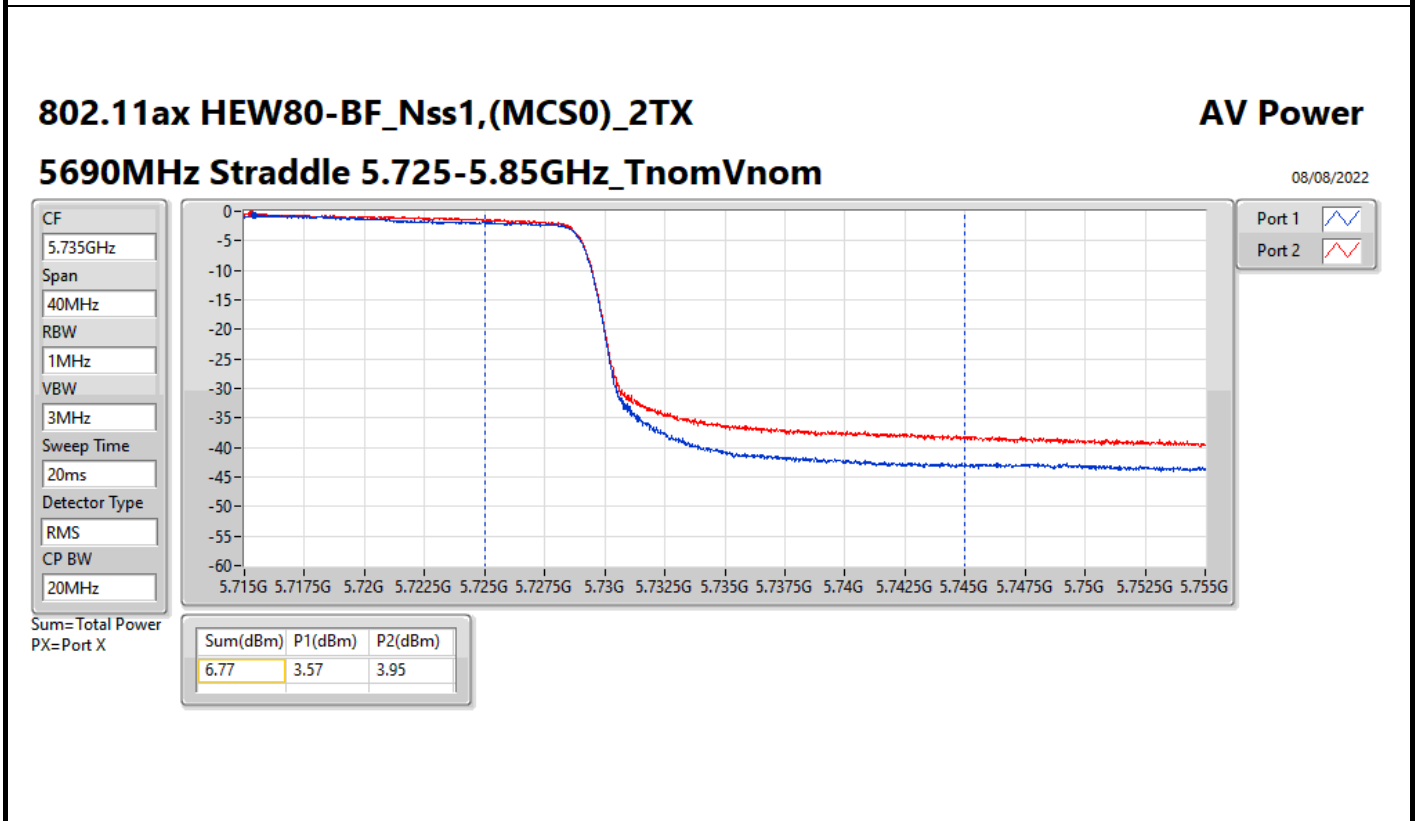
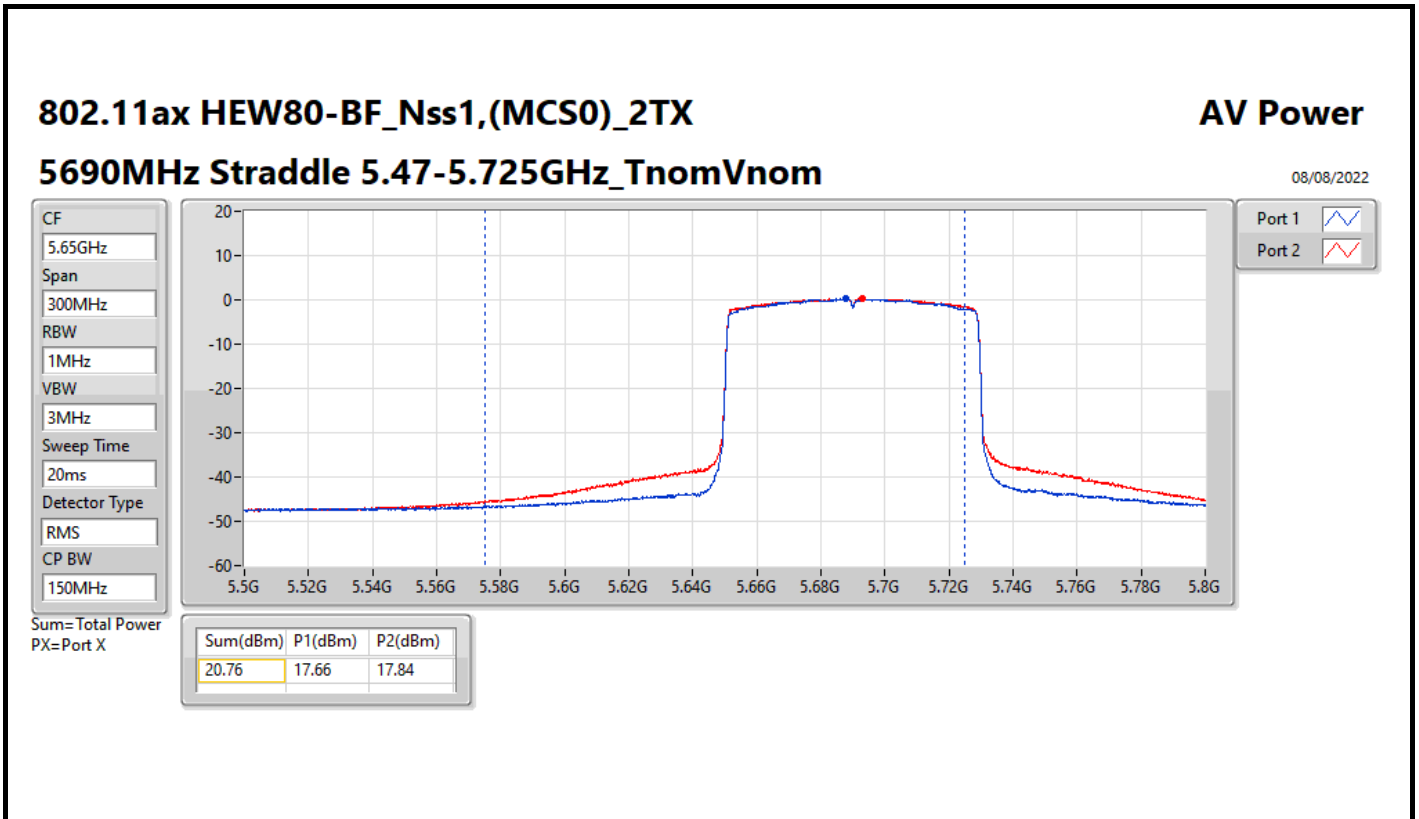
Result

Mode	Result	DG (dBi)	Port 1 (dBm)	Port 2 (dBm)	Total Power (dBm)	Power Limit (dBm)
802.11ax HEW20-BF_Nss1,(MCS0)_2TX	-	-	-	-	-	-
5260MHz	Pass	8.77	17.71	17.82	20.78	21.21
5300MHz	Pass	8.77	17.81	18.19	21.01	21.21
5320MHz	Pass	8.77	17.5	17.75	20.64	21.21
5500MHz	Pass	8.87	17.52	18.01	20.78	21.11
5580MHz	Pass	8.87	17.81	18.32	21.08	21.11
5700MHz	Pass	8.87	17.73	17.88	20.82	21.11
5720MHz Straddle 5.47-5.725GHz	Pass	8.87	16.42	16.81	19.63	21.11
5720MHz Straddle 5.725-5.85GHz	Pass	8.93	12.16	12.53	15.36	27.07
802.11ax HEW40-BF_Nss1,(MCS0)_2TX	-	-	-	-	-	-
5270MHz	Pass	8.77	17.86	17.83	20.86	21.21
5310MHz	Pass	8.77	17.63	18.08	20.87	21.21
5510MHz	Pass	8.87	16.92	17.54	20.25	21.11
5550MHz	Pass	8.87	17.64	18.22	20.95	21.11
5670MHz	Pass	8.87	17.71	17.98	20.86	21.11
5710MHz Straddle 5.47-5.725GHz	Pass	8.87	17.73	17.54	20.65	21.11
5710MHz Straddle 5.725-5.85GHz	Pass	8.93	7.25	7.23	10.25	27.07
802.11ax HEW80-BF_Nss1,(MCS0)_2TX	-	-	-	-	-	-
5290MHz	Pass	8.77	17.35	17.7	20.54	21.21
5530MHz	Pass	8.87	16.74	16.94	19.85	21.11
5610MHz	Pass	8.87	17.51	17.91	20.72	21.11
5690MHz Straddle 5.47-5.725GHz	Pass	8.87	17.66	17.84	20.76	21.11
5690MHz Straddle 5.725-5.85GHz	Pass	8.93	3.57	3.95	6.77	27.07
802.11ax HEW160-BF_Nss1,(MCS0)_2TX	-	-	-	-	-	-
5570MHz	Pass	8.87	17.84	18.04	20.95	21.11

DG = Directional Gain; Port X = Port X output power







Summary

Mode	PD (dBm/RBW)
5.25-5.35GHz	-
802.11a_Nss1,(6Mbps)_2TX	8.20
802.11ax HEW20_Nss1,(MCS0)_2TX	8.17
802.11ax HEW40_Nss1,(MCS0)_2TX	7.31
802.11ax HEW80_Nss1,(MCS0)_2TX	1.93
5.47-5.725GHz	-
802.11a_Nss1,(6Mbps)_2TX	8.06
802.11ax HEW20_Nss1,(MCS0)_2TX	8.10
802.11ax HEW40_Nss1,(MCS0)_2TX	8.04
802.11ax HEW80_Nss1,(MCS0)_2TX	4.42
802.11ax HEW160_Nss1,(MCS0)_2TX	-1.13
5.725-5.85GHz	-
802.11a_Nss1,(6Mbps)_2TX	6.20
802.11ax HEW20_Nss1,(MCS0)_2TX	6.35
802.11ax HEW40_Nss1,(MCS0)_2TX	5.16
802.11ax HEW80_Nss1,(MCS0)_2TX	1.10

RBW = 500kHz for 5.725-5.85GHz band / 1MHz for other band;

Result

Mode	Result	DG (dBi)	Port 1 (dBm/RBW)	Port 2 (dBm/RBW)	PD (dBm/RBW)	PD Limit (dBm/RBW)
802.11a_Nss1,(6Mbps)_2TX	-	-	-	-	-	-
5260MHz	Pass	8.77	5.11	5.37	8.20	8.23
5300MHz	Pass	8.77	5.08	5.48	8.20	8.23
5320MHz	Pass	8.77	4.90	5.41	8.08	8.23
5500MHz	Pass	8.87	5.01	5.24	8.06	8.13
5580MHz	Pass	8.87	4.74	5.29	7.93	8.13
5700MHz	Pass	8.87	5.03	4.94	7.90	8.13
5720MHz Straddle 5.47-5.725GHz	Pass	8.87	4.62	4.81	7.72	8.13
5720MHz Straddle 5.725-5.85GHz	Pass	8.93	2.93	3.49	6.20	27.07
802.11ax HEW20_Nss1,(MCS0)_2TX	-	-	-	-	-	-
5260MHz	Pass	8.77	4.94	5.21	8.02	8.23
5300MHz	Pass	8.77	5.01	5.46	8.17	8.23
5320MHz	Pass	8.77	4.61	5.30	7.94	8.23
5500MHz	Pass	8.87	4.93	5.29	8.10	8.13
5580MHz	Pass	8.87	4.75	5.35	8.01	8.13
5700MHz	Pass	8.87	4.56	4.57	7.56	8.13
5720MHz Straddle 5.47-5.725GHz	Pass	8.87	4.60	4.89	7.73	8.13
5720MHz Straddle 5.725-5.85GHz	Pass	8.93	3.24	3.62	6.35	27.07
802.11ax HEW40_Nss1,(MCS0)_2TX	-	-	-	-	-	-
5270MHz	Pass	8.77	4.25	4.42	7.31	8.23
5310MHz	Pass	8.77	1.78	2.45	5.13	8.23
5510MHz	Pass	8.87	0.67	1.41	4.03	8.13
5550MHz	Pass	8.87	3.95	4.56	7.24	8.13
5670MHz	Pass	8.87	2.39	2.65	5.45	8.13
5710MHz Straddle 5.47-5.725GHz	Pass	8.87	5.15	5.03	8.04	8.13
5710MHz Straddle 5.725-5.85GHz	Pass	8.93	2.06	2.27	5.16	27.07
802.11ax HEW80_Nss1,(MCS0)_2TX	-	-	-	-	-	-
5290MHz	Pass	8.77	-1.28	-0.83	1.93	8.23
5530MHz	Pass	8.87	-2.25	-2.29	0.62	8.13
5610MHz	Pass	8.87	0.22	0.30	3.21	8.13
5690MHz Straddle 5.47-5.725GHz	Pass	8.87	1.60	1.43	4.42	8.13
5690MHz Straddle 5.725-5.85GHz	Pass	8.93	-2.11	-1.63	1.10	27.07
802.11ax HEW160_Nss1,(MCS0)_2TX	-	-	-	-	-	-
5570MHz	Pass	8.87	-4.11	-4.01	-1.13	8.13

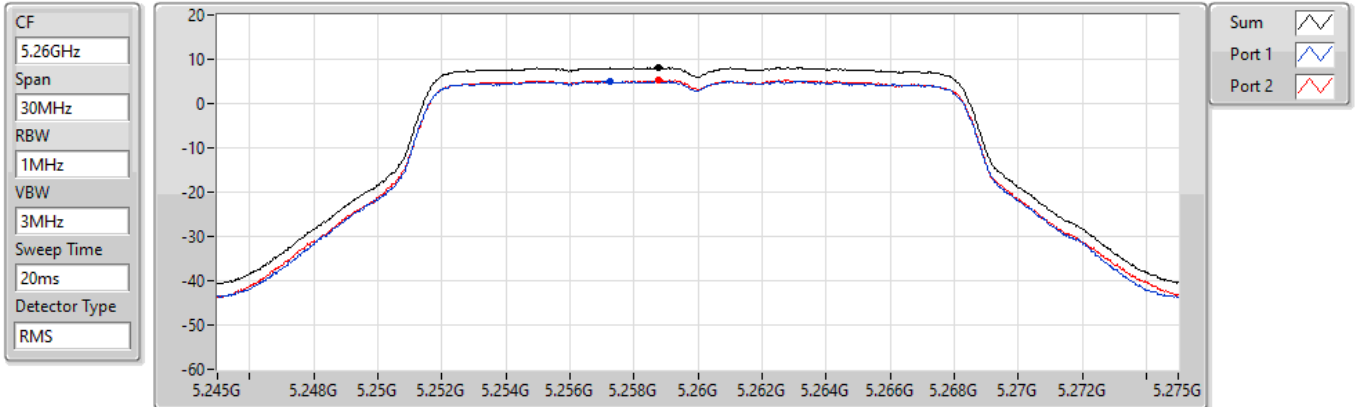
DG = Directional Gain; RBW = 500kHz for 5.725-5.85GHz band / 1MHz for other band;
 PD = trace bin-by-bin of each transmits port summing can be performed maximum power density; Port X = Port X Power Density;

802.11a_Nss1,(6Mbps)_2TX

PSD

5260MHz

08/08/2022



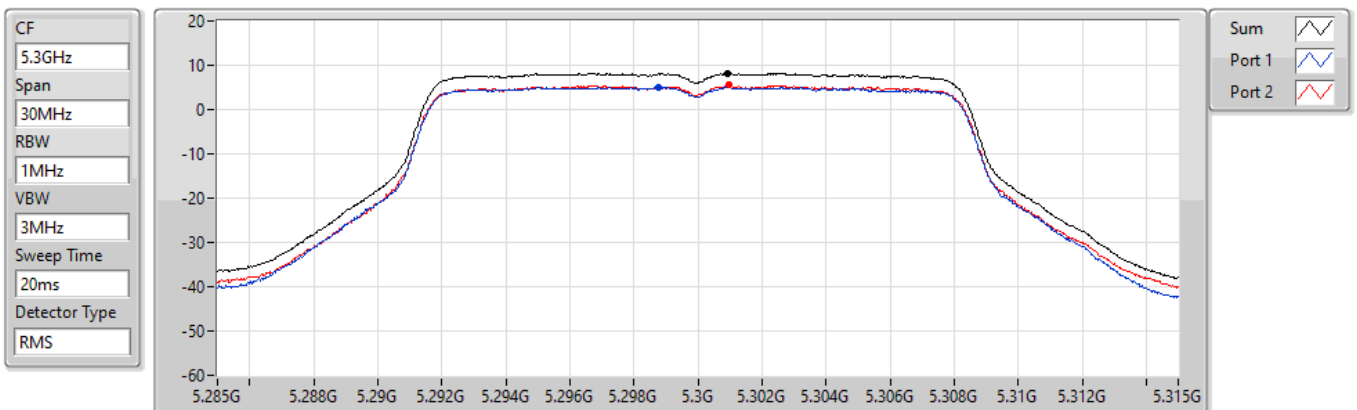
Sum	PD	Port 1	Port 2
(dBm/RBW)	(dBm/RBW)	(dBm/RBW)	(dBm/RBW)
8.20	8.20	5.11	5.37

802.11a_Nss1,(6Mbps)_2TX

PSD

5300MHz

08/08/2022



Sum	PD	Port 1	Port 2
(dBm/RBW)	(dBm/RBW)	(dBm/RBW)	(dBm/RBW)
8.20	8.20	5.08	5.48

802.11a_Nss1,(6Mbps)_2TX

PSD

5320MHz

08/08/2022

CF
5.32GHz

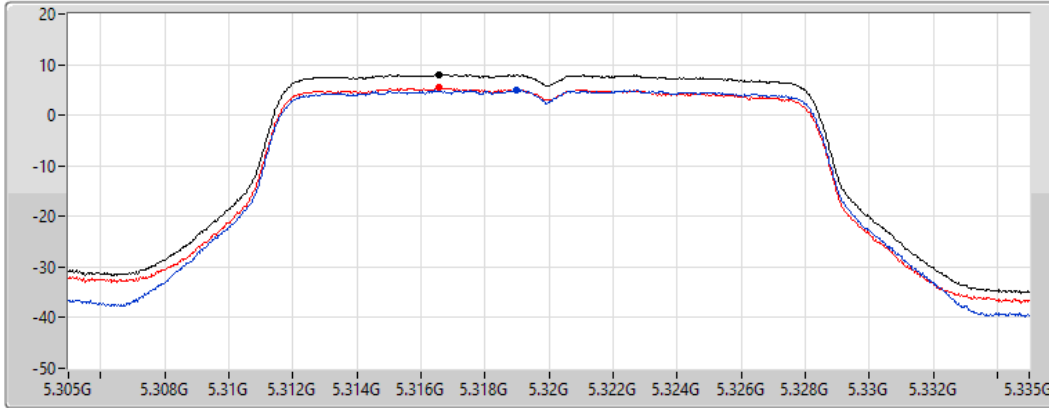
Span
30MHz

RBW
1MHz

VBW
3MHz

Sweep Time
20ms

Detector Type
RMS



Sum

Port 1

Port 2

Sum	PD	Port 1	Port 2
(dBm/RBW)	(dBm/RBW)	(dBm/RBW)	(dBm/RBW)
8.08	8.08	4.90	5.41

802.11a_Nss1,(6Mbps)_2TX

PSD

5500MHz

08/08/2022

CF
5.5GHz

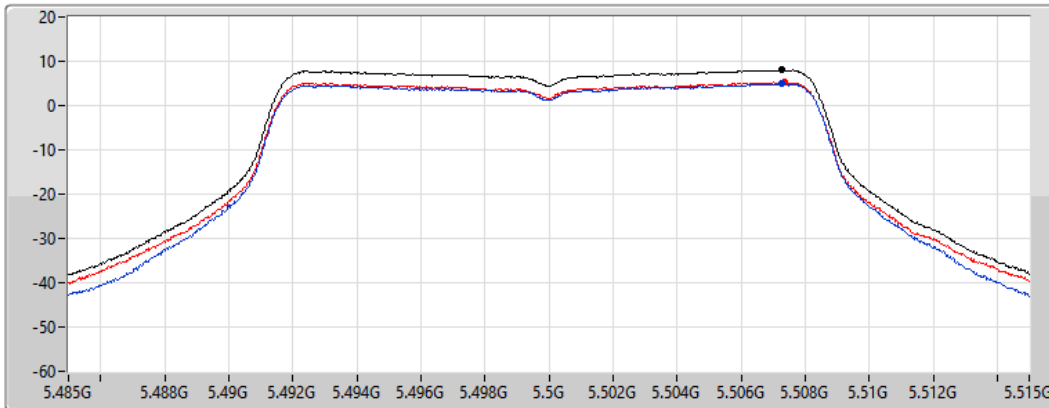
Span
30MHz

RBW
1MHz

VBW
3MHz

Sweep Time
20ms

Detector Type
RMS



Sum

Port 1

Port 2

Sum	PD	Port 1	Port 2
(dBm/RBW)	(dBm/RBW)	(dBm/RBW)	(dBm/RBW)
8.06	8.06	5.01	5.24

802.11a_Nss1,(6Mbps)_2TX

PSD

5580MHz

08/08/2022

CF
5.58GHz

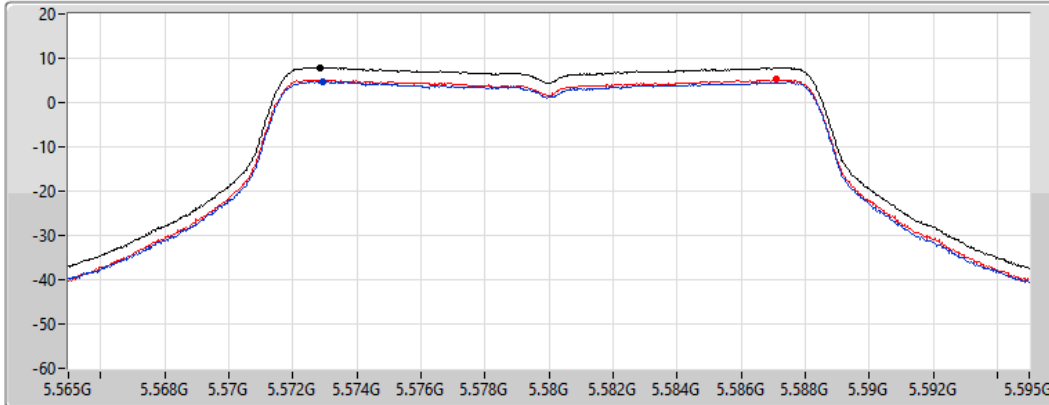
Span
30MHz


RBW
1MHz


VBW
3MHz


Sweep Time
20ms

Detector Type
RMS



Sum 

Port 1 

Port 2 

Sum	PD	Port 1	Port 2
(dBm/RBW)	(dBm/RBW)	(dBm/RBW)	(dBm/RBW)
7.93	7.93	4.74	5.29

802.11a_Nss1,(6Mbps)_2TX

PSD

5700MHz

08/08/2022

CF
5.7GHz

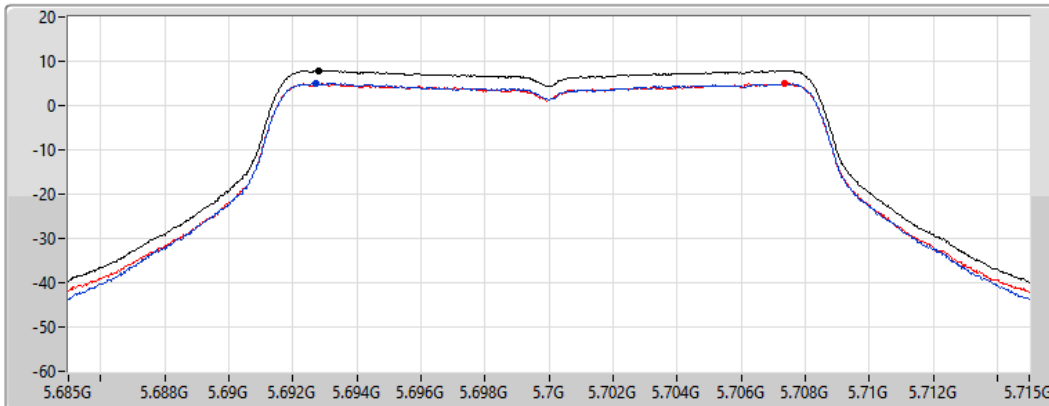
Span
30MHz


RBW
1MHz


VBW
3MHz


Sweep Time
20ms

Detector Type
RMS



Sum 

Port 1 

Port 2 

Sum	PD	Port 1	Port 2
(dBm/RBW)	(dBm/RBW)	(dBm/RBW)	(dBm/RBW)
7.90	7.90	5.03	4.94

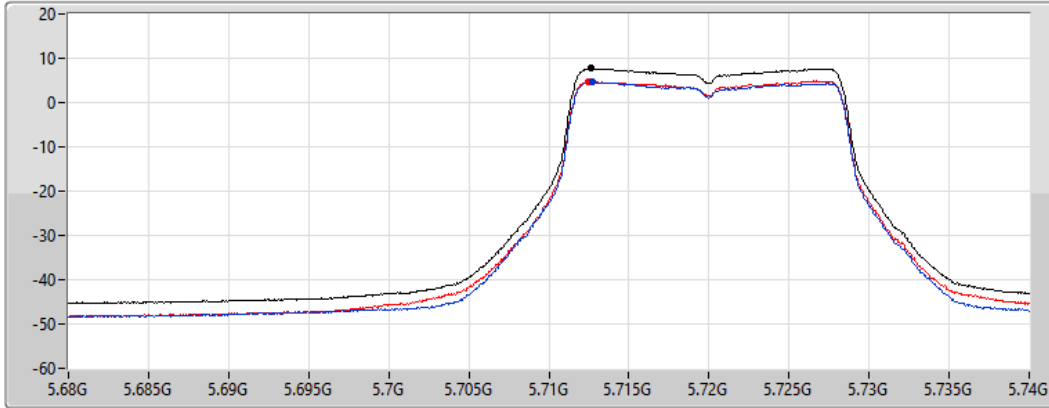
802.11a_Nss1,(6Mbps)_2TX

PSD

5720MHz Straddle 5.47-5.725GHz

08/08/2022

CF
5.71GHz
Span
60MHz
RBW
1MHz
VBW
3MHz
Sweep Time
20ms
Detector Type
RMS



Sum
Port 1
Port 2

Sum	PD	Port 1	Port 2
(dBm/RBW)	(dBm/RBW)	(dBm/RBW)	(dBm/RBW)
7.72	7.72	4.62	4.81

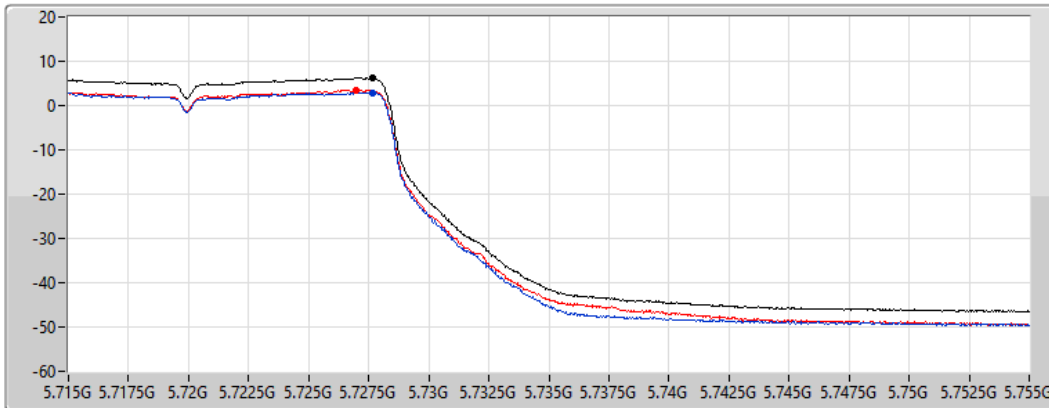
802.11a_Nss1,(6Mbps)_2TX

PSD

5720MHz Straddle 5.725-5.85GHz

08/08/2022

CF
5.735GHz
Span
40MHz
RBW
500kHz
VBW
3MHz
Sweep Time
20ms
Detector Type
RMS



Sum
Port 1
Port 2

Sum	PD	Port 1	Port 2
(dBm/RBW)	(dBm/RBW)	(dBm/RBW)	(dBm/RBW)
6.20	6.20	2.93	3.49

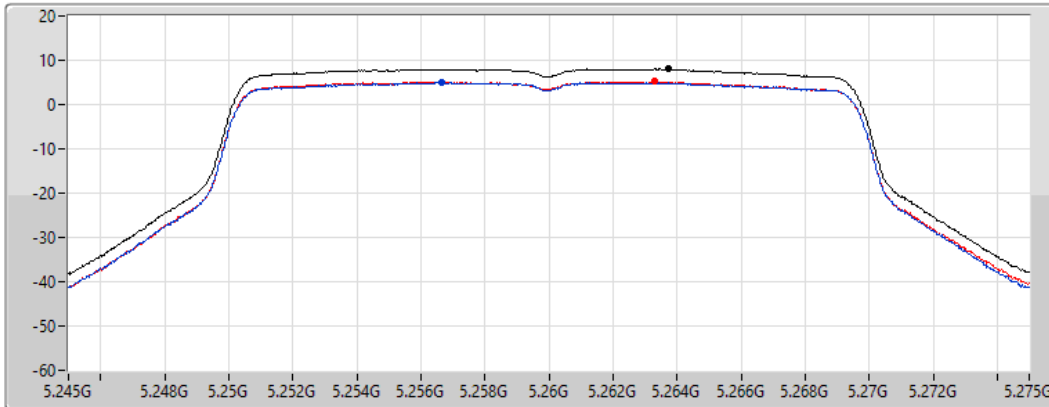
802.11ax HEW20_Nss1,(MCS0)_2TX




PSD

5260MHz

08/08/2022

CF
5.26GHz
Span
30MHz
RBW
1MHz
VBW
3MHz
Sweep Time
20ms
Detector Type
RMS



Sum 
Port 1 
Port 2 

Sum	PD	Port 1	Port 2
(dBm/RBW)	(dBm/RBW)	(dBm/RBW)	(dBm/RBW)
8.02	8.02	4.94	5.21

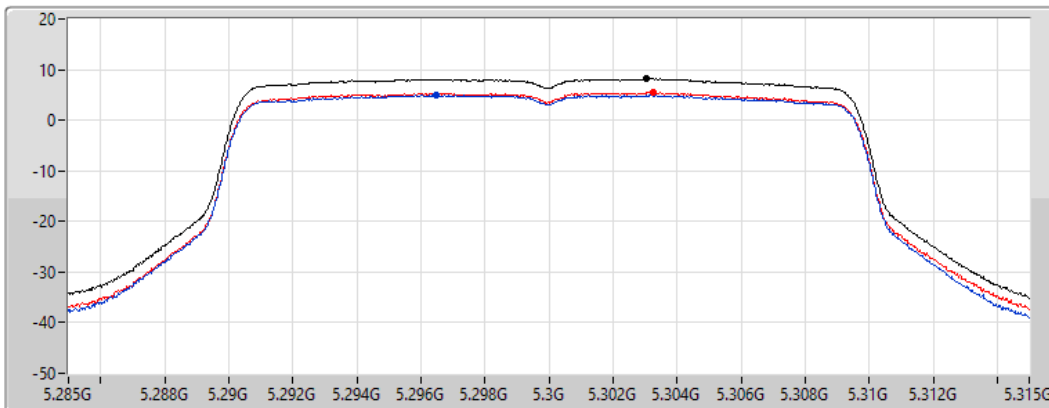
802.11ax HEW20_Nss1,(MCS0)_2TX




PSD

5300MHz

08/08/2022

CF
5.3GHz
Span
30MHz
RBW
1MHz
VBW
3MHz
Sweep Time
20ms
Detector Type
RMS



Sum 
Port 1 
Port 2 

Sum	PD	Port 1	Port 2
(dBm/RBW)	(dBm/RBW)	(dBm/RBW)	(dBm/RBW)
8.17	8.17	5.01	5.46

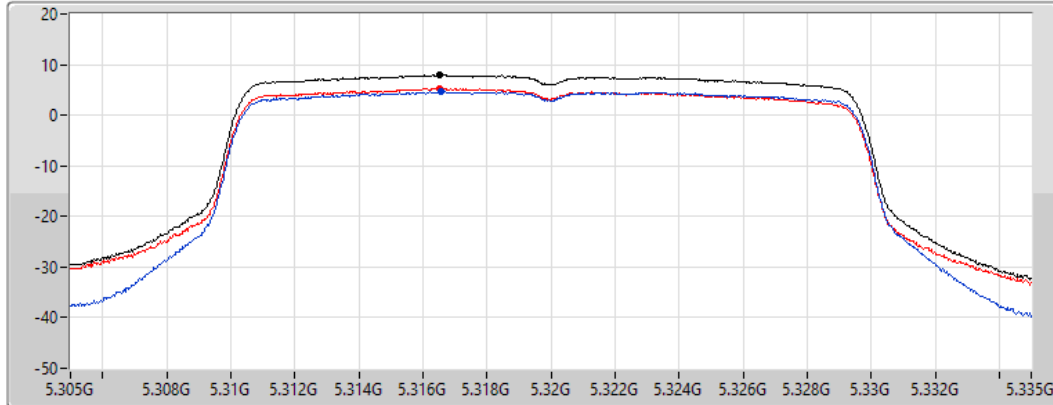
802.11ax HEW20_Nss1,(MCS0)_2TX

PSD

5320MHz

08/08/2022

CF
5.32GHz
Span
30MHz
RBW
1MHz
VBW
3MHz
Sweep Time
20ms
Detector Type
RMS



Sum
Port 1
Port 2

Sum	PD	Port 1	Port 2
(dBm/RBW)	(dBm/RBW)	(dBm/RBW)	(dBm/RBW)
7.94	7.94	4.61	5.30

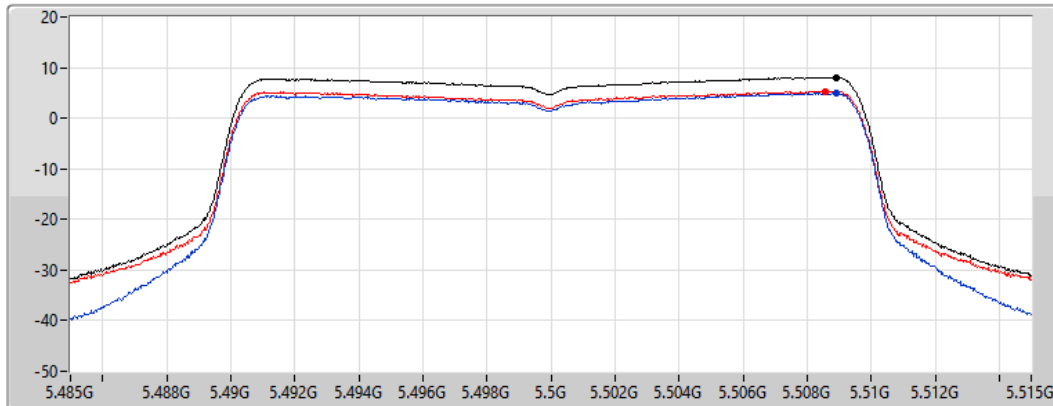
802.11ax HEW20_Nss1,(MCS0)_2TX

PSD

5500MHz

08/08/2022

CF
5.5GHz
Span
30MHz
RBW
1MHz
VBW
3MHz
Sweep Time
20ms
Detector Type
RMS



Sum
Port 1
Port 2

Sum	PD	Port 1	Port 2
(dBm/RBW)	(dBm/RBW)	(dBm/RBW)	(dBm/RBW)
8.10	8.10	4.93	5.29

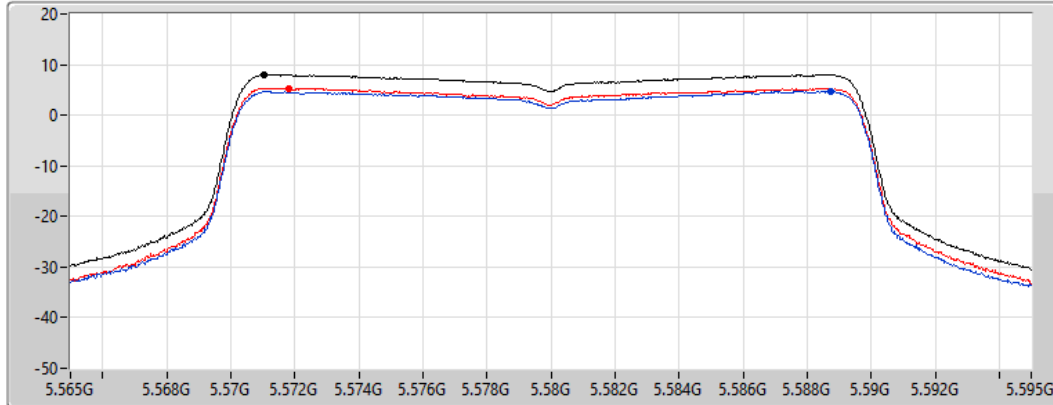
802.11ax HEW20_Nss1,(MCS0)_2TX




PSD

5580MHz

08/08/2022

CF
5.58GHz
Span
30MHz
RBW
1MHz
VBW
3MHz
Sweep Time
20ms
Detector Type
RMS



Sum 
Port 1 
Port 2 

Sum	PD	Port 1	Port 2
(dBm/RBW)	(dBm/RBW)	(dBm/RBW)	(dBm/RBW)
8.01	8.01	4.75	5.35

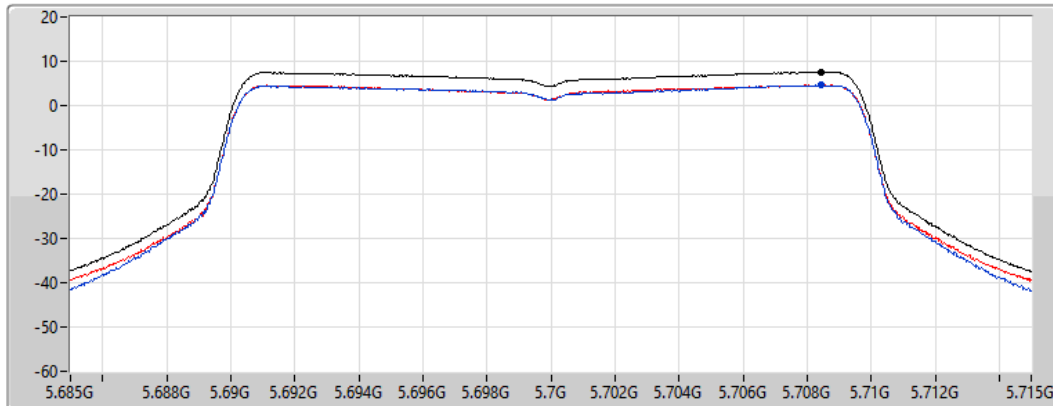
802.11ax HEW20_Nss1,(MCS0)_2TX




PSD

5700MHz

08/08/2022

CF
5.7GHz
Span
30MHz
RBW
1MHz
VBW
3MHz
Sweep Time
20ms
Detector Type
RMS



Sum 
Port 1 
Port 2 

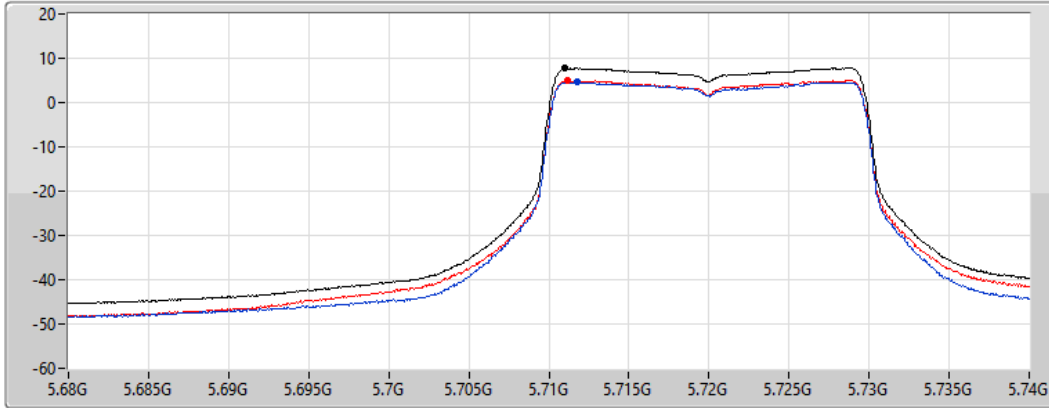
Sum	PD	Port 1	Port 2
(dBm/RBW)	(dBm/RBW)	(dBm/RBW)	(dBm/RBW)
7.56	7.56	4.56	4.57

802.11ax HEW20_Nss1,(MCS0)_2TX
5720MHz Straddle 5.47-5.725GHz

PSD

08/08/2022

CF
 5.71GHz
 Span
 60MHz
 RBW
 1MHz
 VBW
 3MHz
 Sweep Time
 20ms
 Detector Type
 RMS



Sum
 Port 1
 Port 2

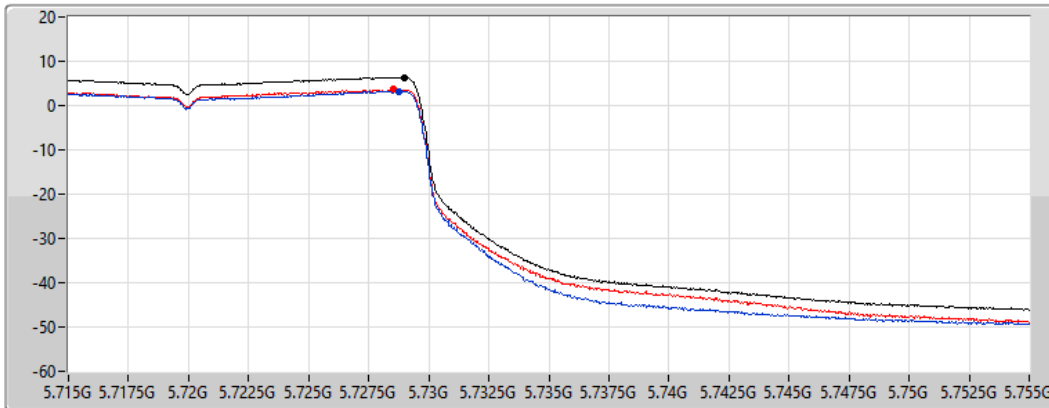
Sum	PD	Port 1	Port 2
(dBm/RBW)	(dBm/RBW)	(dBm/RBW)	(dBm/RBW)
7.73	7.73	4.60	4.89

802.11ax HEW20_Nss1,(MCS0)_2TX
5720MHz Straddle 5.725-5.85GHz

PSD

08/08/2022

CF
 5.735GHz
 Span
 40MHz
 RBW
 500kHz
 VBW
 3MHz
 Sweep Time
 20ms
 Detector Type
 RMS



Sum
 Port 1
 Port 2

Sum	PD	Port 1	Port 2
(dBm/RBW)	(dBm/RBW)	(dBm/RBW)	(dBm/RBW)
6.35	6.35	3.24	3.62

802.11ax HEW40_Nss1,(MCS0)_2TX

PSD

5270MHz

08/08/2022

CF
5.27GHz

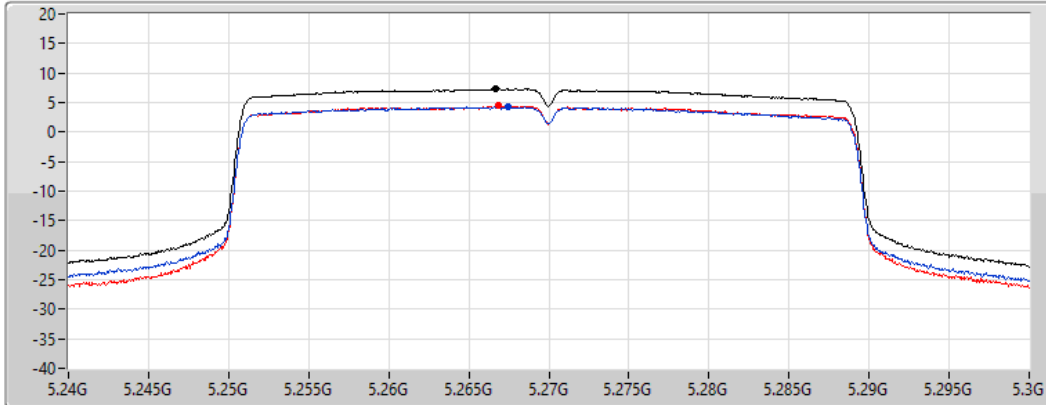
Span
60MHz

RBW
1MHz

VBW
3MHz

Sweep Time
20ms

Detector Type
RMS



Sum

Port 1

Port 2

Sum	PD	Port 1	Port 2
(dBm/RBW)	(dBm/RBW)	(dBm/RBW)	(dBm/RBW)
7.31	7.31	4.25	4.42

802.11ax HEW40_Nss1,(MCS0)_2TX

PSD

5310MHz

08/08/2022

CF
5.31GHz

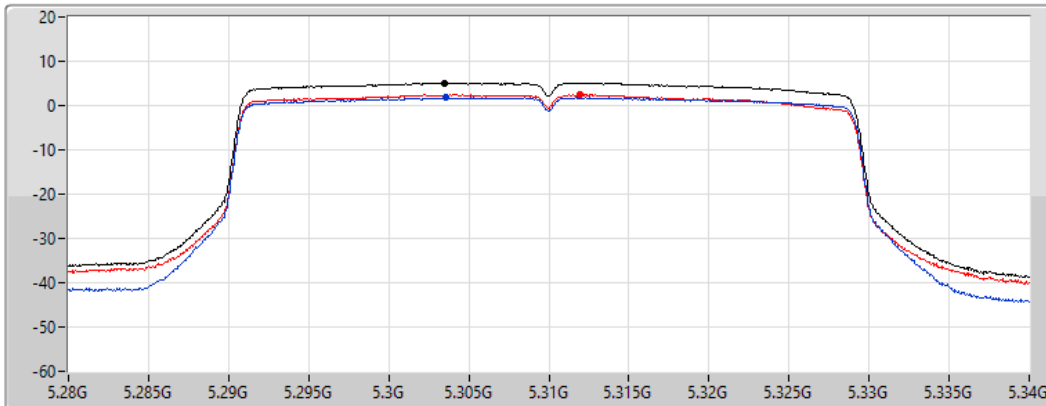
Span
60MHz

RBW
1MHz

VBW
3MHz

Sweep Time
20ms

Detector Type
RMS



Sum

Port 1

Port 2

Sum	PD	Port 1	Port 2
(dBm/RBW)	(dBm/RBW)	(dBm/RBW)	(dBm/RBW)
5.13	5.13	1.78	2.45

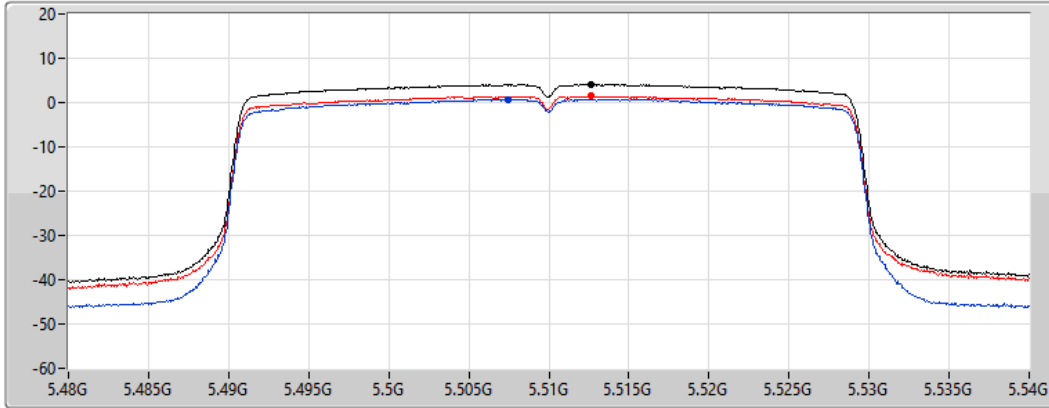
802.11ax HEW40_Nss1,(MCS0)_2TX

PSD

5510MHz

08/08/2022

CF
5.51GHz
Span
60MHz
RBW
1MHz
VBW
3MHz
Sweep Time
20ms
Detector Type
RMS



Sum
Port 1
Port 2

Sum	PD	Port 1	Port 2
(dBm/RBW)	(dBm/RBW)	(dBm/RBW)	(dBm/RBW)
4.03	4.03	0.67	1.41

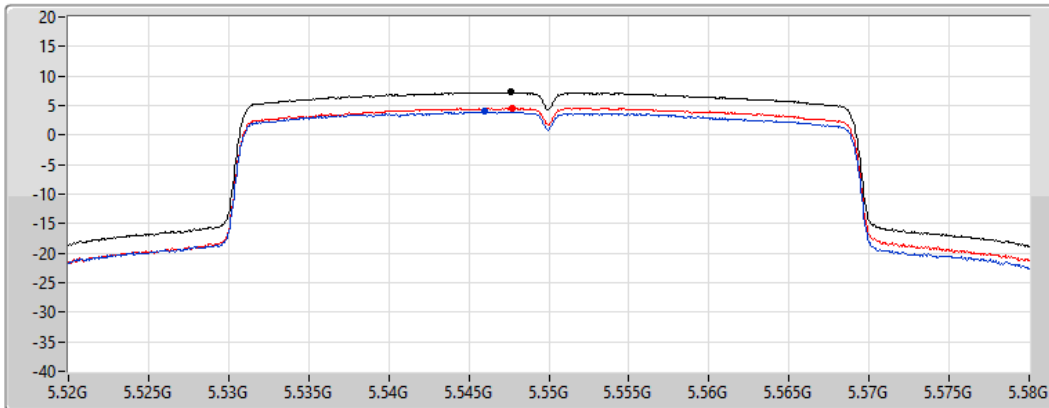
802.11ax HEW40_Nss1,(MCS0)_2TX

PSD

5550MHz

08/08/2022

CF
5.55GHz
Span
60MHz
RBW
1MHz
VBW
3MHz
Sweep Time
20ms
Detector Type
RMS



Sum
Port 1
Port 2

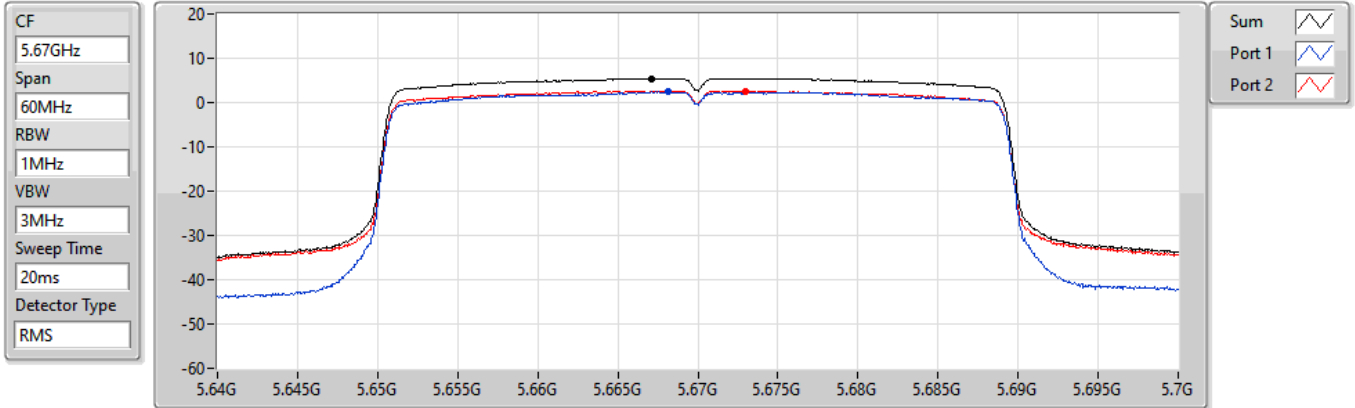
Sum	PD	Port 1	Port 2
(dBm/RBW)	(dBm/RBW)	(dBm/RBW)	(dBm/RBW)
7.24	7.24	3.95	4.56

802.11ax HEW40_Nss1,(MCS0)_2TX

PSD

5670MHz

08/08/2022



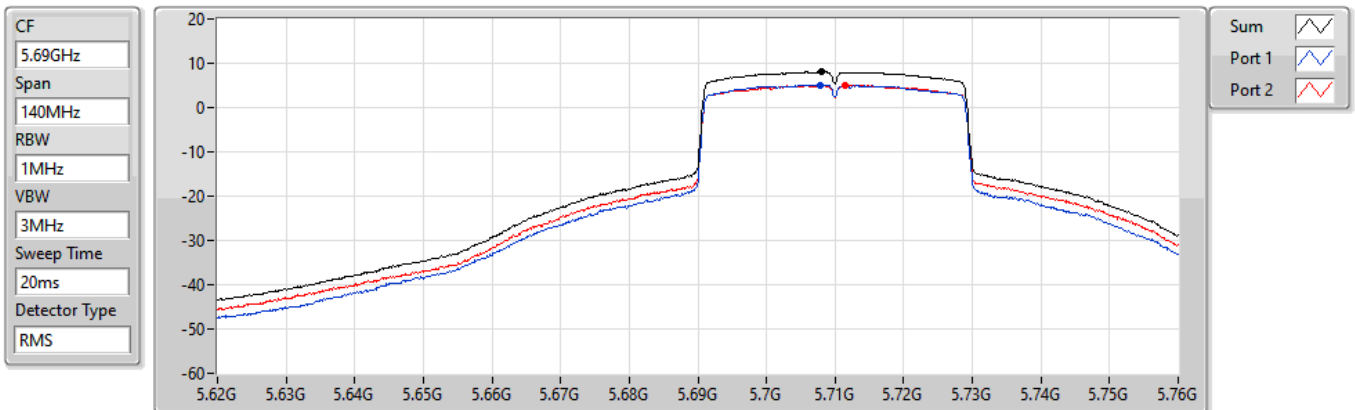
Sum	PD	Port 1	Port 2
(dBm/1MHz)	(dBm/1MHz)	(dBm/1MHz)	(dBm/1MHz)
5.45	5.45	2.39	2.65

802.11ax HEW40_Nss1,(MCS0)_2TX

PSD

5710MHz Straddle 5.47-5.725GHz

08/08/2022



Sum	PD	Port 1	Port 2
(dBm/1MHz)	(dBm/1MHz)	(dBm/1MHz)	(dBm/1MHz)
8.04	8.04	5.15	5.03

802.11ax HEW40_Nss1,(MCS0)_2TX

PSD

5710MHz Straddle 5.725-5.85GHz

08/08/2022

CF
5.735GHz

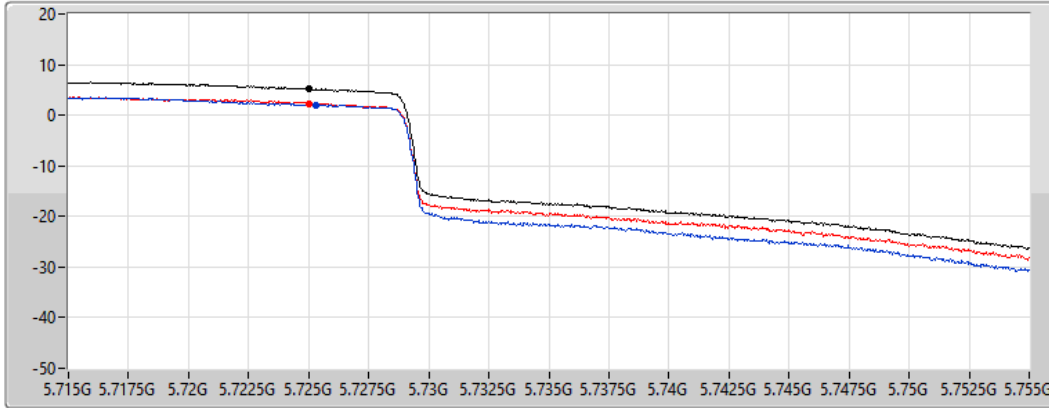
Span
40MHz

RBW
500kHz

VBW
3MHz

Sweep Time
20ms

Detector Type
RMS



Sum

Port 1

Port 2

Sum	PD	Port 1	Port 2
(dBm/RBW)	(dBm/RBW)	(dBm/RBW)	(dBm/RBW)
5.16	5.16	2.06	2.27

802.11ax HEW80_Nss1,(MCS0)_2TX

PSD

5290MHz

08/08/2022

CF
5.29GHz

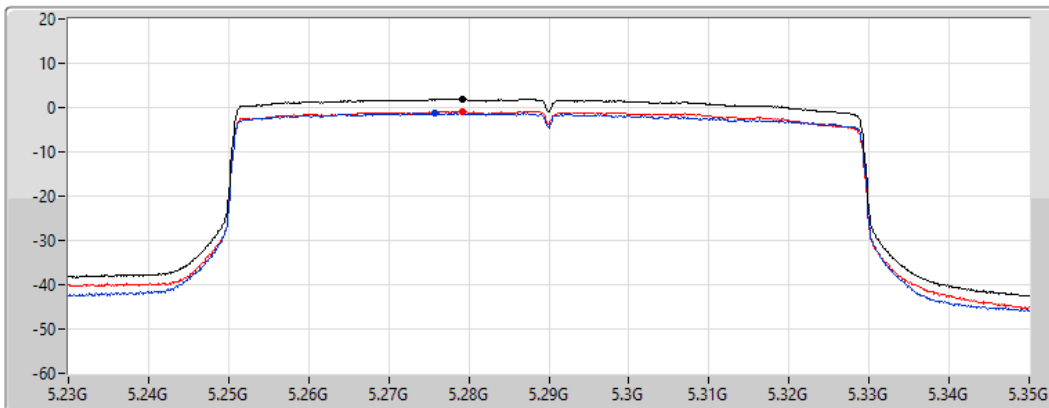
Span
120MHz

RBW
1MHz

VBW
3MHz

Sweep Time
20ms

Detector Type
RMS



Sum

Port 1

Port 2

Sum	PD	Port 1	Port 2
(dBm/RBW)	(dBm/RBW)	(dBm/RBW)	(dBm/RBW)
1.93	1.93	-1.28	-0.83

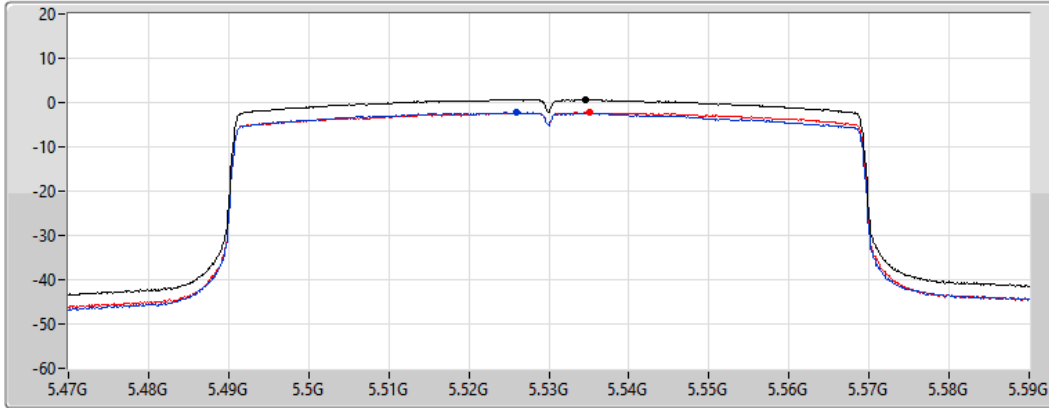
802.11ax HEW80_Nss1,(MCS0)_2TX

PSD

5530MHz

08/08/2022

CF
5.53GHz
Span
120MHz
RBW
1MHz
VBW
3MHz
Sweep Time
20ms
Detector Type
RMS



Sum
Port 1
Port 2

Sum	PD	Port 1	Port 2
(dBm/RBW)	(dBm/RBW)	(dBm/RBW)	(dBm/RBW)
0.62	0.62	-2.25	-2.29

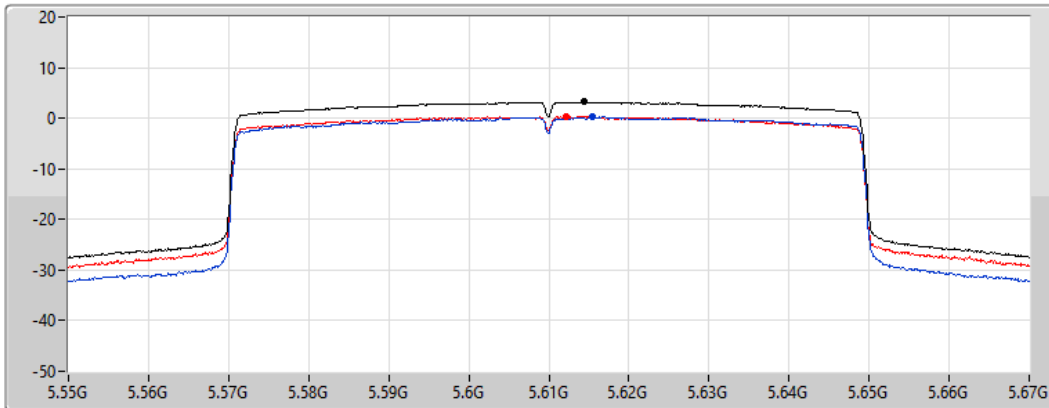
802.11ax HEW80_Nss1,(MCS0)_2TX

PSD

5610MHz

08/08/2022

CF
5.61GHz
Span
120MHz
RBW
1MHz
VBW
3MHz
Sweep Time
20ms
Detector Type
RMS



Sum
Port 1
Port 2

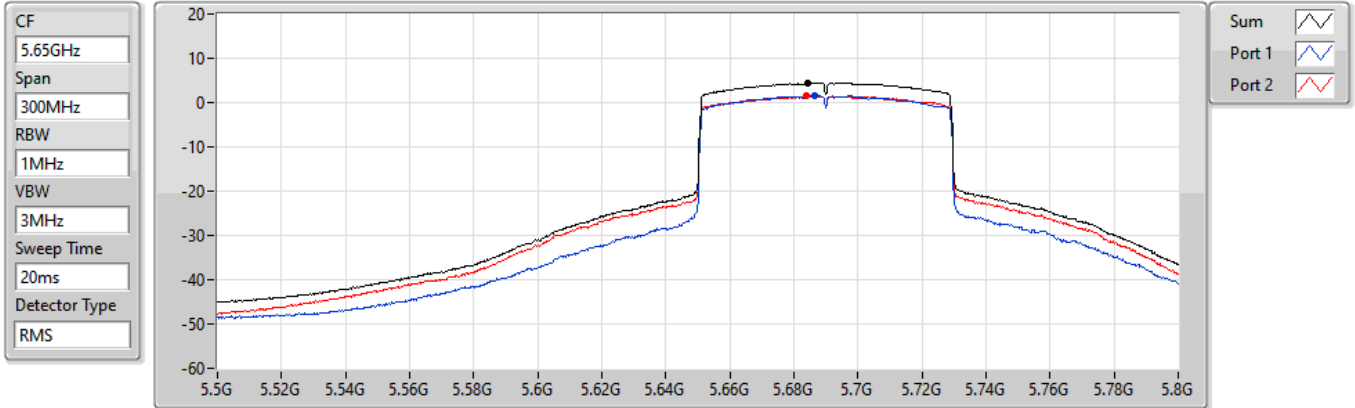
Sum	PD	Port 1	Port 2
(dBm/RBW)	(dBm/RBW)	(dBm/RBW)	(dBm/RBW)
3.21	3.21	0.22	0.30

802.11ax HEW80_Nss1,(MCS0)_2TX

PSD

5690MHz Straddle 5.47-5.725GHz

08/08/2022



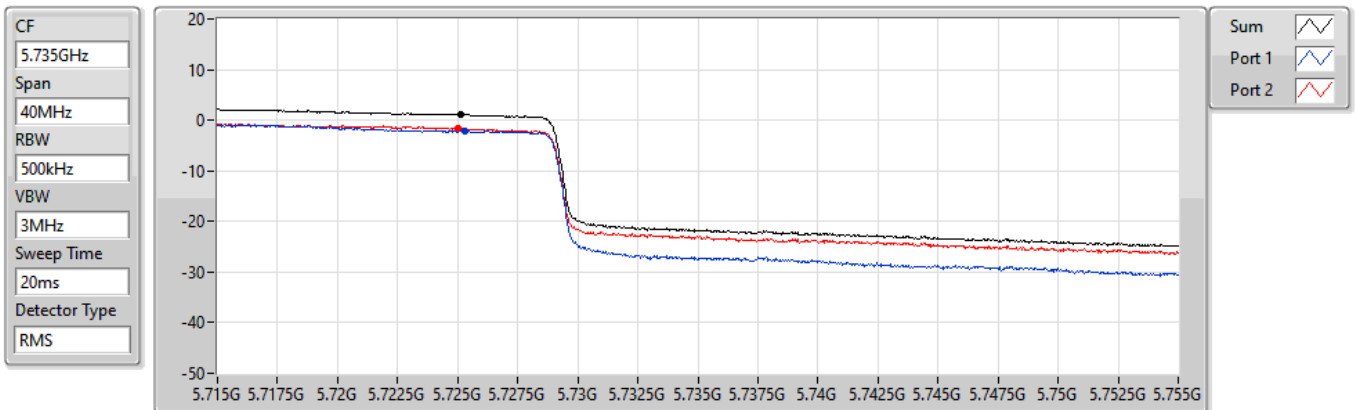
Sum	PD	Port 1	Port 2
(dBm/RBW)	(dBm/RBW)	(dBm/RBW)	(dBm/RBW)
4.42	4.42	1.60	1.43

802.11ax HEW80_Nss1,(MCS0)_2TX

PSD

5690MHz Straddle 5.725-5.85GHz

08/08/2022



Sum	PD	Port 1	Port 2
(dBm/RBW)	(dBm/RBW)	(dBm/RBW)	(dBm/RBW)
1.10	1.10	-2.11	-1.63

802.11ax HEW160_Nss1,(MCS0)_2TX

PSD

5570MHz

08/08/2022

CF
5.57GHz

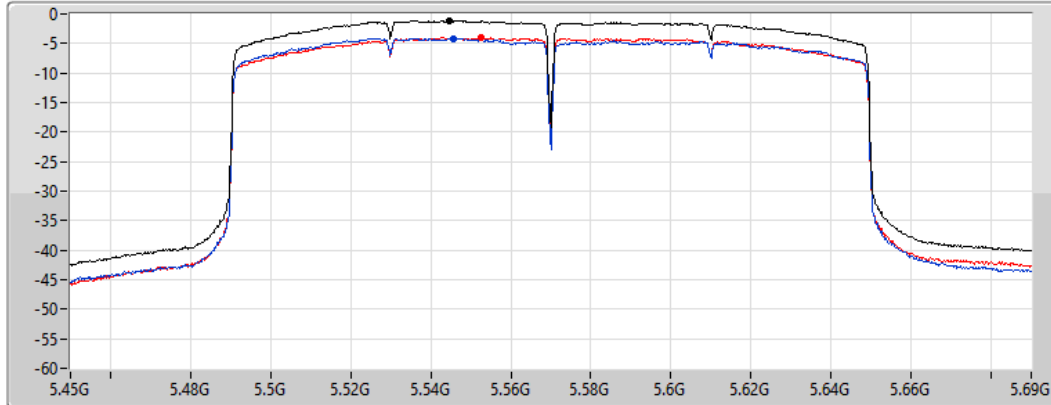
Span
240MHz


RBW
1MHz


VBW
3MHz


Sweep Time
20ms

Detector Type
RMS



Sum 

Port 1 

Port 2 

Sum	PD	Port 1	Port 2
(dBm/RBW)	(dBm/RBW)	(dBm/RBW)	(dBm/RBW)
-1.13	-1.13	-4.11	-4.01

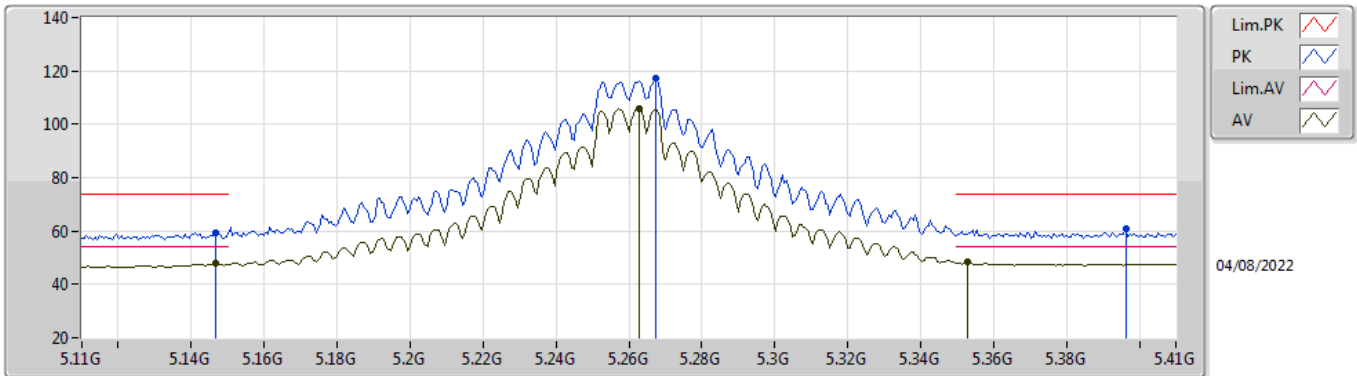


Summary

Mode	Result	Type	Freq (Hz)	Level (dBuV/m)	Limit (dBuV/m)	Margin (dB)	Dist (m)	Condition	Azimuth (°)	Height (m)	Comments
5.25-5.35GHz	-	-	-	-	-	-	-	-	-	-	-
802.11ax HEW20_Nss1,(MCS0)_2TX	Pass	AV	5.35G	53.89	54.00	-0.11	3	Vertical	334	2.66	-

802.11a_Nss1,(6Mbps)_2TX

5260MHz_TnomVnom

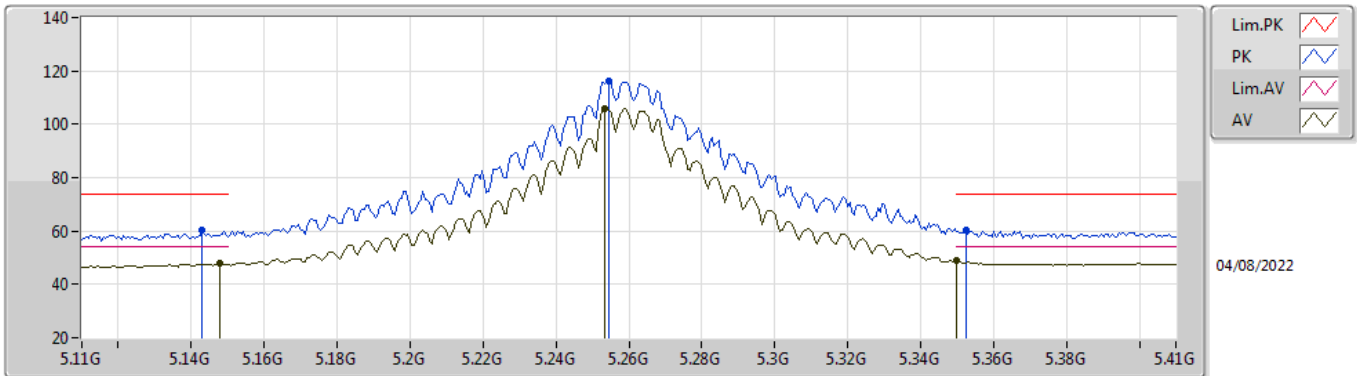


EUT_Z_2TX
Setting 23
02-F-K-3-10

Type	Freq (Hz)	Level (dBuV/m)	Limit (dBuV/m)	Margin (dB)	Raw (dBuV)	Dist (m)	Condition	Azimuth (°)	Height (m)	Comment	AF (dB)	CL (dB)	PA (dB)
PK	5.1466G	59.38	74.00	-14.62	51.27	3	Vertical	16	2.40	-	33.59	5.25	30.73
AV	5.1466G	47.76	54.00	-6.24	39.65	3	Vertical	16	2.40	-	33.59	5.25	30.73
PK	5.2672G	117.50	Inf	-Inf	109.16	3	Vertical	16	2.40	-	33.73	5.33	30.72
AV	5.263G	105.69	Inf	-Inf	97.35	3	Vertical	16	2.40	-	33.73	5.33	30.72
PK	5.3962G	60.66	74.00	-13.34	51.99	3	Vertical	16	2.40	-	33.99	5.40	30.72
AV	5.353G	48.23	54.00	-5.77	39.66	3	Vertical	16	2.40	-	33.91	5.38	30.72

802.11a_Nss1,(6Mbps)_2TX

5260MHz_TnomVnom

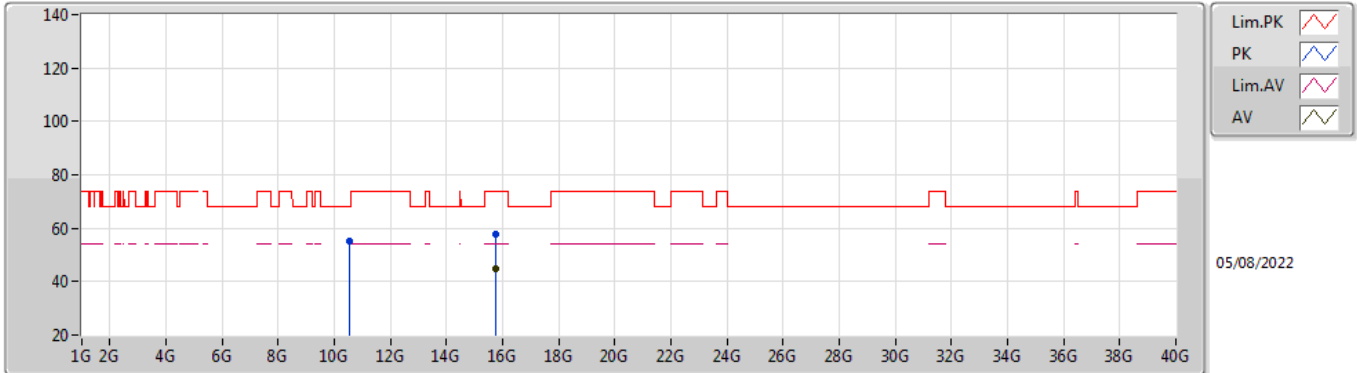


EUT_Z_2TX
Setting 23
02-F-K-3-10

Type	Freq (Hz)	Level (dBuV/m)	Limit (dBuV/m)	Margin (dB)	Raw (dBuV)	Dist (m)	Condition	Azimuth (°)	Height (m)	Comment	AF (dB)	CL (dB)	PA (dB)
PK	5.143G	60.19	74.00	-13.81	52.09	3	Horizontal	142	2.69	-	33.59	5.24	30.73
AV	5.1478G	47.87	54.00	-6.13	39.75	3	Horizontal	142	2.69	-	33.60	5.25	30.73
PK	5.2546G	116.33	Inf	-Inf	108.01	3	Horizontal	142	2.69	-	33.71	5.33	30.72
AV	5.2534G	105.86	Inf	-Inf	97.54	3	Horizontal	142	2.69	-	33.71	5.33	30.72
PK	5.3524G	60.40	74.00	-13.60	51.84	3	Horizontal	142	2.69	-	33.90	5.38	30.72
AV	5.35G	48.73	54.00	-5.27	40.17	3	Horizontal	142	2.69	-	33.90	5.38	30.72

802.11a_Nss1,(6Mbps)_2TX

5260MHz_TnomVnom

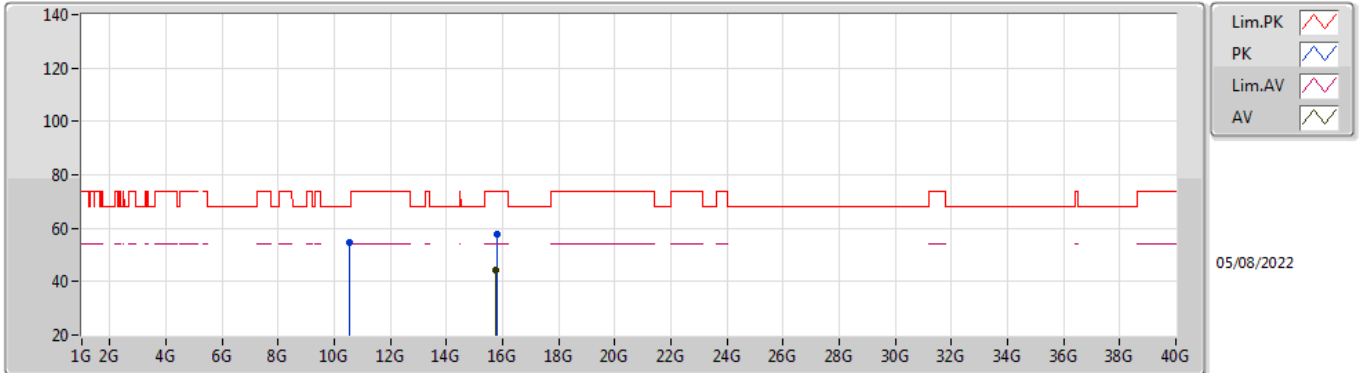


EUT_Z_2TX
Setting 23
02-F-G-4

Type	Freq (Hz)	Level (dBuV/m)	Limit (dBuV/m)	Margin (dB)	Raw (dBuV)	Dist (m)	Condition	Azimuth (°)	Height (m)	Comment	AF (dB)	CL (dB)	PA (dB)
PK	10.52004G	55.04	68.20	-13.16	40.80	3	Vertical	292	2.00	-	38.58	7.51	31.85
PK	15.77776G	57.52	74.00	-16.48	41.59	3	Vertical	270	1.28	-	37.50	9.90	31.47
AV	15.7762G	44.68	54.00	-9.32	28.75	3	Vertical	270	1.28	-	37.50	9.90	31.47

802.11a_Nss1,(6Mbps)_2TX

5260MHz_TnomVnom

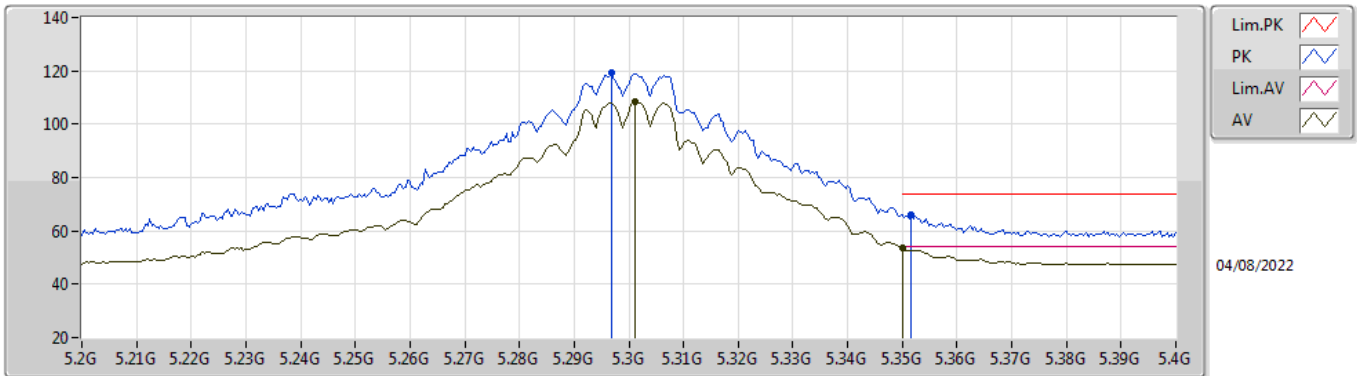


EUT_Z_2TX
Setting 23
02-F-G-4

Type	Freq (Hz)	Level (dBuV/m)	Limit (dBuV/m)	Margin (dB)	Raw (dBuV)	Dist (m)	Condition	Azimuth (°)	Height (m)	Comment	AF (dB)	CL (dB)	PA (dB)
PK	10.51969G	54.59	68.20	-13.61	40.35	3	Horizontal	158	1.80	-	38.58	7.51	31.85
PK	15.78098G	57.93	74.00	-16.07	42.01	3	Horizontal	345	1.89	-	37.50	9.90	31.48
AV	15.77598G	44.52	54.00	-9.48	28.59	3	Horizontal	345	1.89	-	37.50	9.90	31.47

802.11a_Nss1,(6Mbps)_2TX

5300MHz_TnomVnom

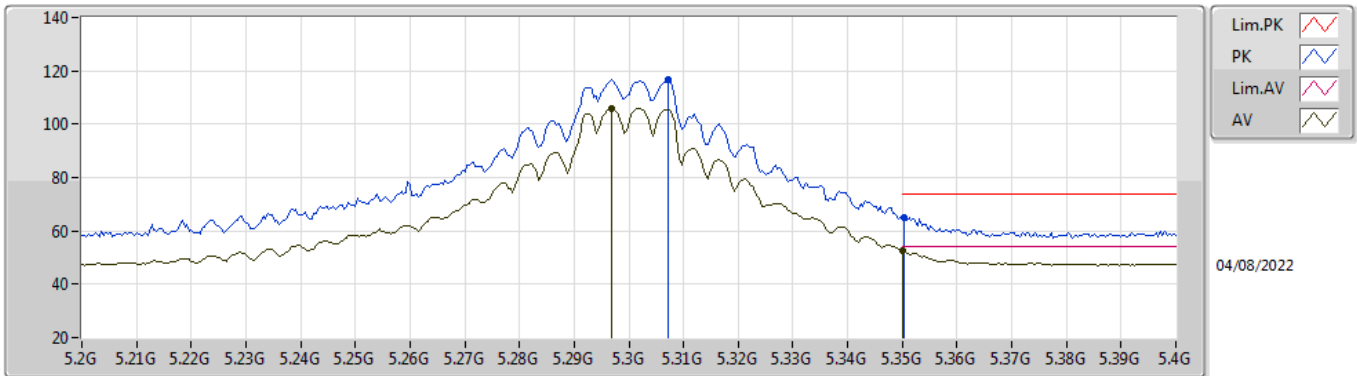


EUT_Z_2TX
Setting 21.5
02-F-K-3-10

Type	Freq (Hz)	Level (dBuV/m)	Limit (dBuV/m)	Margin (dB)	Raw (dBuV)	Dist (m)	Condition	Azimuth (°)	Height (m)	Comment	AF (dB)	CL (dB)	PA (dB)
PK	5.2968G	119.16	Inf	-Inf	110.74	3	Vertical	336	2.81	-	33.79	5.35	30.72
AV	5.3012G	108.68	Inf	-Inf	100.25	3	Vertical	336	2.81	-	33.80	5.35	30.72
PK	5.3516G	66.08	74.00	-7.92	57.52	3	Vertical	336	2.81	-	33.90	5.38	30.72
AV	5.35G	53.52	54.00	-0.48	44.96	3	Vertical	336	2.81	-	33.90	5.38	30.72

802.11a_Nss1,(6Mbps)_2TX

5300MHz_TnomVnom

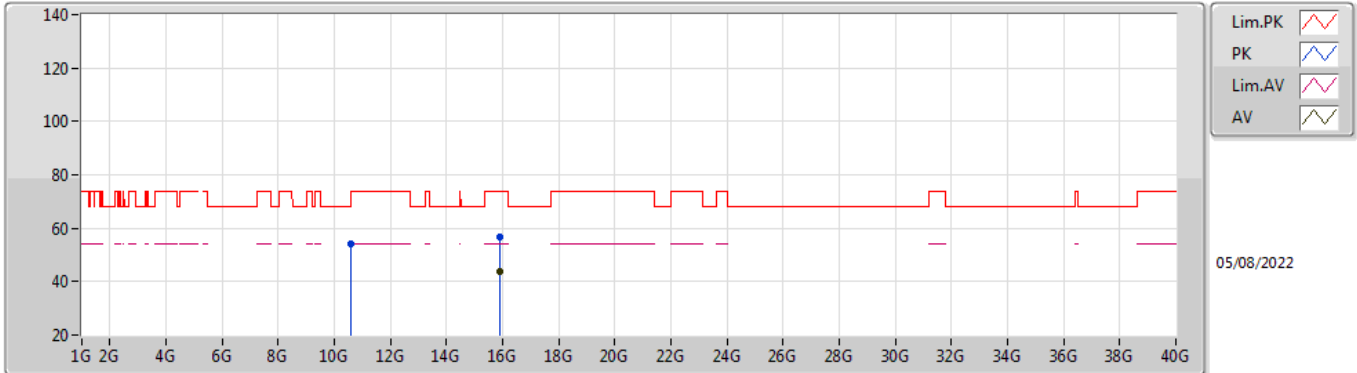


EUT_Z_2TX
Setting 21.5
02-F-K-3-10

Type	Freq (Hz)	Level (dBuV/m)	Limit (dBuV/m)	Margin (dB)	Raw (dBuV)	Dist (m)	Condition	Azimuth (°)	Height (m)	Comment	AF (dB)	CL (dB)	PA (dB)
PK	5.3072G	116.80	Inf	-Inf	108.36	3	Horizontal	142	2.78	-	33.81	5.35	30.72
AV	5.2968G	106.04	Inf	-Inf	97.62	3	Horizontal	142	2.78	-	33.79	5.35	30.72
PK	5.3504G	65.12	74.00	-8.88	56.56	3	Horizontal	142	2.78	-	33.90	5.38	30.72
AV	5.35G	52.34	54.00	-1.66	43.78	3	Horizontal	142	2.78	-	33.90	5.38	30.72

802.11a_Nss1,(6Mbps)_2TX

5300MHz_TnomVnom

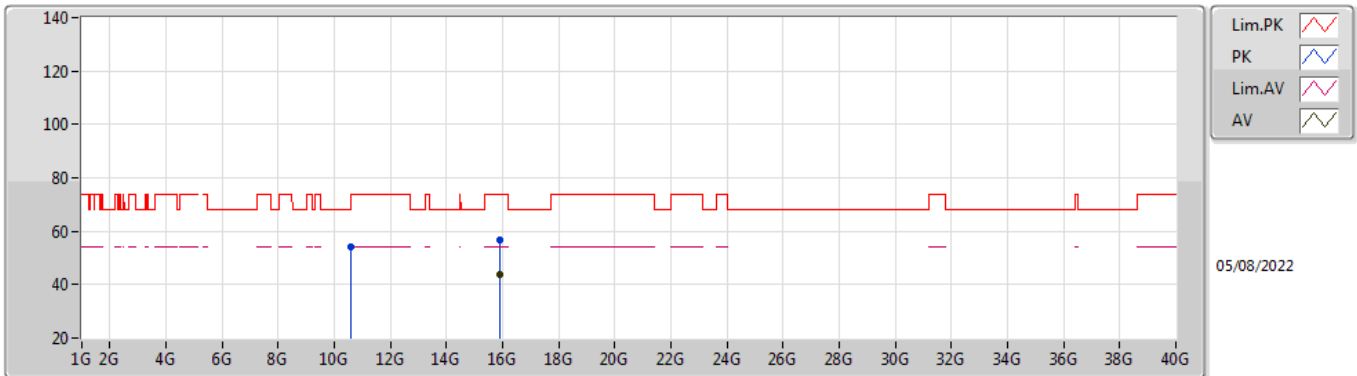


EUT_Z_2TX
Setting 21.5
02-F-G-4

Type	Freq (Hz)	Level (dBuV/m)	Limit (dBuV/m)	Margin (dB)	Raw (dBuV)	Dist (m)	Condition	Azimuth (°)	Height (m)	Comment	AF (dB)	CL (dB)	PA (dB)
PK	10.59964G	54.15	68.20	-14.05	39.97	3	Vertical	168	1.44	-	38.50	7.54	31.86
PK	15.89372G	56.81	74.00	-17.19	41.08	3	Vertical	70	2.21	-	37.31	9.95	31.53
AV	15.90924G	43.82	54.00	-10.18	28.10	3	Vertical	70	2.21	-	37.30	9.96	31.54

802.11a_Nss1,(6Mbps)_2TX

5300MHz_TnomVnom

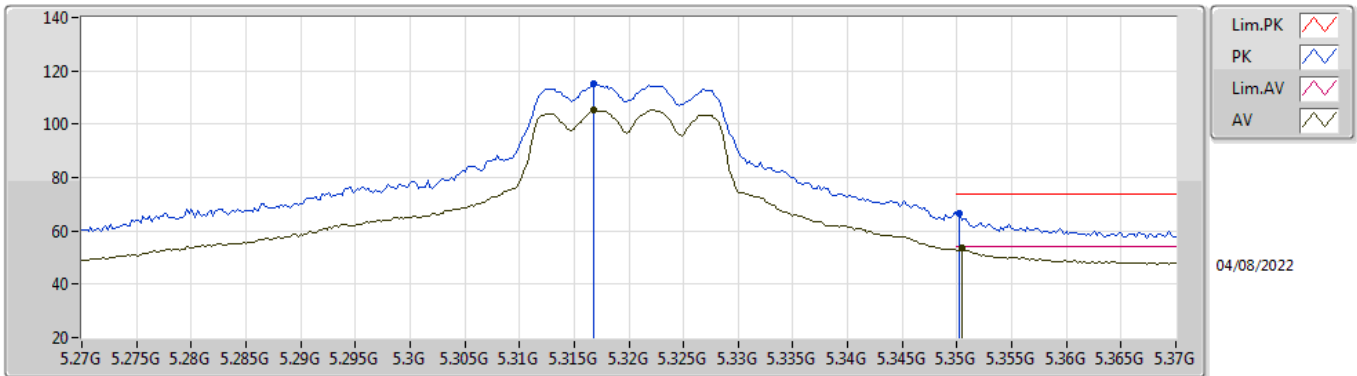


EUT_Z_2TX
Setting 21.5
02-F-G-4

Type	Freq (Hz)	Level (dBuV/m)	Limit (dBuV/m)	Margin (dB)	Raw (dBuV)	Dist (m)	Condition	Azimuth (°)	Height (m)	Comment	AF (dB)	CL (dB)	PA (dB)
PK	10.59272G	53.95	68.20	-14.25	39.76	3	Horizontal	330	1.41	-	38.51	7.54	31.86
PK	15.90472G	56.75	74.00	-17.25	41.03	3	Horizontal	183	1.60	-	37.30	9.96	31.54
AV	15.90604G	43.69	54.00	-10.31	27.97	3	Horizontal	183	1.60	-	37.30	9.96	31.54

802.11a_Nss1,(6Mbps)_2TX

5320MHz_TnomVnom

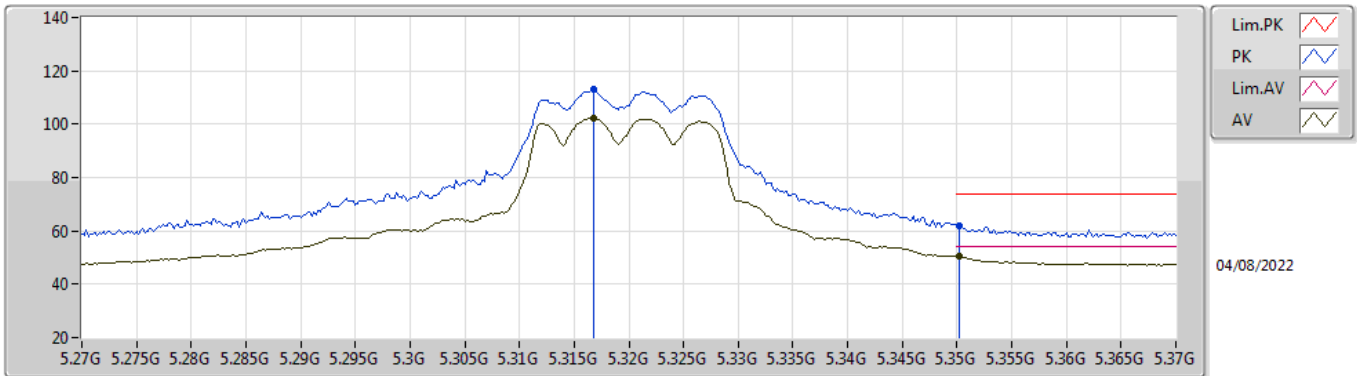


EUT_Z_2TX
Setting 18
02-F-K-3-10

Type	Freq (Hz)	Level (dBuV/m)	Limit (dBuV/m)	Margin (dB)	Raw (dBuV)	Dist (m)	Condition	Azimuth (°)	Height (m)	Comment	AF (dB)	CL (dB)	PA (dB)
PK	5.3168G	115.26	Inf	-Inf	106.79	3	Vertical	332	2.42	-	33.83	5.36	30.72
AV	5.3168G	105.31	Inf	-Inf	96.84	3	Vertical	332	2.42	-	33.83	5.36	30.72
PK	5.3502G	66.65	74.00	-7.35	58.09	3	Vertical	332	2.42	-	33.90	5.38	30.72
AV	5.3504G	53.42	54.00	-0.58	44.86	3	Vertical	332	2.42	-	33.90	5.38	30.72

802.11a_Nss1,(6Mbps)_2TX

5320MHz_TnomVnom

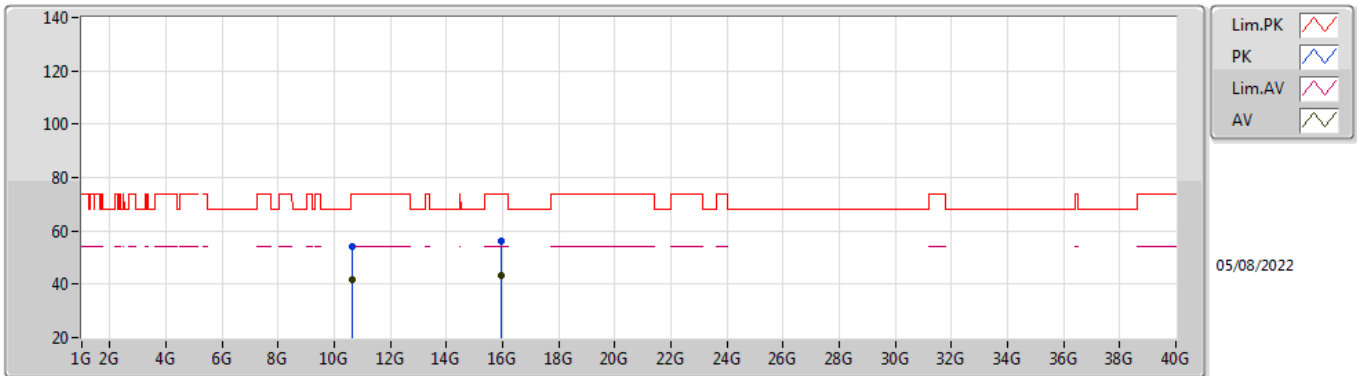


EUT_Z_2TX
Setting 18
02-F-K-3-10

Type	Freq (Hz)	Level (dBuV/m)	Limit (dBuV/m)	Margin (dB)	Raw (dBuV)	Dist (m)	Condition	Azimuth (°)	Height (m)	Comment	AF (dB)	CL (dB)	PA (dB)
PK	5.3168G	113.05	Inf	-Inf	104.58	3	Horizontal	143	2.51	-	33.83	5.36	30.72
AV	5.3168G	102.37	Inf	-Inf	93.90	3	Horizontal	143	2.51	-	33.83	5.36	30.72
PK	5.3502G	62.02	74.00	-11.98	53.46	3	Horizontal	143	2.51	-	33.90	5.38	30.72
AV	5.3502G	50.32	54.00	-3.68	41.76	3	Horizontal	143	2.51	-	33.90	5.38	30.72

802.11a_Nss1,(6Mbps)_2TX

5320MHz_TnomVnom

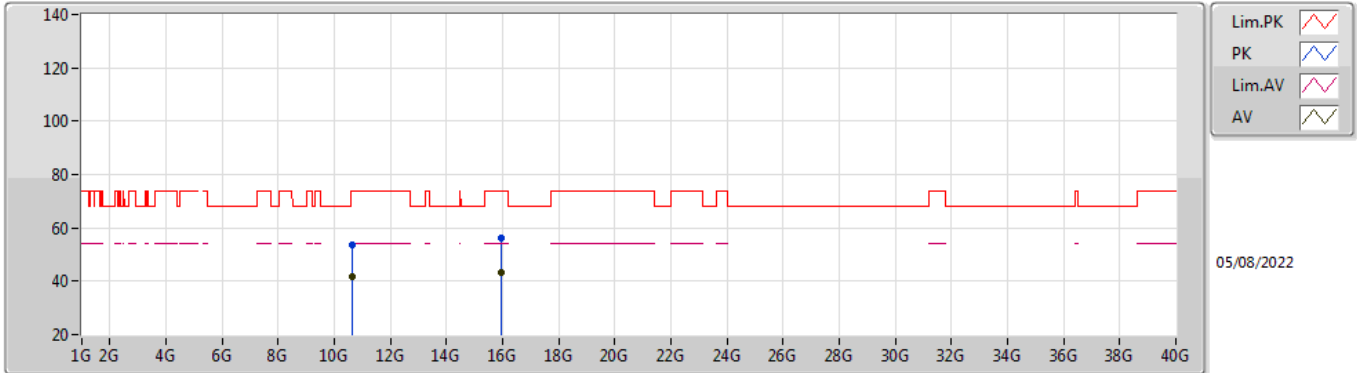


EUT_Z_2TX
Setting 18
02-F-G-4

Type	Freq (Hz)	Level (dBuV/m)	Limit (dBuV/m)	Margin (dB)	Raw (dBuV)	Dist (m)	Condition	Azimuth (°)	Height (m)	Comment	AF (dB)	CL (dB)	PA (dB)
PK	10.63996G	54.13	74.00	-19.87	39.94	3	Vertical	205	1.77	-	38.50	7.56	31.87
AV	10.63992G	41.87	54.00	-12.13	27.68	3	Vertical	205	1.77	-	38.50	7.56	31.87
PK	15.9554G	56.17	74.00	-17.83	40.46	3	Vertical	66	1.91	-	37.30	9.98	31.57
AV	15.95852G	43.45	54.00	-10.55	27.74	3	Vertical	66	1.91	-	37.30	9.98	31.57

802.11a_Nss1,(6Mbps)_2TX

5320MHz_TnomVnom

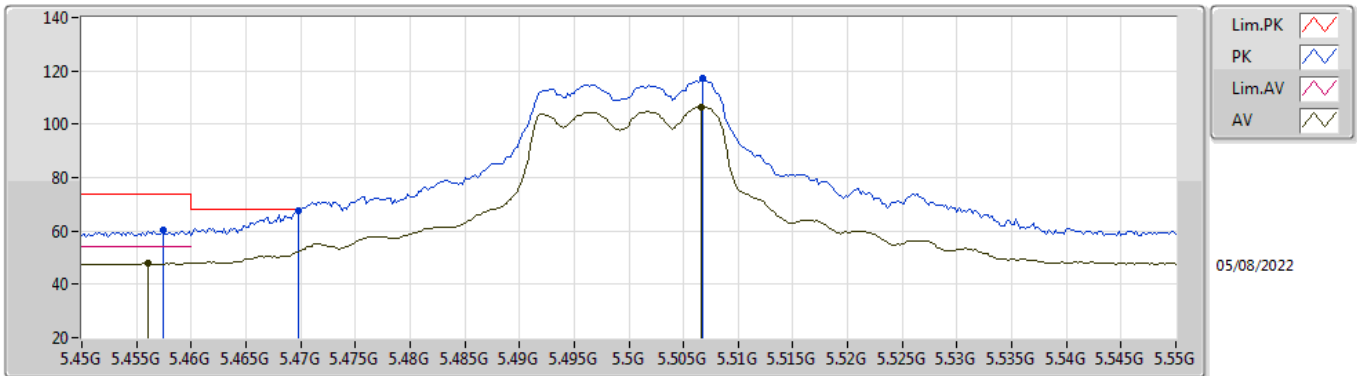


EUT_Z_2TX
Setting 18
02-F-G-4

Type	Freq (Hz)	Level (dBuV/m)	Limit (dBuV/m)	Margin (dB)	Raw (dBuV)	Dist (m)	Condition	Azimuth (°)	Height (m)	Comment	AF (dB)	CL (dB)	PA (dB)
PK	10.63968G	53.68	74.00	-20.32	39.49	3	Horizontal	2	2.10	-	38.50	7.56	31.87
AV	10.63996G	41.71	54.00	-12.29	27.52	3	Horizontal	2	2.10	-	38.50	7.56	31.87
PK	15.96396G	56.25	74.00	-17.75	40.54	3	Horizontal	80	2.52	-	37.30	9.98	31.57
AV	15.96836G	43.50	54.00	-10.50	27.78	3	Horizontal	80	2.52	-	37.30	9.99	31.57

802.11a_Nss1,(6Mbps)_2TX

5500MHz_TnomVnom

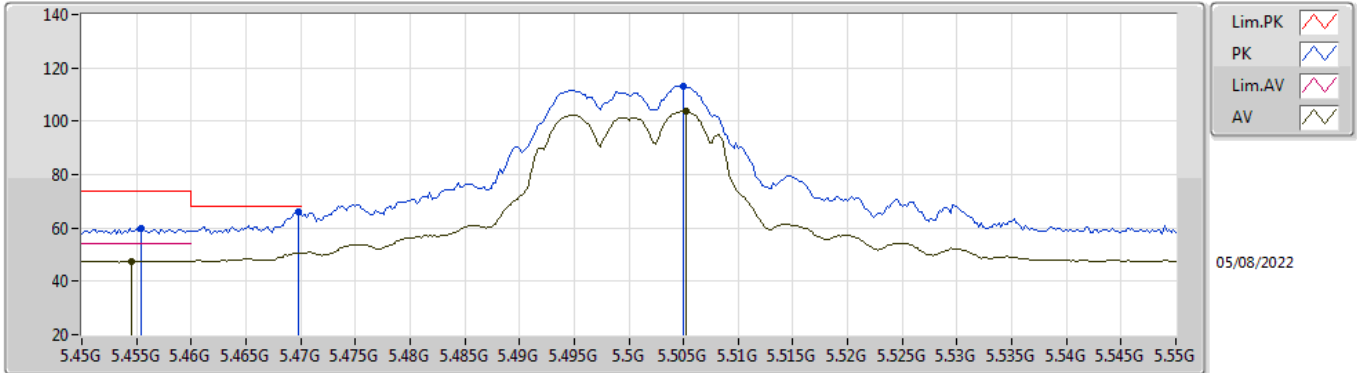


EUT_Z_2TX
Setting 18.5
02-F-K-3-10

Type	Freq (Hz)	Level (dBuV/m)	Limit (dBuV/m)	Margin (dB)	Raw (dBuV)	Dist (m)	Condition	Azimuth (°)	Height (m)	Comment	AF (dB)	CL (dB)	PA (dB)
PK	5.4574G	60.09	74.00	-13.91	51.35	3	Vertical	271	2.10	-	34.00	5.46	30.72
AV	5.456G	48.01	54.00	-5.99	39.27	3	Vertical	271	2.10	-	34.00	5.46	30.72
PK	5.4698G	67.82	68.20	-0.38	59.07	3	Vertical	271	2.10	-	34.00	5.47	30.72
PK	5.5068G	117.27	Inf	-Inf	108.49	3	Vertical	271	2.10	-	34.00	5.51	30.73
AV	5.5066G	106.62	Inf	-Inf	97.84	3	Vertical	271	2.10	-	34.00	5.51	30.73

802.11a_Nss1,(6Mbps)_2TX

5500MHz_TnomVnom

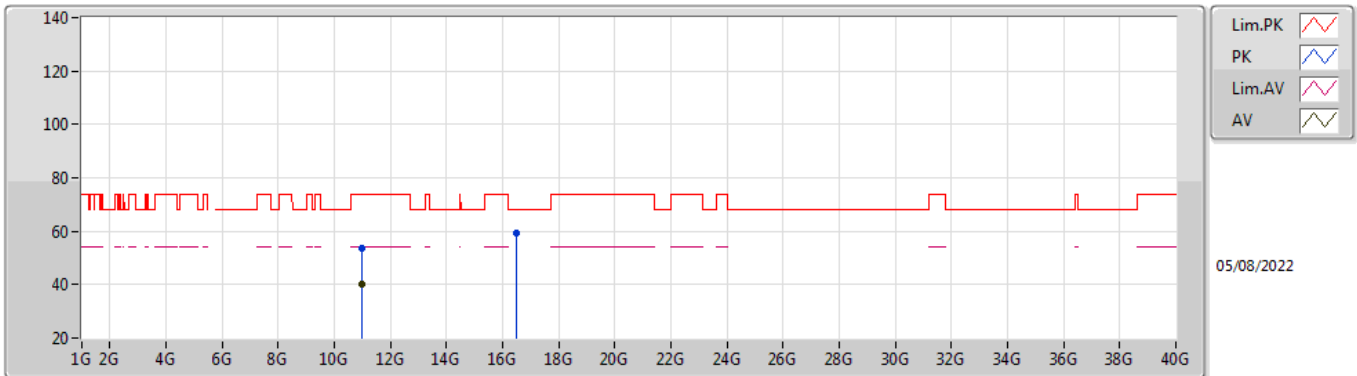


EUT_Z_2TX
Setting 18.5
02-F-K-3-10

Type	Freq (Hz)	Level (dBuV/m)	Limit (dBuV/m)	Margin (dB)	Raw (dBuV)	Dist (m)	Condition	Azimuth (°)	Height (m)	Comment	AF (dB)	CL (dB)	PA (dB)
PK	5.4554G	59.89	74.00	-14.11	51.15	3	Horizontal	228	2.93	-	34.00	5.46	30.72
AV	5.4546G	47.59	54.00	-6.41	38.86	3	Horizontal	228	2.93	-	34.00	5.45	30.72
PK	5.4698G	65.98	68.20	-2.22	57.23	3	Horizontal	228	2.93	-	34.00	5.47	30.72
PK	5.505G	113.29	Inf	-Inf	104.51	3	Horizontal	228	2.93	-	34.00	5.50	30.72
AV	5.5052G	103.80	Inf	-Inf	95.01	3	Horizontal	228	2.93	-	34.00	5.51	30.72

802.11a_Nss1,(6Mbps)_2TX

5500MHz_TnomVnom



EUT_Z_2TX
Setting 18.5
02-F-K-3

Type	Freq (Hz)	Level (dBuV/m)	Limit (dBuV/m)	Margin (dB)	Raw (dBuV)	Dist (m)	Condition	Azimuth (°)	Height (m)	Comment	AF (dB)	CL (dB)	PA (dB)
PK	10.99668G	53.44	74.00	-20.56	39.06	3	Vertical	255	2.50	-	38.60	7.70	31.92
AV	10.99156G	40.14	54.00	-13.86	25.77	3	Vertical	255	2.50	-	38.59	7.70	31.92
PK	16.5046G	59.29	68.20	-8.91	40.90	3	Vertical	145	2.20	-	39.11	10.25	30.97

802.11a_Nss1,(6Mbps)_2TX

5500MHz_TnomVnom

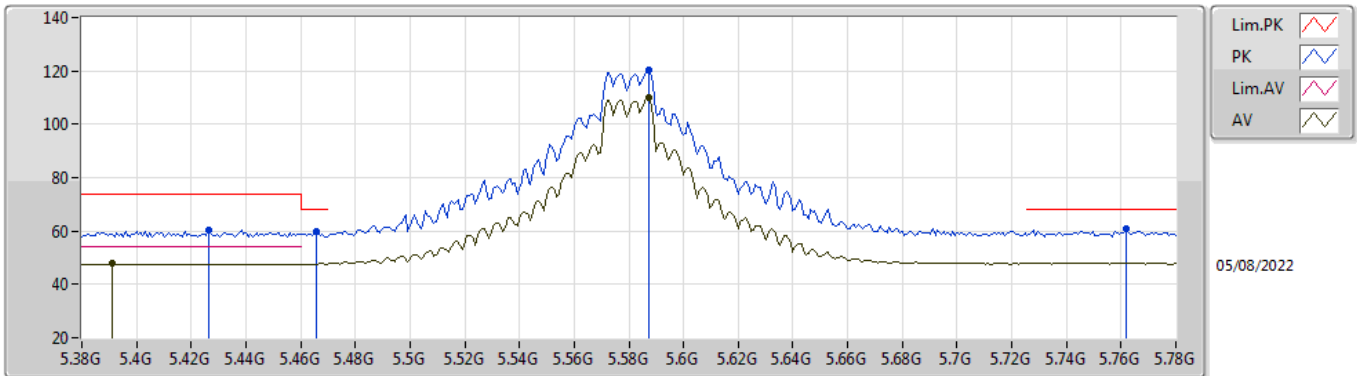


EUT_Z_2TX
Setting 18.5
02-F-K-3

Type	Freq (Hz)	Level (dBuV/m)	Limit (dBuV/m)	Margin (dB)	Raw (dBuV)	Dist (m)	Condition	Azimuth (°)	Height (m)	Comment	AF (dB)	CL (dB)	PA (dB)
PK	11.0032G	53.39	74.00	-20.61	39.01	3	Horizontal	315	1.33	-	38.60	7.70	31.92
AV	10.99796G	40.25	54.00	-13.75	25.87	3	Horizontal	315	1.33	-	38.60	7.70	31.92
PK	16.50112G	60.11	68.20	-8.09	41.74	3	Horizontal	84	2.37	-	39.10	10.25	30.98

802.11a_Nss1,(6Mbps)_2TX

5580MHz_TnomVnom

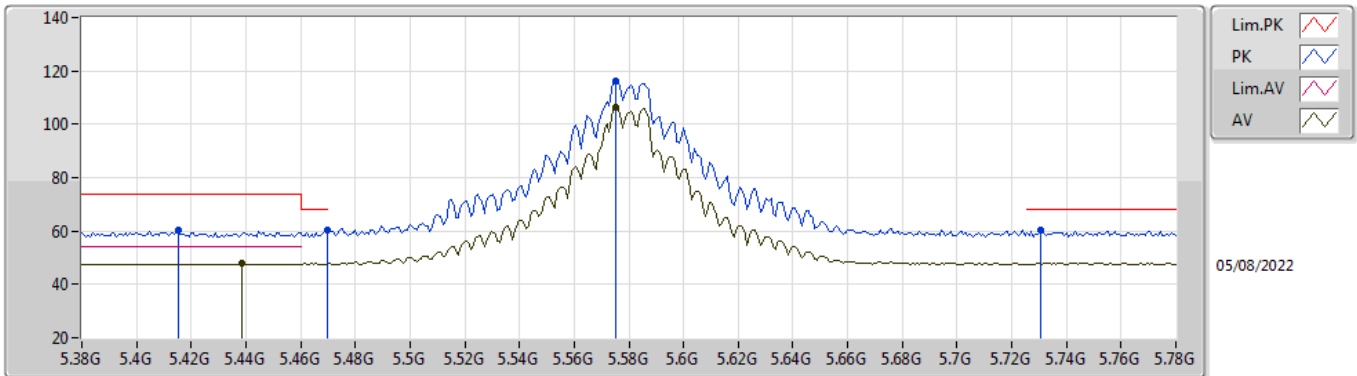


EUT_Z_2TX
Setting 23
02-F-K-3-10

Type	Freq (Hz)	Level (dBuV/m)	Limit (dBuV/m)	Margin (dB)	Raw (dBuV)	Dist (m)	Condition	Azimuth (°)	Height (m)	Comment	AF (dB)	CL (dB)	PA (dB)
PK	5.4264G	60.31	74.00	-13.69	51.60	3	Vertical	272	2.15	-	34.00	5.43	30.72
AV	5.3912G	47.68	54.00	-6.32	39.02	3	Vertical	272	2.15	-	33.98	5.40	30.72
PK	5.4656G	60.06	68.20	-8.14	51.31	3	Vertical	272	2.15	-	34.00	5.47	30.72
PK	5.5872G	120.41	Inf	-Inf	111.68	3	Vertical	272	2.15	-	33.93	5.59	30.79
AV	5.5872G	110.07	Inf	-Inf	101.34	3	Vertical	272	2.15	-	33.93	5.59	30.79
PK	5.7616G	60.72	68.20	-7.48	52.24	3	Vertical	272	2.15	-	33.80	5.60	30.92

802.11a_Nss1,(6Mbps)_2TX

5580MHz_TnomVnom

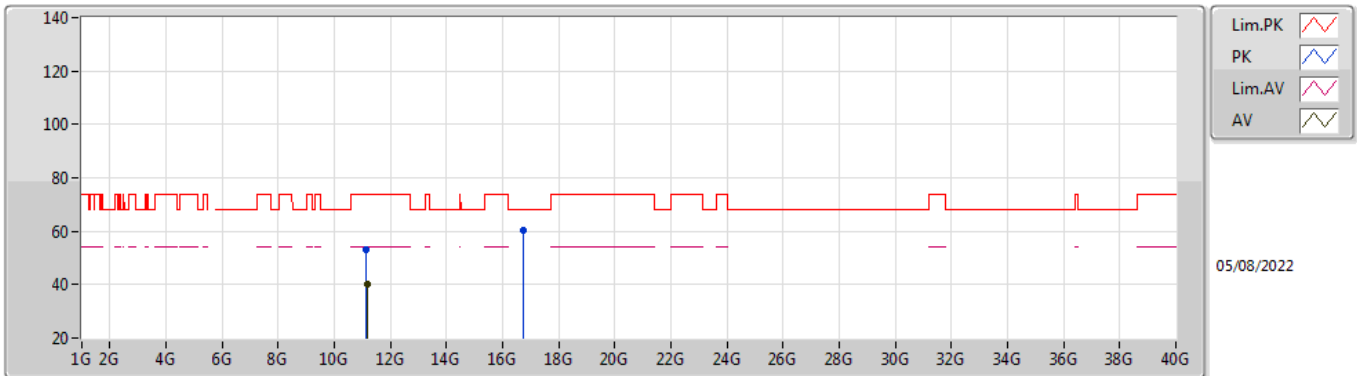


EUT_Z_2TX
Setting 23
02-F-K-3-10

Type	Freq (Hz)	Level (dBuV/m)	Limit (dBuV/m)	Margin (dB)	Raw (dBuV)	Dist (m)	Condition	Azimuth (°)	Height (m)	Comment	AF (dB)	CL (dB)	PA (dB)
PK	5.4152G	60.34	74.00	-13.66	51.64	3	Horizontal	229	3.00	-	34.00	5.42	30.72
AV	5.4384G	47.71	54.00	-6.29	38.99	3	Horizontal	229	3.00	-	34.00	5.44	30.72
PK	5.4696G	60.40	68.20	-7.80	51.65	3	Horizontal	229	3.00	-	34.00	5.47	30.72
PK	5.5752G	116.23	Inf	-Inf	107.48	3	Horizontal	229	3.00	-	33.95	5.58	30.78
AV	5.5752G	106.15	Inf	-Inf	97.40	3	Horizontal	229	3.00	-	33.95	5.58	30.78
PK	5.7304G	60.25	68.20	-7.95	51.71	3	Horizontal	229	3.00	-	33.84	5.60	30.90

802.11a_Nss1,(6Mbps)_2TX

5580MHz_TnomVnom

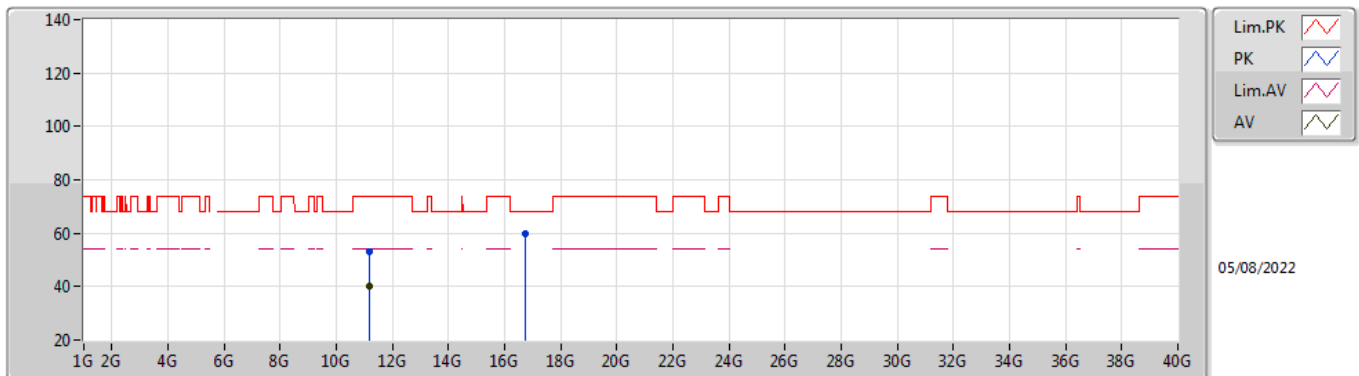


EUT_Z_2TX
Setting 23
02-F-K-3

Type	Freq (Hz)	Level (dBuV/m)	Limit (dBuV/m)	Margin (dB)	Raw (dBuV)	Dist (m)	Condition	Azimuth (°)	Height (m)	Comment	AF (dB)	CL (dB)	PA (dB)
PK	11.15068G	53.19	74.00	-20.81	38.66	3	Vertical	199	2.13	-	38.75	7.76	31.98
AV	11.16396G	40.05	54.00	-13.95	25.51	3	Vertical	199	2.13	-	38.76	7.77	31.99
PK	16.74112G	60.22	68.20	-7.98	40.55	3	Vertical	111	2.79	-	39.93	10.37	30.63

802.11a_Nss1,(6Mbps)_2TX

5580MHz_TnomVnom

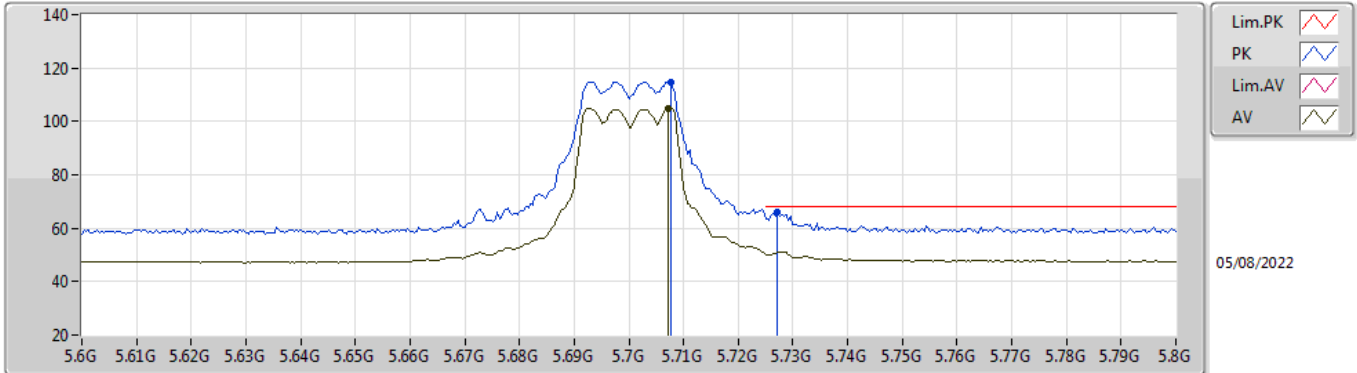


EUT_Z_2TX
Setting 23
02-F-K-3

Type	Freq (Hz)	Level (dBuV/m)	Limit (dBuV/m)	Margin (dB)	Raw (dBuV)	Dist (m)	Condition	Azimuth (°)	Height (m)	Comment	AF (dB)	CL (dB)	PA (dB)
PK	11.15624G	52.89	74.00	-21.11	38.35	3	Horizontal	4	1.40	-	38.76	7.76	31.98
AV	11.1612G	40.09	54.00	-13.91	25.55	3	Horizontal	4	1.40	-	38.76	7.76	31.98
PK	16.74248G	59.99	68.20	-8.21	40.31	3	Horizontal	225	1.75	-	39.94	10.37	30.63

802.11a_Nss1,(6Mbps)_2TX

5700MHz_TnomVnom

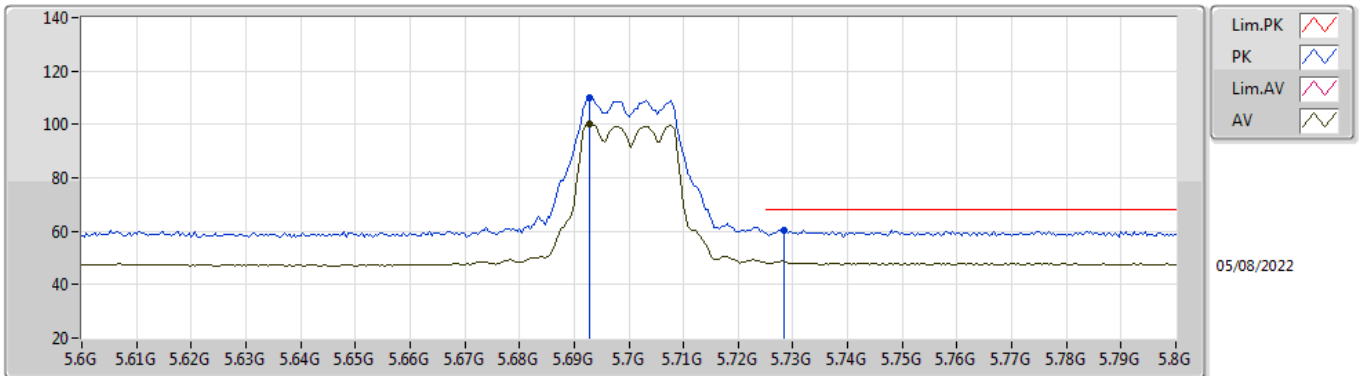


EUT_Z_2TX
Setting 18
02-F-K-3-10

Type	Freq (Hz)	Level (dBuV/m)	Limit (dBuV/m)	Margin (dB)	Raw (dBuV)	Dist (m)	Condition	Azimuth (°)	Height (m)	Comment	AF (dB)	CL (dB)	PA (dB)
PK	5.7076G	114.87	Inf	-Inf	106.27	3	Vertical	272	2.28	-	33.88	5.60	30.88
AV	5.7072G	105.04	Inf	-Inf	96.43	3	Vertical	272	2.28	-	33.89	5.60	30.88
PK	5.7272G	65.99	68.20	-2.21	57.43	3	Vertical	272	2.28	-	33.85	5.60	30.89

802.11a_Nss1,(6Mbps)_2TX

5700MHz_TnomVnom

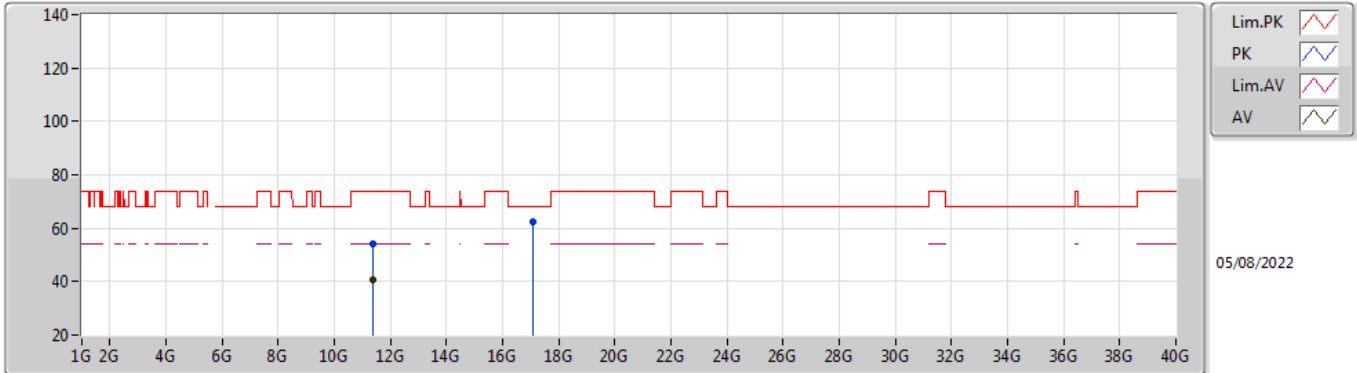


EUT_Z_2TX
Setting 18
02-F-K-3-10

Type	Freq (Hz)	Level (dBuV/m)	Limit (dBuV/m)	Margin (dB)	Raw (dBuV)	Dist (m)	Condition	Azimuth (°)	Height (m)	Comment	AF (dB)	CL (dB)	PA (dB)
PK	5.6928G	109.92	Inf	-Inf	101.30	3	Horizontal	113	2.38	-	33.89	5.60	30.87
AV	5.6928G	100.34	Inf	-Inf	91.72	3	Horizontal	113	2.38	-	33.89	5.60	30.87
PK	5.7284G	60.50	68.20	-7.70	51.95	3	Horizontal	113	2.38	-	33.84	5.60	30.89

802.11a_Nss1,(6Mbps)_2TX

5700MHz_TnomVnom

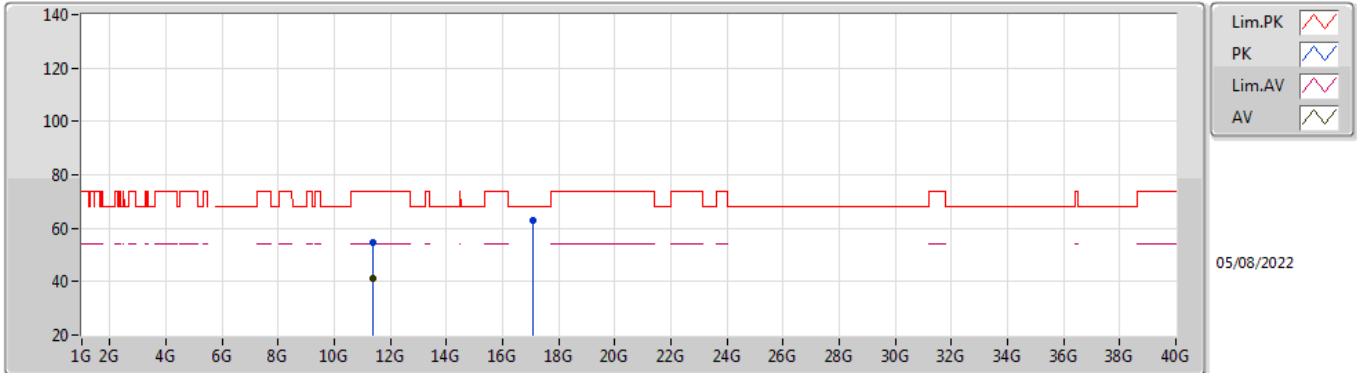


EUT_Z_2TX
Setting 18
02-F-K-3

Type	Freq (Hz)	Level (dBuV/m)	Limit (dBuV/m)	Margin (dB)	Raw (dBuV)	Dist (m)	Condition	Azimuth (°)	Height (m)	Comment	AF (dB)	CL (dB)	PA (dB)
PK	11.398G	54.01	74.00	-19.99	39.43	3	Vertical	53	2.38	-	38.80	7.86	32.08
AV	11.3996G	40.87	54.00	-13.13	26.29	3	Vertical	53	2.38	-	38.80	7.86	32.08
PK	17.09608G	62.23	68.20	-5.97	40.55	3	Vertical	269	2.62	-	41.38	10.55	30.25

802.11a_Nss1,(6Mbps)_2TX

5700MHz_TnomVnom

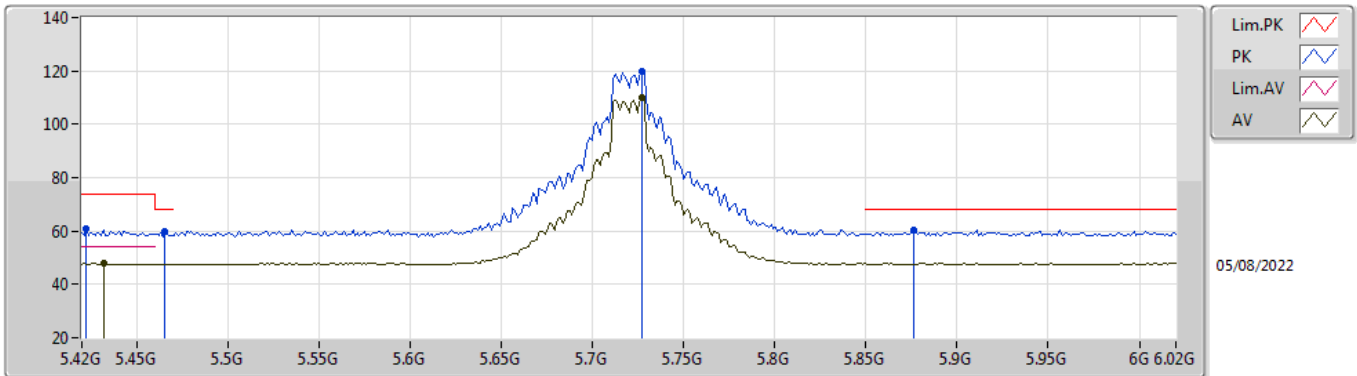


EUT_Z_2TX
Setting 18
02-F-K-3

Type	Freq (Hz)	Level (dBuV/m)	Limit (dBuV/m)	Margin (dB)	Raw (dBuV)	Dist (m)	Condition	Azimuth (°)	Height (m)	Comment	AF (dB)	CL (dB)	PA (dB)
PK	11.39848G	54.77	74.00	-19.23	40.19	3	Horizontal	301	1.22	-	38.80	7.86	32.08
AV	11.399G	41.09	54.00	-12.91	26.51	3	Horizontal	301	1.22	-	38.80	7.86	32.08
PK	17.1046G	63.08	68.20	-5.12	41.35	3	Horizontal	63	2.33	-	41.43	10.55	30.25

802.11a_Nss1,(6Mbps)_2TX

5720MHz Straddle 5.47-5.725GHz_TnomVnom

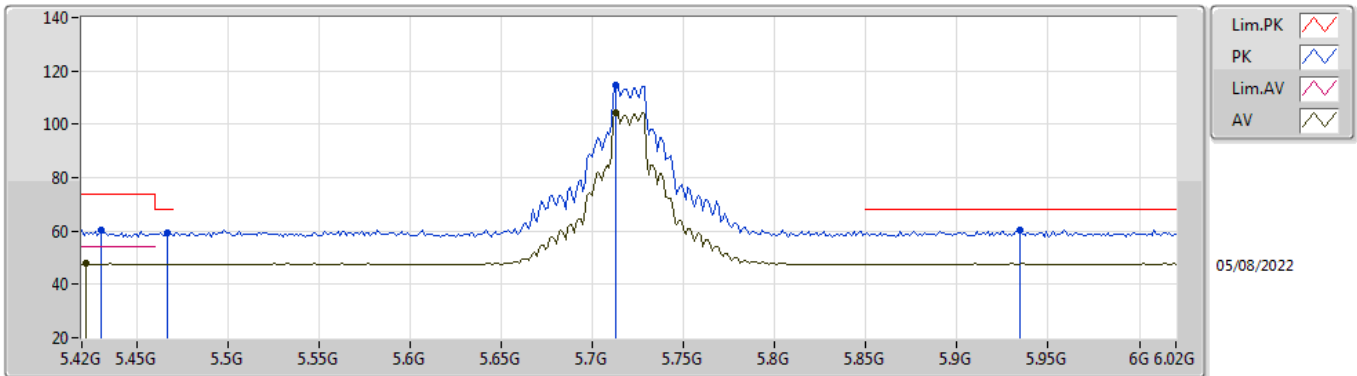


EUT_Z_2TX
Setting 23
02-F-K-3-10

Type	Freq (Hz)	Level (dBuV/m)	Limit (dBuV/m)	Margin (dB)	Raw (dBuV)	Dist (m)	Condition	Azimuth (°)	Height (m)	Comment	AF (dB)	CL (dB)	PA (dB)
PK	5.4224G	60.63	74.00	-13.37	51.93	3	Vertical	275	2.38	-	34.00	5.42	30.72
AV	5.432G	47.75	54.00	-6.25	39.04	3	Vertical	275	2.38	-	34.00	5.43	30.72
PK	5.4656G	59.61	68.20	-8.59	50.86	3	Vertical	275	2.38	-	34.00	5.47	30.72
PK	5.7272G	119.90	Inf	-Inf	111.34	3	Vertical	275	2.38	-	33.85	5.60	30.89
AV	5.7272G	109.92	Inf	-Inf	101.36	3	Vertical	275	2.38	-	33.85	5.60	30.89
PK	5.876G	60.34	68.20	-7.86	51.71	3	Vertical	275	2.38	-	33.96	5.68	31.01

802.11a_Nss1,(6Mbps)_2TX

5720MHz Straddle 5.47-5.725GHz_TnomVnom

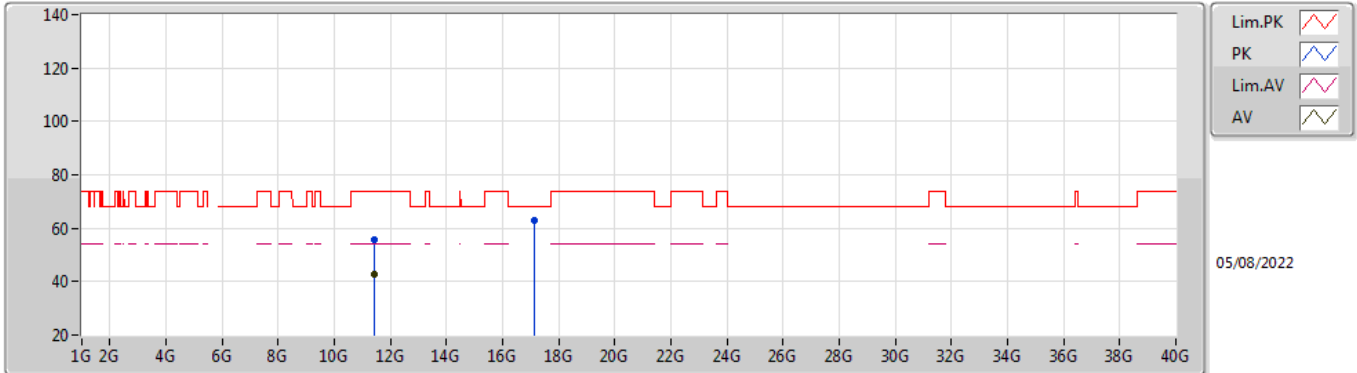


EUT_Z_2TX
Setting 23
02-F-K-3-10

Type	Freq (Hz)	Level (dBuV/m)	Limit (dBuV/m)	Margin (dB)	Raw (dBuV)	Dist (m)	Condition	Azimuth (°)	Height (m)	Comment	AF (dB)	CL (dB)	PA (dB)
PK	5.4308G	60.58	74.00	-13.42	51.87	3	Horizontal	113	2.20	-	34.00	5.43	30.72
AV	5.4224G	47.77	54.00	-6.23	39.07	3	Horizontal	113	2.20	-	34.00	5.42	30.72
PK	5.4668G	59.43	68.20	-8.77	50.68	3	Horizontal	113	2.20	-	34.00	5.47	30.72
PK	5.7128G	114.43	Inf	-Inf	105.84	3	Horizontal	113	2.20	-	33.87	5.60	30.88
AV	5.7128G	104.45	Inf	-Inf	95.86	3	Horizontal	113	2.20	-	33.87	5.60	30.88
PK	5.9348G	60.36	68.20	-7.84	51.51	3	Horizontal	113	2.20	-	34.17	5.73	31.05

802.11a_Nss1,(6Mbps)_2TX

5720MHz Straddle 5.47-5.725GHz_TnomVnom

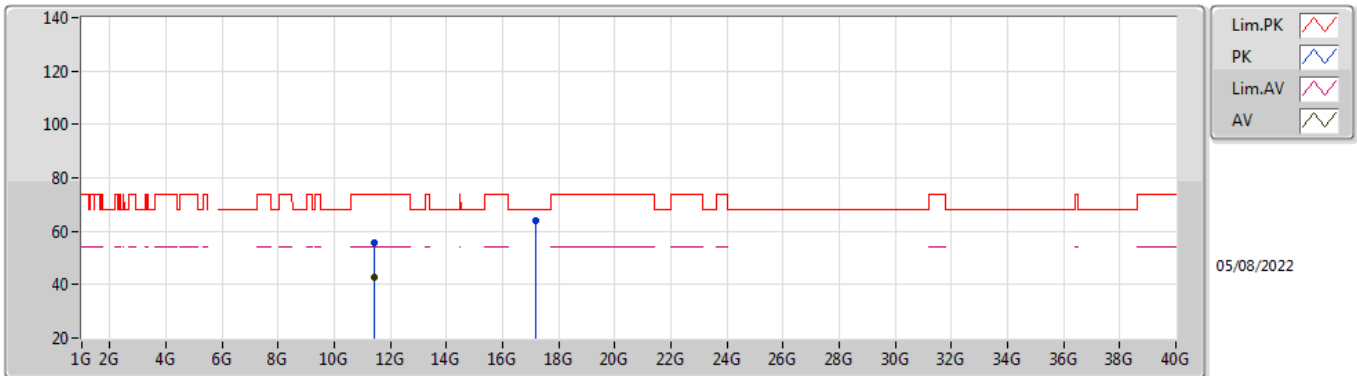


EUT_Z_2TX
Setting 23
02-F-K-3

Type	Freq (Hz)	Level (dBuV/m)	Limit (dBuV/m)	Margin (dB)	Raw (dBuV)	Dist (m)	Condition	Azimuth (°)	Height (m)	Comment	AF (dB)	CL (dB)	PA (dB)
PK	11.44852G	55.94	74.00	-18.06	41.26	3	Vertical	142	1.78	-	38.90	7.88	32.10
AV	11.44276G	42.76	54.00	-11.24	28.09	3	Vertical	142	1.78	-	38.89	7.88	32.10
PK	17.1532G	63.01	68.20	-5.19	40.95	3	Vertical	168	2.53	-	41.72	10.58	30.24

802.11a_Nss1,(6Mbps)_2TX

5720MHz Straddle 5.47-5.725GHz_TnomVnom

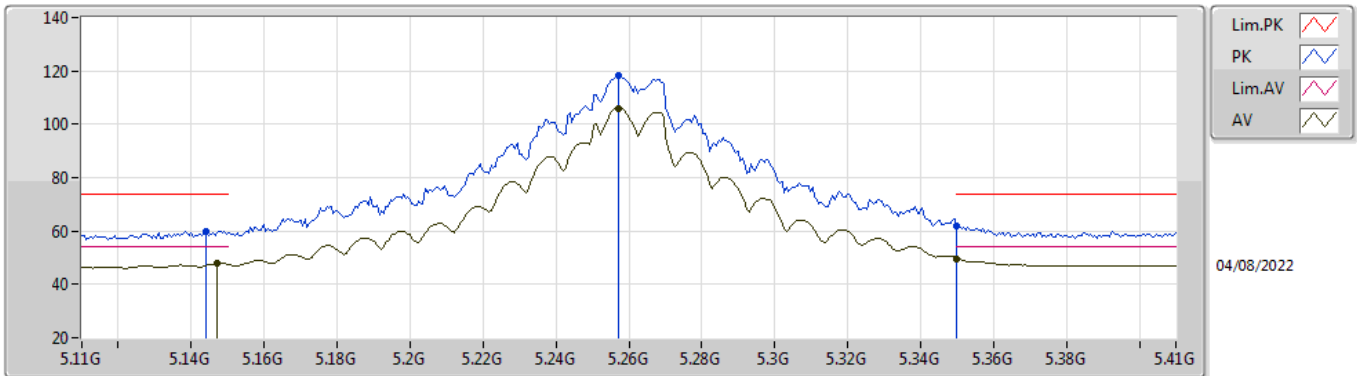


EUT_Z_2TX
Setting 23
02-F-K-3

Type	Freq (Hz)	Level (dBuV/m)	Limit (dBuV/m)	Margin (dB)	Raw (dBuV)	Dist (m)	Condition	Azimuth (°)	Height (m)	Comment	AF (dB)	CL (dB)	PA (dB)
PK	11.43852G	55.48	74.00	-18.52	40.82	3	Horizontal	146	2.48	-	38.88	7.88	32.10
AV	11.444G	42.61	54.00	-11.39	27.94	3	Horizontal	146	2.48	-	38.89	7.88	32.10
PK	17.1672G	63.97	68.20	-4.23	41.83	3	Horizontal	324	1.96	-	41.80	10.58	30.24

802.11ax HEW20_Nss1,(MCS0)_2TX

5260MHz_TnomVnom

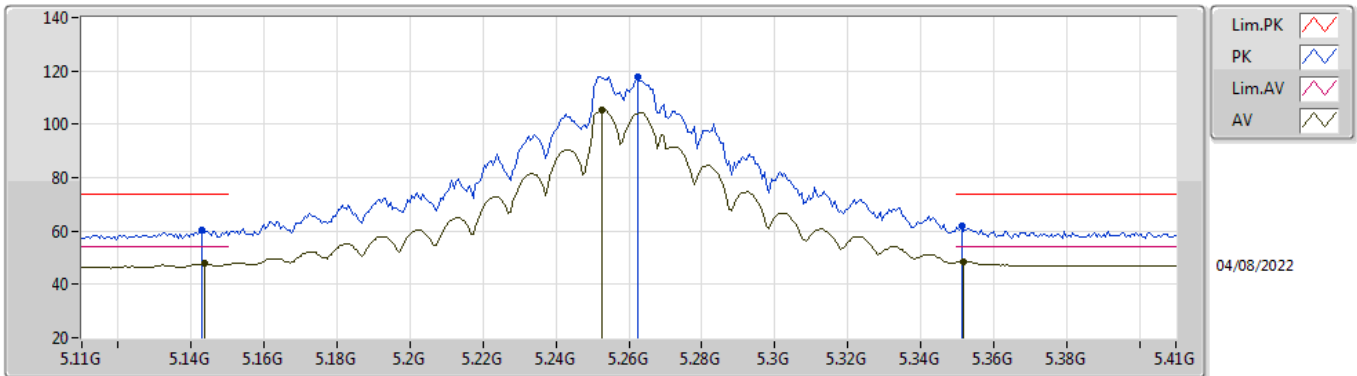


EUT_Z_2TX
Setting 23
02-F-K-3-10

Type	Freq (Hz)	Level (dBuV/m)	Limit (dBuV/m)	Margin (dB)	Raw (dBuV)	Dist (m)	Condition	Azimuth (°)	Height (m)	Comment	AF (dB)	CL (dB)	PA (dB)
PK	5.1442G	60.01	74.00	-13.99	51.91	3	Vertical	153	2.48	-	33.59	5.24	30.73
AV	5.1472G	47.79	54.00	-6.21	39.68	3	Vertical	153	2.48	-	33.59	5.25	30.73
PK	5.257G	118.33	Inf	-Inf	110.01	3	Vertical	153	2.48	-	33.71	5.33	30.72
AV	5.257G	106.07	Inf	-Inf	97.75	3	Vertical	153	2.48	-	33.71	5.33	30.72
PK	5.35G	62.00	74.00	-12.00	53.44	3	Vertical	153	2.48	-	33.90	5.38	30.72
AV	5.35G	49.73	54.00	-4.27	41.17	3	Vertical	153	2.48	-	33.90	5.38	30.72

802.11ax HEW20_Nss1,(MCS0)_2TX

5260MHz_TnomVnom

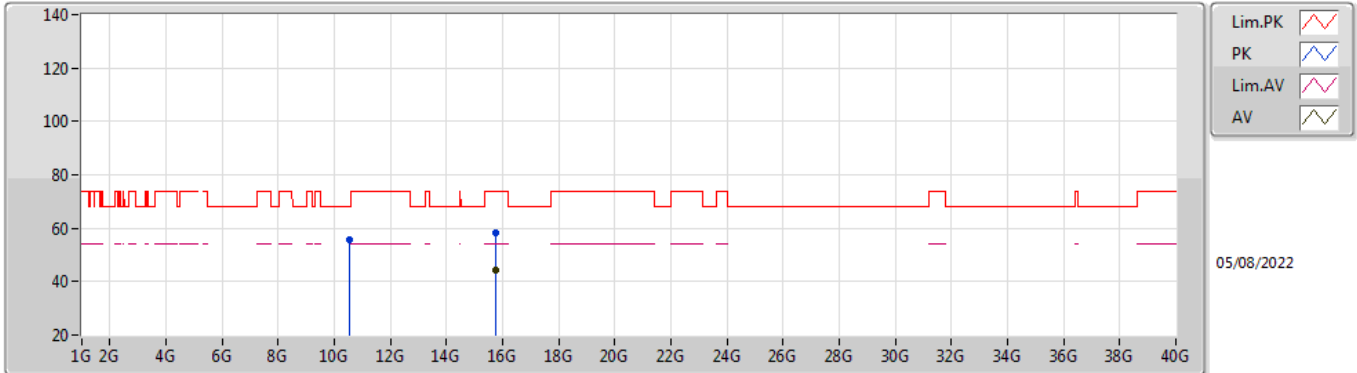


EUT_Z_2TX
Setting 23
02-F-K-3-10

Type	Freq (Hz)	Level (dBuV/m)	Limit (dBuV/m)	Margin (dB)	Raw (dBuV)	Dist (m)	Condition	Azimuth (°)	Height (m)	Comment	AF (dB)	CL (dB)	PA (dB)
PK	5.143G	60.49	74.00	-13.51	52.39	3	Horizontal	144	2.68	-	33.59	5.24	30.73
AV	5.1436G	47.68	54.00	-6.32	39.58	3	Horizontal	144	2.68	-	33.59	5.24	30.73
PK	5.2624G	117.87	Inf	-Inf	109.54	3	Horizontal	144	2.68	-	33.72	5.33	30.72
AV	5.2528G	105.35	Inf	-Inf	97.03	3	Horizontal	144	2.68	-	33.71	5.33	30.72
PK	5.3512G	61.85	74.00	-12.15	53.29	3	Horizontal	144	2.68	-	33.90	5.38	30.72
AV	5.3518G	48.53	54.00	-5.47	39.97	3	Horizontal	144	2.68	-	33.90	5.38	30.72

802.11ax HEW20_Nss1,(MCS0)_2TX

5260MHz_TnomVnom

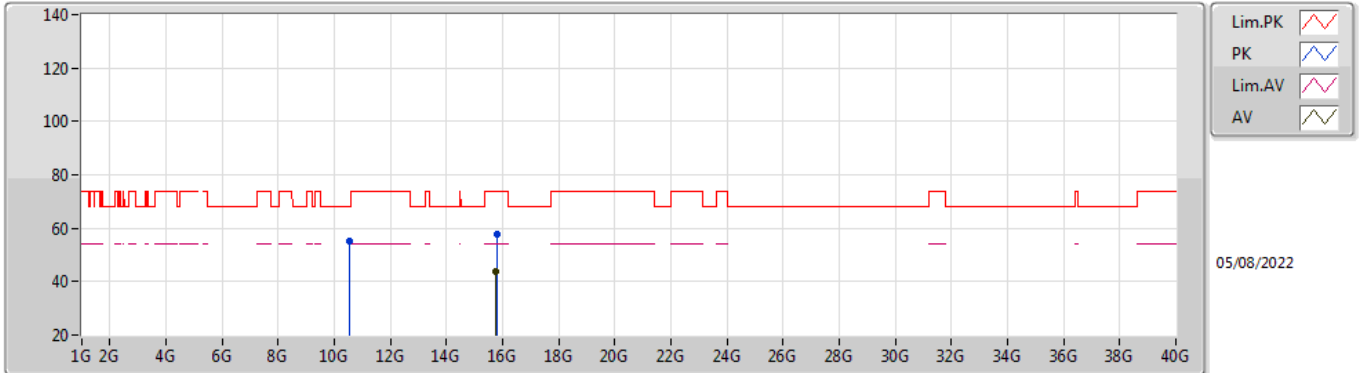


EUT_Z_2TX
Setting 23
02-F-K-3

Type	Freq (Hz)	Level (dBuV/m)	Limit (dBuV/m)	Margin (dB)	Raw (dBuV)	Dist (m)	Condition	Azimuth (°)	Height (m)	Comment	AF (dB)	CL (dB)	PA (dB)
PK	10.52G	55.51	68.20	-12.69	41.27	3	Vertical	338	1.35	-	38.58	7.51	31.85
PK	15.77636G	58.12	74.00	-15.88	42.19	3	Vertical	5	1.78	-	37.50	9.90	31.47
AV	15.77196G	44.07	54.00	-9.93	28.14	3	Vertical	5	1.78	-	37.50	9.90	31.47

802.11ax HEW20_Nss1,(MCS0)_2TX

5260MHz_TnomVnom

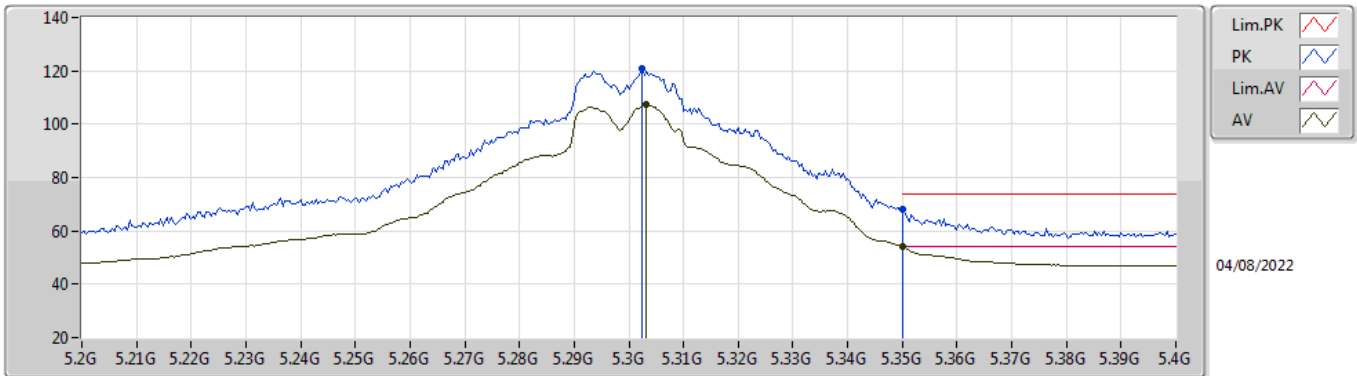


EUT_Z_2TX
Setting 23
02-F-K-3

Type	Freq (Hz)	Level (dBuV/m)	Limit (dBuV/m)	Margin (dB)	Raw (dBuV)	Dist (m)	Condition	Azimuth (°)	Height (m)	Comment	AF (dB)	CL (dB)	PA (dB)
PK	10.51984G	55.15	68.20	-13.05	40.91	3	Horizontal	8	1.67	-	38.58	7.51	31.85
PK	15.78204G	57.57	74.00	-16.43	41.65	3	Horizontal	31	1.59	-	37.50	9.90	31.48
AV	15.772G	44.02	54.00	-9.98	28.09	3	Horizontal	31	1.59	-	37.50	9.90	31.47

802.11ax HEW20_Nss1,(MCS0)_2TX

5300MHz_TnomVnom

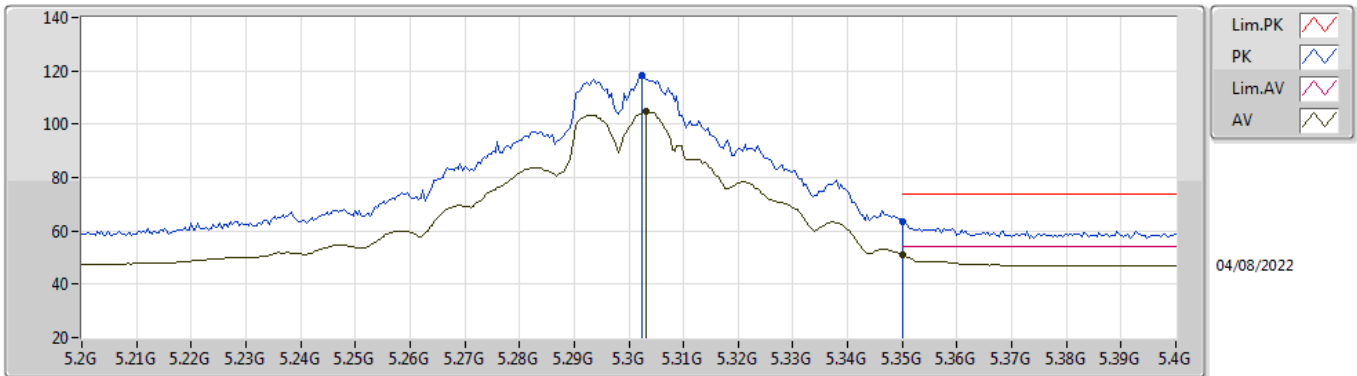


EUT_Z_2TX
Setting 21
02-F-K-3-10

Type	Freq (Hz)	Level (dBuV/m)	Limit (dBuV/m)	Margin (dB)	Raw (dBuV)	Dist (m)	Condition	Azimuth (°)	Height (m)	Comment	AF (dB)	CL (dB)	PA (dB)
PK	5.3024G	120.68	Inf	-Inf	112.25	3	Vertical	334	2.66	-	33.80	5.35	30.72
AV	5.3032G	107.29	Inf	-Inf	98.85	3	Vertical	334	2.66	-	33.81	5.35	30.72
PK	5.35G	68.19	74.00	-5.81	59.63	3	Vertical	334	2.66	-	33.90	5.38	30.72
AV	5.35G	53.89	54.00	-0.11	45.33	3	Vertical	334	2.66	-	33.90	5.38	30.72

802.11ax HEW20_Nss1,(MCS0)_2TX

5300MHz_TnomVnom

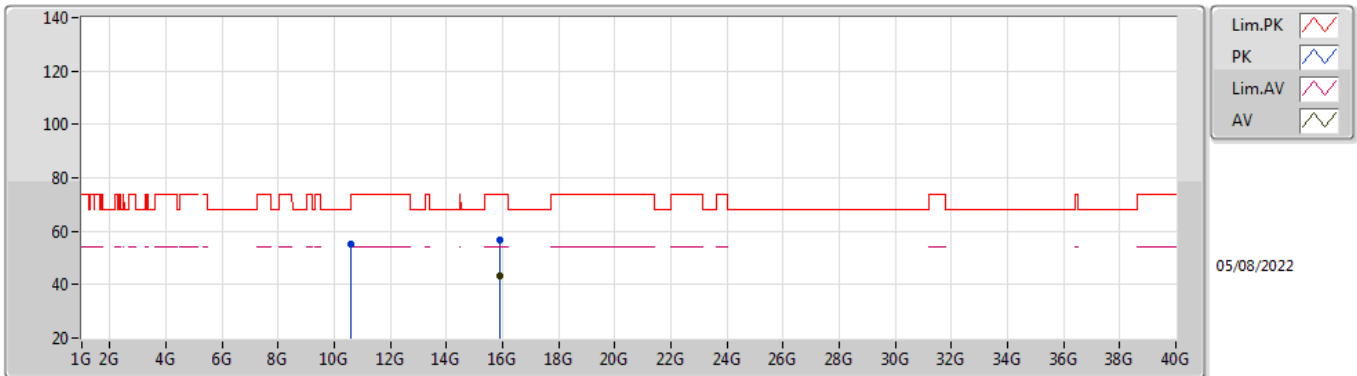


EUT_Z_2TX
Setting 21
02-F-K-3-10

Type	Freq (Hz)	Level (dBuV/m)	Limit (dBuV/m)	Margin (dB)	Raw (dBuV)	Dist (m)	Condition	Azimuth (°)	Height (m)	Comment	AF (dB)	CL (dB)	PA (dB)
PK	5.3024G	118.02	Inf	-Inf	109.59	3	Horizontal	143	2.63	-	33.80	5.35	30.72
AV	5.3032G	104.79	Inf	-Inf	96.35	3	Horizontal	143	2.63	-	33.81	5.35	30.72
PK	5.35G	63.48	74.00	-10.52	54.92	3	Horizontal	143	2.63	-	33.90	5.38	30.72
AV	5.35G	51.01	54.00	-2.99	42.45	3	Horizontal	143	2.63	-	33.90	5.38	30.72

802.11ax HEW20_Nss1,(MCS0)_2TX

5300MHz_TnomVnom

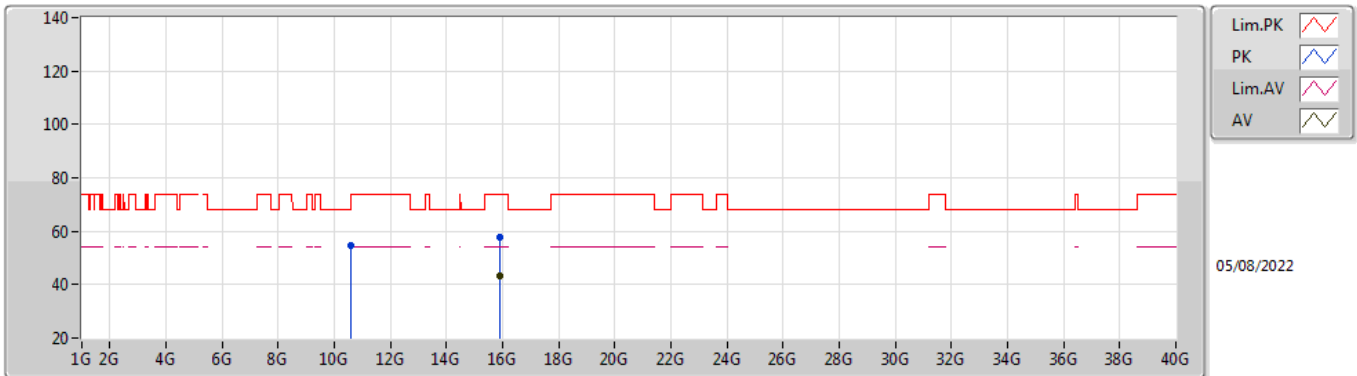


EUT_Z_2TX
Setting 21
02-F-K-3

Type	Freq (Hz)	Level (dBuV/m)	Limit (dBuV/m)	Margin (dB)	Raw (dBuV)	Dist (m)	Condition	Azimuth (°)	Height (m)	Comment	AF (dB)	CL (dB)	PA (dB)
PK	10.5998G	55.00	68.20	-13.20	40.82	3	Vertical	143	1.72	-	38.50	7.54	31.86
PK	15.89664G	56.75	74.00	-17.25	41.03	3	Vertical	149	1.78	-	37.31	9.95	31.54
AV	15.90008G	43.14	54.00	-10.86	27.42	3	Vertical	149	1.78	-	37.30	9.96	31.54

802.11ax HEW20_Nss1,(MCS0)_2TX

5300MHz_TnomVnom

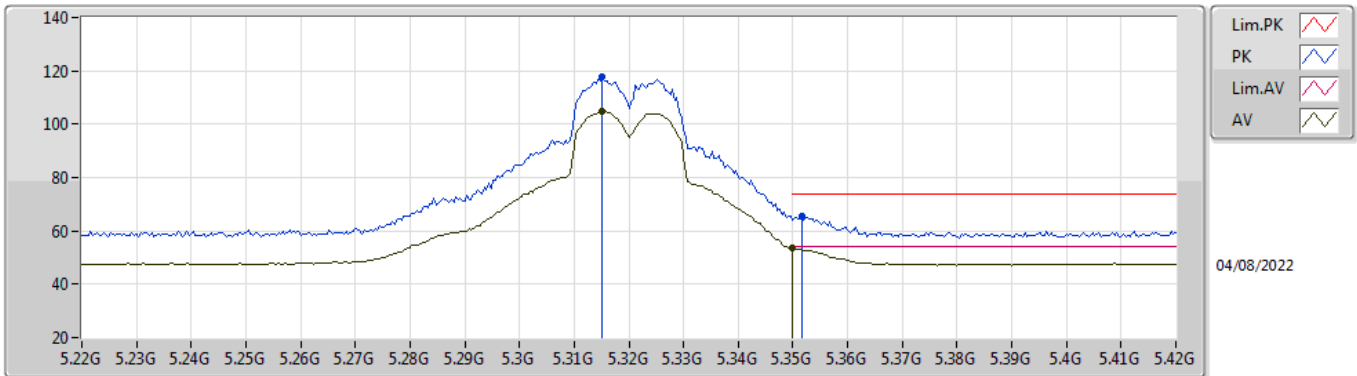


EUT_Z_2TX
Setting 21
02-F-K-3

Type	Freq (Hz)	Level (dBuV/m)	Limit (dBuV/m)	Margin (dB)	Raw (dBuV)	Dist (m)	Condition	Azimuth (°)	Height (m)	Comment	AF (dB)	CL (dB)	PA (dB)
PK	10.5998G	54.86	68.20	-13.34	40.68	3	Horizontal	346	1.07	-	38.50	7.54	31.86
PK	15.89248G	57.71	74.00	-16.29	41.97	3	Horizontal	147	2.39	-	37.32	9.95	31.53
AV	15.8966G	43.12	54.00	-10.88	27.40	3	Horizontal	147	2.39	-	37.31	9.95	31.54

802.11ax HEW20_Nss1,(MCS0)_2TX

5320MHz_TnomVnom

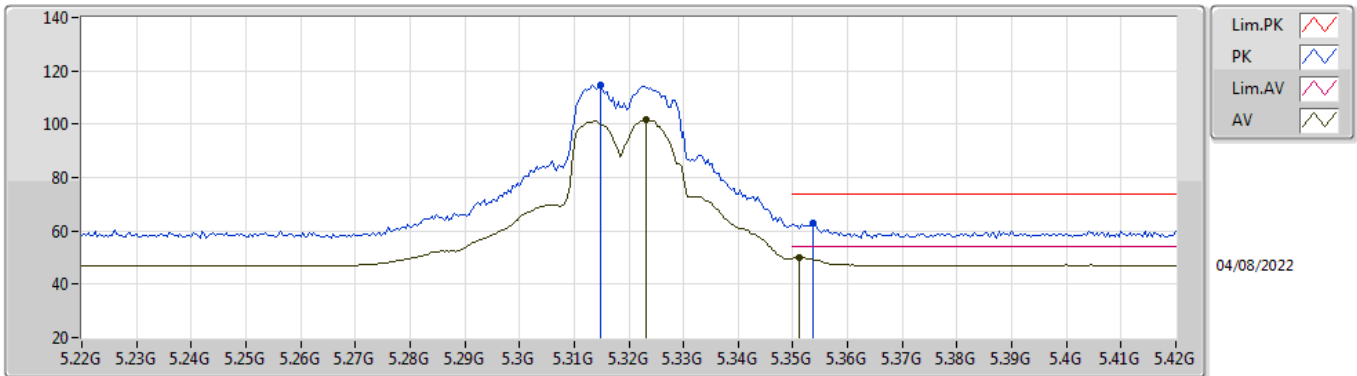


EUT_Z_2TX
Setting 19
02-F-K-3-10

Type	Freq (Hz)	Level (dBuV/m)	Limit (dBuV/m)	Margin (dB)	Raw (dBuV)	Dist (m)	Condition	Azimuth (°)	Height (m)	Comment	AF (dB)	CL (dB)	PA (dB)
PK	5.3152G	117.76	Inf	-Inf	109.29	3	Vertical	329	2.42	-	33.83	5.36	30.72
AV	5.3152G	104.67	Inf	-Inf	96.20	3	Vertical	329	2.42	-	33.83	5.36	30.72
PK	5.3516G	65.34	74.00	-8.66	56.78	3	Vertical	329	2.42	-	33.90	5.38	30.72
AV	5.35G	53.61	54.00	-0.39	45.05	3	Vertical	329	2.42	-	33.90	5.38	30.72

802.11ax HEW20_Nss1,(MCS0)_2TX

5320MHz_TnomVnom

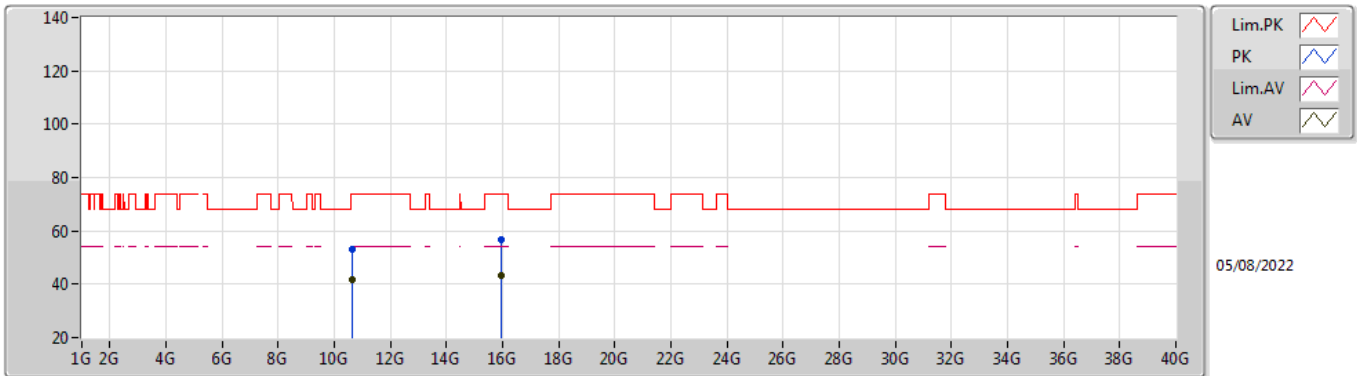


EUT_Z_2TX
Setting 19
02-F-K-3-10

Type	Freq (Hz)	Level (dBuV/m)	Limit (dBuV/m)	Margin (dB)	Raw (dBuV)	Dist (m)	Condition	Azimuth (°)	Height (m)	Comment	AF (dB)	CL (dB)	PA (dB)
PK	5.3148G	114.75	Inf	-Inf	106.28	3	Horizontal	143	2.88	-	33.83	5.36	30.72
AV	5.3232G	101.65	Inf	-Inf	93.16	3	Horizontal	143	2.88	-	33.85	5.36	30.72
PK	5.3536G	62.76	74.00	-11.24	54.19	3	Horizontal	143	2.88	-	33.91	5.38	30.72
AV	5.3512G	49.89	54.00	-4.11	41.33	3	Horizontal	143	2.88	-	33.90	5.38	30.72

802.11ax HEW20_Nss1,(MCS0)_2TX

5320MHz_TnomVnom

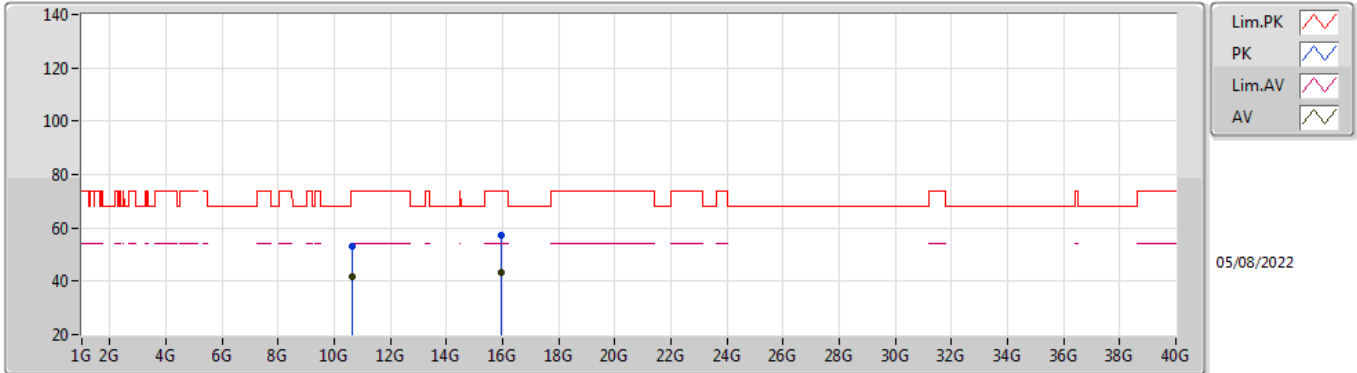


EUT Z_2TX
Setting 19
02-F-K-3

Type	Freq (Hz)	Level (dBuV/m)	Limit (dBuV/m)	Margin (dB)	Raw (dBuV)	Dist (m)	Condition	Azimuth (°)	Height (m)	Comment	AF (dB)	CL (dB)	PA (dB)
PK	10.6398G	53.15	74.00	-20.85	38.96	3	Vertical	203	1.84	-	38.50	7.56	31.87
AV	10.63996G	41.80	54.00	-12.20	27.61	3	Vertical	203	1.84	-	38.50	7.56	31.87
PK	15.9516G	56.47	74.00	-17.53	40.75	3	Vertical	182	2.07	-	37.30	9.98	31.56
AV	15.9518G	43.17	54.00	-10.83	27.45	3	Vertical	182	2.07	-	37.30	9.98	31.56

802.11ax HEW20_Nss1,(MCS0)_2TX

5320MHz_TnomVnom

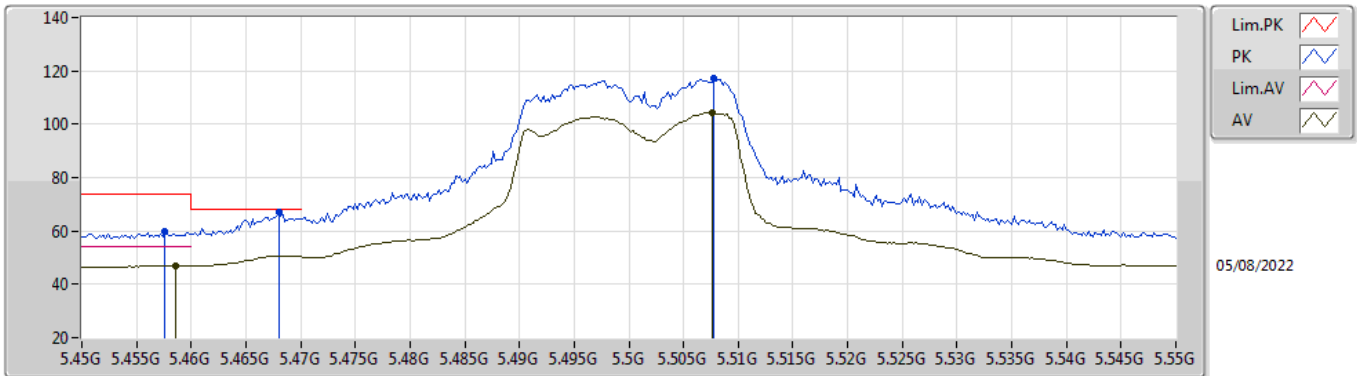


EUT Z_2TX
Setting 19
02-F-K-3

Type	Freq (Hz)	Level (dBuV/m)	Limit (dBuV/m)	Margin (dB)	Raw (dBuV)	Dist (m)	Condition	Azimuth (°)	Height (m)	Comment	AF (dB)	CL (dB)	PA (dB)
PK	10.63136G	52.91	74.00	-21.09	38.73	3	Horizontal	160	1.00	-	38.50	7.55	31.87
AV	10.63988G	41.88	54.00	-12.12	27.69	3	Horizontal	160	1.00	-	38.50	7.56	31.87
PK	15.96812G	57.17	74.00	-16.83	41.45	3	Horizontal	168	1.84	-	37.30	9.99	31.57
AV	15.96788G	43.11	54.00	-10.89	27.39	3	Horizontal	168	1.84	-	37.30	9.99	31.57

802.11ax HEW20_Nss1,(MCS0)_2TX

5500MHz_TnomVnom

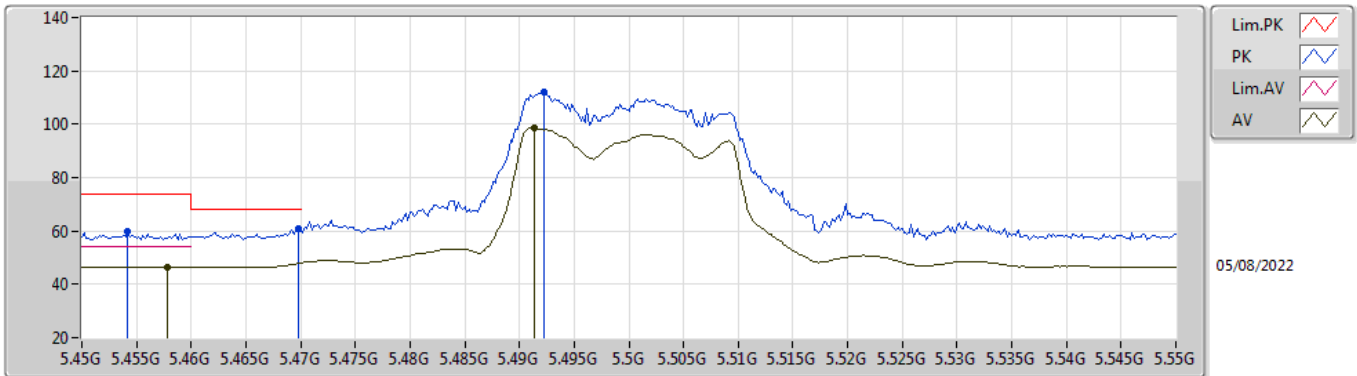


EUT_Z_2TX
Setting 18
02-F-G-4-10

Type	Freq (Hz)	Level (dBuV/m)	Limit (dBuV/m)	Margin (dB)	Raw (dBuV)	Dist (m)	Condition	Azimuth (°)	Height (m)	Comment	AF (dB)	CL (dB)	PA (dB)
PK	5.4576G	59.59	74.00	-14.41	50.85	3	Vertical	237	2.40	-	34.00	5.46	30.72
AV	5.4586G	46.99	54.00	-7.01	38.25	3	Vertical	237	2.40	-	34.00	5.46	30.72
PK	5.468G	66.92	68.20	-1.28	58.17	3	Vertical	237	2.40	-	34.00	5.47	30.72
PK	5.5078G	117.19	Inf	-Inf	108.41	3	Vertical	237	2.40	-	34.00	5.51	30.73
AV	5.5076G	104.34	Inf	-Inf	95.56	3	Vertical	237	2.40	-	34.00	5.51	30.73

802.11ax HEW20_Nss1,(MCS0)_2TX

5500MHz_TnomVnom

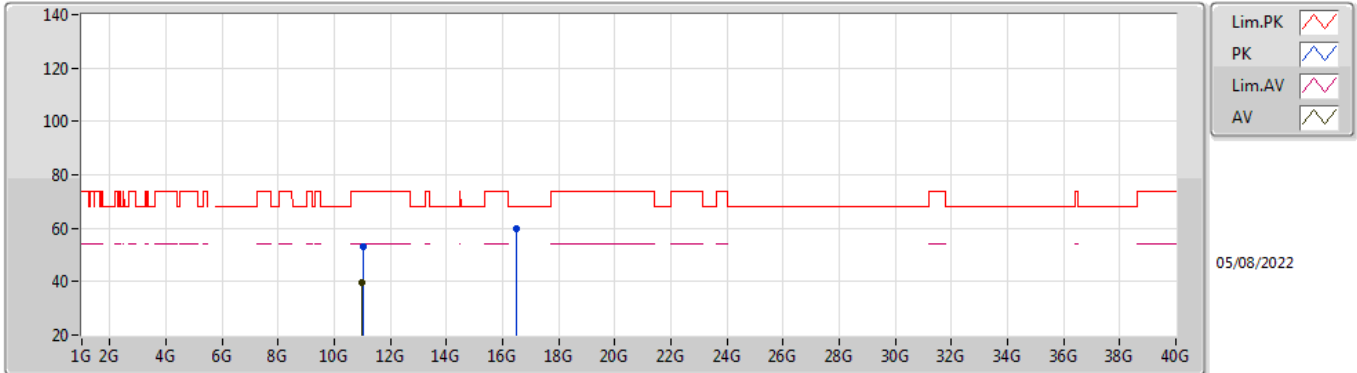


EUT_Z_2TX
Setting 18
02-F-G-4-10

Type	Freq (Hz)	Level (dBuV/m)	Limit (dBuV/m)	Margin (dB)	Raw (dBuV)	Dist (m)	Condition	Azimuth (°)	Height (m)	Comment	AF (dB)	CL (dB)	PA (dB)
PK	5.4542G	59.58	74.00	-14.42	50.85	3	Horizontal	104	2.48	-	34.00	5.45	30.72
AV	5.4578G	46.46	54.00	-7.54	37.72	3	Horizontal	104	2.48	-	34.00	5.46	30.72
PK	5.4698G	60.61	68.20	-7.59	51.86	3	Horizontal	104	2.48	-	34.00	5.47	30.72
PK	5.4922G	111.93	Inf	-Inf	103.16	3	Horizontal	104	2.48	-	34.00	5.49	30.72
AV	5.4914G	98.57	Inf	-Inf	89.80	3	Horizontal	104	2.48	-	34.00	5.49	30.72

802.11ax HEW20_Nss1,(MCS0)_2TX

5500MHz_TnomVnom

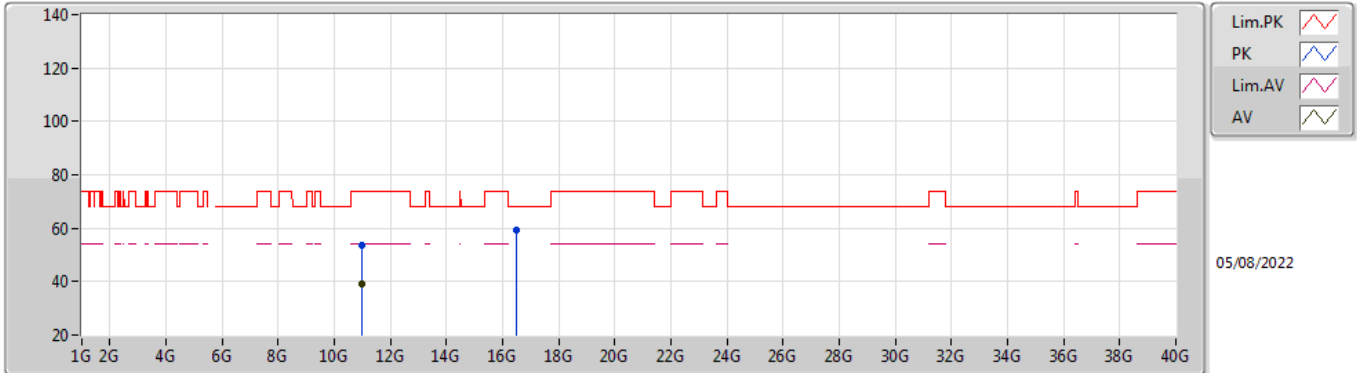


EUT_Z_2TX
Setting 18
02-F-G-4

Type	Freq (Hz)	Level (dBuV/m)	Limit (dBuV/m)	Margin (dB)	Raw (dBuV)	Dist (m)	Condition	Azimuth (°)	Height (m)	Comment	AF (dB)	CL (dB)	PA (dB)
PK	11.009G	53.04	74.00	-20.96	38.65	3	Vertical	241	2.58	-	38.61	7.70	31.92
AV	10.99508G	39.40	54.00	-14.60	25.02	3	Vertical	241	2.58	-	38.60	7.70	31.92
PK	16.49852G	59.83	68.20	-8.37	41.47	3	Vertical	348	1.80	-	39.09	10.25	30.98

802.11ax HEW20_Nss1,(MCS0)_2TX

5500MHz_TnomVnom

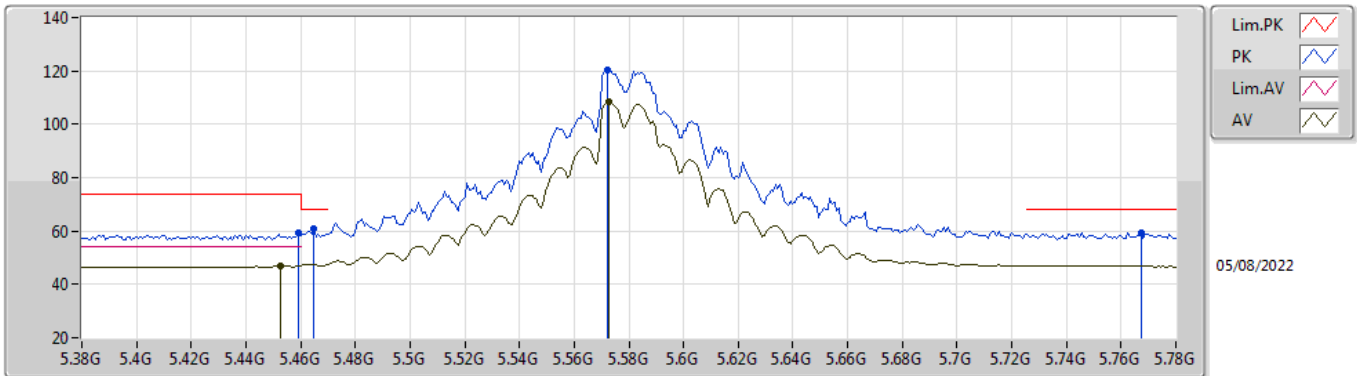


EUT_Z_2TX
Setting 18
02-F-G-4

Type	Freq (Hz)	Level (dBuV/m)	Limit (dBuV/m)	Margin (dB)	Raw (dBuV)	Dist (m)	Condition	Azimuth (°)	Height (m)	Comment	AF (dB)	CL (dB)	PA (dB)
PK	10.99476G	53.72	74.00	-20.28	39.35	3	Horizontal	58	1.28	-	38.59	7.70	31.92
AV	10.994G	39.33	54.00	-14.67	24.96	3	Horizontal	58	1.28	-	38.59	7.70	31.92
PK	16.504G	59.55	68.20	-8.65	41.16	3	Horizontal	192	1.50	-	39.11	10.25	30.97

802.11ax HEW20_Nss1,(MCS0)_2TX

5580MHz_TnomVnom

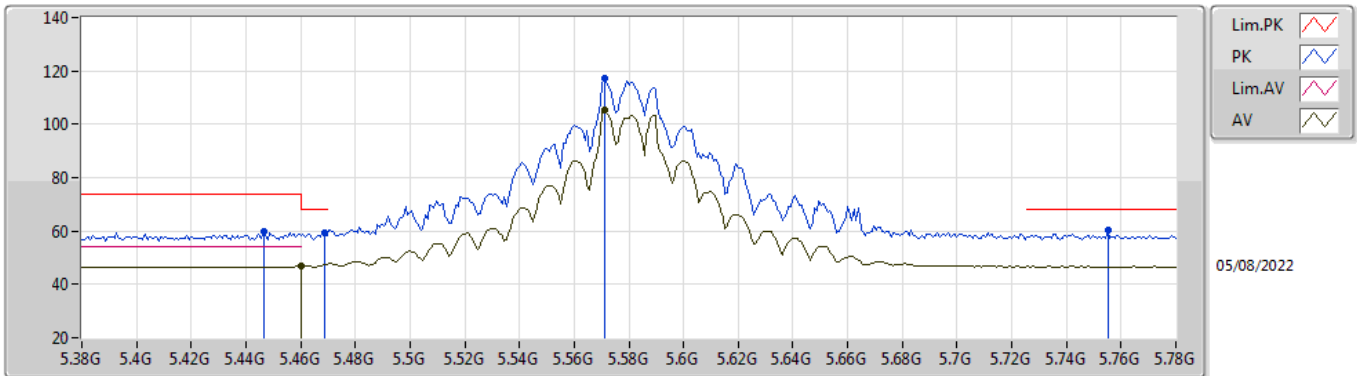


EUT_Z_2TX
Setting 23
02-F-G-4-10

Type	Freq (Hz)	Level (dBuV/m)	Limit (dBuV/m)	Margin (dB)	Raw (dBuV)	Dist (m)	Condition	Azimuth (°)	Height (m)	Comment	AF (dB)	CL (dB)	PA (dB)
PK	5.4592G	59.20	74.00	-14.80	50.46	3	Vertical	273	2.26	-	34.00	5.46	30.72
AV	5.4528G	47.03	54.00	-6.97	38.30	3	Vertical	273	2.26	-	34.00	5.45	30.72
PK	5.4648G	61.03	68.20	-7.17	52.29	3	Vertical	273	2.26	-	34.00	5.46	30.72
PK	5.572G	120.57	Inf	-Inf	111.81	3	Vertical	273	2.26	-	33.96	5.57	30.77
AV	5.5728G	108.42	Inf	-Inf	99.68	3	Vertical	273	2.26	-	33.95	5.57	30.78
PK	5.7672G	59.46	68.20	-8.74	50.98	3	Vertical	273	2.26	-	33.80	5.60	30.92

802.11ax HEW20_Nss1,(MCS0)_2TX

5580MHz_TnomVnom

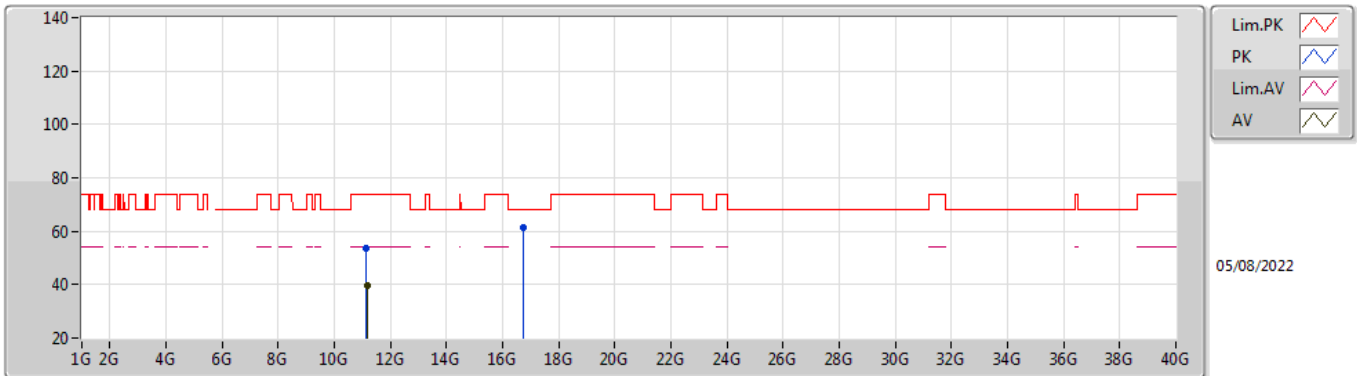


EUT_Z_2TX
Setting 23
02-F-G-4-10

Type	Freq (Hz)	Level (dBuV/m)	Limit (dBuV/m)	Margin (dB)	Raw (dBuV)	Dist (m)	Condition	Azimuth (°)	Height (m)	Comment	AF (dB)	CL (dB)	PA (dB)
PK	5.4464G	60.02	74.00	-13.98	51.29	3	Horizontal	224	3.00	-	34.00	5.45	30.72
PK	5.4688G	59.20	68.20	-9.00	50.45	3	Horizontal	224	3.00	-	34.00	5.47	30.72
AV	5.46G	46.91	54.00	-7.09	38.17	3	Horizontal	224	3.00	-	34.00	5.46	30.72
PK	5.5712G	117.14	Inf	-Inf	108.38	3	Horizontal	224	3.00	-	33.96	5.57	30.77
AV	5.5712G	105.46	Inf	-Inf	96.70	3	Horizontal	224	3.00	-	33.96	5.57	30.77
PK	5.7552G	60.11	68.20	-8.09	51.62	3	Horizontal	224	3.00	-	33.80	5.60	30.91

802.11ax HEW20_Nss1,(MCS0)_2TX

5580MHz_TnomVnom

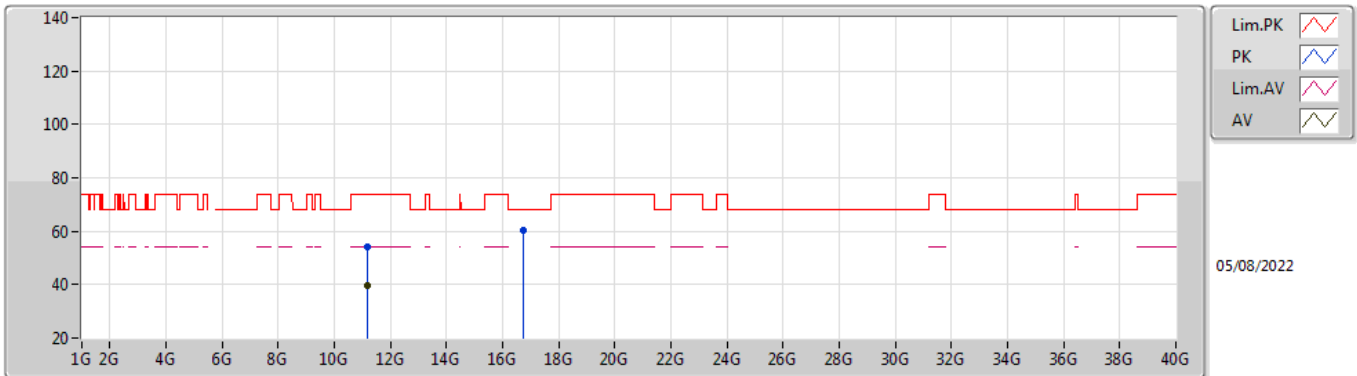


EUT_Z_2TX
Setting 23
02-F-G-4

Type	Freq (Hz)	Level (dBuV/m)	Limit (dBuV/m)	Margin (dB)	Raw (dBuV)	Dist (m)	Condition	Azimuth (°)	Height (m)	Comment	AF (dB)	CL (dB)	PA (dB)
PK	11.15292G	53.52	74.00	-20.48	38.99	3	Vertical	269	1.86	-	38.75	7.76	31.98
AV	11.15976G	39.81	54.00	-14.19	25.27	3	Vertical	269	1.86	-	38.76	7.76	31.98
PK	16.7342G	61.46	68.20	-6.74	41.86	3	Vertical	185	2.37	-	39.87	10.37	30.64

802.11ax HEW20_Nss1,(MCS0)_2TX

5580MHz_TnomVnom

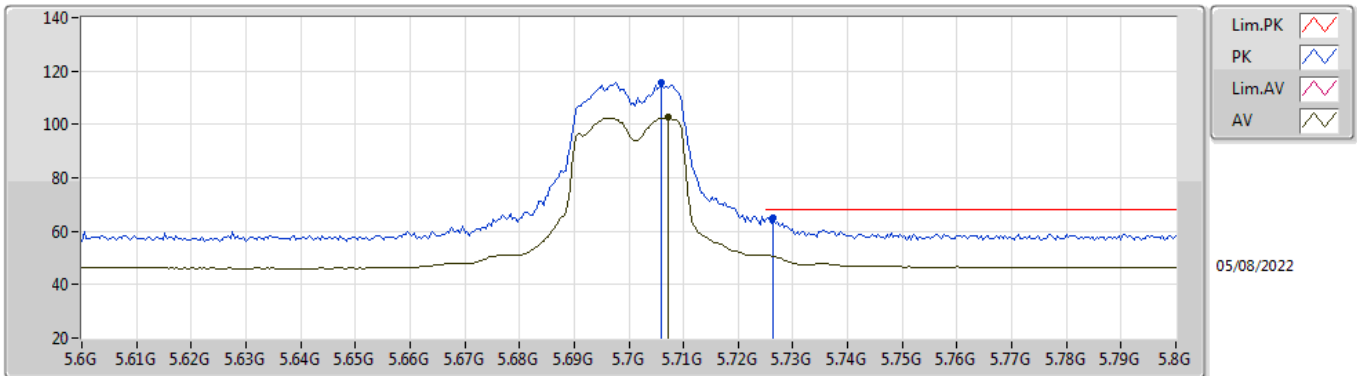


EUT_Z_2TX
Setting 23
02-F-G-4

Type	Freq (Hz)	Level (dBuV/m)	Limit (dBuV/m)	Margin (dB)	Raw (dBuV)	Dist (m)	Condition	Azimuth (°)	Height (m)	Comment	AF (dB)	CL (dB)	PA (dB)
PK	11.16004G	54.04	74.00	-19.96	39.50	3	Horizontal	151	1.97	-	38.76	7.76	31.98
AV	11.15988G	39.79	54.00	-14.21	25.25	3	Horizontal	151	1.97	-	38.76	7.76	31.98
PK	16.73352G	60.24	68.20	-7.96	40.64	3	Horizontal	206	1.12	-	39.87	10.37	30.64

802.11ax HEW20_Nss1,(MCS0)_2TX

5700MHz_TnomVnom

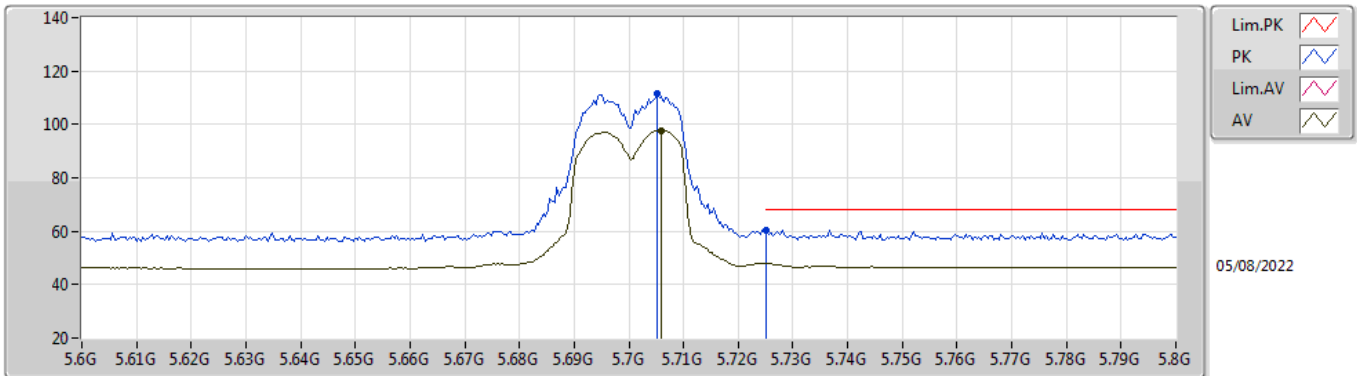


EUT_Z_2TX
Setting 17.5
02-F-G-4-10

Type	Freq (Hz)	Level (dBuV/m)	Limit (dBuV/m)	Margin (dB)	Raw (dBuV)	Dist (m)	Condition	Azimuth (°)	Height (m)	Comment	AF (dB)	CL (dB)	PA (dB)
PK	5.706G	115.78	Inf	-Inf	107.17	3	Vertical	268	2.28	-	33.89	5.60	30.88
AV	5.7072G	102.80	Inf	-Inf	94.19	3	Vertical	268	2.28	-	33.89	5.60	30.88
PK	5.7264G	65.13	68.20	-3.07	56.57	3	Vertical	268	2.28	-	33.85	5.60	30.89

802.11ax HEW20_Nss1,(MCS0)_2TX

5700MHz_TnomVnom

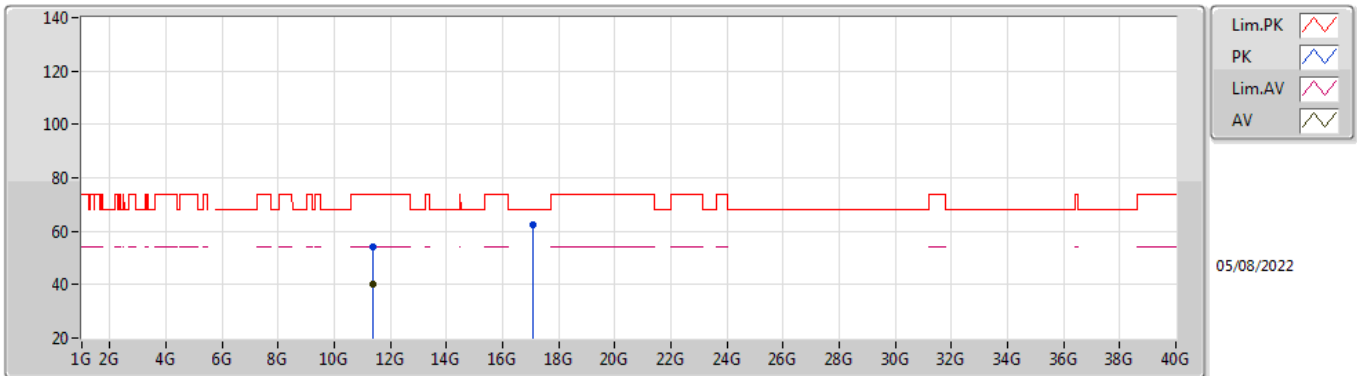


EUT_Z_2TX
Setting 17.5
02-F-G-4-10

Type	Freq (Hz)	Level (dBuV/m)	Limit (dBuV/m)	Margin (dB)	Raw (dBuV)	Dist (m)	Condition	Azimuth (°)	Height (m)	Comment	AF (dB)	CL (dB)	PA (dB)
PK	5.7052G	111.46	Inf	-Inf	102.85	3	Horizontal	112	2.40	-	33.89	5.60	30.88
AV	5.706G	97.72	Inf	-Inf	89.11	3	Horizontal	112	2.40	-	33.89	5.60	30.88
PK	5.7252G	60.55	68.20	-7.65	51.99	3	Horizontal	112	2.40	-	33.85	5.60	30.89

802.11ax HEW20_Nss1,(MCS0)_2TX

5700MHz_TnomVnom

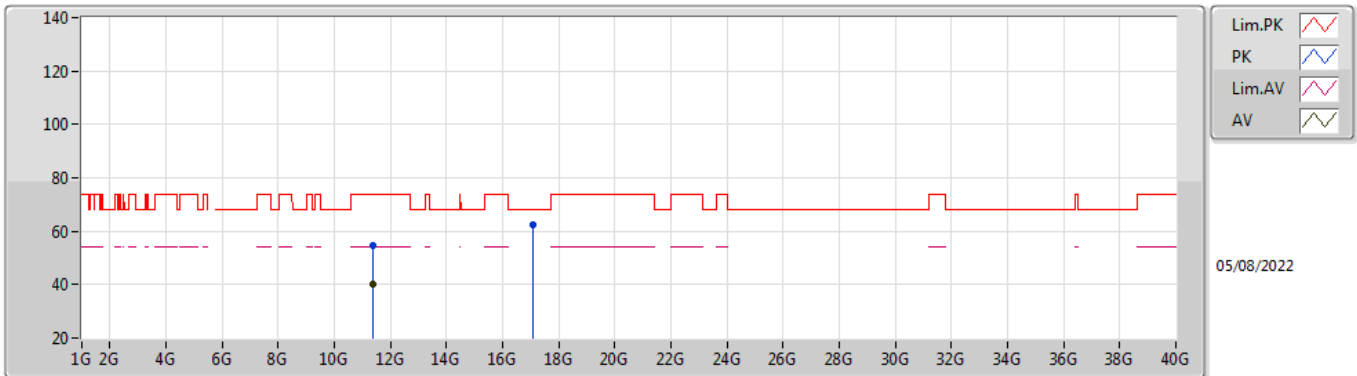


EUT_Z_2TX
Setting 17.5
02-F-G-4

Type	Freq (Hz)	Level (dBuV/m)	Limit (dBuV/m)	Margin (dB)	Raw (dBuV)	Dist (m)	Condition	Azimuth (°)	Height (m)	Comment	AF (dB)	CL (dB)	PA (dB)
PK	11.39948G	54.00	74.00	-20.00	39.42	3	Vertical	299	2.75	-	38.80	7.86	32.08
AV	11.3968G	40.07	54.00	-13.93	25.49	3	Vertical	299	2.75	-	38.80	7.86	32.08
PK	17.09544G	62.31	68.20	-5.89	40.63	3	Vertical	35	1.39	-	41.38	10.55	30.25

802.11ax HEW20_Nss1,(MCS0)_2TX

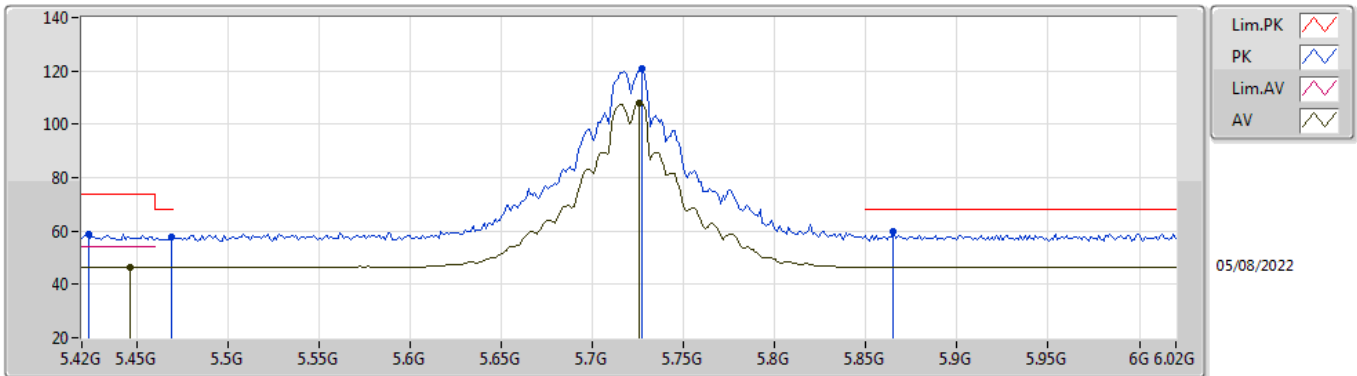
5700MHz_TnomVnom



EUT_Z_2TX
Setting 17.5
02-F-G-4

Type	Freq (Hz)	Level (dBuV/m)	Limit (dBuV/m)	Margin (dB)	Raw (dBuV)	Dist (m)	Condition	Azimuth (°)	Height (m)	Comment	AF (dB)	CL (dB)	PA (dB)
PK	11.39748G	54.77	74.00	-19.23	40.19	3	Horizontal	117	1.42	-	38.80	7.86	32.08
AV	11.39912G	40.11	54.00	-13.89	25.53	3	Horizontal	117	1.42	-	38.80	7.86	32.08
PK	17.10516G	62.58	68.20	-5.62	40.85	3	Horizontal	229	1.23	-	41.43	10.55	30.25

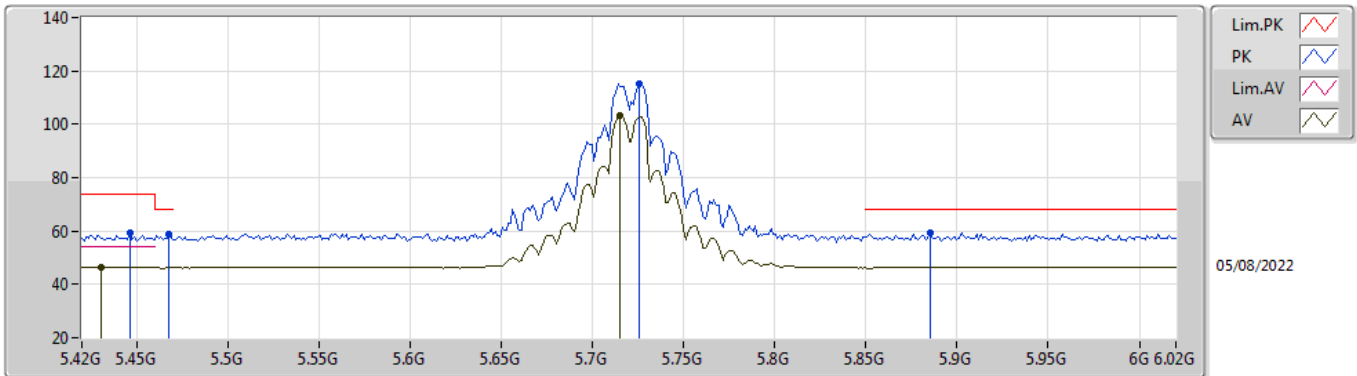
802.11ax HEW20_Nss1,(MCS0)_2TX
5720MHz Straddle 5.47-5.725GHz_TnomVnom



EUT_Z_2TX
 Setting 23
 02-F-G-4-10

Type	Freq (Hz)	Level (dBuV/m)	Limit (dBuV/m)	Margin (dB)	Raw (dBuV)	Dist (m)	Condition	Azimuth (°)	Height (m)	Comment	AF (dB)	CL (dB)	PA (dB)
PK	5.4236G	58.66	74.00	-15.34	49.96	3	Vertical	271	2.38	-	34.00	5.42	30.72
AV	5.4464G	46.37	54.00	-7.63	37.64	3	Vertical	271	2.38	-	34.00	5.45	30.72
PK	5.4692G	57.91	68.20	-10.29	49.16	3	Vertical	271	2.38	-	34.00	5.47	30.72
PK	5.7272G	120.96	Inf	-Inf	112.40	3	Vertical	271	2.38	-	33.85	5.60	30.89
AV	5.726G	108.08	Inf	-Inf	99.52	3	Vertical	271	2.38	-	33.85	5.60	30.89
PK	5.8652G	59.90	68.20	-8.30	51.34	3	Vertical	271	2.38	-	33.89	5.67	31.00

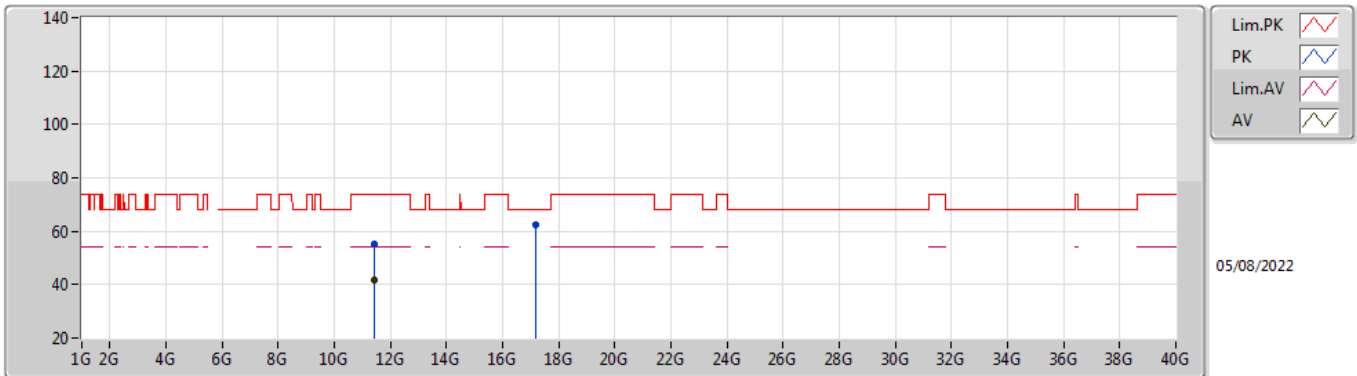
802.11ax HEW20_Nss1,(MCS0)_2TX
5720MHz Straddle 5.47-5.725GHz_TnomVnom



EUT_Z_2TX
 Setting 23
 02-F-G-4-10

Type	Freq (Hz)	Level (dBuV/m)	Limit (dBuV/m)	Margin (dB)	Raw (dBuV)	Dist (m)	Condition	Azimuth (°)	Height (m)	Comment	AF (dB)	CL (dB)	PA (dB)
PK	5.4464G	59.28	74.00	-14.72	50.55	3	Horizontal	112	2.67	-	34.00	5.45	30.72
AV	5.4308G	46.40	54.00	-7.60	37.69	3	Horizontal	112	2.67	-	34.00	5.43	30.72
PK	5.468G	58.65	68.20	-9.55	49.90	3	Horizontal	112	2.67	-	34.00	5.47	30.72
PK	5.726G	115.40	Inf	-Inf	106.84	3	Horizontal	112	2.67	-	33.85	5.60	30.89
AV	5.7152G	103.27	Inf	-Inf	94.68	3	Horizontal	112	2.67	-	33.87	5.60	30.88
PK	5.8856G	59.26	68.20	-8.94	50.57	3	Horizontal	112	2.67	-	34.01	5.69	31.01

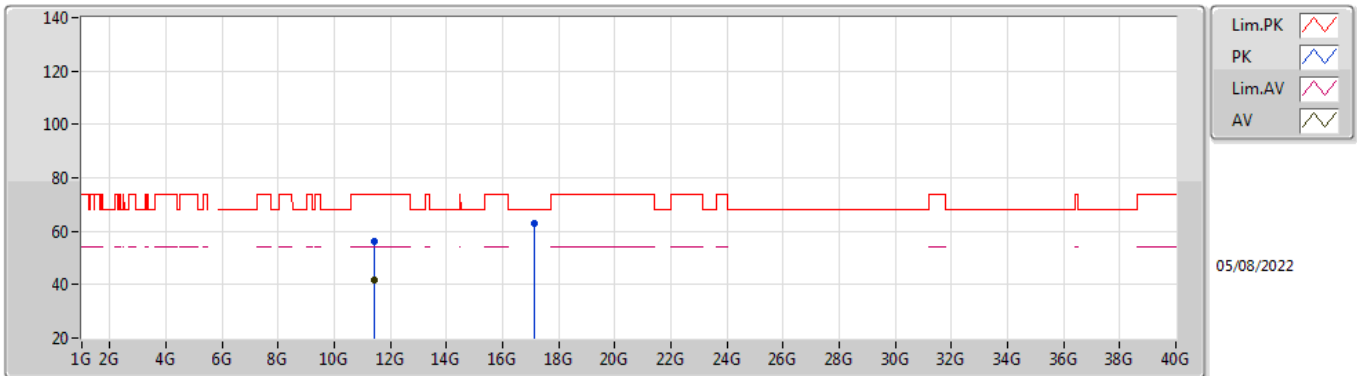
802.11ax HEW20_Nss1,(MCS0)_2TX
5720MHz Straddle 5.47-5.725GHz_TnomVnom



EUT_Z_2TX
 Setting 23
 02-F-G-4

Type	Freq (Hz)	Level (dBuV/m)	Limit (dBuV/m)	Margin (dB)	Raw (dBuV)	Dist (m)	Condition	Azimuth (°)	Height (m)	Comment	AF (dB)	CL (dB)	PA (dB)
PK	11.43956G	55.38	74.00	-18.62	40.72	3	Vertical	37	2.13	-	38.88	7.88	32.10
AV	11.443G	41.58	54.00	-12.42	26.91	3	Vertical	37	2.13	-	38.89	7.88	32.10
PK	17.16324G	62.42	68.20	-5.78	40.30	3	Vertical	343	2.88	-	41.78	10.58	30.24

802.11ax HEW20_Nss1,(MCS0)_2TX
5720MHz Straddle 5.47-5.725GHz_TnomVnom

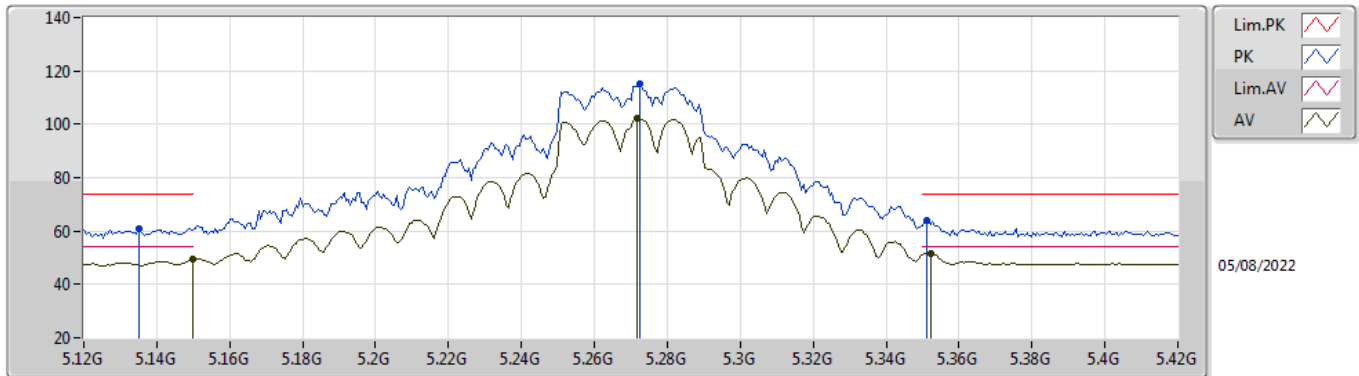


EUT_Z_2TX
 Setting 23
 02-F-G-4

Type	Freq (Hz)	Level (dBuV/m)	Limit (dBuV/m)	Margin (dB)	Raw (dBuV)	Dist (m)	Condition	Azimuth (°)	Height (m)	Comment	AF (dB)	CL (dB)	PA (dB)
PK	11.4476G	56.00	74.00	-18.00	41.32	3	Horizontal	53	2.67	-	38.90	7.88	32.10
AV	11.44568G	41.57	54.00	-12.43	26.90	3	Horizontal	53	2.67	-	38.89	7.88	32.10
PK	17.15164G	62.96	68.20	-5.24	40.91	3	Horizontal	22	2.42	-	41.71	10.58	30.24

802.11ax HEW40_Nss1,(MCS0)_2TX

5270MHz_TnomVnom

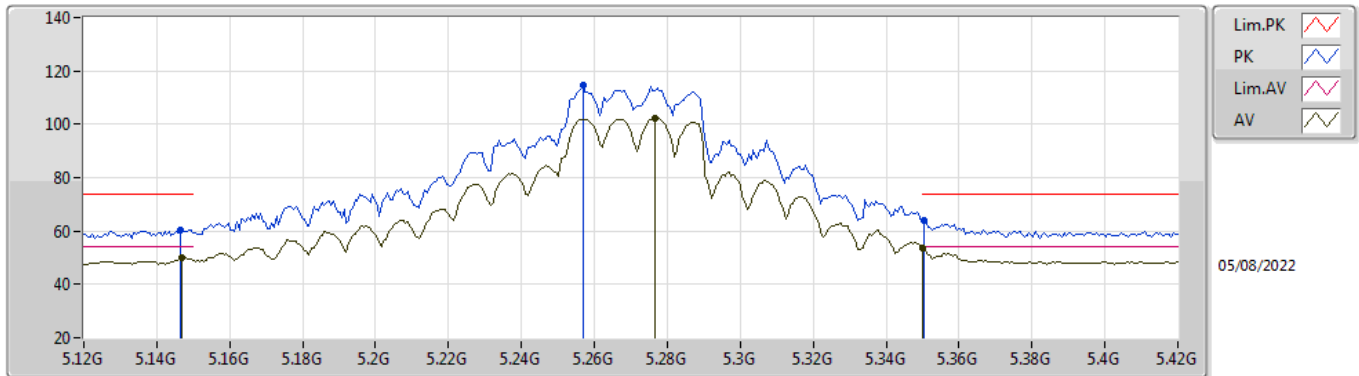


EUT_Z_2TX
Setting 20
02-F-K-3-10

Type	Freq (Hz)	Level (dBuV/m)	Limit (dBuV/m)	Margin (dB)	Raw (dBuV)	Dist (m)	Condition	Azimuth (°)	Height (m)	Comment	AF (dB)	CL (dB)	PA (dB)
PK	5.135G	60.94	74.00	-13.06	52.86	3	Vertical	360	2.06	-	33.57	5.24	30.73
AV	5.15G	49.38	54.00	-4.62	41.26	3	Vertical	360	2.06	-	33.60	5.25	30.73
PK	5.2724G	115.33	Inf	-Inf	106.97	3	Vertical	360	2.06	-	33.74	5.34	30.72
AV	5.2718G	102.15	Inf	-Inf	93.79	3	Vertical	360	2.06	-	33.74	5.34	30.72
PK	5.351G	64.00	74.00	-10.00	55.44	3	Vertical	360	2.06	-	33.90	5.38	30.72
AV	5.3522G	51.67	54.00	-2.33	43.11	3	Vertical	360	2.06	-	33.90	5.38	30.72

802.11ax HEW40_Nss1,(MCS0)_2TX

5270MHz_TnomVnom

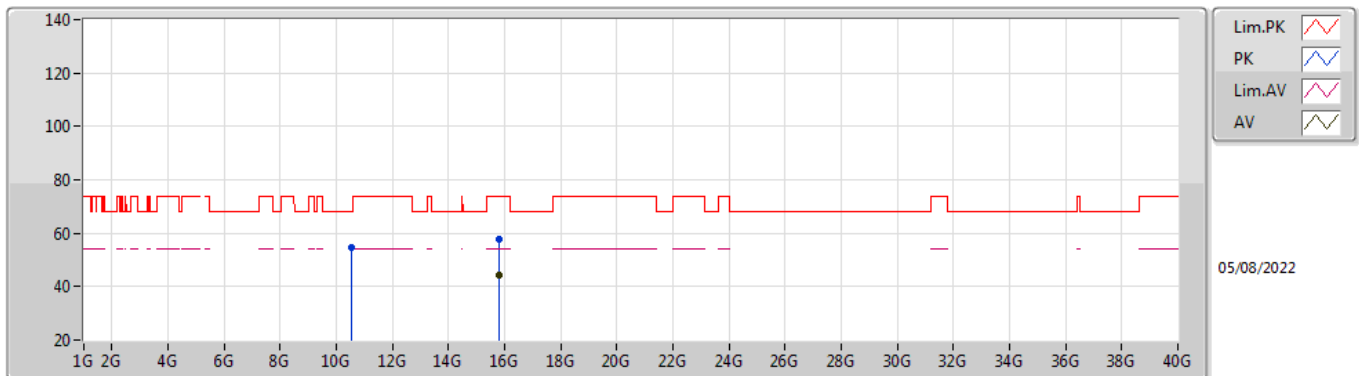


EUT_Z_2TX
Setting 20
02-F-K-3-10

Type	Freq (Hz)	Level (dBuV/m)	Limit (dBuV/m)	Margin (dB)	Raw (dBuV)	Dist (m)	Condition	Azimuth (°)	Height (m)	Comment	AF (dB)	CL (dB)	PA (dB)
PK	5.1464G	60.57	74.00	-13.43	52.46	3	Horizontal	141	2.39	-	33.59	5.25	30.73
AV	5.147G	50.19	54.00	-3.81	42.08	3	Horizontal	141	2.39	-	33.59	5.25	30.73
PK	5.2568G	114.71	Inf	-Inf	106.39	3	Horizontal	141	2.39	-	33.71	5.33	30.72
AV	5.2766G	102.50	Inf	-Inf	94.13	3	Horizontal	141	2.39	-	33.75	5.34	30.72
PK	5.3504G	64.19	74.00	-9.81	55.63	3	Horizontal	141	2.39	-	33.90	5.38	30.72
AV	5.35G	53.82	54.00	-0.18	45.26	3	Horizontal	141	2.39	-	33.90	5.38	30.72

802.11ax HEW40_Nss1,(MCS0)_2TX

5270MHz_TnomVnom

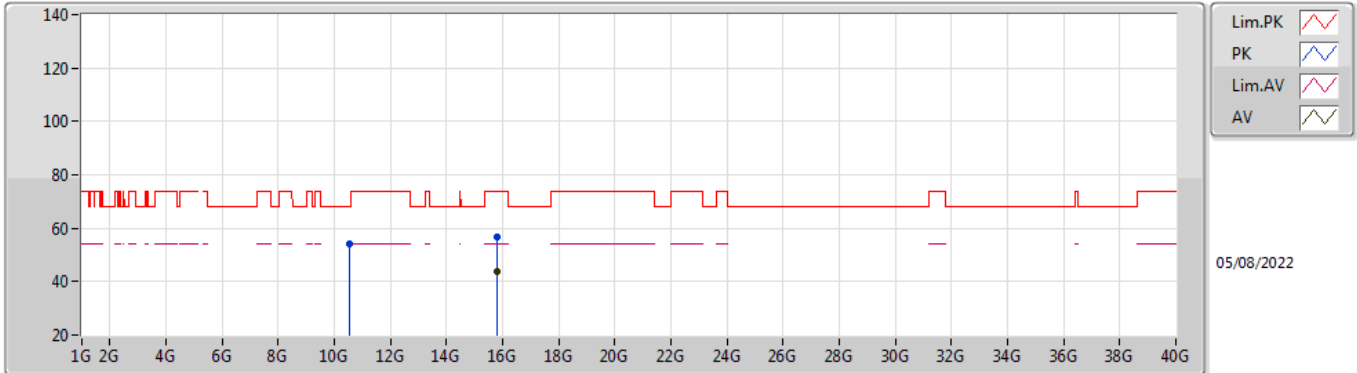


EUT_Z_2TX
Setting 20
02-F-K-3

Type	Freq (Hz)	Level (dBuV/m)	Limit (dBuV/m)	Margin (dB)	Raw (dBuV)	Dist (m)	Condition	Azimuth (°)	Height (m)	Comment	AF (dB)	CL (dB)	PA (dB)
PK	10.53992G	54.65	68.20	-13.55	40.43	3	Vertical	134	1.35	-	38.56	7.52	31.86
PK	15.81284G	57.58	74.00	-16.42	41.68	3	Vertical	117	1.55	-	37.47	9.92	31.49
AV	15.80192G	44.10	54.00	-9.90	28.18	3	Vertical	117	1.55	-	37.50	9.91	31.49

802.11ax HEW40_Nss1,(MCS0)_2TX

5270MHz_TnomVnom

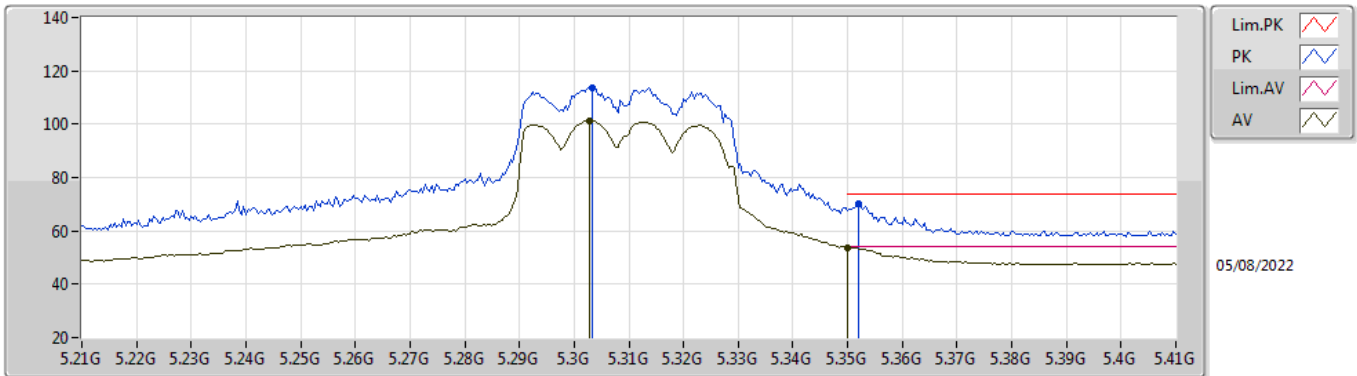


EUT_Z_2TX
Setting 20
02-F-K-3

Type	Freq (Hz)	Level (dBuV/m)	Limit (dBuV/m)	Margin (dB)	Raw (dBuV)	Dist (m)	Condition	Azimuth (°)	Height (m)	Comment	AF (dB)	CL (dB)	PA (dB)
PK	10.53988G	54.07	68.20	-14.13	39.85	3	Horizontal	224	2.47	-	38.56	7.52	31.86
PK	15.81436G	56.72	74.00	-17.28	40.82	3	Horizontal	221	1.43	-	37.47	9.92	31.49
AV	15.80704G	44.01	54.00	-9.99	28.10	3	Horizontal	221	1.43	-	37.49	9.91	31.49

802.11ax HEW40_Nss1,(MCS0)_2TX

5310MHz_TnomVnom

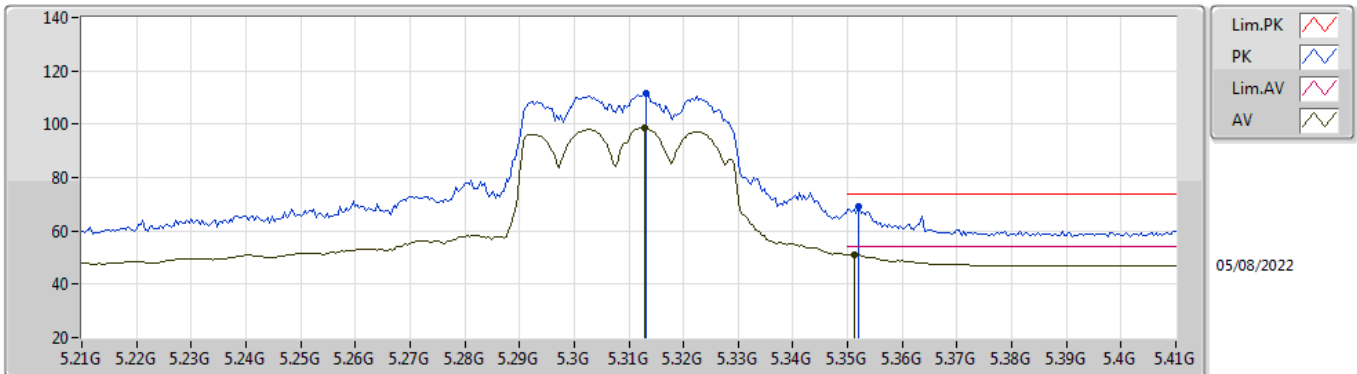


EUT_Z_2TX
Setting 17.5
02-F-K-3-10

Type	Freq (Hz)	Level (dBuV/m)	Limit (dBuV/m)	Margin (dB)	Raw (dBuV)	Dist (m)	Condition	Azimuth (°)	Height (m)	Comment	AF (dB)	CL (dB)	PA (dB)
PK	5.3032G	113.87	Inf	-Inf	105.43	3	Vertical	337	2.66	-	33.81	5.35	30.72
AV	5.3028G	101.44	Inf	-Inf	93.00	3	Vertical	337	2.66	-	33.81	5.35	30.72
PK	5.352G	70.21	74.00	-3.79	61.65	3	Vertical	337	2.66	-	33.90	5.38	30.72
AV	5.35G	53.74	54.00	-0.26	45.18	3	Vertical	337	2.66	-	33.90	5.38	30.72

802.11ax HEW40_Nss1,(MCS0)_2TX

5310MHz_TnomVnom

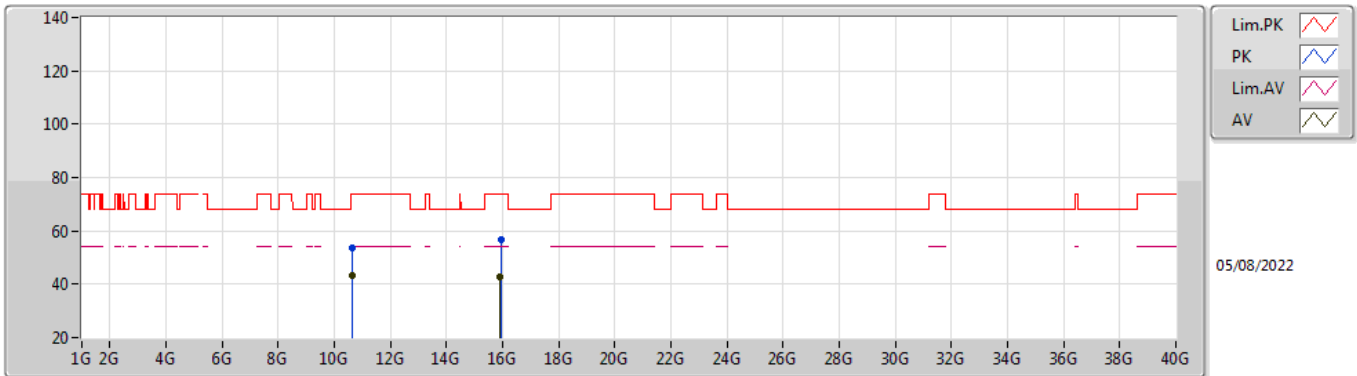


EUT Z_2TX
Setting 17.5
02-F-K-3-10

Type	Freq (Hz)	Level (dBuV/m)	Limit (dBuV/m)	Margin (dB)	Raw (dBuV)	Dist (m)	Condition	Azimuth (°)	Height (m)	Comment	AF (dB)	CL (dB)	PA (dB)
PK	5.3132G	111.56	Inf	-Inf	103.09	3	Horizontal	143	2.38	-	33.83	5.36	30.72
AV	5.3128G	98.58	Inf	-Inf	90.11	3	Horizontal	143	2.38	-	33.83	5.36	30.72
PK	5.352G	69.03	74.00	-4.97	60.47	3	Horizontal	143	2.38	-	33.90	5.38	30.72
AV	5.3512G	51.04	54.00	-2.96	42.48	3	Horizontal	143	2.38	-	33.90	5.38	30.72

802.11ax HEW40_Nss1,(MCS0)_2TX

5310MHz_TnomVnom

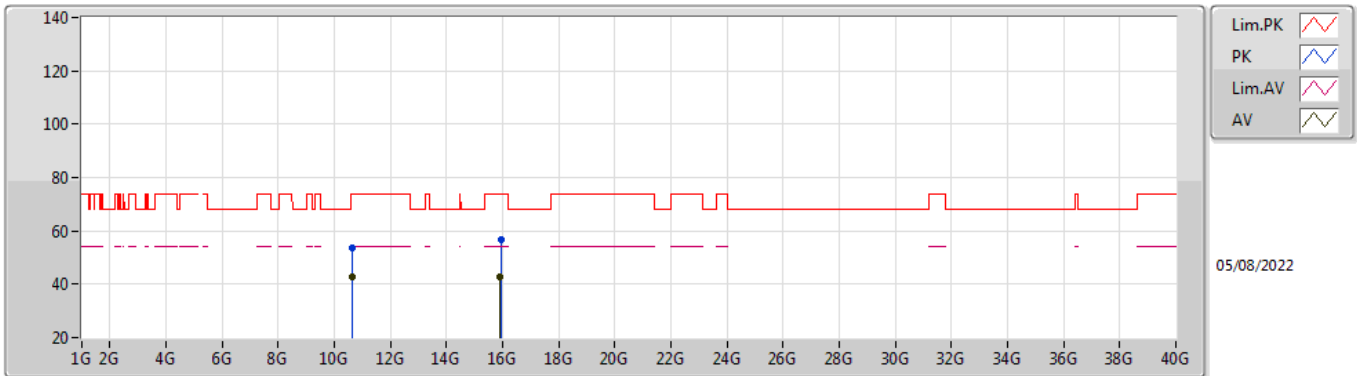


EUT Z_2TX
Setting 17.5
02-F-K-3

Type	Freq (Hz)	Level (dBuV/m)	Limit (dBuV/m)	Margin (dB)	Raw (dBuV)	Dist (m)	Condition	Azimuth (°)	Height (m)	Comment	AF (dB)	CL (dB)	PA (dB)
PK	10.61996G	53.79	74.00	-20.21	39.61	3	Vertical	338	2.01	-	38.50	7.55	31.87
AV	10.61988G	43.06	54.00	-10.94	28.88	3	Vertical	338	2.01	-	38.50	7.55	31.87
PK	15.93356G	56.97	74.00	-17.03	41.26	3	Vertical	229	2.20	-	37.30	9.97	31.56
AV	15.92G	42.96	54.00	-11.04	27.25	3	Vertical	229	2.20	-	37.30	9.96	31.55

802.11ax HEW40_Nss1,(MCS0)_2TX

5310MHz_TnomVnom

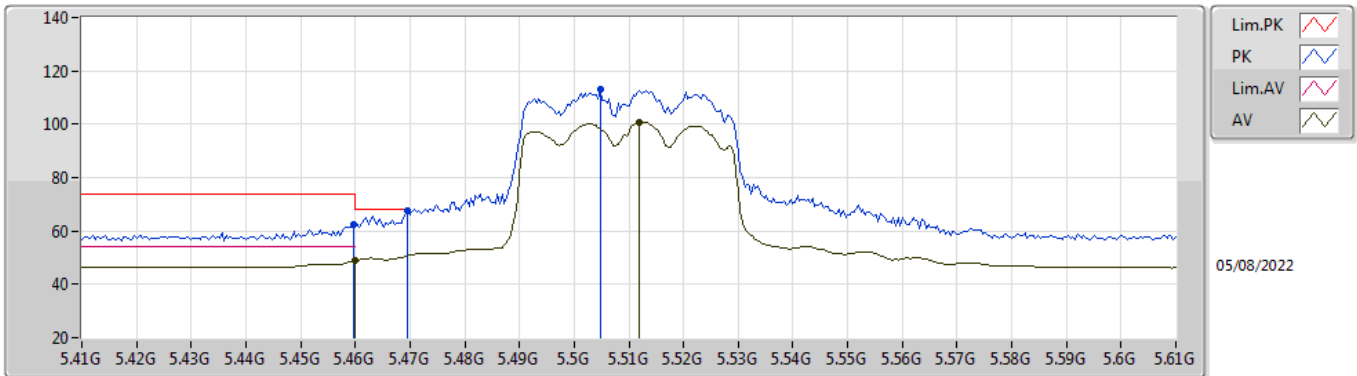


EUT Z_2TX
Setting 17.5
02-F-K-3

Type	Freq (Hz)	Level (dBuV/m)	Limit (dBuV/m)	Margin (dB)	Raw (dBuV)	Dist (m)	Condition	Azimuth (°)	Height (m)	Comment	AF (dB)	CL (dB)	PA (dB)
PK	10.62G	53.87	74.00	-20.13	39.69	3	Horizontal	325	2.01	-	38.50	7.55	31.87
AV	10.61988G	42.90	54.00	-11.10	28.72	3	Horizontal	325	2.01	-	38.50	7.55	31.87
PK	15.92692G	56.64	74.00	-17.36	40.92	3	Horizontal	174	2.32	-	37.30	9.97	31.55
AV	15.92028G	42.88	54.00	-11.12	27.17	3	Horizontal	174	2.32	-	37.30	9.96	31.55

802.11ax HEW40_Nss1,(MCS0)_2TX

5510MHz_TnomVnom

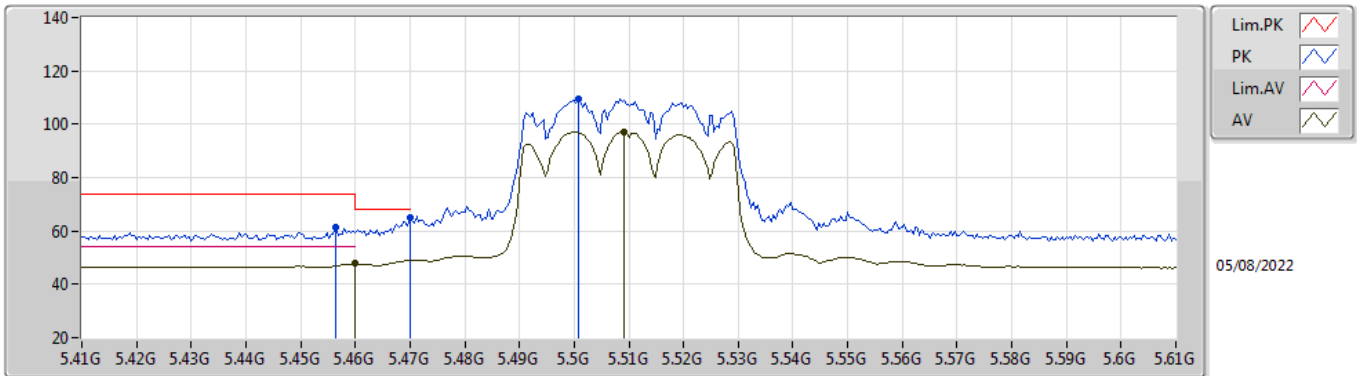


EUT_Z_2TX
Setting 17
02-F-G-4-10

Type	Freq (Hz)	Level (dBuV/m)	Limit (dBuV/m)	Margin (dB)	Raw (dBuV)	Dist (m)	Condition	Azimuth (°)	Height (m)	Comment	AF (dB)	CL (dB)	PA (dB)
PK	5.4596G	62.36	74.00	-11.64	53.62	3	Vertical	273	2.09	-	34.00	5.46	30.72
AV	5.46G	48.91	54.00	-5.09	40.17	3	Vertical	273	2.09	-	34.00	5.46	30.72
PK	5.4696G	67.74	68.20	-0.46	58.99	3	Vertical	273	2.09	-	34.00	5.47	30.72
PK	5.5048G	112.86	Inf	-Inf	104.08	3	Vertical	273	2.09	-	34.00	5.50	30.72
AV	5.512G	100.89	Inf	-Inf	92.11	3	Vertical	273	2.09	-	34.00	5.51	30.73

802.11ax HEW40_Nss1,(MCS0)_2TX

5510MHz_TnomVnom

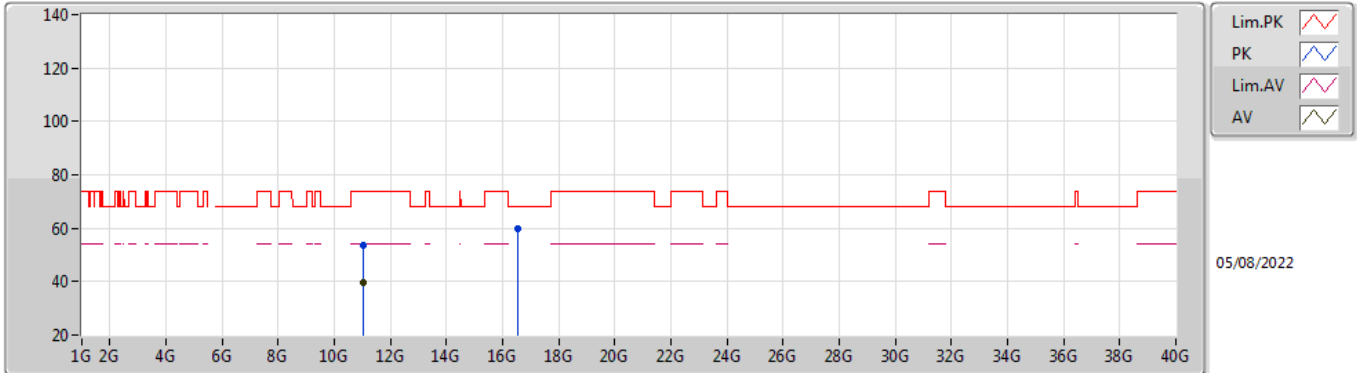


EUT_Z_2TX
Setting 17
02-F-G-4-10

Type	Freq (Hz)	Level (dBuV/m)	Limit (dBuV/m)	Margin (dB)	Raw (dBuV)	Dist (m)	Condition	Azimuth (°)	Height (m)	Comment	AF (dB)	CL (dB)	PA (dB)
PK	5.4564G	61.15	74.00	-12.85	52.41	3	Horizontal	230	2.93	-	34.00	5.46	30.72
AV	5.46G	47.70	54.00	-6.30	38.96	3	Horizontal	230	2.93	-	34.00	5.46	30.72
PK	5.47G	65.23	68.20	-2.97	56.48	3	Horizontal	230	2.93	-	34.00	5.47	30.72
PK	5.5008G	109.47	Inf	-Inf	100.69	3	Horizontal	230	2.93	-	34.00	5.50	30.72
AV	5.5092G	97.29	Inf	-Inf	88.51	3	Horizontal	230	2.93	-	34.00	5.51	30.73

802.11ax HEW40_Nss1,(MCS0)_2TX

5510MHz_TnomVnom

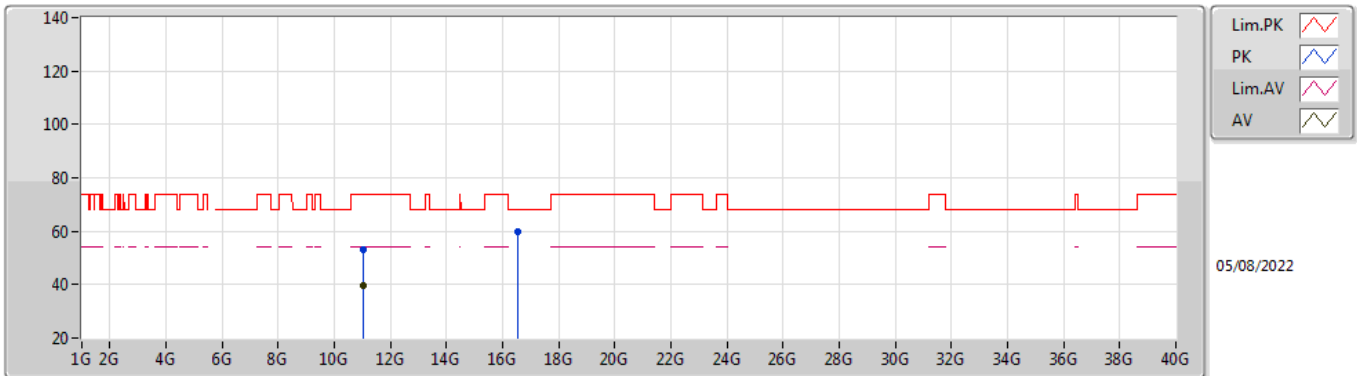


EUT_Z_2TX
Setting 17
02-F-G-4

Type	Freq (Hz)	Level (dBuV/m)	Limit (dBuV/m)	Margin (dB)	Raw (dBuV)	Dist (m)	Condition	Azimuth (°)	Height (m)	Comment	AF (dB)	CL (dB)	PA (dB)
PK	11.01748G	53.48	74.00	-20.52	39.08	3	Vertical	117	2.39	-	38.62	7.71	31.93
AV	11.01724G	39.56	54.00	-14.44	25.16	3	Vertical	117	2.39	-	38.62	7.71	31.93
PK	16.5398G	59.63	68.20	-8.57	41.06	3	Vertical	112	1.94	-	39.22	10.27	30.92

802.11ax HEW40_Nss1,(MCS0)_2TX

5510MHz_TnomVnom

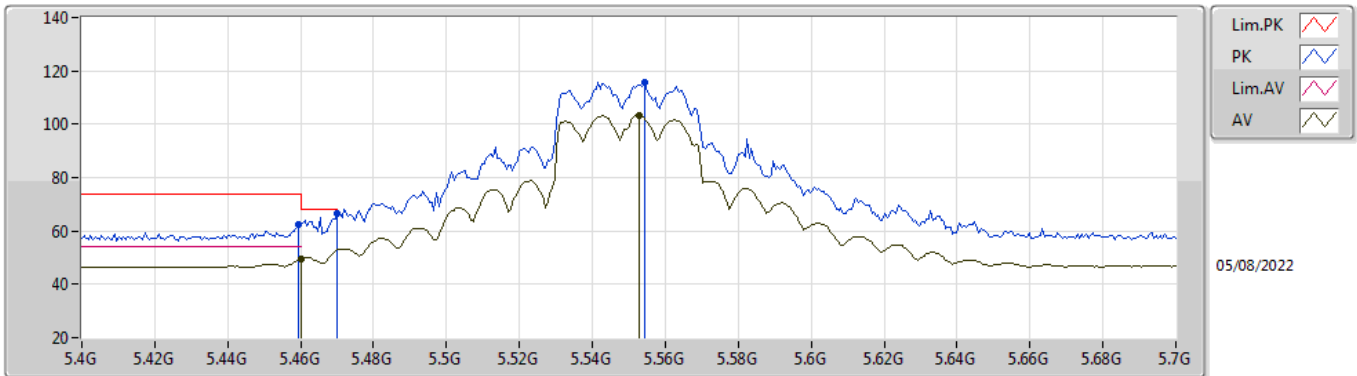


EUT_Z_2TX
Setting 17
02-F-G-4

Type	Freq (Hz)	Level (dBuV/m)	Limit (dBuV/m)	Margin (dB)	Raw (dBuV)	Dist (m)	Condition	Azimuth (°)	Height (m)	Comment	AF (dB)	CL (dB)	PA (dB)
PK	11.0176G	53.21	74.00	-20.79	38.81	3	Horizontal	58	1.59	-	38.62	7.71	31.93
AV	11.01496G	39.52	54.00	-14.48	25.13	3	Horizontal	58	1.59	-	38.61	7.71	31.93
PK	16.53748G	59.78	68.20	-8.42	41.23	3	Horizontal	189	2.28	-	39.21	10.27	30.93

802.11ax HEW40_Nss1,(MCS0)_2TX

5550MHz_TnomVnom

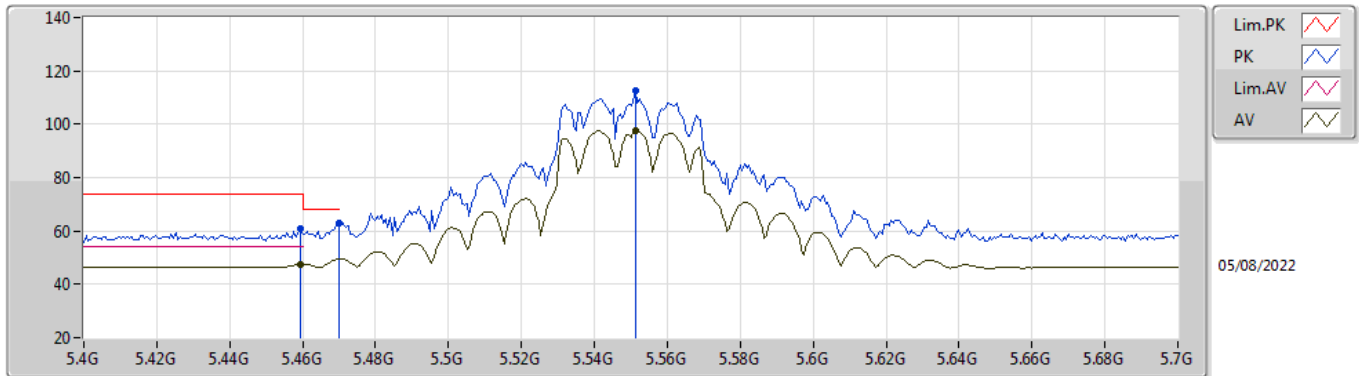


EUT_Z_2TX
Setting 20
02-F-G-4-10

Type	Freq (Hz)	Level (dBuV/m)	Limit (dBuV/m)	Margin (dB)	Raw (dBuV)	Dist (m)	Condition	Azimuth (°)	Height (m)	Comment	AF (dB)	CL (dB)	PA (dB)
PK	5.4594G	62.49	74.00	-11.51	53.75	3	Vertical	272	2.40	-	34.00	5.46	30.72
AV	5.46G	49.64	54.00	-4.36	40.90	3	Vertical	272	2.40	-	34.00	5.46	30.72
PK	5.47G	66.57	68.20	-1.63	57.82	3	Vertical	272	2.40	-	34.00	5.47	30.72
PK	5.5542G	115.60	Inf	-Inf	106.82	3	Vertical	272	2.40	-	33.99	5.55	30.76
AV	5.553G	103.17	Inf	-Inf	94.39	3	Vertical	272	2.40	-	33.99	5.55	30.76

802.11ax HEW40_Nss1,(MCS0)_2TX

5550MHz_TnomVnom

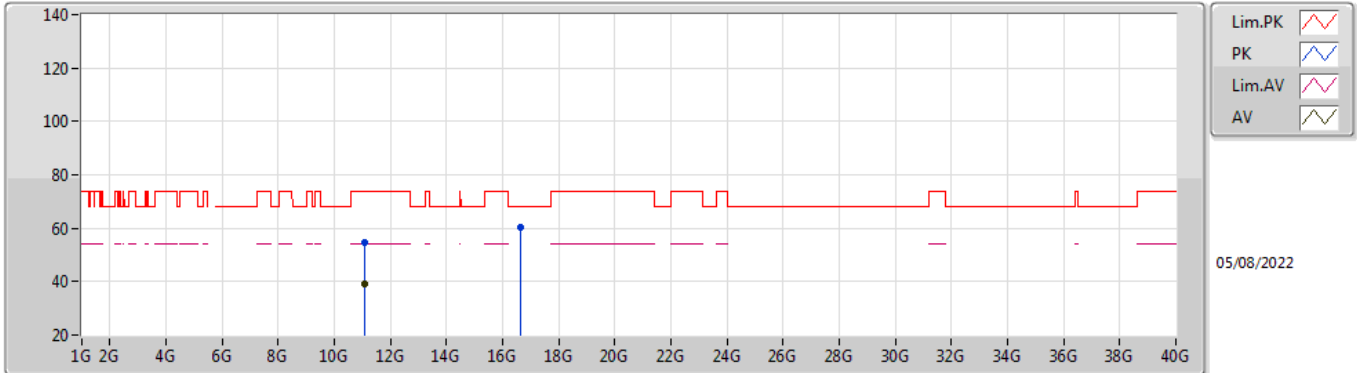


EUT_Z_2TX
Setting 20
02-F-G-4-10

Type	Freq (Hz)	Level (dBuV/m)	Limit (dBuV/m)	Margin (dB)	Raw (dBuV)	Dist (m)	Condition	Azimuth (°)	Height (m)	Comment	AF (dB)	CL (dB)	PA (dB)
PK	5.4594G	60.84	74.00	-13.16	52.10	3	Horizontal	211	2.14	-	34.00	5.46	30.72
AV	5.4594G	47.47	54.00	-6.53	38.73	3	Horizontal	211	2.14	-	34.00	5.46	30.72
PK	5.47G	62.99	68.20	-5.21	54.24	3	Horizontal	211	2.14	-	34.00	5.47	30.72
PK	5.5512G	112.33	Inf	-Inf	103.54	3	Horizontal	211	2.14	-	34.00	5.55	30.76
AV	5.5512G	97.79	Inf	-Inf	89.00	3	Horizontal	211	2.14	-	34.00	5.55	30.76

802.11ax HEW40_Nss1,(MCS0)_2TX

5550MHz_TnomVnom

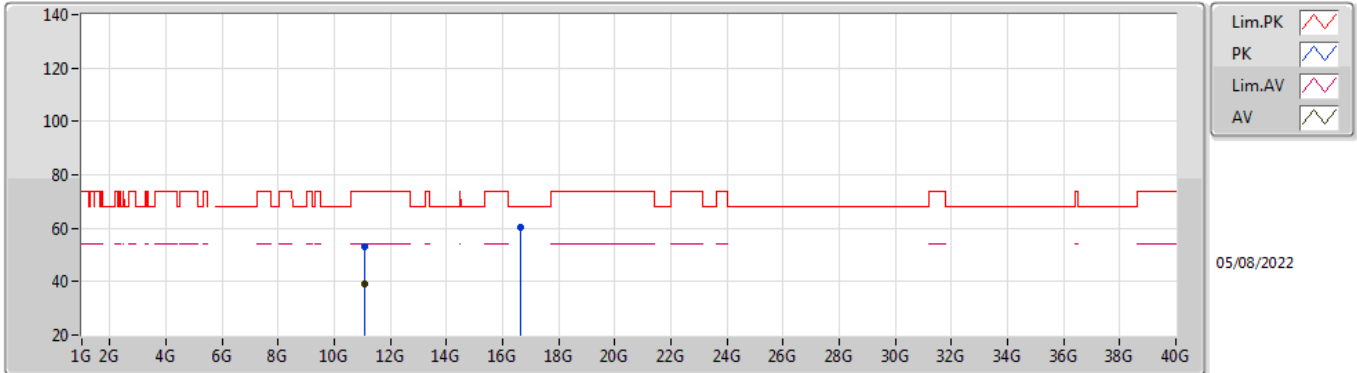


EUT_Z_2TX
Setting 20
02-F-G-4

Type	Freq (Hz)	Level (dBuV/m)	Limit (dBuV/m)	Margin (dB)	Raw (dBuV)	Dist (m)	Condition	Azimuth (°)	Height (m)	Comment	AF (dB)	CL (dB)	PA (dB)
PK	11.09824G	54.43	74.00	-19.57	39.95	3	Vertical	136	1.50	-	38.70	7.74	31.96
AV	11.10128G	39.35	54.00	-14.65	24.87	3	Vertical	136	1.50	-	38.70	7.74	31.96
PK	16.65664G	60.48	68.20	-7.72	41.39	3	Vertical	155	2.09	-	39.51	10.33	30.75

802.11ax HEW40_Nss1,(MCS0)_2TX

5550MHz_TnomVnom

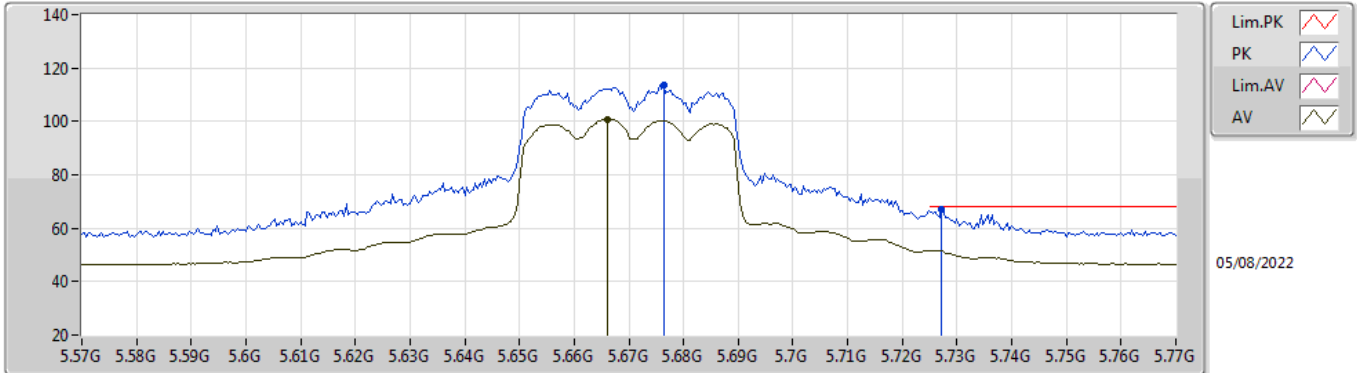


EUT_Z_2TX
Setting 20
02-F-G-4

Type	Freq (Hz)	Level (dBuV/m)	Limit (dBuV/m)	Margin (dB)	Raw (dBuV)	Dist (m)	Condition	Azimuth (°)	Height (m)	Comment	AF (dB)	CL (dB)	PA (dB)
PK	11.10332G	52.98	74.00	-21.02	38.50	3	Horizontal	322	2.57	-	38.70	7.74	31.96
AV	11.10144G	39.38	54.00	-14.62	24.90	3	Horizontal	322	2.57	-	38.70	7.74	31.96
PK	16.65388G	60.15	68.20	-8.05	41.07	3	Horizontal	293	1.69	-	39.51	10.33	30.76

802.11ax HEW40_Nss1,(MCS0)_2TX

5670MHz_TnomVnom

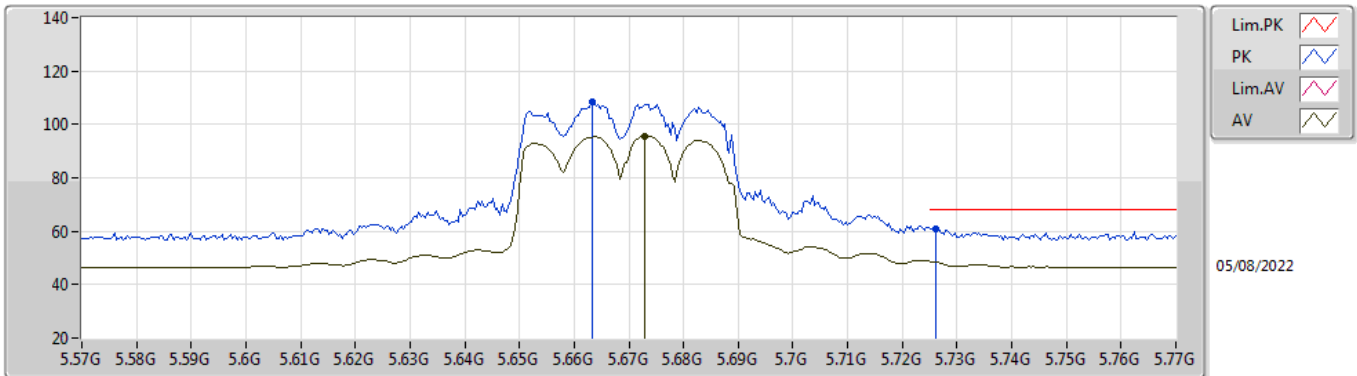


EUT_Z_2TX
Setting 18
02-F-G-4-10

Type	Freq (Hz)	Level (dBuV/m)	Limit (dBuV/m)	Margin (dB)	Raw (dBuV)	Dist (m)	Condition	Azimuth (°)	Height (m)	Comment	AF (dB)	CL (dB)	PA (dB)
PK	5.6764G	113.62	Inf	-Inf	105.02	3	Vertical	268	2.31	-	33.85	5.60	30.85
AV	5.666G	100.94	Inf	-Inf	92.36	3	Vertical	268	2.31	-	33.83	5.60	30.85
PK	5.7272G	66.96	68.20	-1.24	58.40	3	Vertical	268	2.31	-	33.85	5.60	30.89

802.11ax HEW40_Nss1,(MCS0)_2TX

5670MHz_TnomVnom

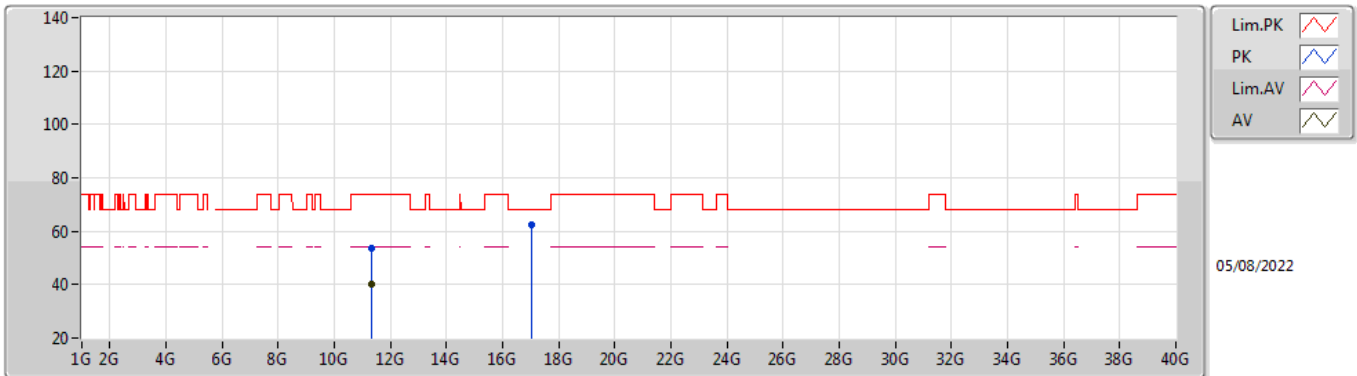


EUT_Z_2TX
Setting 18
02-F-G-4-10

Type	Freq (Hz)	Level (dBuV/m)	Limit (dBuV/m)	Margin (dB)	Raw (dBuV)	Dist (m)	Condition	Azimuth (°)	Height (m)	Comment	AF (dB)	CL (dB)	PA (dB)
PK	5.6632G	108.59	Inf	-Inf	100.00	3	Horizontal	212	2.19	-	33.83	5.60	30.84
AV	5.6728G	95.56	Inf	-Inf	86.96	3	Horizontal	212	2.19	-	33.85	5.60	30.85
PK	5.726G	60.77	68.20	-7.43	52.21	3	Horizontal	212	2.19	-	33.85	5.60	30.89

802.11ax HEW40_Nss1,(MCS0)_2TX

5670MHz_TnomVnom

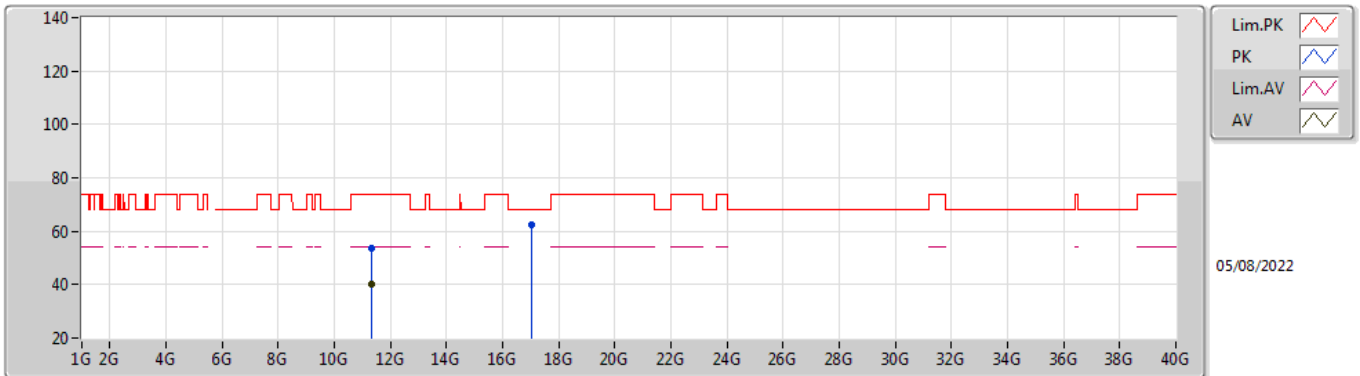


EUT_Z_2TX
Setting 18
02-F-G-4

Type	Freq (Hz)	Level (dBuV/m)	Limit (dBuV/m)	Margin (dB)	Raw (dBuV)	Dist (m)	Condition	Azimuth (°)	Height (m)	Comment	AF (dB)	CL (dB)	PA (dB)
PK	11.34112G	53.53	74.00	-20.47	38.95	3	Vertical	348	2.64	-	38.80	7.84	32.06
AV	11.3396G	39.96	54.00	-14.04	25.38	3	Vertical	348	2.64	-	38.80	7.84	32.06
PK	17.01816G	62.28	68.20	-5.92	40.96	3	Vertical	260	2.09	-	41.07	10.51	30.26

802.11ax HEW40_Nss1,(MCS0)_2TX

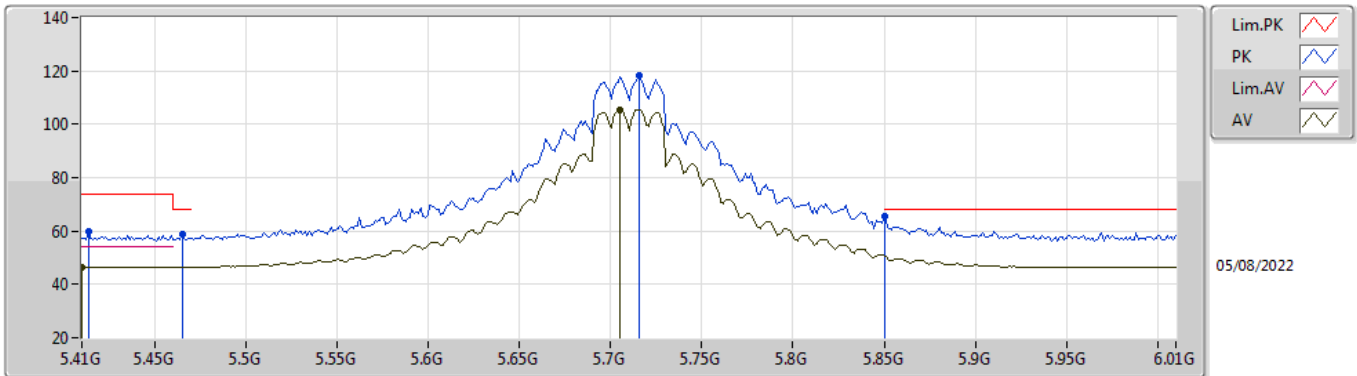
5670MHz_TnomVnom



EUT_Z_2TX
Setting 18
02-F-G-4

Type	Freq (Hz)	Level (dBuV/m)	Limit (dBuV/m)	Margin (dB)	Raw (dBuV)	Dist (m)	Condition	Azimuth (°)	Height (m)	Comment	AF (dB)	CL (dB)	PA (dB)
PK	11.33308G	53.85	74.00	-20.15	39.27	3	Horizontal	17	1.89	-	38.80	7.83	32.05
AV	11.33956G	39.95	54.00	-14.05	25.37	3	Horizontal	17	1.89	-	38.80	7.84	32.06
PK	17.01908G	62.63	68.20	-5.57	41.30	3	Horizontal	310	1.28	-	41.08	10.51	30.26

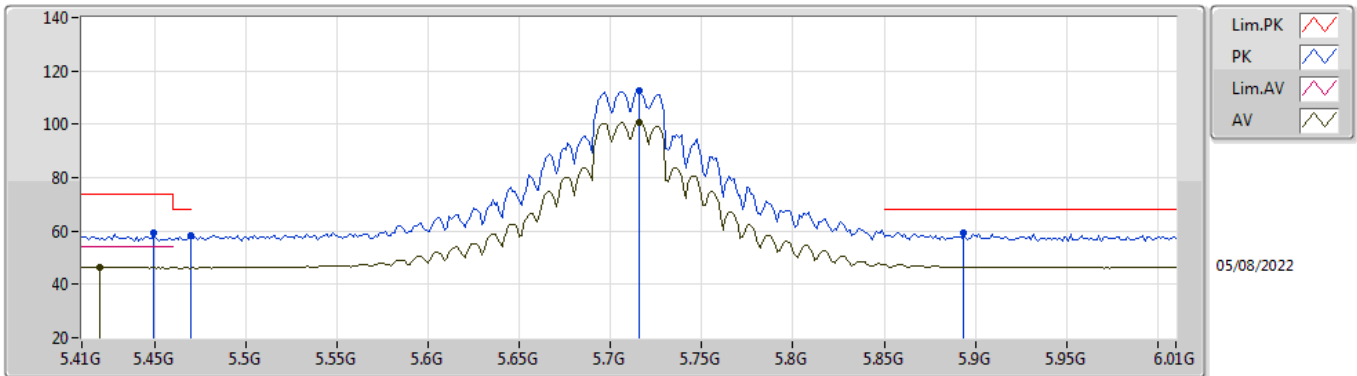
802.11ax HEW40_Nss1,(MCS0)_2TX
5710MHz Straddle 5.47-5.725GHz_TnomVnom



EUT_Z_2TX
 Setting 23
 02-F-G-4-10

Type	Freq (Hz)	Level (dBuV/m)	Limit (dBuV/m)	Margin (dB)	Raw (dBuV)	Dist (m)	Condition	Azimuth (°)	Height (m)	Comment	AF (dB)	CL (dB)	PA (dB)
PK	5.4136G	59.75	74.00	-14.25	51.06	3	Vertical	273	2.28	-	34.00	5.41	30.72
AV	5.41G	46.39	54.00	-7.61	37.70	3	Vertical	273	2.28	-	34.00	5.41	30.72
PK	5.4652G	58.66	68.20	-9.54	49.91	3	Vertical	273	2.28	-	34.00	5.47	30.72
PK	5.716G	118.26	Inf	-Inf	109.67	3	Vertical	273	2.28	-	33.87	5.60	30.88
AV	5.7052G	105.56	Inf	-Inf	96.95	3	Vertical	273	2.28	-	33.89	5.60	30.88
PK	5.85G	65.67	68.20	-2.53	57.21	3	Vertical	273	2.28	-	33.80	5.65	30.99

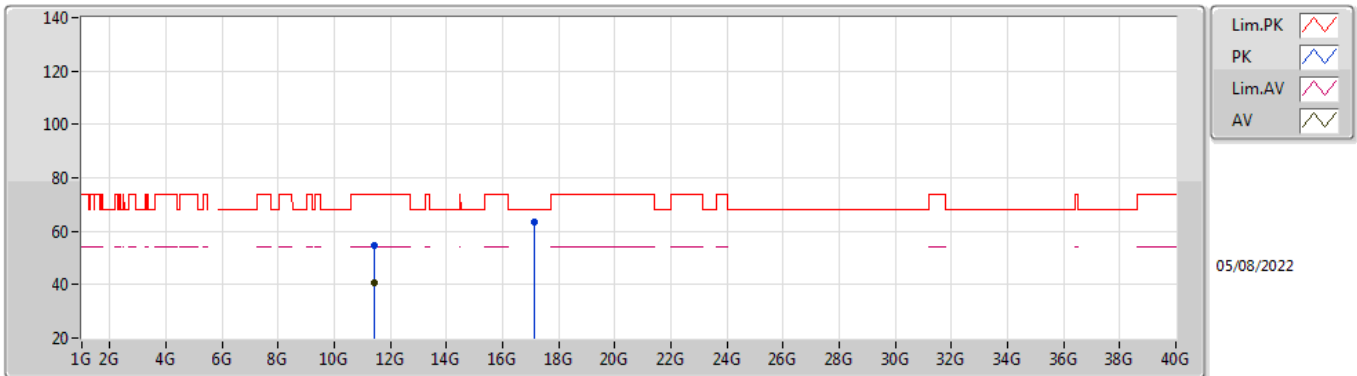
802.11ax HEW40_Nss1,(MCS0)_2TX
5710MHz Straddle 5.47-5.725GHz_TnomVnom



EUT_Z_2TX
 Setting 23
 02-F-G-4-10

Type	Freq (Hz)	Level (dBuV/m)	Limit (dBuV/m)	Margin (dB)	Raw (dBuV)	Dist (m)	Condition	Azimuth (°)	Height (m)	Comment	AF (dB)	CL (dB)	PA (dB)
PK	5.4496G	59.30	74.00	-14.70	50.57	3	Horizontal	112	2.54	-	34.00	5.45	30.72
AV	5.4196G	46.34	54.00	-7.66	37.64	3	Horizontal	112	2.54	-	34.00	5.42	30.72
PK	5.47G	58.09	68.20	-10.11	49.34	3	Horizontal	112	2.54	-	34.00	5.47	30.72
PK	5.716G	112.37	Inf	-Inf	103.78	3	Horizontal	112	2.54	-	33.87	5.60	30.88
AV	5.716G	100.93	Inf	-Inf	92.34	3	Horizontal	112	2.54	-	33.87	5.60	30.88
PK	5.8936G	59.28	68.20	-8.92	50.55	3	Horizontal	112	2.54	-	34.06	5.69	31.02

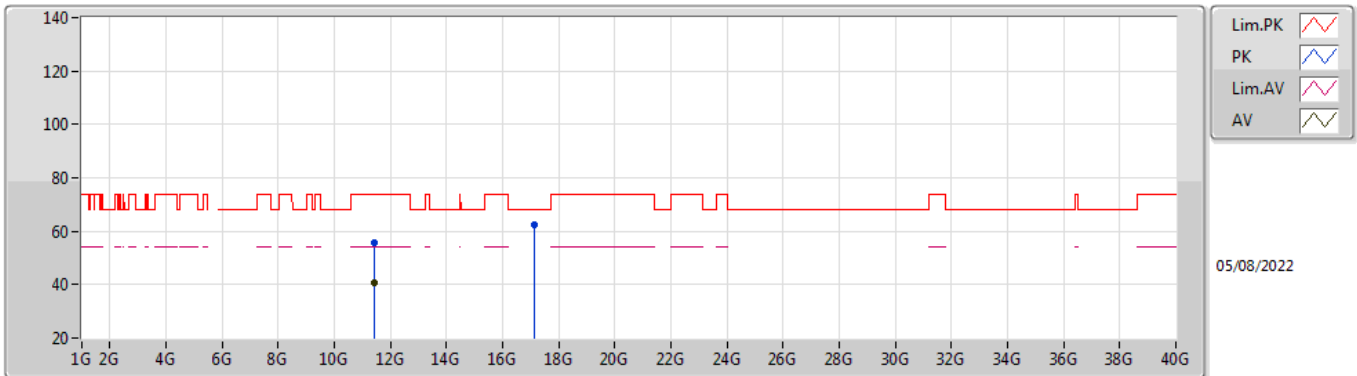
802.11ax HEW40_Nss1,(MCS0)_2TX
5710MHz Straddle 5.47-5.725GHz_TnomVnom



EUT_Z_2TX
 Setting 23
 02-F-G-4

Type	Freq (Hz)	Level (dBuV/m)	Limit (dBuV/m)	Margin (dB)	Raw (dBuV)	Dist (m)	Condition	Azimuth (°)	Height (m)	Comment	AF (dB)	CL (dB)	PA (dB)
PK	11.4192G	54.79	74.00	-19.21	40.17	3	Vertical	265	2.94	-	38.84	7.87	32.09
AV	11.42388G	40.81	54.00	-13.19	26.18	3	Vertical	265	2.94	-	38.85	7.87	32.09
PK	17.13168G	63.46	68.20	-4.74	41.55	3	Vertical	59	2.61	-	41.59	10.57	30.25

802.11ax HEW40_Nss1,(MCS0)_2TX
5710MHz Straddle 5.47-5.725GHz_TnomVnom

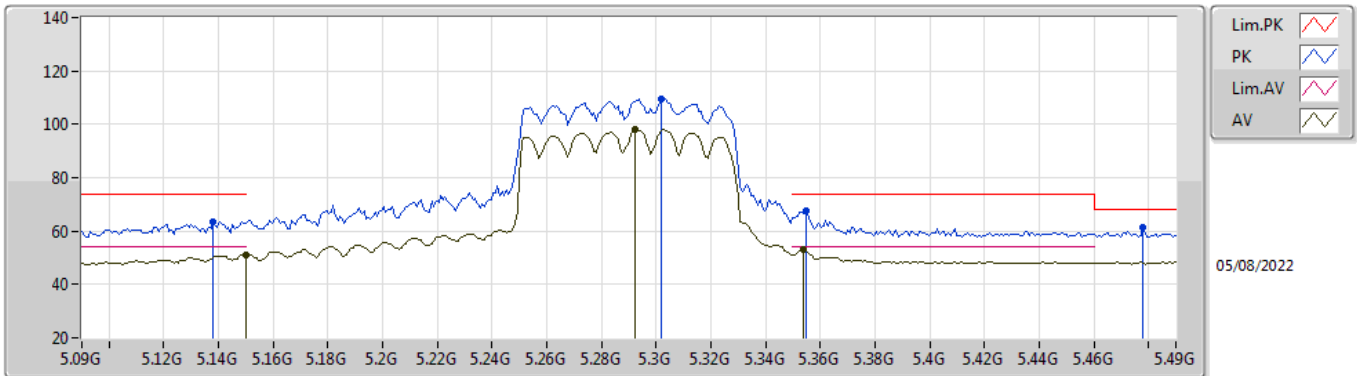


EUT_Z_2TX
 Setting 23
 02-F-G-4

Type	Freq (Hz)	Level (dBuV/m)	Limit (dBuV/m)	Margin (dB)	Raw (dBuV)	Dist (m)	Condition	Azimuth (°)	Height (m)	Comment	AF (dB)	CL (dB)	PA (dB)
PK	11.4288G	55.54	74.00	-18.46	40.90	3	Horizontal	158	2.78	-	38.86	7.87	32.09
AV	11.42876G	40.75	54.00	-13.25	26.11	3	Horizontal	158	2.78	-	38.86	7.87	32.09
PK	17.13048G	62.54	68.20	-5.66	40.64	3	Horizontal	158	2.28	-	41.58	10.57	30.25

802.11ax HEW80_Nss1,(MCS0)_2TX

5290MHz_TnomVnom

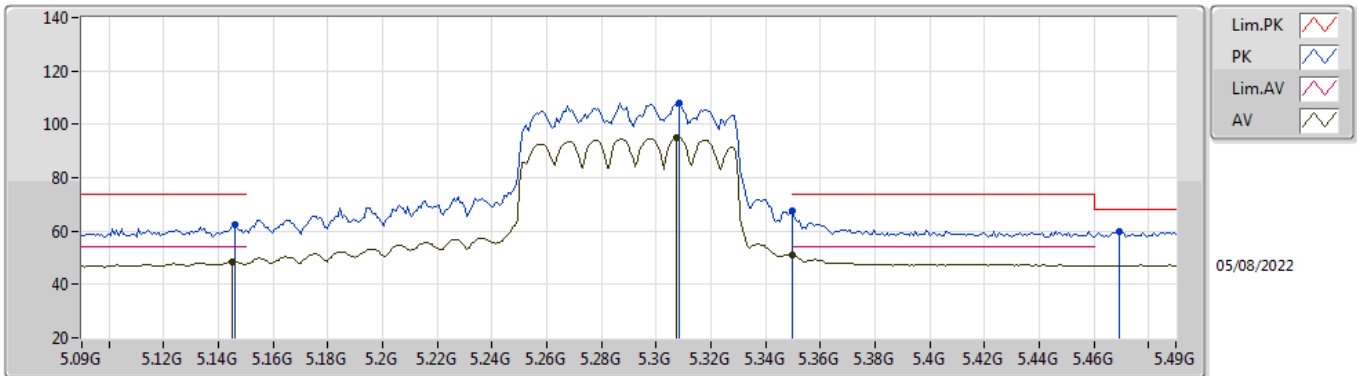


EUT_Z_2TX
Setting 17
02-F-K-3-10

Type	Freq (Hz)	Level (dBuV/m)	Limit (dBuV/m)	Margin (dB)	Raw (dBuV)	Dist (m)	Condition	Azimuth (°)	Height (m)	Comment	AF (dB)	CL (dB)	PA (dB)
PK	5.138G	63.63	74.00	-10.37	55.54	3	Vertical	334	2.67	-	33.58	5.24	30.73
AV	5.15G	51.13	54.00	-2.87	43.01	3	Vertical	334	2.67	-	33.60	5.25	30.73
PK	5.302G	109.67	Inf	-Inf	101.24	3	Vertical	334	2.67	-	33.80	5.35	30.72
AV	5.2924G	98.03	Inf	-Inf	89.62	3	Vertical	334	2.67	-	33.78	5.35	30.72
PK	5.3548G	67.38	74.00	-6.62	58.81	3	Vertical	334	2.67	-	33.91	5.38	30.72
AV	5.354G	52.89	54.00	-1.11	44.32	3	Vertical	334	2.67	-	33.91	5.38	30.72
PK	5.478G	61.40	68.20	-6.80	52.64	3	Vertical	334	2.67	-	34.00	5.48	30.72

802.11ax HEW80_Nss1,(MCS0)_2TX

5290MHz_TnomVnom

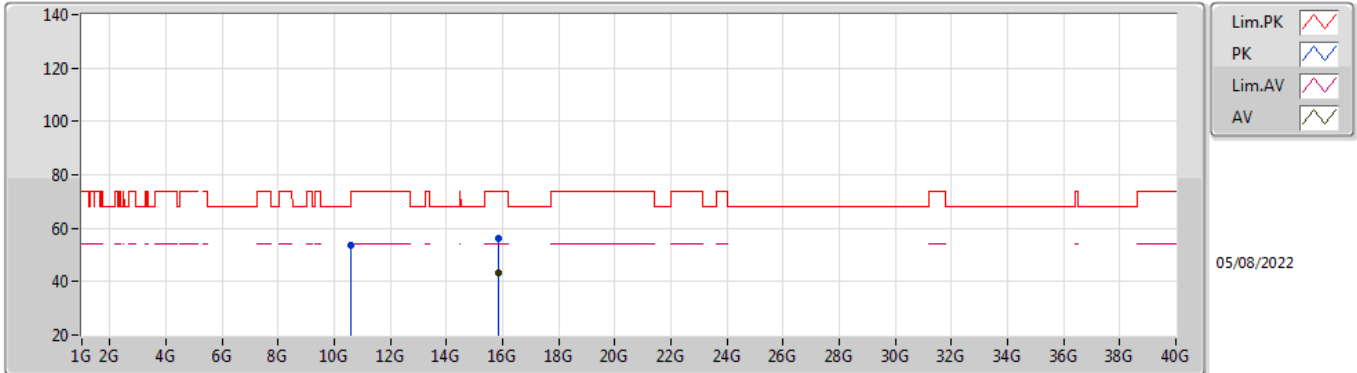


EUT_Z_2TX
Setting 17
02-F-K-3-10

Type	Freq (Hz)	Level (dBuV/m)	Limit (dBuV/m)	Margin (dB)	Raw (dBuV)	Dist (m)	Condition	Azimuth (°)	Height (m)	Comment	AF (dB)	CL (dB)	PA (dB)
PK	5.146G	62.29	74.00	-11.71	54.18	3	Horizontal	322	3.00	-	33.59	5.25	30.73
AV	5.1452G	48.64	54.00	-5.36	40.53	3	Horizontal	322	3.00	-	33.59	5.25	30.73
PK	5.3084G	107.83	Inf	-Inf	99.38	3	Horizontal	322	3.00	-	33.82	5.35	30.72
AV	5.3076G	95.13	Inf	-Inf	86.68	3	Horizontal	322	3.00	-	33.82	5.35	30.72
PK	5.35G	67.62	74.00	-6.38	59.06	3	Horizontal	322	3.00	-	33.90	5.38	30.72
AV	5.35G	50.98	54.00	-3.02	42.42	3	Horizontal	322	3.00	-	33.90	5.38	30.72
PK	5.4692G	59.82	68.20	-8.38	51.07	3	Horizontal	322	3.00	-	34.00	5.47	30.72

802.11ax HEW80_Nss1,(MCS0)_2TX

5290MHz_TnomVnom

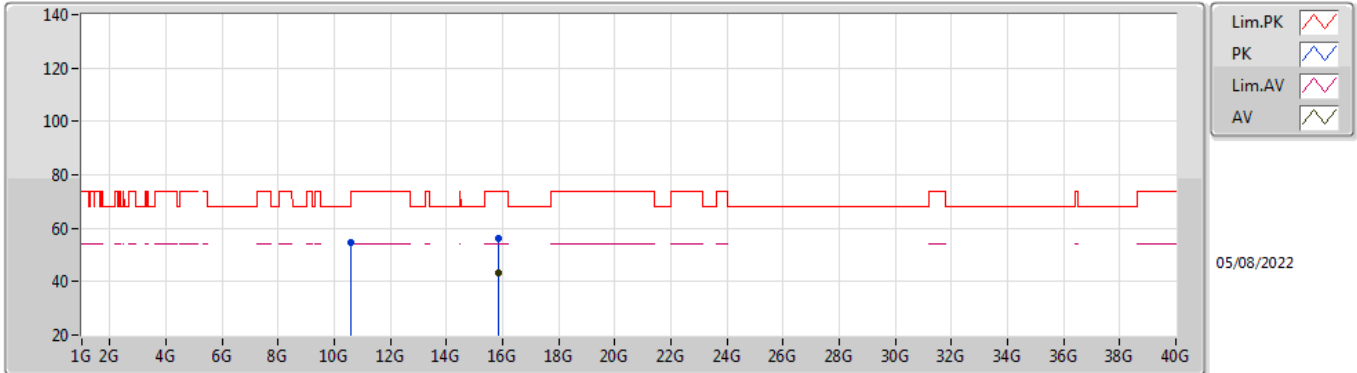


EUT_Z_2TX
Setting 17
02-F-K-3

Type	Freq (Hz)	Level (dBuV/m)	Limit (dBuV/m)	Margin (dB)	Raw (dBuV)	Dist (m)	Condition	Azimuth (°)	Height (m)	Comment	AF (dB)	CL (dB)	PA (dB)
PK	10.58016G	53.47	68.20	-14.73	39.28	3	Vertical	12	1.95	-	38.52	7.53	31.86
PK	15.8678G	56.16	74.00	-17.84	40.38	3	Vertical	349	2.53	-	37.36	9.94	31.52
AV	15.86G	43.24	54.00	-10.76	27.44	3	Vertical	349	2.53	-	37.38	9.94	31.52

802.11ax HEW80_Nss1,(MCS0)_2TX

5290MHz_TnomVnom

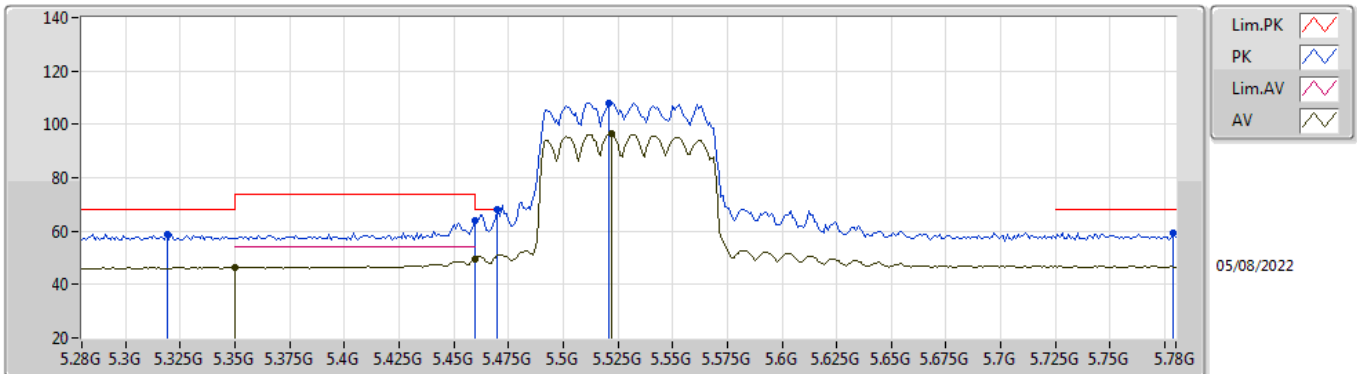


EUT_Z_2TX
Setting 17
02-F-K-3

Type	Freq (Hz)	Level (dBuV/m)	Limit (dBuV/m)	Margin (dB)	Raw (dBuV)	Dist (m)	Condition	Azimuth (°)	Height (m)	Comment	AF (dB)	CL (dB)	PA (dB)
PK	10.57992G	54.53	68.20	-13.67	40.34	3	Horizontal	64	1.02	-	38.52	7.53	31.86
PK	15.86688G	56.39	74.00	-17.61	40.60	3	Horizontal	237	1.38	-	37.37	9.94	31.52
AV	15.861G	43.32	54.00	-10.68	27.52	3	Horizontal	237	1.38	-	37.38	9.94	31.52

802.11ax HEW80_Nss1,(MCS0)_2TX

5530MHz_TnomVnom

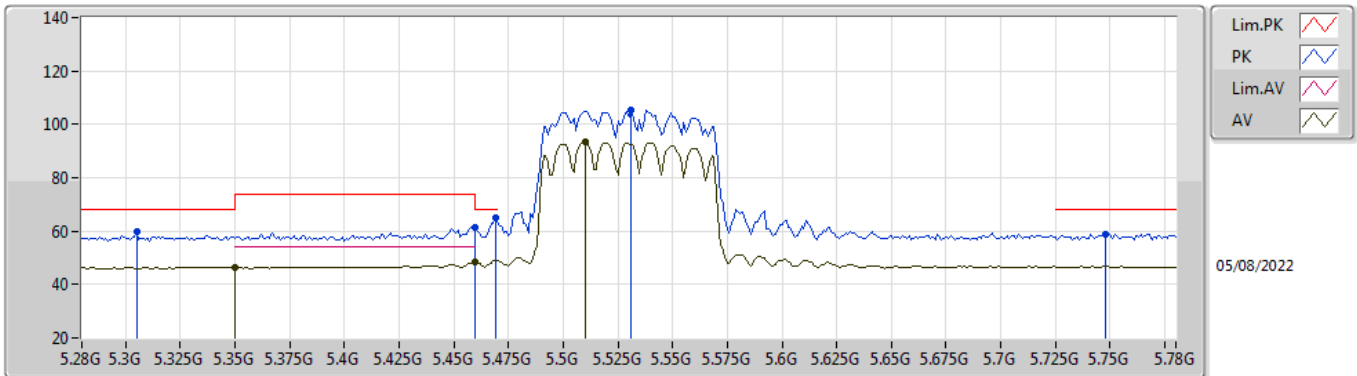


EUT_Z_2TX
Setting 16.5
02-F-G-4-10

Type	Freq (Hz)	Level (dBuV/m)	Limit (dBuV/m)	Margin (dB)	Raw (dBuV)	Dist (m)	Condition	Azimuth (°)	Height (m)	Comment	AF (dB)	CL (dB)	PA (dB)
PK	5.319G	58.96	68.20	-9.24	50.48	3	Vertical	274	2.21	-	33.84	5.36	30.72
AV	5.35G	46.13	54.00	-7.87	37.58	3	Vertical	274	2.21	-	33.90	5.37	30.72
PK	5.46G	64.10	74.00	-9.90	55.36	3	Vertical	274	2.21	-	34.00	5.46	30.72
AV	5.46G	49.74	54.00	-4.26	41.00	3	Vertical	274	2.21	-	34.00	5.46	30.72
PK	5.47G	67.93	68.20	-0.27	59.18	3	Vertical	274	2.21	-	34.00	5.47	30.72
PK	5.521G	108.17	Inf	-Inf	99.39	3	Vertical	274	2.21	-	34.00	5.52	30.74
AV	5.522G	96.79	Inf	-Inf	88.01	3	Vertical	274	2.21	-	34.00	5.52	30.74
PK	5.779G	59.55	68.20	-8.65	51.08	3	Vertical	274	2.21	-	33.80	5.60	30.93

802.11ax HEW80_Nss1,(MCS0)_2TX

5530MHz_TnomVnom

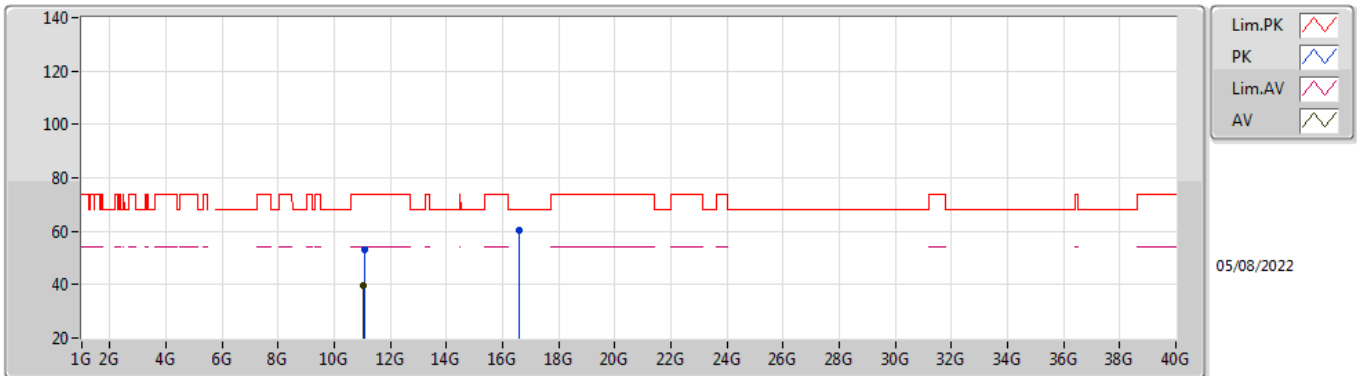


EUT_Z_2TX
Setting 16.5
02-F-G-4-10

Type	Freq (Hz)	Level (dBuV/m)	Limit (dBuV/m)	Margin (dB)	Raw (dBuV)	Dist (m)	Condition	Azimuth (°)	Height (m)	Comment	AF (dB)	CL (dB)	PA (dB)
PK	5.305G	59.90	68.20	-8.30	51.46	3	Horizontal	228	2.93	-	33.81	5.35	30.72
AV	5.35G	46.29	54.00	-7.71	37.74	3	Horizontal	228	2.93	-	33.90	5.37	30.72
PK	5.46G	61.62	74.00	-12.38	52.88	3	Horizontal	228	2.93	-	34.00	5.46	30.72
AV	5.46G	48.28	54.00	-5.72	39.54	3	Horizontal	228	2.93	-	34.00	5.46	30.72
PK	5.469G	64.75	68.20	-3.45	56.00	3	Horizontal	228	2.93	-	34.00	5.47	30.72
PK	5.531G	105.47	Inf	-Inf	96.68	3	Horizontal	228	2.93	-	34.00	5.53	30.74
AV	5.51G	93.59	Inf	-Inf	84.81	3	Horizontal	228	2.93	-	34.00	5.51	30.73
PK	5.748G	59.04	68.20	-9.16	50.55	3	Horizontal	228	2.93	-	33.80	5.60	30.91

802.11ax HEW80_Nss1,(MCS0)_2TX

5530MHz_TnomVnom

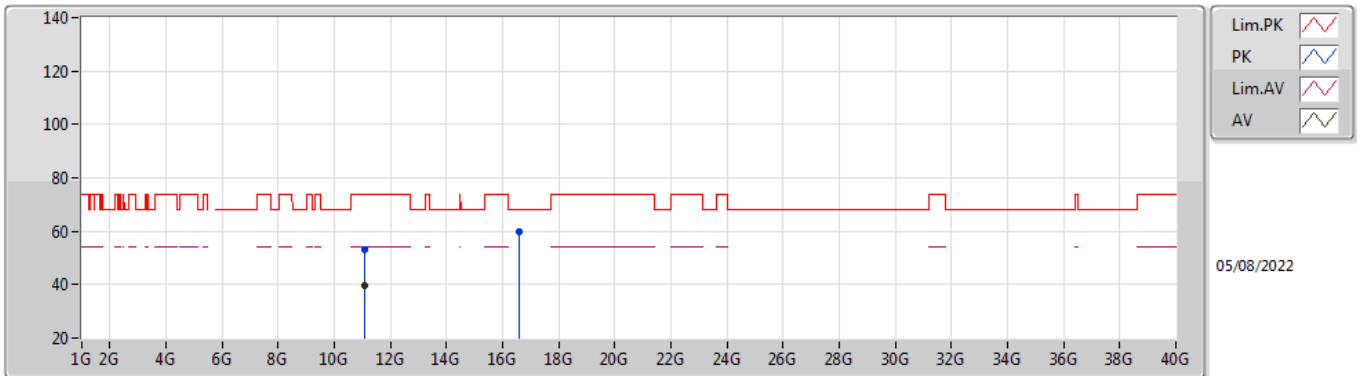


EUT_Z_2TX
Setting 16.5
02-F-G-4

Type	Freq (Hz)	Level (dBuV/m)	Limit (dBuV/m)	Margin (dB)	Raw (dBuV)	Dist (m)	Condition	Azimuth (°)	Height (m)	Comment	AF (dB)	CL (dB)	PA (dB)
PK	11.06224G	53.11	74.00	-20.89	38.67	3	Vertical	294	1.34	-	38.66	7.72	31.94
AV	11.05104G	39.78	54.00	-14.22	25.35	3	Vertical	294	1.34	-	38.65	7.72	31.94
PK	16.58364G	60.34	68.20	-7.86	41.56	3	Vertical	265	2.26	-	39.35	10.29	30.86

802.11ax HEW80_Nss1,(MCS0)_2TX

5530MHz_TnomVnom

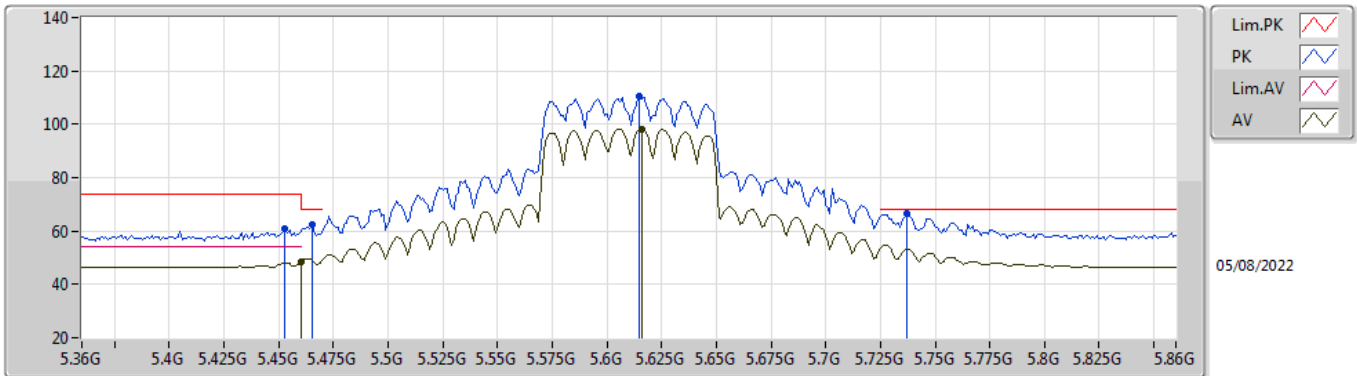


EUT_Z_2TX
Setting 16.5
02-F-G-4

Type	Freq (Hz)	Level (dBuV/m)	Limit (dBuV/m)	Margin (dB)	Raw (dBuV)	Dist (m)	Condition	Azimuth (°)	Height (m)	Comment	AF (dB)	CL (dB)	PA (dB)
PK	11.06792G	53.04	74.00	-20.96	38.59	3	Horizontal	284	1.13	-	38.67	7.73	31.95
AV	11.06984G	39.78	54.00	-14.22	25.33	3	Horizontal	284	1.13	-	38.67	7.73	31.95
PK	16.59784G	60.05	68.20	-8.15	41.20	3	Horizontal	257	2.68	-	39.39	10.30	30.84

802.11ax HEW80_Nss1,(MCS0)_2TX

5610MHz_TnomVnom

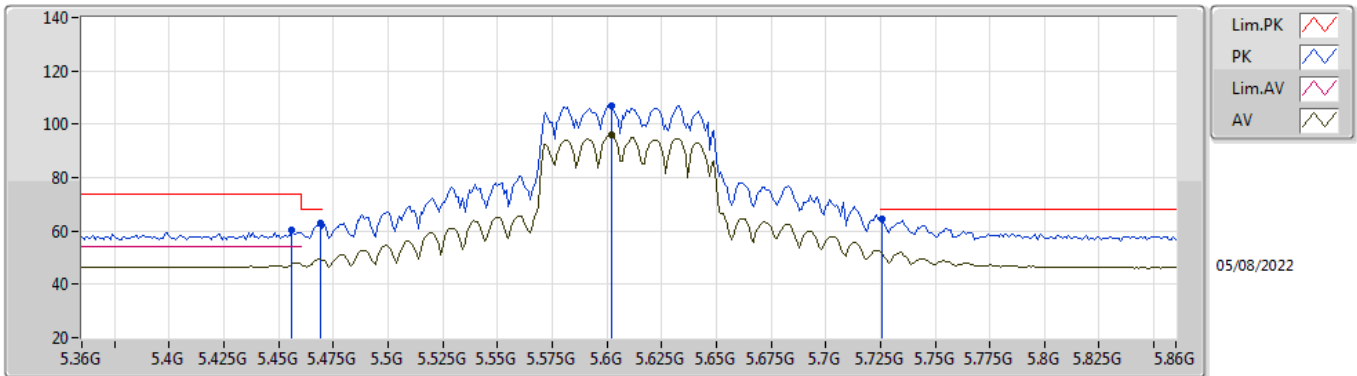


EUT_Z_2TX
Setting 19.5
02-F-G-4-10

Type	Freq (Hz)	Level (dBuV/m)	Limit (dBuV/m)	Margin (dB)	Raw (dBuV)	Dist (m)	Condition	Azimuth (°)	Height (m)	Comment	AF (dB)	CL (dB)	PA (dB)
PK	5.453G	60.77	74.00	-13.23	52.04	3	Vertical	292	2.18	-	34.00	5.45	30.72
PK	5.465G	62.47	68.20	-5.73	53.73	3	Vertical	292	2.18	-	34.00	5.46	30.72
AV	5.46G	48.38	54.00	-5.62	39.64	3	Vertical	292	2.18	-	34.00	5.46	30.72
PK	5.615G	110.43	Inf	-Inf	101.77	3	Vertical	292	2.18	-	33.87	5.60	30.81
AV	5.616G	98.36	Inf	-Inf	89.70	3	Vertical	292	2.18	-	33.87	5.60	30.81
PK	5.737G	66.48	68.20	-1.72	57.95	3	Vertical	292	2.18	-	33.83	5.60	30.90

802.11ax HEW80_Nss1,(MCS0)_2TX

5610MHz_TnomVnom

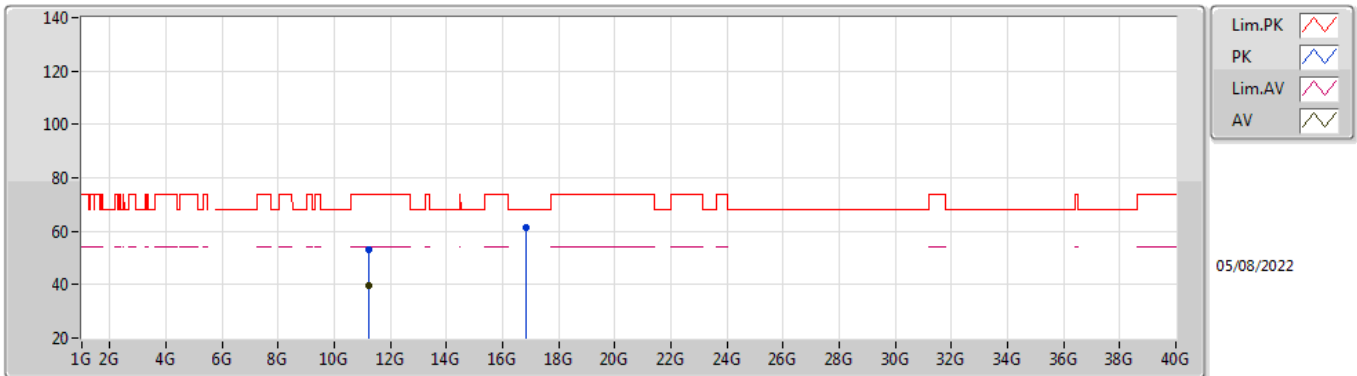


EUT_Z_2TX
Setting 19.5
02-F-G-4-10

Type	Freq (Hz)	Level (dBuV/m)	Limit (dBuV/m)	Margin (dB)	Raw (dBuV)	Dist (m)	Condition	Azimuth (°)	Height (m)	Comment	AF (dB)	CL (dB)	PA (dB)
PK	5.456G	60.50	74.00	-13.50	51.76	3	Horizontal	229	2.84	-	34.00	5.46	30.72
PK	5.469G	62.84	68.20	-5.36	54.09	3	Horizontal	229	2.84	-	34.00	5.47	30.72
PK	5.602G	107.03	Inf	-Inf	98.33	3	Horizontal	229	2.84	-	33.90	5.60	30.80
AV	5.602G	95.87	Inf	-Inf	87.17	3	Horizontal	229	2.84	-	33.90	5.60	30.80
PK	5.726G	64.29	68.20	-3.91	55.73	3	Horizontal	229	2.84	-	33.85	5.60	30.89

802.11ax HEW80_Nss1,(MCS0)_2TX

5610MHz_TnomVnom

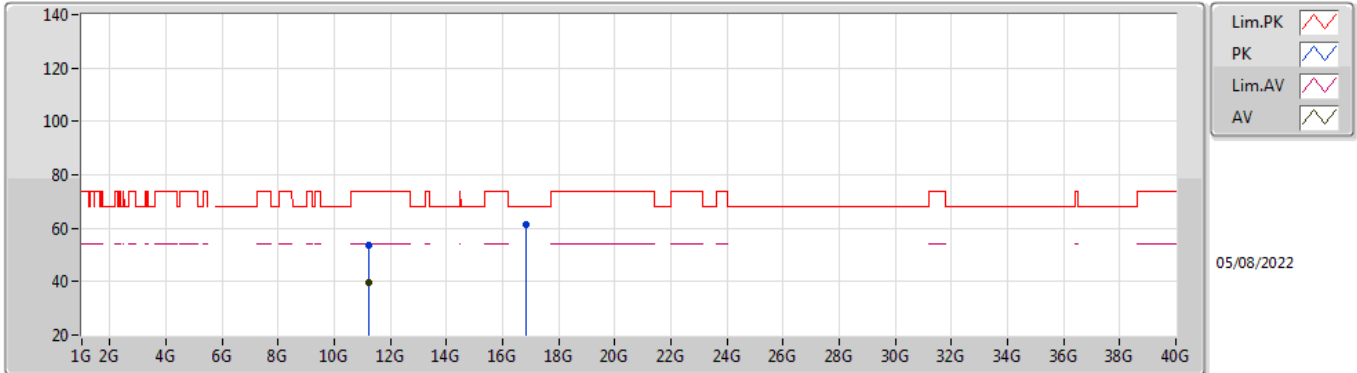


EUT_Z_2TX
Setting 19.5
02-F-G-4

Type	Freq (Hz)	Level (dBuV/m)	Limit (dBuV/m)	Margin (dB)	Raw (dBuV)	Dist (m)	Condition	Azimuth (°)	Height (m)	Comment	AF (dB)	CL (dB)	PA (dB)
PK	11.2272G	52.96	74.00	-21.04	38.38	3	Vertical	311	2.70	-	38.80	7.79	32.01
AV	11.21188G	39.48	54.00	-14.52	24.90	3	Vertical	311	2.70	-	38.80	7.78	32.00
PK	16.82224G	61.58	68.20	-6.62	41.22	3	Vertical	11	2.35	-	40.47	10.41	30.52

802.11ax HEW80_Nss1,(MCS0)_2TX

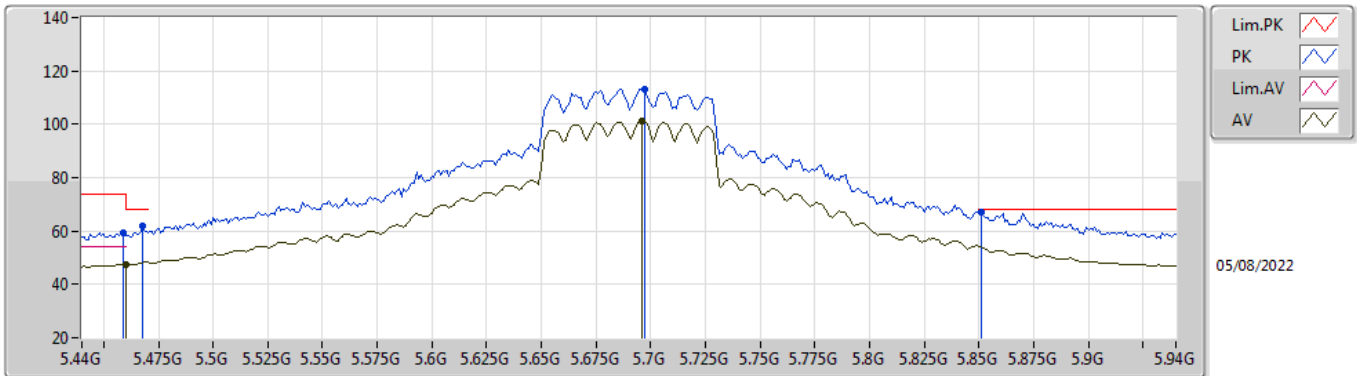
5610MHz_TnomVnom



EUT_Z_2TX
Setting 19.5
02-F-G-4

Type	Freq (Hz)	Level (dBuV/m)	Limit (dBuV/m)	Margin (dB)	Raw (dBuV)	Dist (m)	Condition	Azimuth (°)	Height (m)	Comment	AF (dB)	CL (dB)	PA (dB)
PK	11.2226G	53.79	74.00	-20.21	39.21	3	Horizontal	338	1.78	-	38.80	7.79	32.01
AV	11.22076G	39.48	54.00	-14.52	24.90	3	Horizontal	338	1.78	-	38.80	7.79	32.01
PK	16.83044G	61.37	68.20	-6.83	40.96	3	Horizontal	312	1.72	-	40.49	10.42	30.50

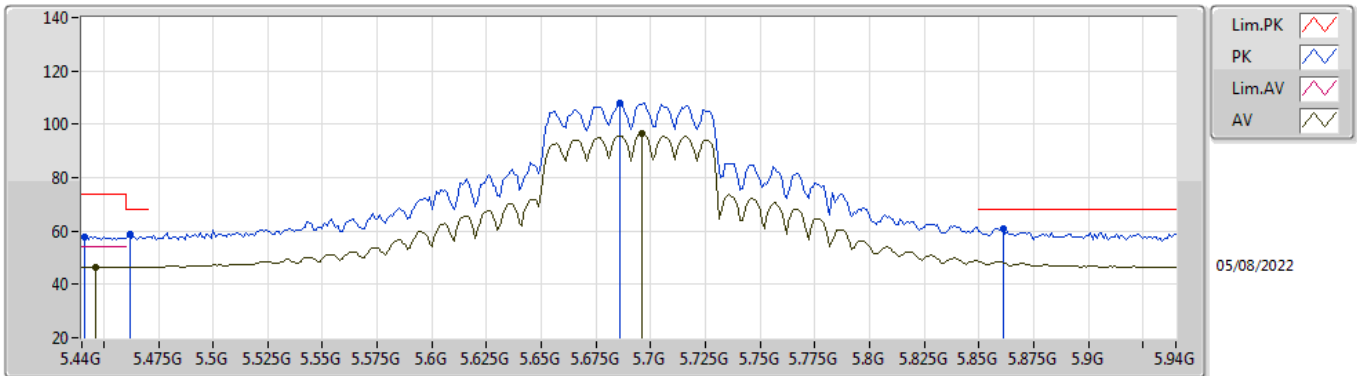
802.11ax HEW80_Nss1,(MCS0)_2TX
5690MHz Straddle 5.47-5.725GHz_TnomVnom



EUT_Z_2TX
 Setting 22
 02-F-G-4-10

Type	Freq (Hz)	Level (dBuV/m)	Limit (dBuV/m)	Margin (dB)	Raw (dBuV)	Dist (m)	Condition	Azimuth (°)	Height (m)	Comment	AF (dB)	CL (dB)	PA (dB)
PK	5.459G	59.28	74.00	-14.72	50.54	3	Vertical	270	2.29	-	34.00	5.46	30.72
AV	5.46G	47.42	54.00	-6.58	38.68	3	Vertical	270	2.29	-	34.00	5.46	30.72
PK	5.468G	61.93	68.20	-6.27	53.18	3	Vertical	270	2.29	-	34.00	5.47	30.72
PK	5.697G	113.22	Inf	-Inf	104.60	3	Vertical	270	2.29	-	33.89	5.60	30.87
AV	5.696G	101.37	Inf	-Inf	92.75	3	Vertical	270	2.29	-	33.89	5.60	30.87
PK	5.851G	66.93	68.20	-1.27	58.46	3	Vertical	270	2.29	-	33.81	5.65	30.99

802.11ax HEW80_Nss1,(MCS0)_2TX
5690MHz Straddle 5.47-5.725GHz_TnomVnom

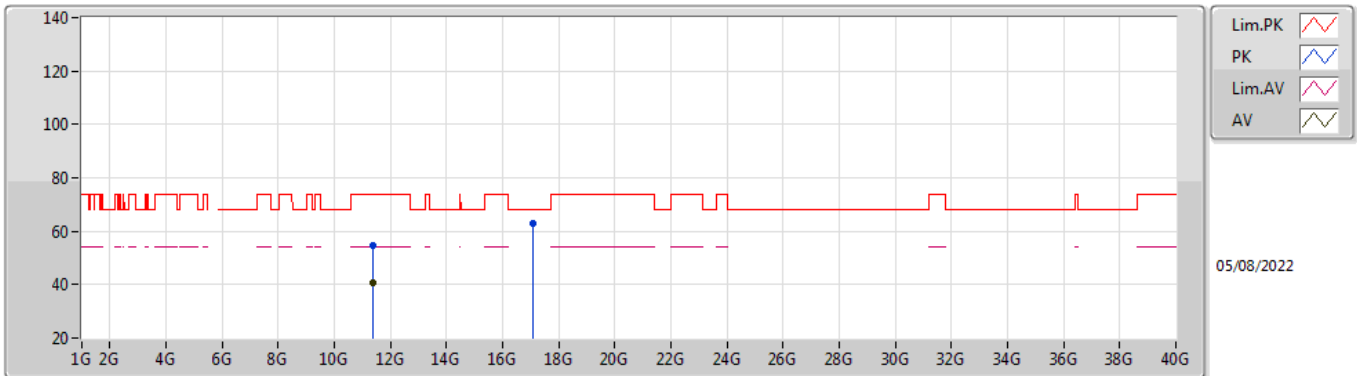


EUT_Z_2TX
 Setting 22
 02-F-G-4-10

Type	Freq (Hz)	Level (dBuV/m)	Limit (dBuV/m)	Margin (dB)	Raw (dBuV)	Dist (m)	Condition	Azimuth (°)	Height (m)	Comment	AF (dB)	CL (dB)	PA (dB)
PK	5.441G	57.71	74.00	-16.29	48.99	3	Horizontal	113	2.54	-	34.00	5.44	30.72
AV	5.446G	46.47	54.00	-7.53	37.74	3	Horizontal	113	2.54	-	34.00	5.45	30.72
PK	5.462G	58.93	68.20	-9.27	50.19	3	Horizontal	113	2.54	-	34.00	5.46	30.72
PK	5.686G	108.15	Inf	-Inf	99.54	3	Horizontal	113	2.54	-	33.87	5.60	30.86
AV	5.696G	96.39	Inf	-Inf	87.77	3	Horizontal	113	2.54	-	33.89	5.60	30.87
PK	5.861G	60.91	68.20	-7.29	52.37	3	Horizontal	113	2.54	-	33.87	5.66	30.99

802.11ax HEW80_Nss1,(MCS0)_2TX

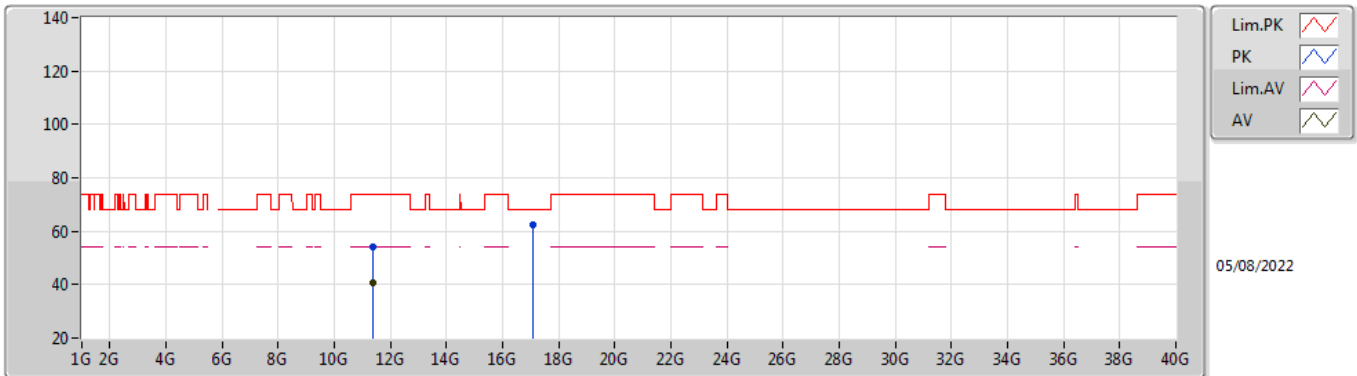
5690MHz Straddle 5.47-5.725GHz_TnomVnom



EUT_Z_2TX
Setting 22
02-F-G-4

Type	Freq (Hz)	Level (dBuV/m)	Limit (dBuV/m)	Margin (dB)	Raw (dBuV)	Dist (m)	Condition	Azimuth (°)	Height (m)	Comment	AF (dB)	CL (dB)	PA (dB)
PK	11.38028G	54.52	74.00	-19.48	39.94	3	Vertical	300	1.89	-	38.80	7.85	32.07
AV	11.37896G	40.50	54.00	-13.50	25.92	3	Vertical	300	1.89	-	38.80	7.85	32.07
PK	17.06584G	62.97	68.20	-5.23	41.43	3	Vertical	291	1.93	-	41.26	10.53	30.25

802.11ax HEW80_Nss1,(MCS0)_2TX
5690MHz Straddle 5.47-5.725GHz_TnomVnom

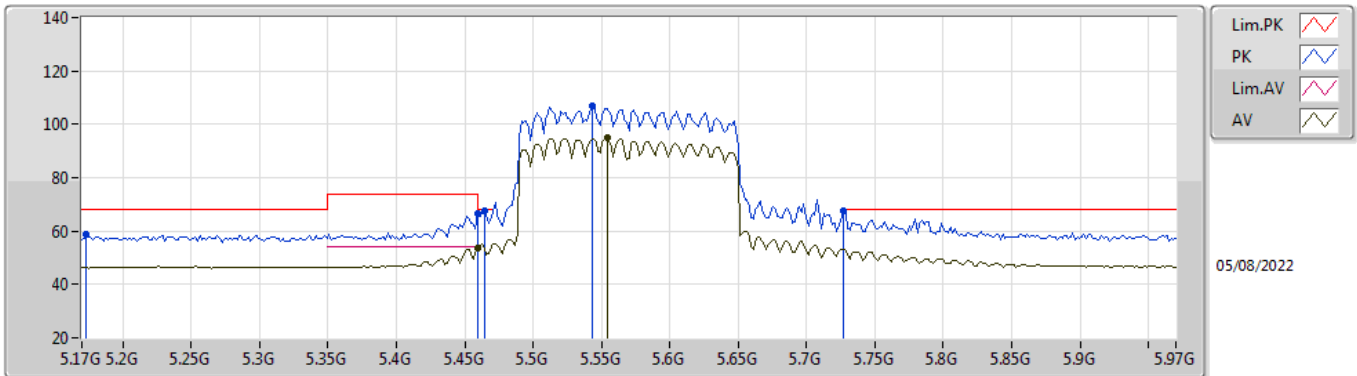


EUT_Z_2TX
 Setting 22
 02-F-G-4

Type	Freq (Hz)	Level (dBuV/m)	Limit (dBuV/m)	Margin (dB)	Raw (dBuV)	Dist (m)	Condition	Azimuth (°)	Height (m)	Comment	AF (dB)	CL (dB)	PA (dB)
PK	11.37928G	54.03	74.00	-19.97	39.45	3	Horizontal	69	2.94	-	38.80	7.85	32.07
AV	11.37876G	40.44	54.00	-13.56	25.86	3	Horizontal	69	2.94	-	38.80	7.85	32.07
PK	17.0748G	62.54	68.20	-5.66	40.95	3	Horizontal	94	1.00	-	41.30	10.54	30.25

802.11ax HEW160_Nss1,(MCS0)_2TX

5570MHz_TnomVnom

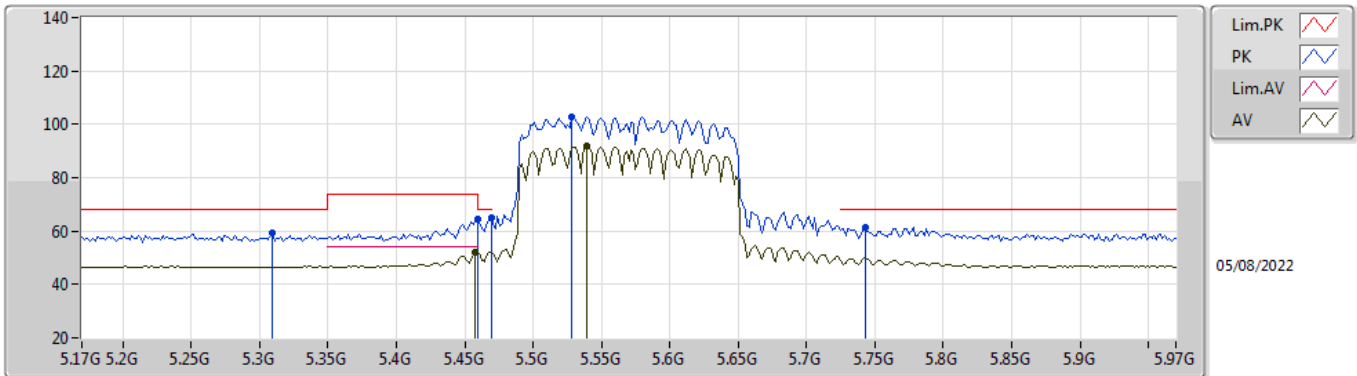


EUT_Z_2TX
Setting 17
02-F-G-4-10

Type	Freq (Hz)	Level (dBuV/m)	Limit (dBuV/m)	Margin (dB)	Raw (dBuV)	Dist (m)	Condition	Azimuth (°)	Height (m)	Comment	AF (dB)	CL (dB)	PA (dB)
PK	5.1732G	58.57	68.20	-9.63	50.38	3	Vertical	269	2.40	-	33.65	5.27	30.73
PK	5.4596G	66.72	74.00	-7.28	57.98	3	Vertical	269	2.40	-	34.00	5.46	30.72
AV	5.4596G	53.68	54.00	-0.32	44.94	3	Vertical	269	2.40	-	34.00	5.46	30.72
PK	5.4644G	67.45	68.20	-0.75	58.71	3	Vertical	269	2.40	-	34.00	5.46	30.72
PK	5.5428G	107.09	Inf	-Inf	98.30	3	Vertical	269	2.40	-	34.00	5.54	30.75
AV	5.554G	94.75	Inf	-Inf	85.97	3	Vertical	269	2.40	-	33.99	5.55	30.76
PK	5.7268G	67.60	68.20	-0.60	59.04	3	Vertical	269	2.40	-	33.85	5.60	30.89

802.11ax HEW160_Nss1,(MCS0)_2TX

5570MHz_TnomVnom

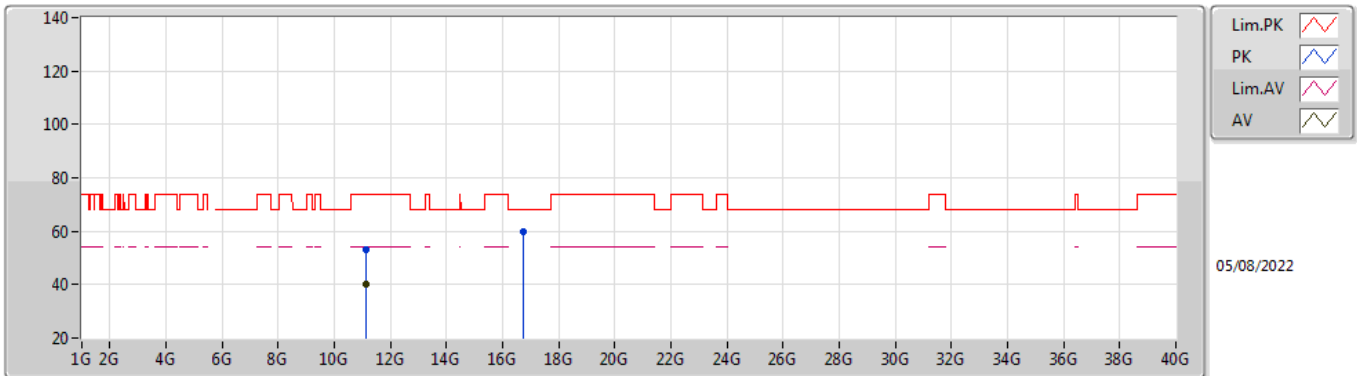


EUT_Z_2TX
Setting 17
02-F-G-4-10

Type	Freq (Hz)	Level (dBuV/m)	Limit (dBuV/m)	Margin (dB)	Raw (dBuV)	Dist (m)	Condition	Azimuth (°)	Height (m)	Comment	AF (dB)	CL (dB)	PA (dB)
PK	5.3092G	59.11	68.20	-9.09	50.66	3	Horizontal	224	2.92	-	33.82	5.35	30.72
PK	5.4596G	64.41	74.00	-9.59	55.67	3	Horizontal	224	2.92	-	34.00	5.46	30.72
AV	5.458G	51.83	54.00	-2.17	43.09	3	Horizontal	224	2.92	-	34.00	5.46	30.72
PK	5.4692G	64.93	68.20	-3.27	56.18	3	Horizontal	224	2.92	-	34.00	5.47	30.72
PK	5.5284G	102.92	Inf	-Inf	94.13	3	Horizontal	224	2.92	-	34.00	5.53	30.74
AV	5.5396G	91.84	Inf	-Inf	83.05	3	Horizontal	224	2.92	-	34.00	5.54	30.75
PK	5.7428G	61.25	68.20	-6.95	52.74	3	Horizontal	224	2.92	-	33.81	5.60	30.90

802.11ax HEW160_Nss1,(MCS0)_2TX

5570MHz_TnomVnom

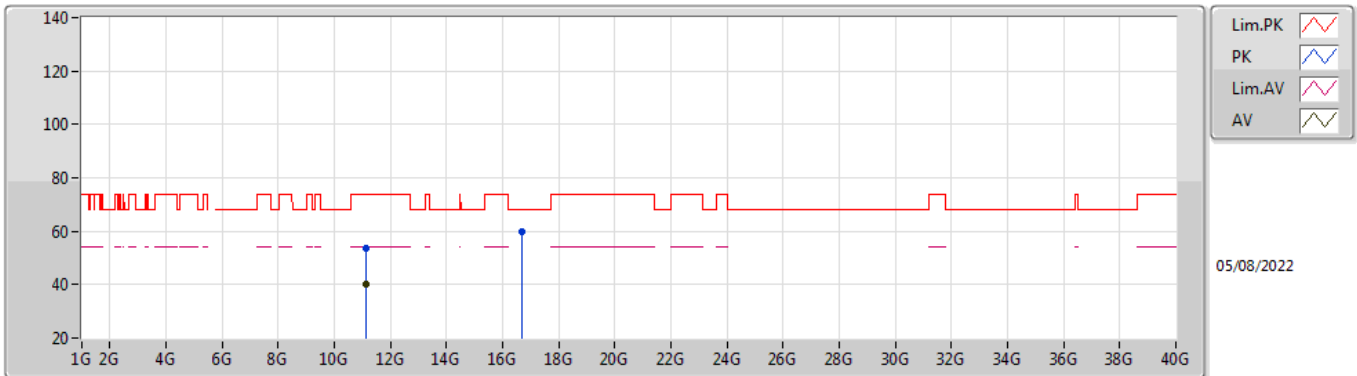


EUT_Z_2TX
Setting 17
02-F-G-4

Type	Freq (Hz)	Level (dBuV/m)	Limit (dBuV/m)	Margin (dB)	Raw (dBuV)	Dist (m)	Condition	Azimuth (°)	Height (m)	Comment	AF (dB)	CL (dB)	PA (dB)
PK	11.14992G	53.32	74.00	-20.68	38.79	3	Vertical	326	1.42	-	38.75	7.76	31.98
AV	11.14328G	40.25	54.00	-13.75	25.73	3	Vertical	326	1.42	-	38.74	7.76	31.98
PK	16.7154G	59.68	68.20	-8.52	40.27	3	Vertical	109	2.42	-	39.72	10.36	30.67

802.11ax HEW160_Nss1,(MCS0)_2TX

5570MHz_TnomVnom



EUT_Z_2TX
Setting 17
02-F-G-4

Type	Freq (Hz)	Level (dBuV/m)	Limit (dBuV/m)	Margin (dB)	Raw (dBuV)	Dist (m)	Condition	Azimuth (°)	Height (m)	Comment	AF (dB)	CL (dB)	PA (dB)
PK	11.13168G	53.84	74.00	-20.16	39.33	3	Horizontal	355	1.74	-	38.73	7.75	31.97
AV	11.14064G	40.25	54.00	-13.75	25.73	3	Horizontal	355	1.74	-	38.74	7.76	31.98
PK	16.7008G	59.72	68.20	-8.48	40.45	3	Horizontal	186	2.22	-	39.61	10.35	30.69