


## Appendix A. Test Photos

# 1. Photographs of Conducted Emissions Test Configuration

Test Mode: Mode 1


FRONT VIEW



REAR VIEW




**SIDE VIEW**




## 2. Photographs of Radiated Emissions Test Configuration

Test Configuration: 30MHz~1GHz / Test Mode: Mode 1

FRONT VIEW




REAR VIEW



**Test Configuration: Above 1GHz**

**Mode 1: PIFA Antenna / Chain1:3.81 dBi, Chain2:3.75 dBi, Chain3:3.98 dBi, Chain4:3.47 dBi**

**FRONT VIEW**



**REAR VIEW**

