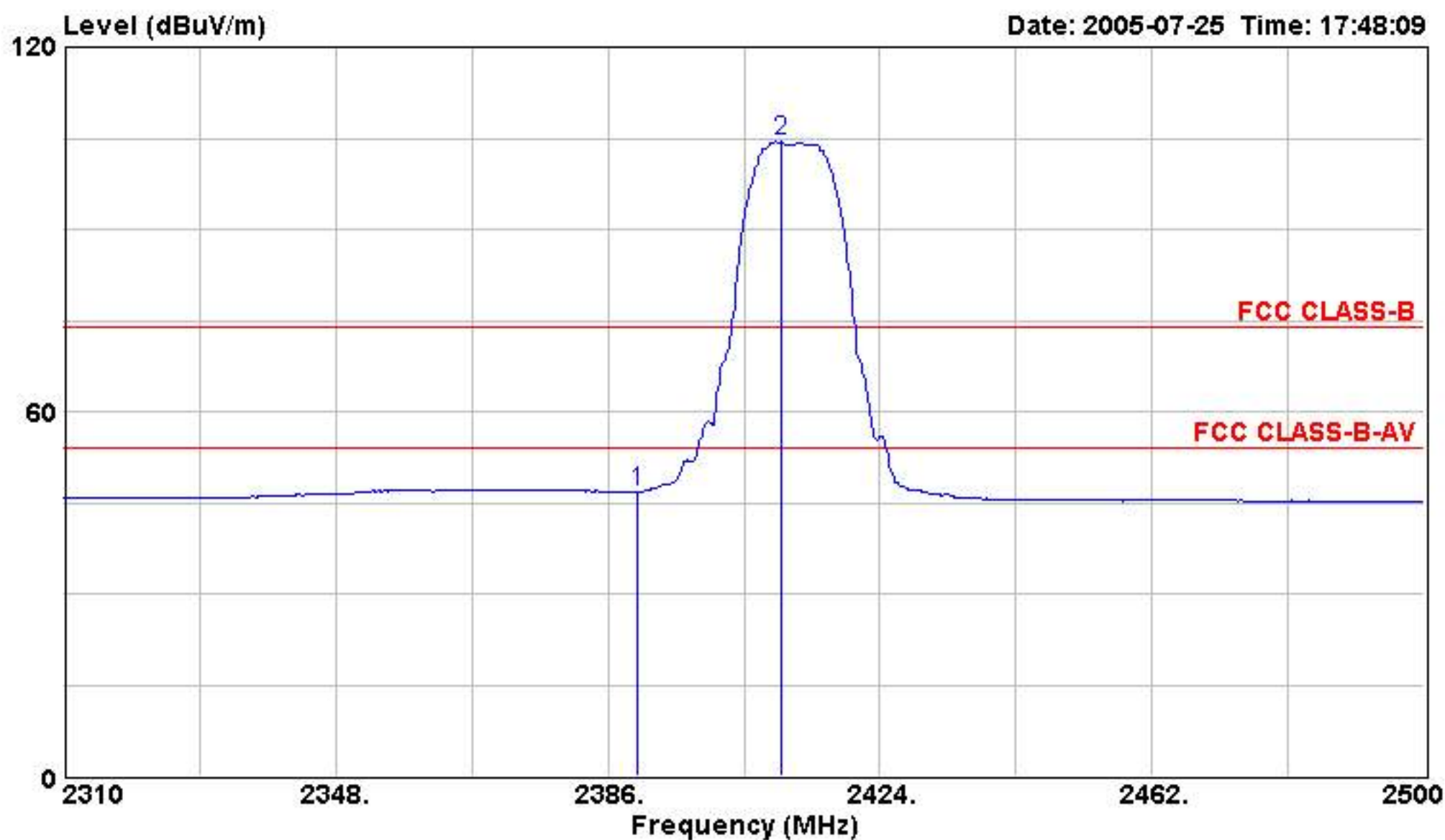




Data#: 23

File#: D:\E3 Data\2005客戶\亞旭.EMI



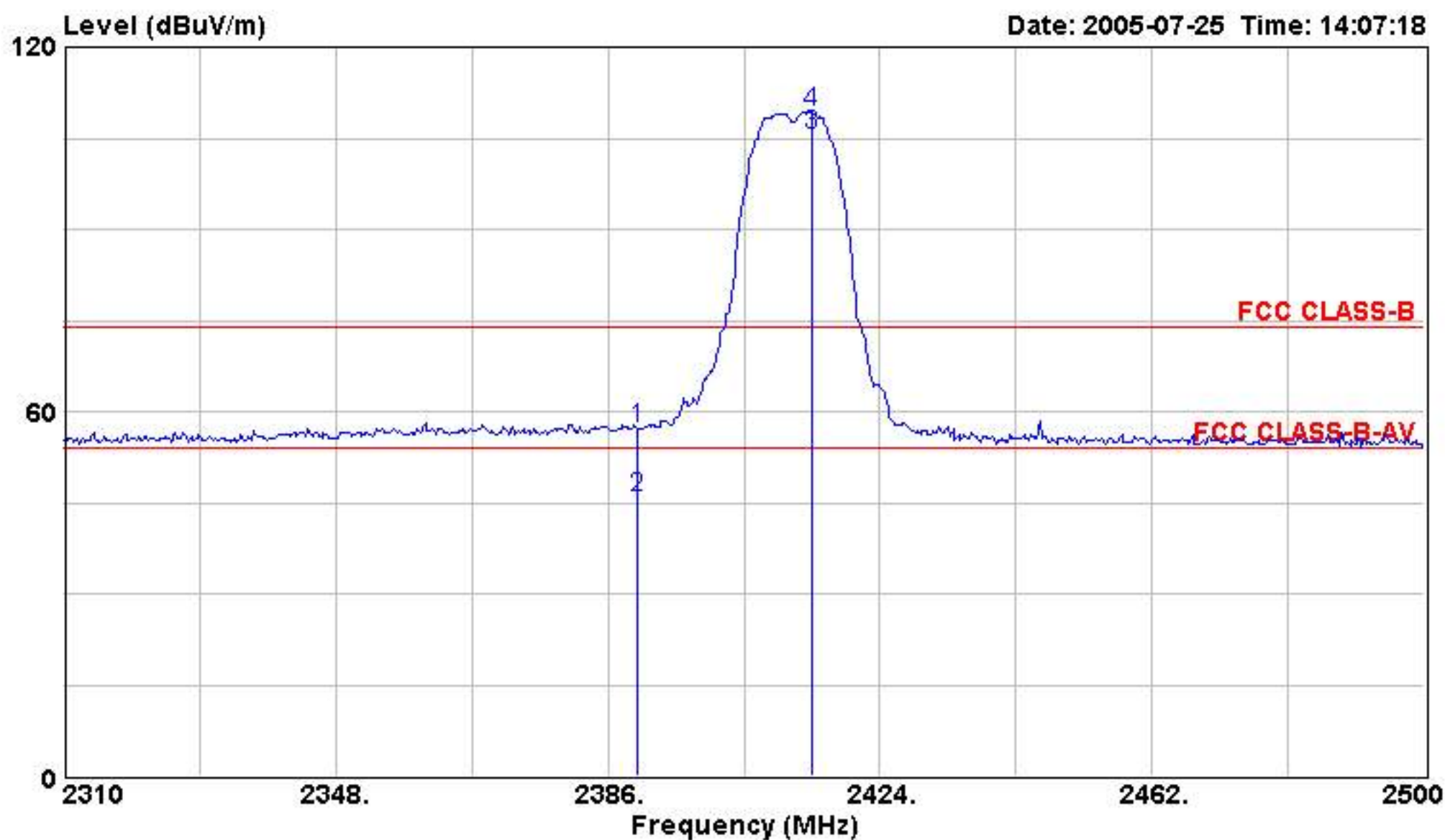
Site :03CHO3-HY
 Condition:FCC CLASS-B 3m HORN-ANT-10092 2005 VERTICAL
 EUT :
 Power :
 Model :
 Memo :TX CH01 2412MHz 11g
 :Data Rate=11M

	Freq	Level	Over Limit	Read Level	Limit Line	Factor	Cable Loss	Preamp Factor	Remark	Ant Pos	Table Pos
	MHz	dBuV/m	dB	dBuV	dBuV/m	dB	dB	dB		cm	deg
1	2390.000	46.75	-7.25	14.62	54.00	32.13	1.90	0.00	Average	---	---
2 over	2410.130	104.49	50.49	72.36	54.00	32.13	1.92	0.00	Average	---	---



Data#: 2

File#: D:\E3 Data\2005客戶\亞旭.EMI



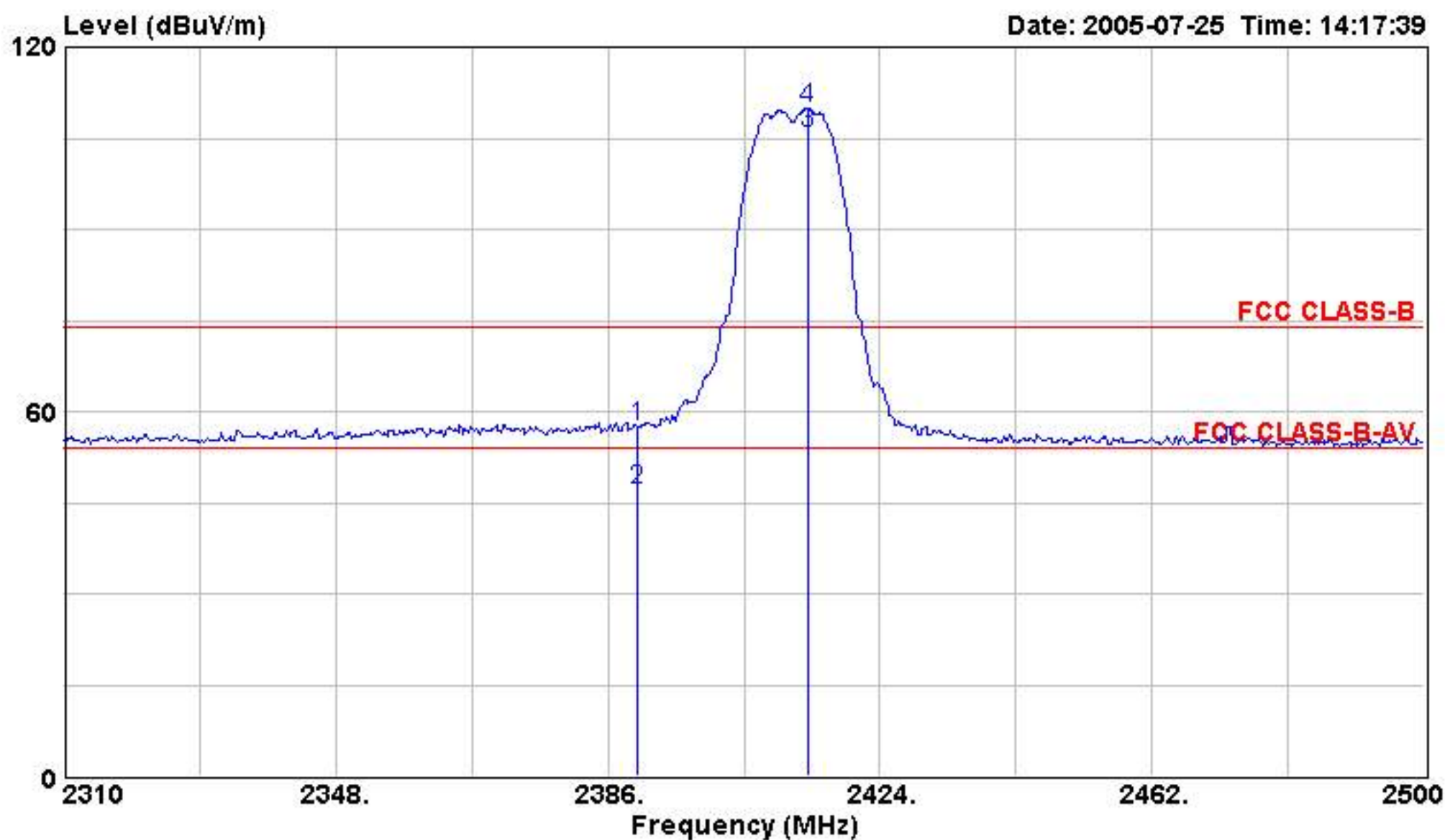
Site :03CHO3-HY
 Condition:FCC CLASS-B 3m HORN-ANT-10092 2005 VERTICAL
 EUT :
 Power :
 Model :
 Memo :TX CH01 2412MHz 11b
 :Data Rate=1M

	Freq	Level	Over Limit	Read Level	Limit Line	Factor	Cable Loss	Preamp Factor	Remark	Ant Pos	Table Pos
	MHz	dBUV/m	dB	dBuV	dBUV/m	dB	dB	dB		cm	deg
1	2390.000	57.04	-16.96	24.91	74.00	32.13	1.90	0.00	Peak	---	---
2	2390.000	45.87	-8.13	13.74	54.00	32.13	1.90	0.00	Average	---	---
3 @	2414.500	105.34	51.34	73.21	54.00	32.13	1.92	0.00	Average	---	---
4 over	2414.500	109.33	35.33	77.20	74.00	32.13	1.92	0.00	Peak	---	---



Data#: 3

File#: D:\E3 Data\2005客戶\亞旭.EMI



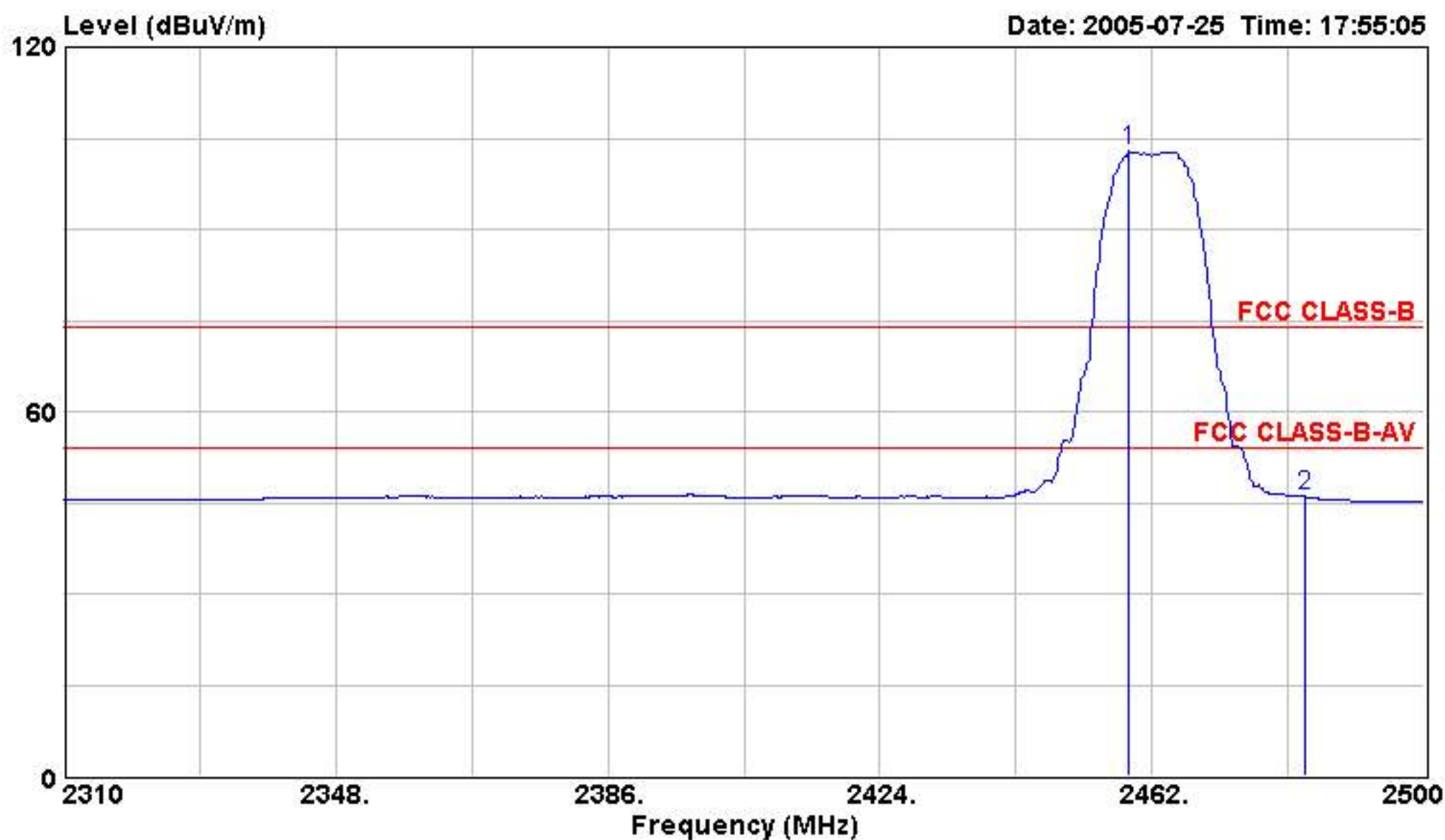
Site :03CHO3-HY
 Condition:FCC CLASS-B 3m HORN-ANT-10092 2005 VERTICAL
 EUT :
 Power :
 Model :
 Memo :TX CH01 2412MHz 11b
 :Data Rate=2M

	Freq	Level	Over Limit	Read Level	Limit Line	Factor	Cable Loss	Preamp Factor	Remark	Ant Pos	Table Pos
	MHz	dBuV/m	dB	dBuV	dBuV/m	dB	dB	dB		cm	deg
1	2390.000	57.38	-16.62	25.25	74.00	32.13	1.90	0.00	Peak	---	---
2	2390.000	46.97	-7.03	14.84	54.00	32.13	1.90	0.00	Average	---	---
3 @	2413.930	105.70	51.70	73.57	54.00	32.13	1.92	0.00	Average	---	---
4 over	2413.930	109.84	35.84	77.71	74.00	32.13	1.92	0.00	Peak	---	---



Data#: 24

File#: D:\E3 Data\2005客戶\亞旭.EMI



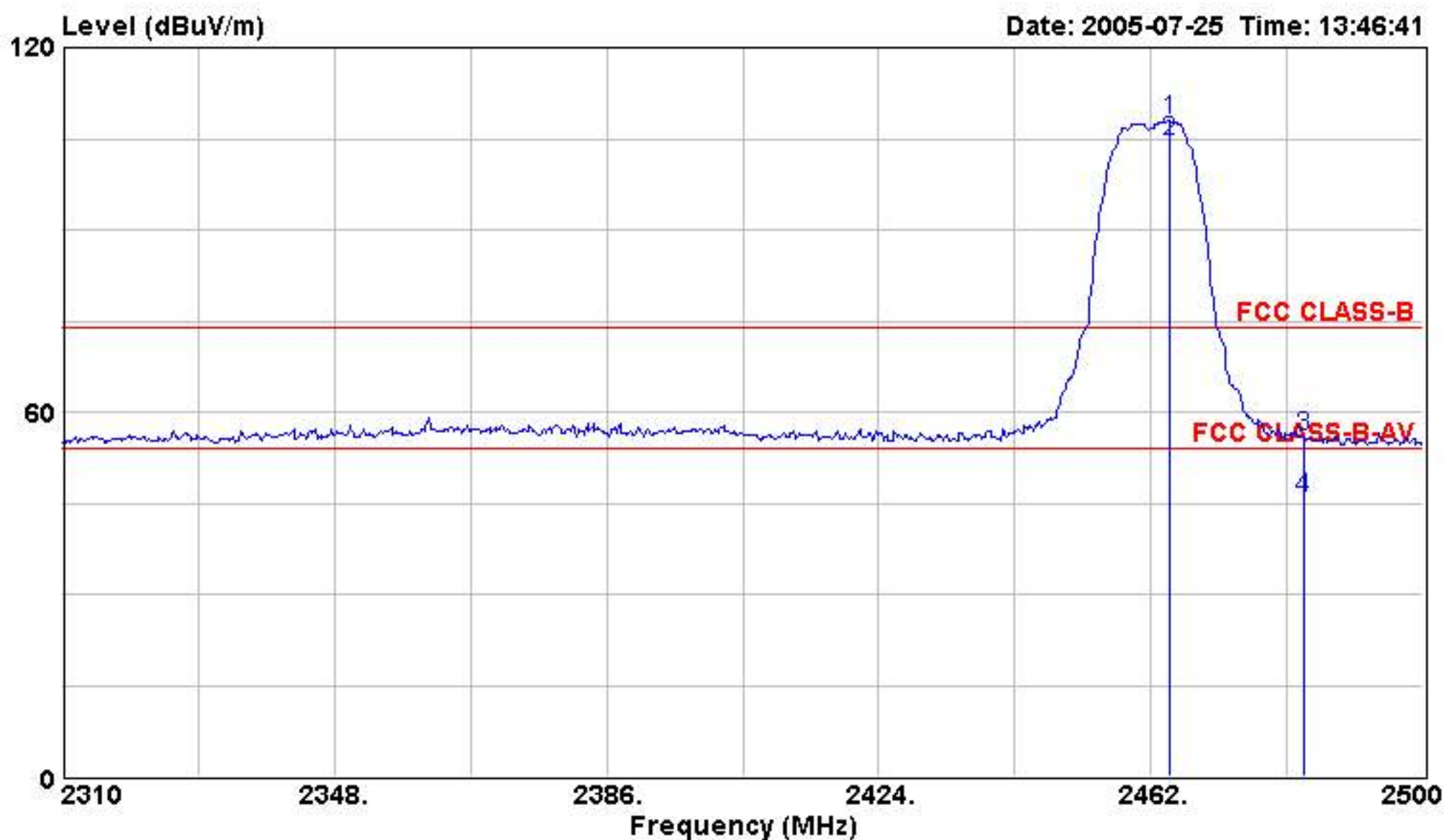
Site :03CH03-HY
 Condition:FCC CLASS-B 3m HORN-ANT-10092 2005 VERTICAL
 EUT :
 Power :
 Model :
 Memo :TX CH11 2462MHz 11g
 :Data Rate=11M

	Freq	Level	Over Limit	Read Level	Limit Line	Factor	Cable Loss	Preamp Factor	Remark	Ant Pos	Table Pos
	MHz	dBuV/m	dB	dBuV	dBuV/m	dB	dB	dB		cm	deg
1 over	2458.770	102.88	48.88	70.80	54.00	32.08	1.94	0.00	Average	---	---
2	2483.500	46.06	-7.94	13.98	54.00	32.08	1.96	0.00	Average	---	---



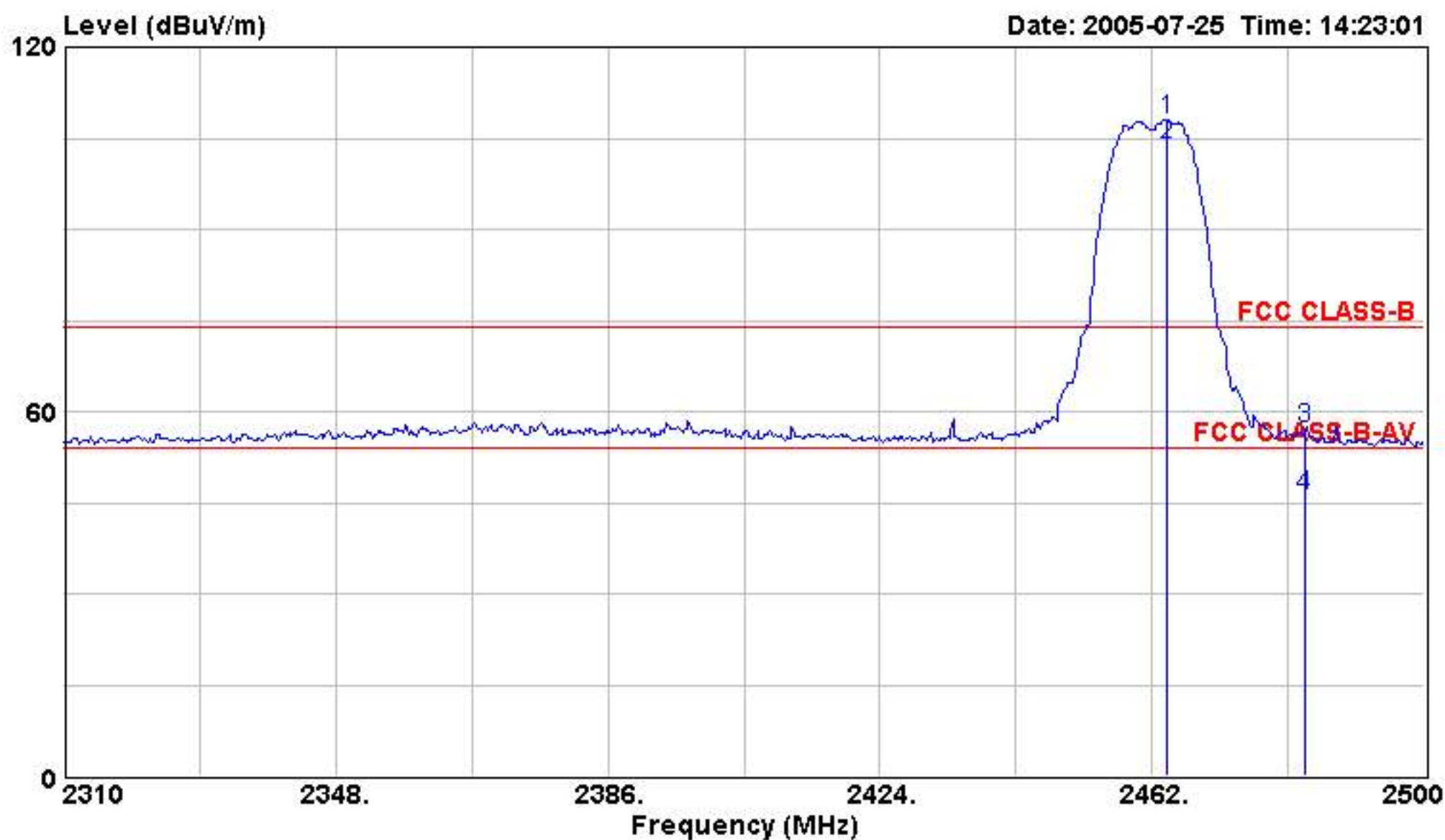
Data#: 1

File#: D:\E3 Data\2005客戶\亞旭.EMI



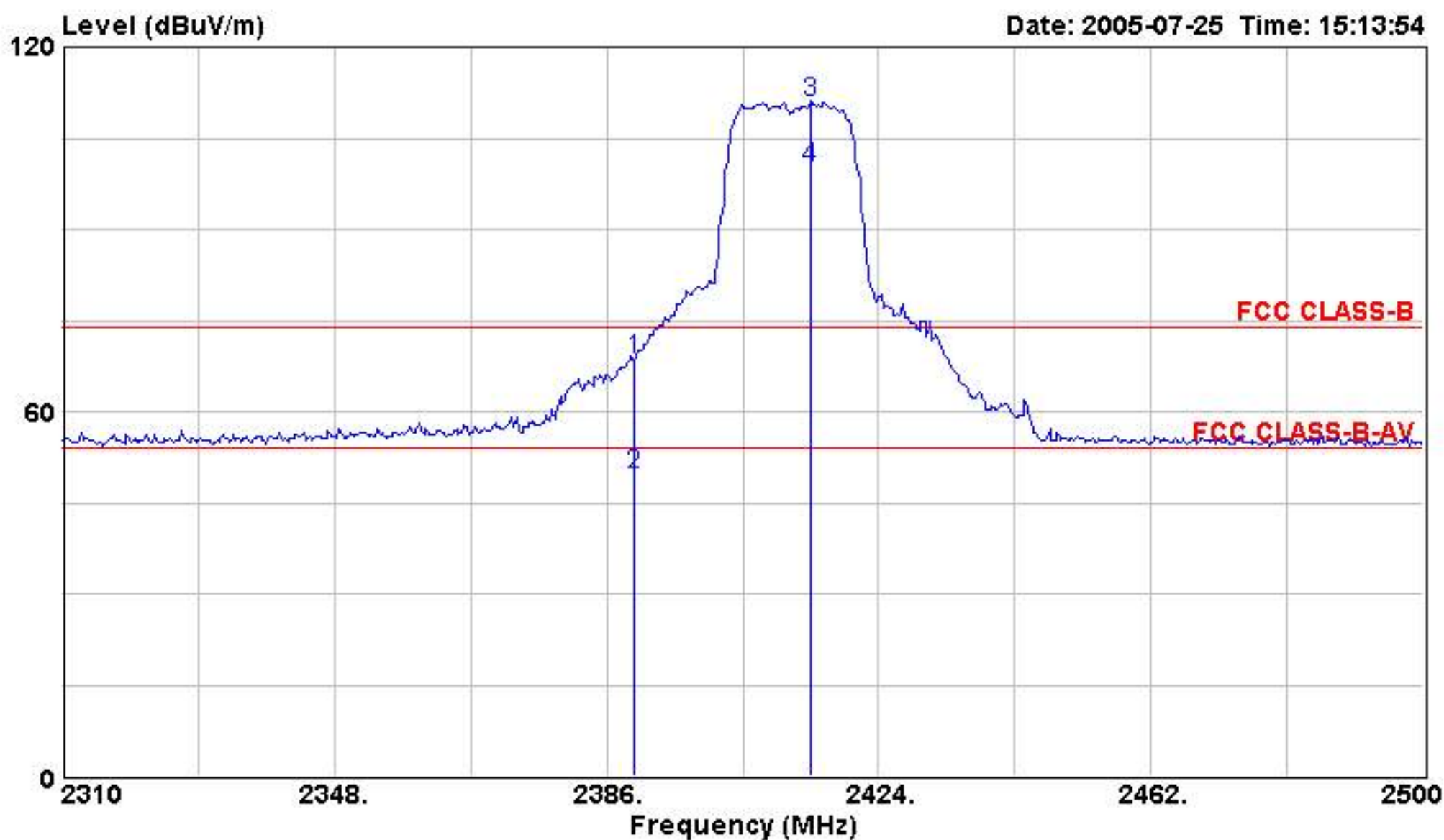
Site :03CH03-HY
 Condition:FCC CLASS-B 3m HORN-ANT-10092 2005 VERTICAL
 EUT :
 Power :
 Model :
 Memo :TX CH11 2462MHz 11b
 :Data Rate=1M

	Freq	Level	Over Limit	Read Level	Limit Line	Factor	Cable Loss	Preamp Factor	Remark	Ant Pos	Table Pos
	MHz	dBuV/m	dB	dBuV	dBuV/m	dB	dB	dB		cm	deg
1 over	2464.660	107.93	33.93	75.85	74.00	32.08	1.94	0.00	Peak	---	---
2 over	2464.660	104.63	50.63	72.55	54.00	32.08	1.94	0.00	Average	---	---
3	2483.500	55.76	-18.24	23.68	74.00	32.08	1.96	0.00	Peak	---	---
4	2483.500	45.87	-8.13	13.79	54.00	32.08	1.96	0.00	Average	---	---



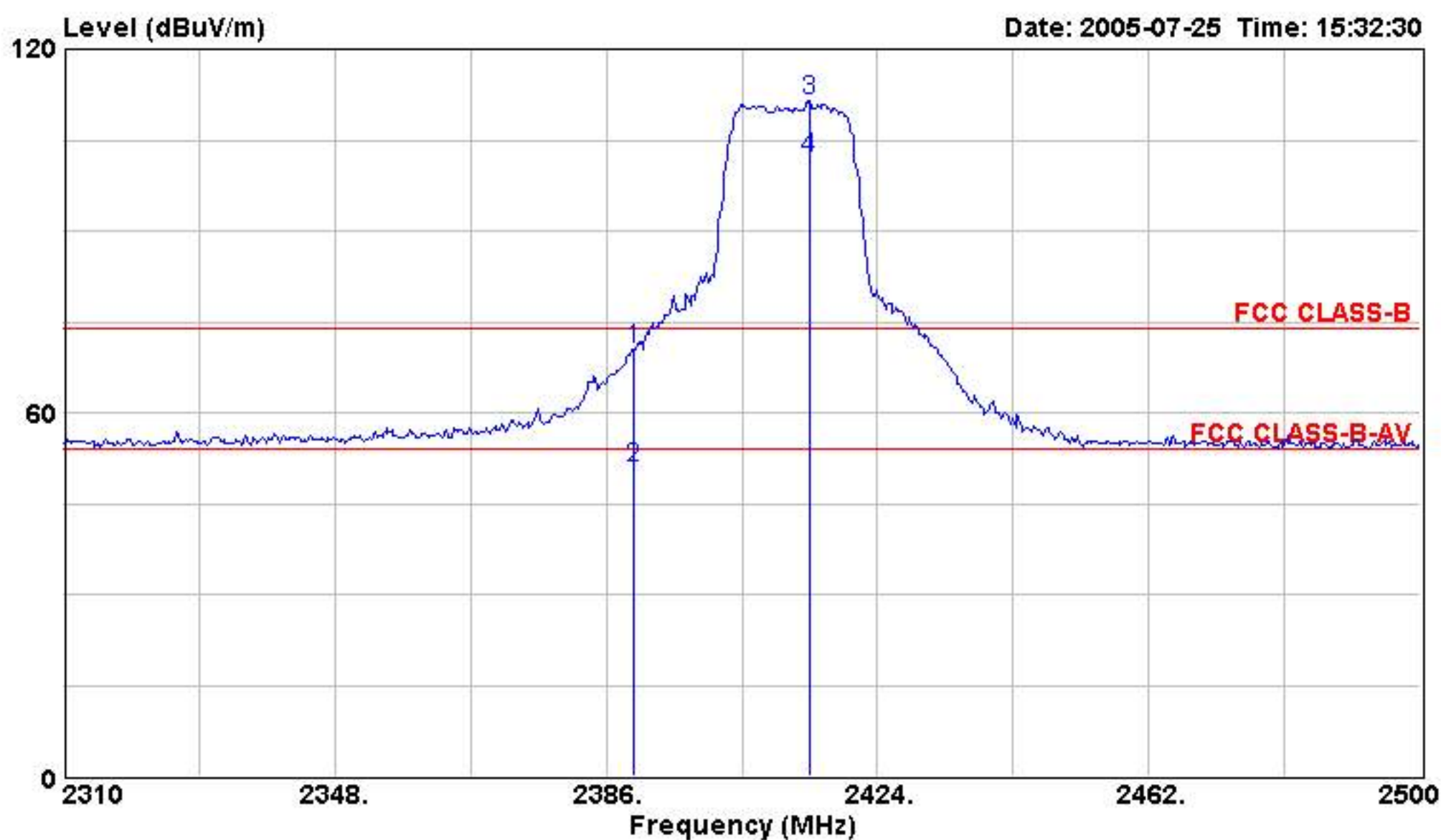
Site :03CHO3-HY
 Condition:FCC CLASS-B 3m HORN-ANT-10092 2005 VERTICAL
 EUT :
 Power :
 Model :
 Memo :TX CH11 2462MHz 11b
 :Data Rate=2M

	Freq	Level	Over Limit	Read Level	Limit Line	Factor	Cable Loss	Preamp Factor	Remark	Ant Pos	Table Pos
	MHz	dBuV/m	dB	dBuV	dBuV/m	dB	dB	dB		cm	deg
1	2464.090	108.06	34.06	75.98	74.00	32.08	1.94	0.00	Peak	---	---
2	2464.090	103.89	49.89	71.81	54.00	32.08	1.94	0.00	Average	---	---
3	2483.500	57.06	-16.94	24.98	74.00	32.08	1.96	0.00	Peak	---	---
4	2483.500	46.02	-7.98	13.94	54.00	32.08	1.96	0.00	Average	---	---



Site :03CHO3-HY
 Condition:FCC CLASS-B 3m HORN-ANT-10092 2005 VERTICAL
 EUT :
 Power :
 Model :
 Memo :TX CH01 2412MHz 11g
 :Data Rate=12M

	Freq	Level	Over Limit	Read Level	Limit Line	Factor	Cable Loss	Preamp Factor	Remark	Ant Pos	Table Pos
	MHz	dBuV/m	dB	dBuV	dBuV/m	dB	dB	dB		cm	deg
1	2389.800	68.68	-5.32	36.55	74.00	32.13	1.90	0.00	Peak	---	---
2	2389.800	49.57	-4.43	17.44	54.00	32.13	1.90	0.00	Average	---	---
3 over	2414.500	111.01	37.01	78.88	74.00	32.13	1.92	0.00	Peak	---	---
4 over	2414.500	100.02	46.02	67.89	54.00	32.13	1.92	0.00	Average	---	---



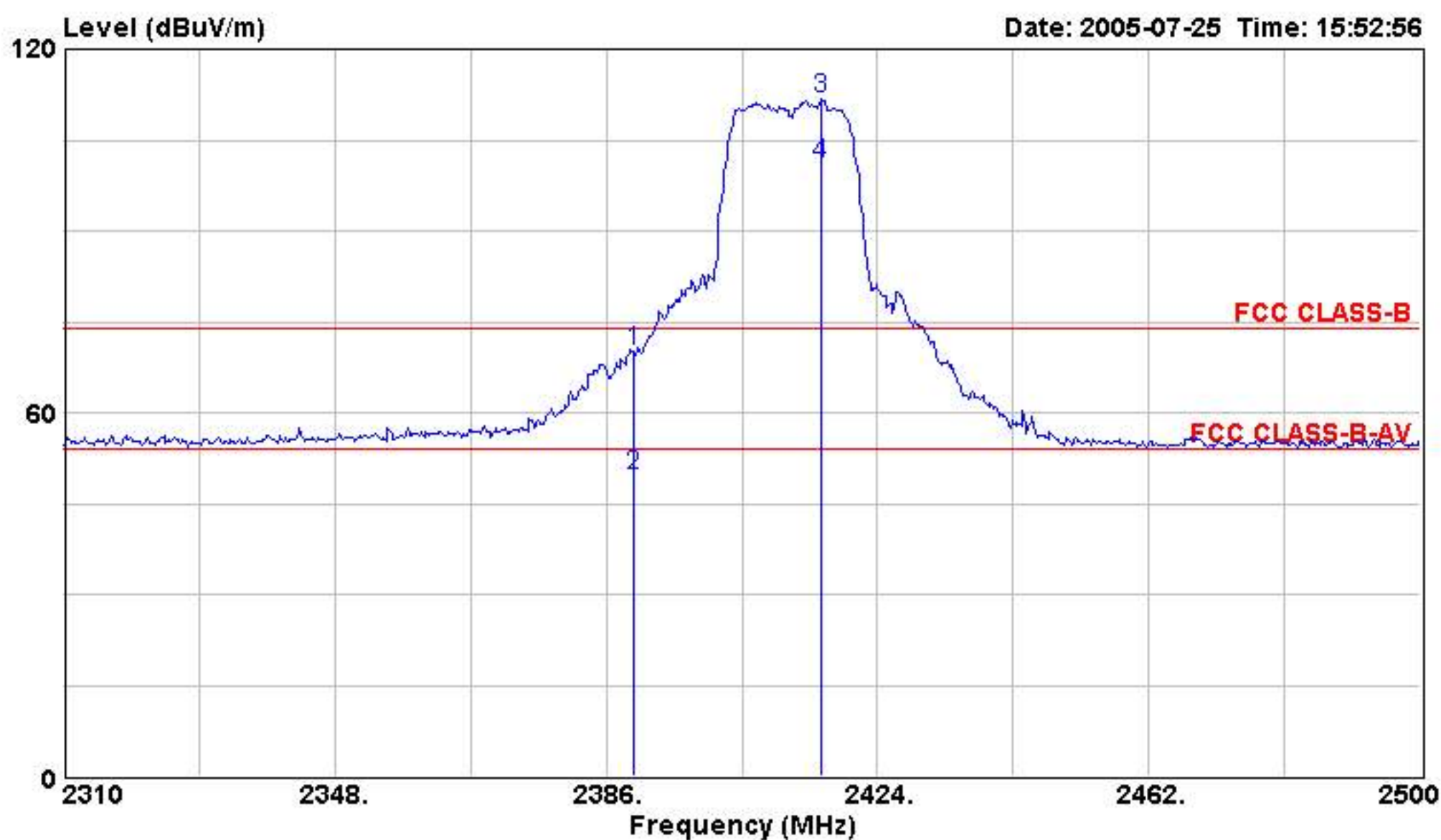
Site :03CHO3-HY
 Condition:FCC CLASS-B 3m HORN-ANT-10092 2005 VERTICAL
 EUT :
 Power :
 Model :
 Memo :TX CH01 2412MHz 11g
 :Data Rate=18M

	Freq	Level	Over Limit	Read Level	Limit Line	Factor	Cable Loss	Preamp Factor	Remark	Ant Pos	Table Pos
	MHz	dBuV/m	dB	dBuV	dBuV/m	dB	dB	dB		cm	deg
1	2389.800	70.49	-3.51	38.36	74.00	32.13	1.90	0.00	Peak	---	---
2	2389.800	50.76	-3.24	18.63	54.00	32.13	1.90	0.00	Average	---	---
3 over	2414.500	111.58	37.58	79.45	74.00	32.13	1.92	0.00	Peak	---	---
4 over	2414.500	102.16	48.16	70.03	54.00	32.13	1.92	0.00	Average	---	---



Data#: 14

File#: D:\E3 Data\2005客戶\亞旭.EMI



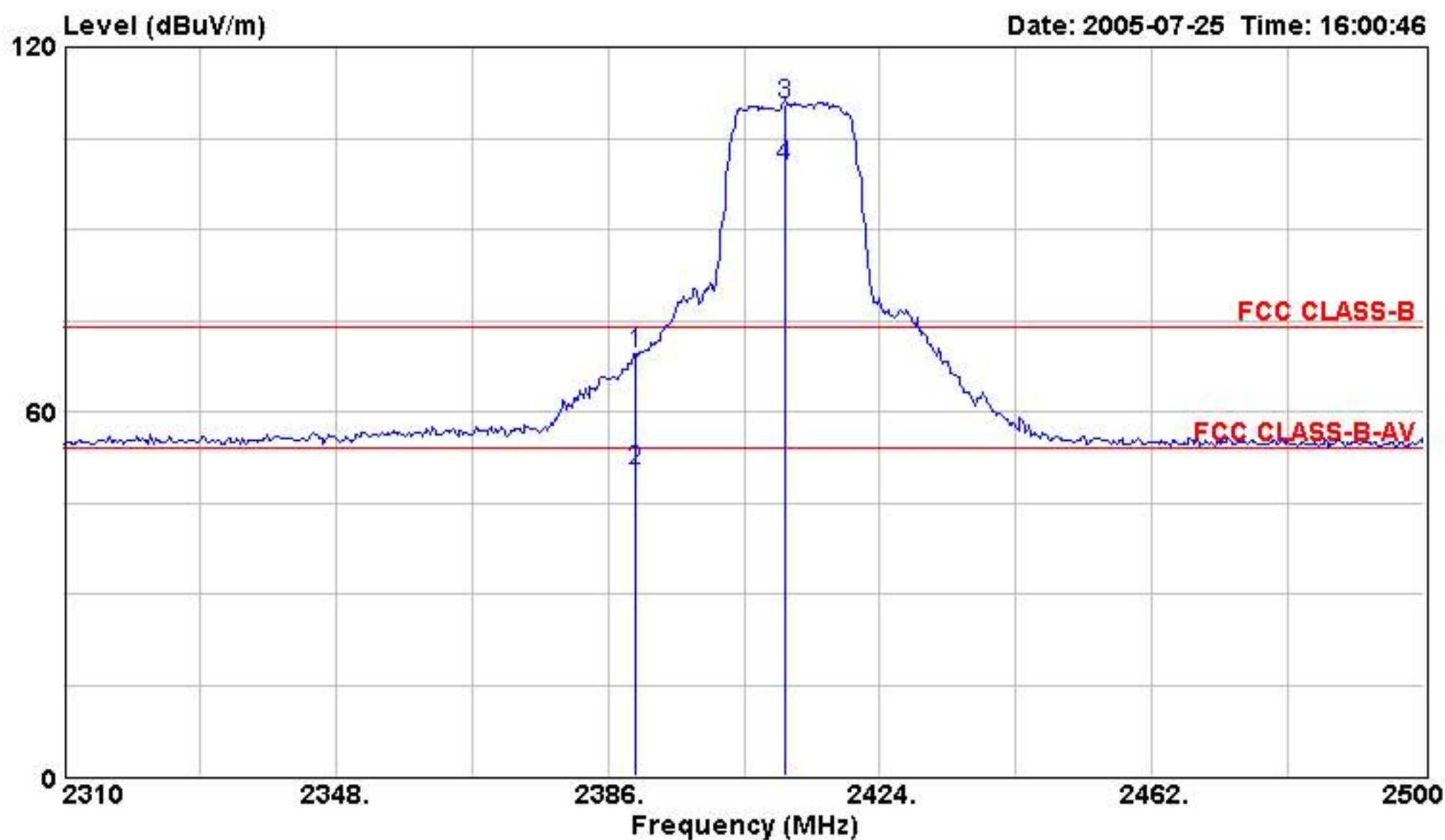
Site :03CHO3-HY
 Condition:FCC CLASS-B 3m HORN-ANT-10092 2005 VERTICAL
 EUT :
 Power :
 Model :
 Memo :TX CH01 2412MHz 11g
 :Data Rate=24M

	Freq	Level	Over Limit	Read Level	Limit Line	Factor	Cable Loss	Preamp Factor	Remark	Ant Pos	Table Pos
	MHz	dBuV/m	dB	dBuV	dBuV/m	dB	dB	dB		cm	deg
1	2389.800	69.99	-4.01	37.86	74.00	32.13	1.90	0.00	Peak	---	---
2	2389.800	49.53	-4.47	17.40	54.00	32.13	1.90	0.00	Average	---	---
3 over	2416.210	111.68	37.68	79.55	74.00	32.13	1.92	0.00	Peak	---	---
4 over	2416.210	101.09	47.09	68.96	54.00	32.13	1.92	0.00	Average	---	---



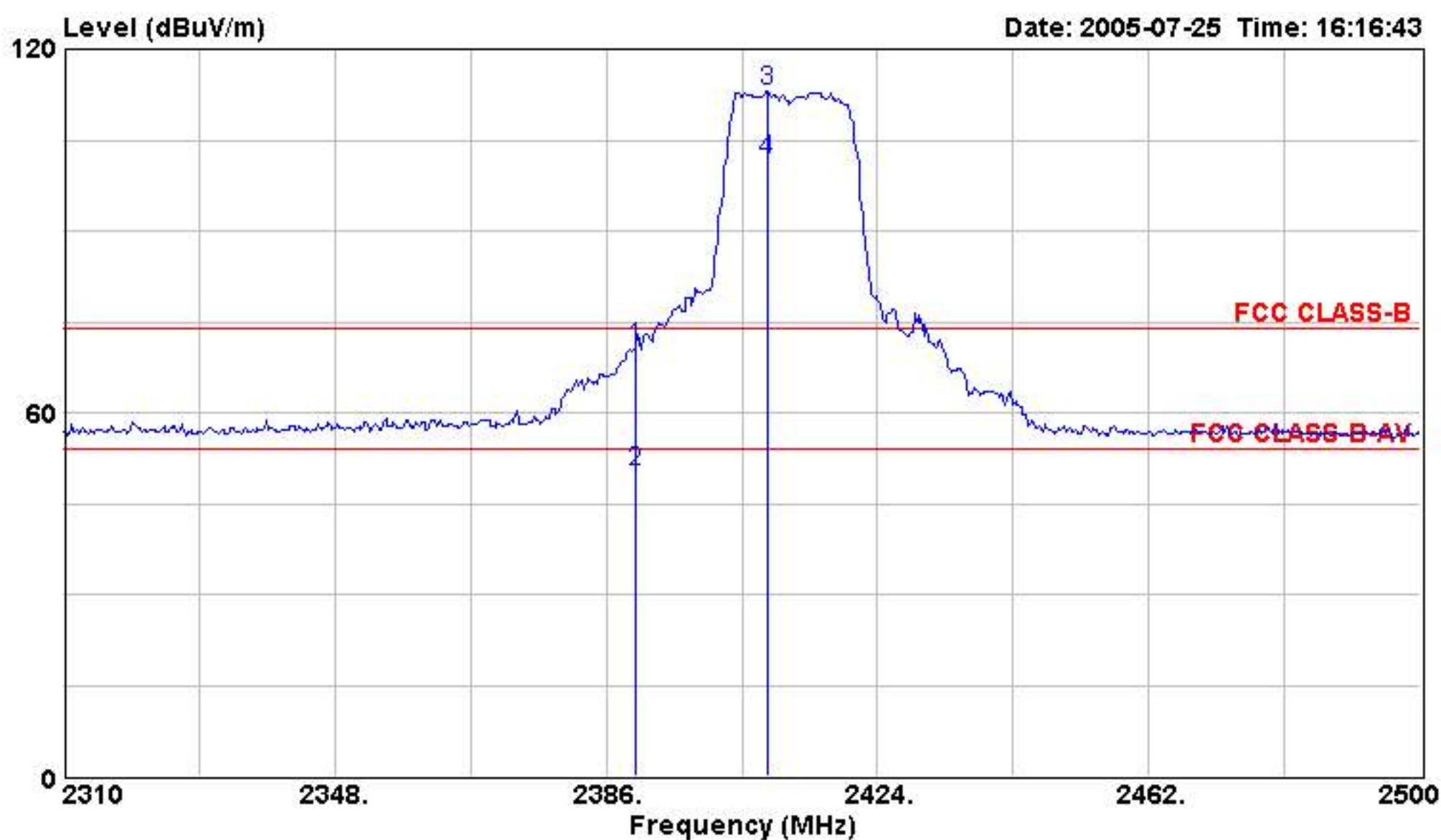
Data#: 15

File#: D:\E3 Data\2005客戶\亞旭.EMI



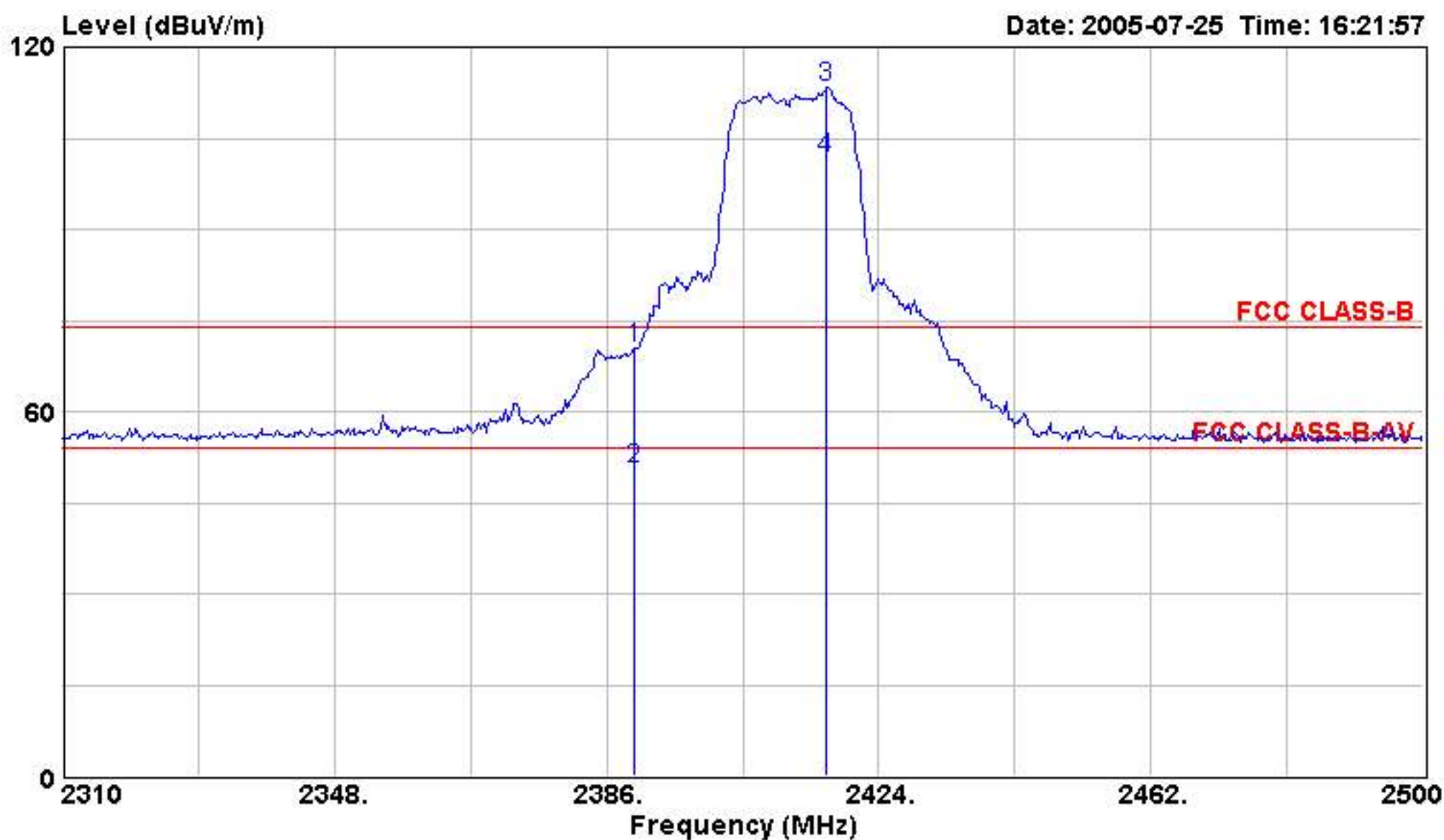
Site :03CHO3-HY
 Condition:FCC CLASS-B 3m HORN-ANT-10092 2005 VERTICAL
 EUT :
 Power :
 Model :
 Memo :TX CH01 2412MHz 11g
 :Data Rate=36M

	Freq	Level	Over Limit	Read Level	Limit Line	Factor	Cable Loss	Preamp Factor	Remark	Ant Pos	Table Pos
	MHz	dBuV/m	dB	dBuV	dBuV/m	dB	dB	dB		cm	deg
1	2389.800	69.44	-4.56	37.31	74.00	32.13	1.90	0.00	Peak	---	---
2	2389.800	50.25	-3.75	18.12	54.00	32.13	1.90	0.00	Average	---	---
3 over	2410.700	110.46	36.46	78.33	74.00	32.13	1.92	0.00	Peak	---	---
4 over	2410.700	100.45	46.45	68.32	54.00	32.13	1.92	0.00	Average	---	---



Site :03CHO3-HY
 Condition:FCC CLASS-B 3m HORN-ANT-10092 2005 VERTICAL
 EUT :
 Power :
 Model :
 Memo :TX CH01 2412MHz 11g
 :Data Rate=48M

	Freq	Level	Over Limit	Read Level	Limit Line	Factor	Cable Loss	Preamp Factor	Remark	Ant Pos	Table Pos
	MHz	dBuV/m	dB	dBuV	dBuV/m	dB	dB	dB		cm	deg
1	2390.000	70.72	-3.28	38.59	74.00	32.13	1.90	0.00	Peak	---	---
2	2390.000	50.37	-3.63	18.24	54.00	32.13	1.90	0.00	Average	---	---
3 over	2408.610	113.13	39.13	81.00	74.00	32.13	1.92	0.00	Peak	---	---
4 over	2408.610	101.80	47.80	69.67	54.00	32.13	1.92	0.00	Average	---	---



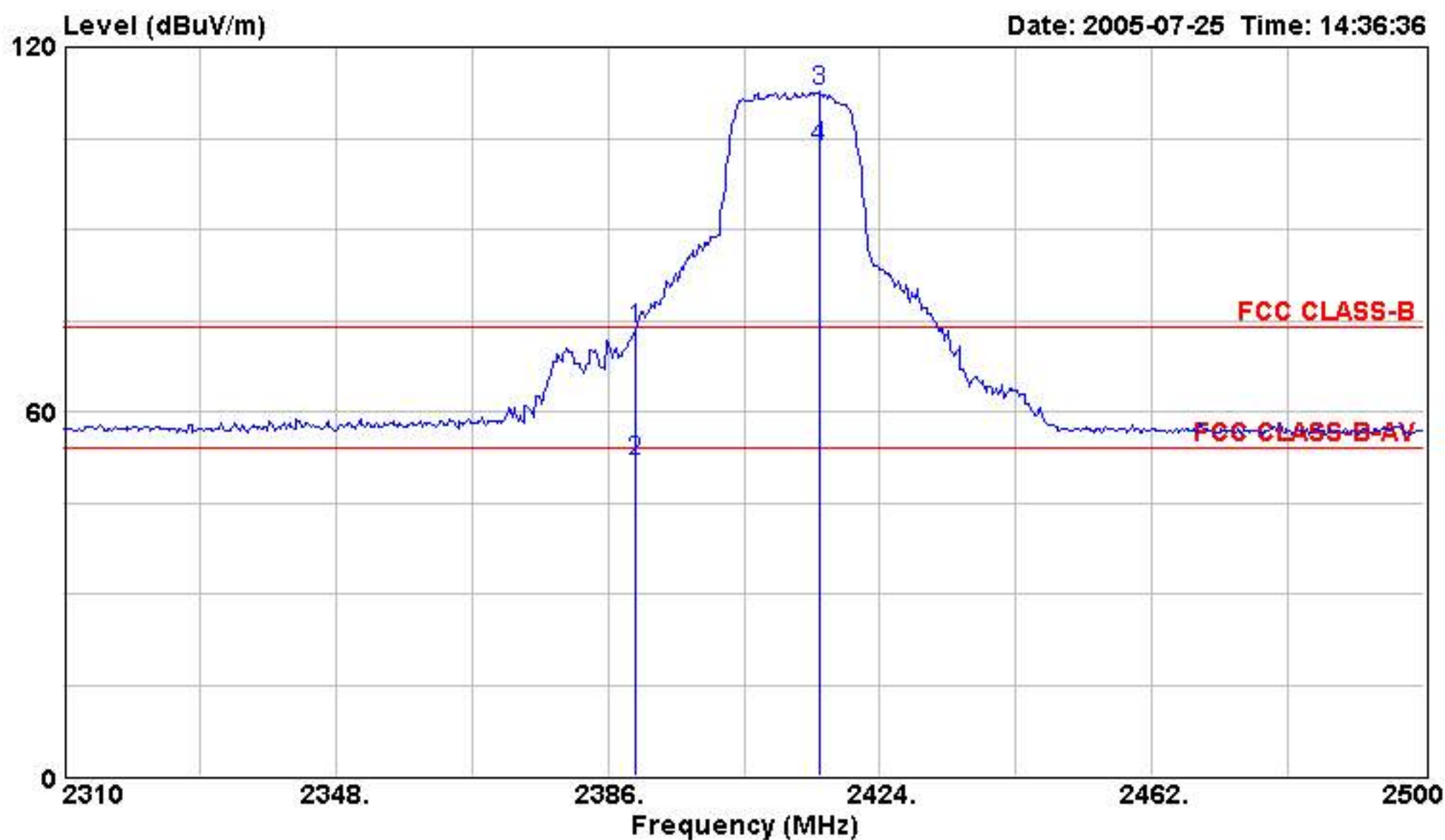
Site :03CHO3-HY
 Condition:FCC CLASS-B 3m HORN-ANT-10092 2005 VERTICAL
 EUT :
 Power :
 Model :
 Memo :TX CH01 2412MHz 11g
 :Data Rate=54M

	Freq	Level	Over Limit	Read Level	Limit Line	Factor	Cable Loss	Preamp Factor	Remark	Ant Pos	Table Pos
	MHz	dBuV/m	dB	dBuV	dBuV/m	dB	dB	dB		cm	deg
1	2389.800	70.28	-3.72	38.15	74.00	32.13	1.90	0.00	Peak	---	---
2	2389.800	50.46	-3.54	18.33	54.00	32.13	1.90	0.00	Average	---	---
3 over	2416.780	113.45	39.45	81.32	74.00	32.13	1.92	0.00	Peak	---	---
4 over	2416.780	101.81	47.81	69.68	54.00	32.13	1.92	0.00	Average	---	---



Data#: 6

File#: D:\E3 Data\2005客戶\亞旭.EMI



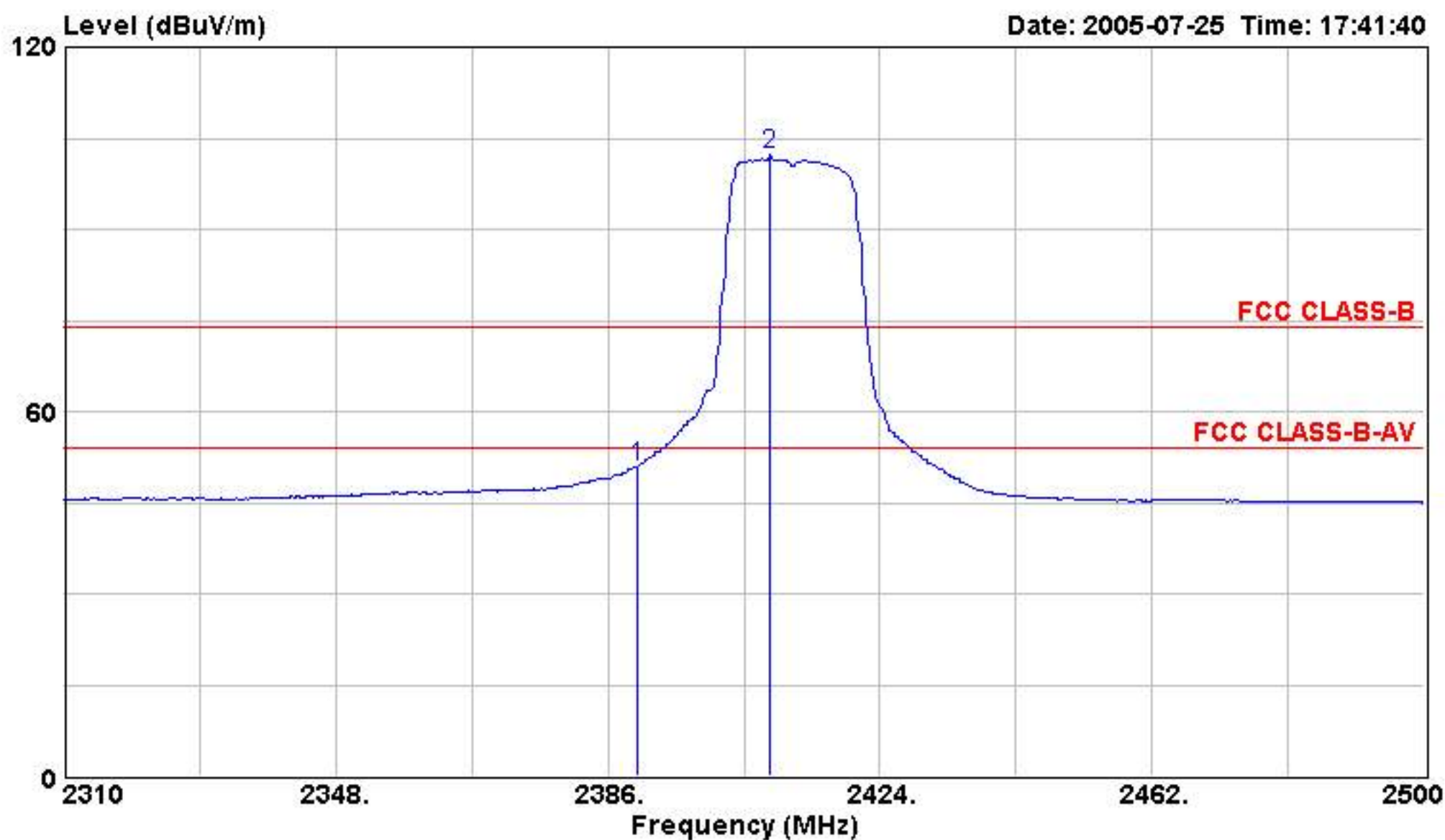
Site :03CHO3-HY
 Condition:FCC CLASS-B 3m HORN-ANT-10092 2005 VERTICAL
 EUT :
 Power :
 Model :
 Memo :TX CH01 2412MHz 11g
 :Data Rate=6M

	Freq	Level	Over Limit	Read Level	Limit Line	Cable Loss	Antenna Factor	Preamp Factor	Remark	Ant Pos	Table Pos
	MHz	dBuV/m	dB	dBuV	dBuV/m	dB	dB/m	dB		cm	deg
1	2389.800	73.44	-0.56	41.31	74.00	1.90	30.22	0.00	Peak	---	---
2	2389.800	51.66	-2.34	19.53	54.00	1.90	30.22	0.00	Average	---	---
3 over	2415.450	112.74	38.74	80.61	74.00	1.92	30.20	0.00	Peak	---	---
4 @	2415.450	103.54	49.54	71.41	54.00	1.92	30.20	0.00	Average	---	---



Data#: 22

File#: D:\E3 Data\2005客戶\亞旭.EMI



Site :03CHO3-HY
 Condition:FCC CLASS-B 3m HORN-ANT-10092 2005 VERTICAL
 EUT :
 Power :
 Model :
 Memo :TX CH01 2412MHz 11g
 :Data Rate=6M

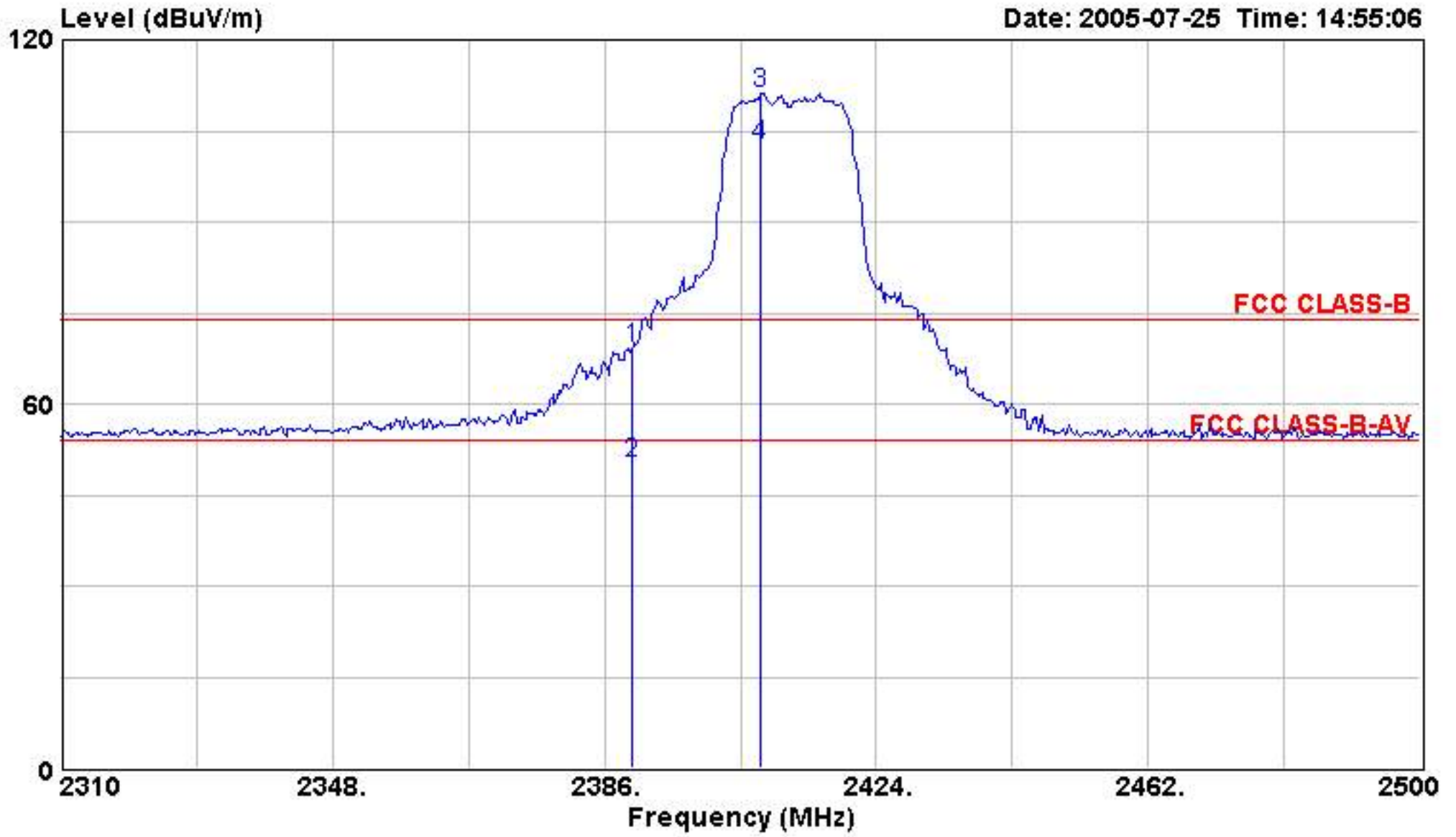
	Freq	Level	Over Limit	Read Level	Limit Line	Factor	Cable Loss	Preamp Factor	Remark	Ant Pos	Table Pos
	MHz	dBuV/m	dB	dBuV	dBuV/m	dB	dB	dB		cm	deg
1	2390.000	50.93	-3.07	18.80	54.00	32.13	1.90	0.00	Average	---	---
2 over	2408.610	102.40	48.40	70.27	54.00	32.13	1.92	0.00	Average	---	---



Data#: 7

File#: D:\E3 Data\2005客戶\亞旭.EMI

Date: 2005-07-25 Time: 14:55:06



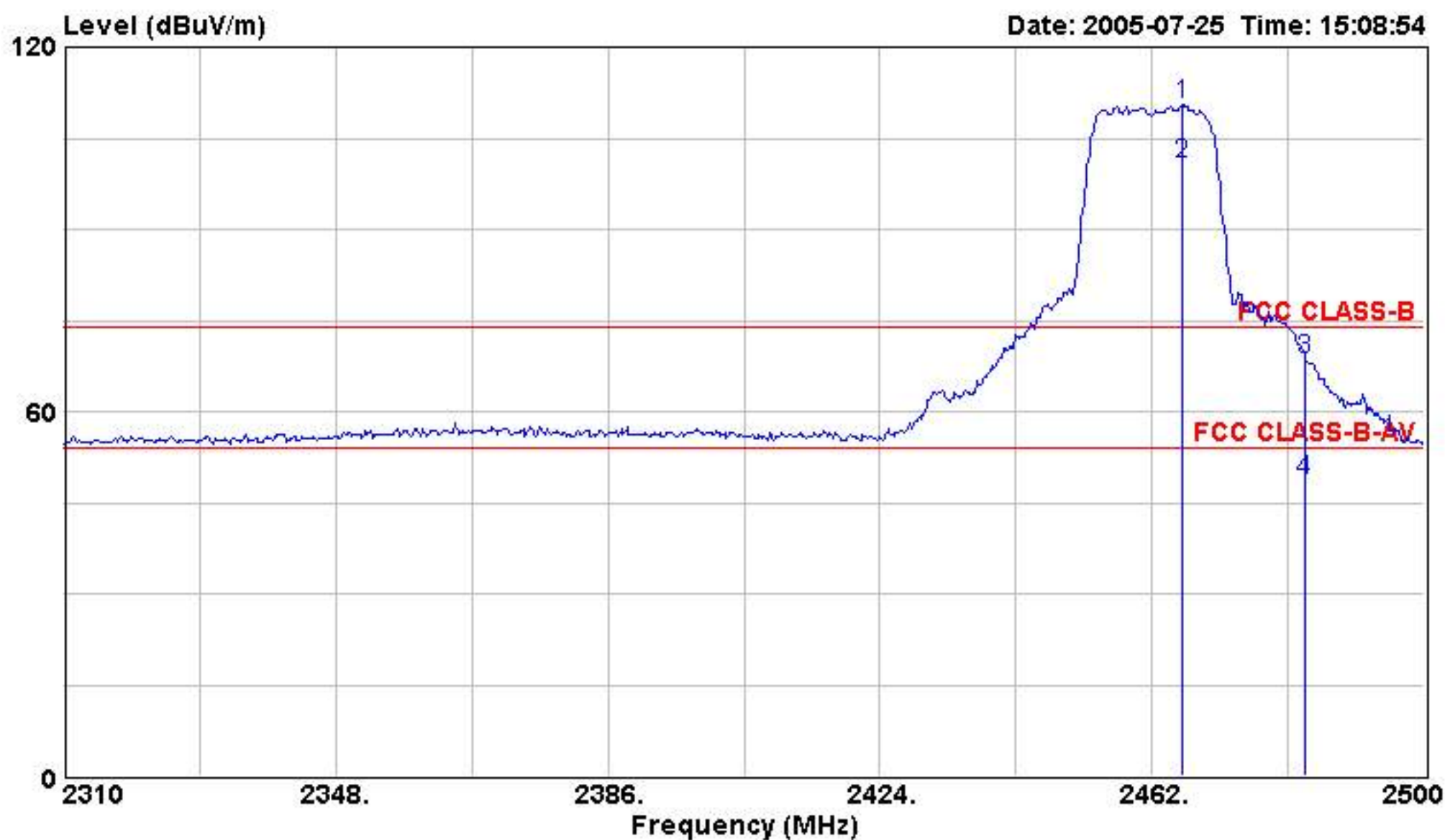
Site :03CHO3-HY
 Condition:FCC CLASS-B 3m HORN-ANT-10092 2005 VERTICAL
 EUT :
 Power :
 Model :
 Memo :TX CH01 2412MHz 11g
 :Data Rate=9M

	Freq	Level	Over Limit	Read Level	Limit Line	Factor	Cable Loss	Preamp Factor	Remark	Ant Pos	Table Pos
	MHz	dBUV/m	dB	dBuV	dBUV/m	dB	dB	dB		cm	deg
1	2389.800	69.09	-4.91	36.96	74.00	32.13	1.90	0.00	Peak	---	---
2	2389.800	50.25	-3.75	18.12	54.00	32.13	1.90	0.00	Average	---	---
3 over	2407.850	111.24	37.24	79.11	74.00	32.13	1.92	0.00	Peak	---	---
4 over	2407.850	102.59	48.59	70.46	54.00	32.13	1.92	0.00	Average	---	---



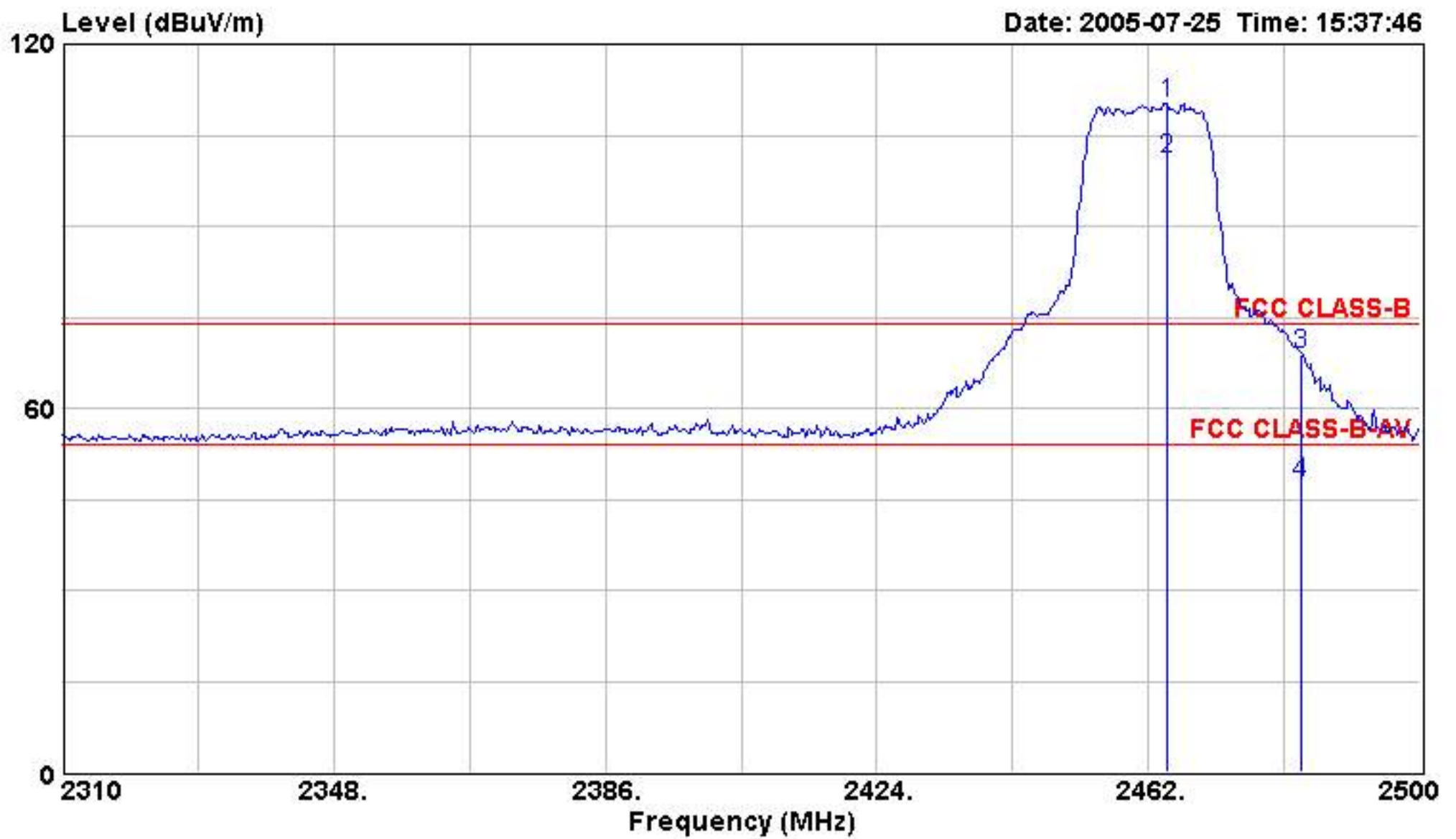
Data#: 9

File#: D:\E3 Data\2005客戶\亞旭.EMI



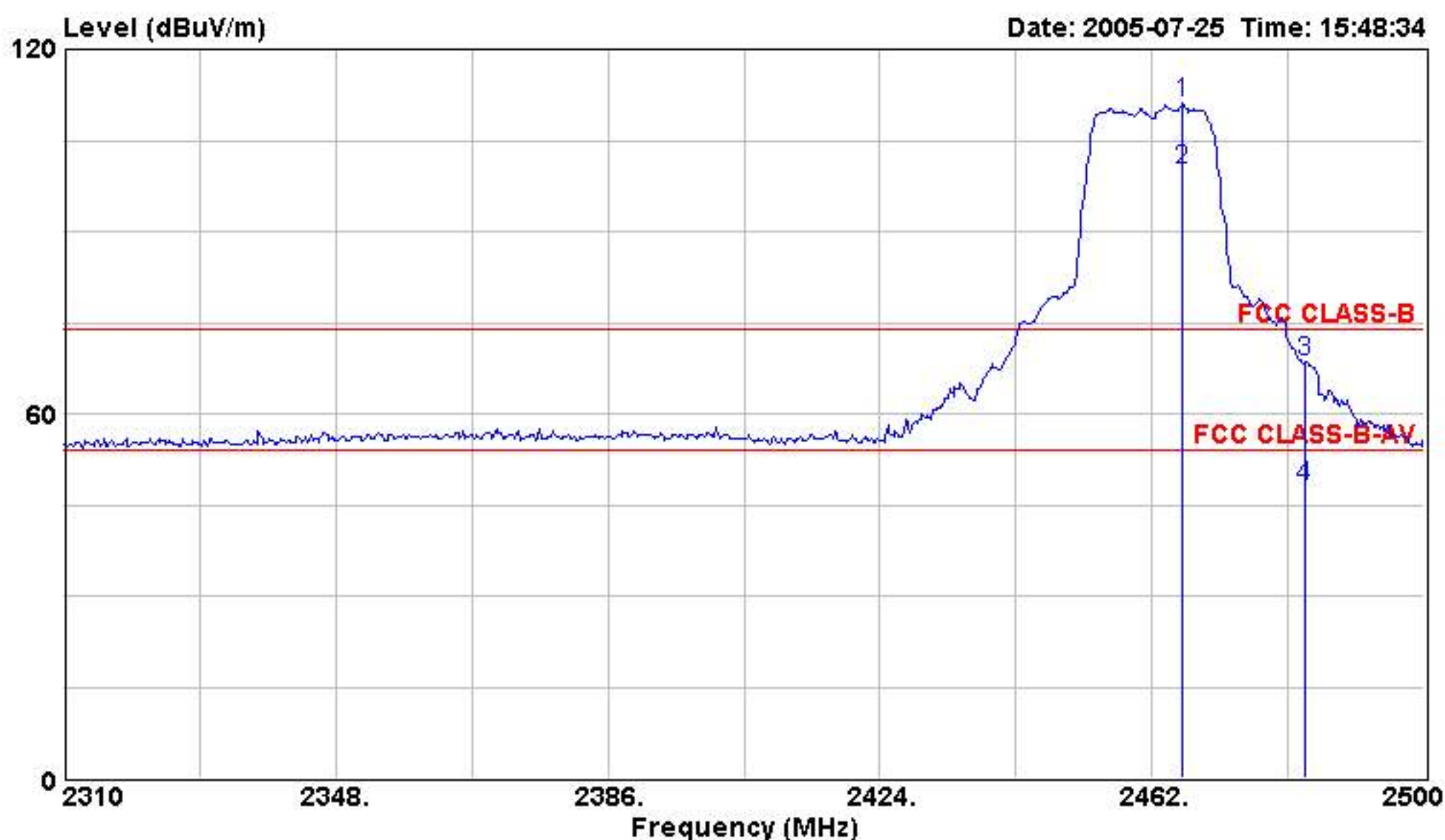
Site :03CHO3-HY
 Condition:FCC CLASS-B 3m HORN-ANT-10092 2005 VERTICAL
 EUT :
 Power :
 Model :
 Memo :TX CH11 2462MHz 11g
 :Data Rate=12M

	Freq	Level	Over Limit	Read Level	Limit Line	Factor	Cable Loss	Preamp Factor	Remark	Ant Pos	Table Pos
	MHz	dBuV/m	dB	dBuV	dBuV/m	dB	dB	dB		cm	deg
1	2466.180	110.49	36.49	78.41	74.00	32.08	1.94	0.00	Peak	---	---
2	2466.180	100.72	46.72	68.64	54.00	32.08	1.94	0.00	Average	---	---
3	2483.500	68.65	-5.35	36.57	74.00	32.08	1.96	0.00	Peak	---	---
4	2483.500	48.77	-5.23	16.69	54.00	32.08	1.96	0.00	Average	---	---



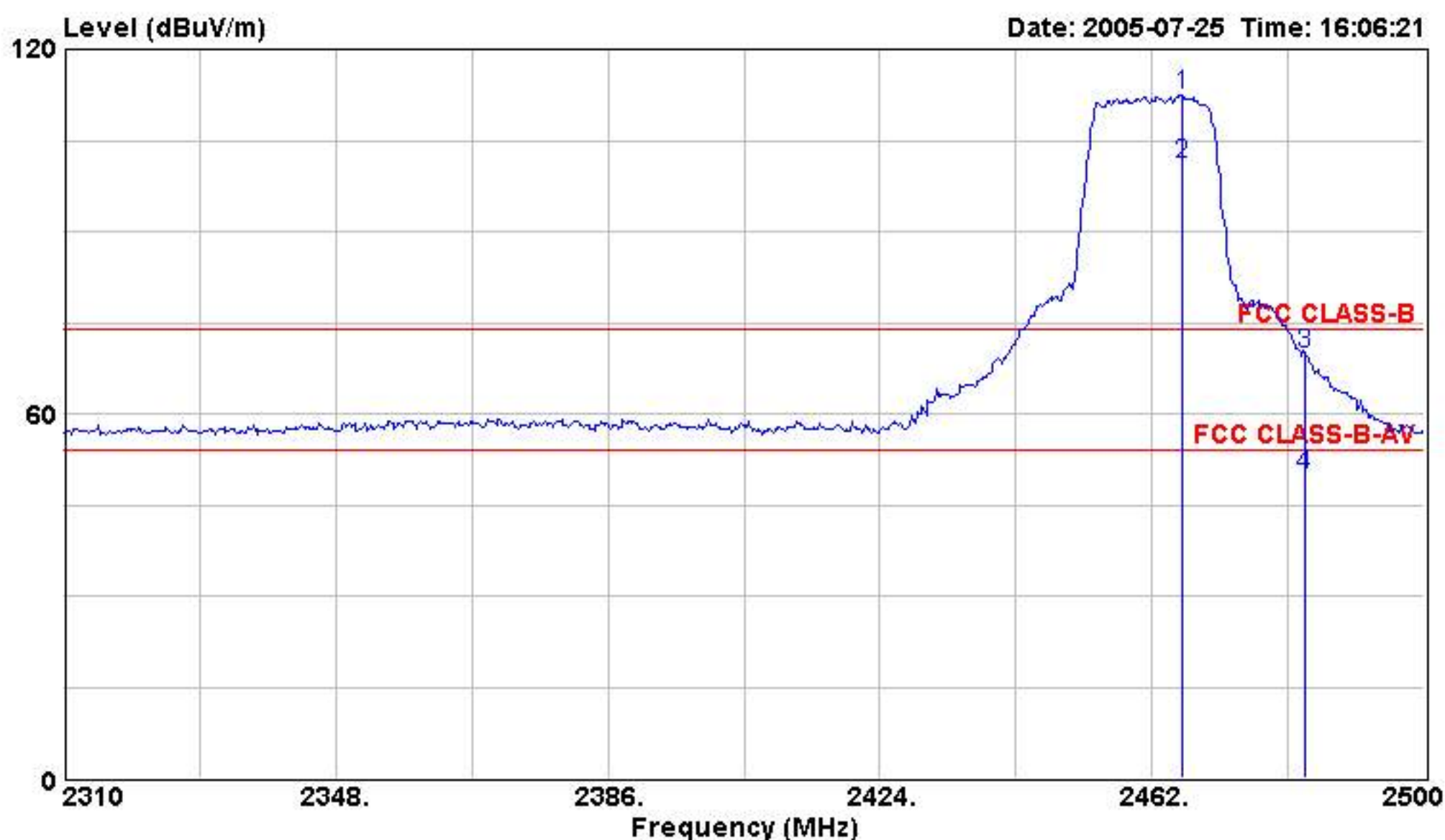
Site :03CHO3-HY
 Condition:FCC CLASS-B 3m HORN-ANT-10092 2005 VERTICAL
 EUT :
 Power :
 Model :
 Memo :TX CH11 2462MHz 11g
 :Data Rate=18M

	Freq	Level	Over	Read	Limit	Cable	Preamp	Remark	Ant	Table
	MHz	dBuV/m	Limit	Level	Line	Loss	Factor		Pos	Pos
			dB	dBuV	dBuV/m	dB	dB		cm	deg
1	2464.660	110.37	36.37	78.29	74.00	1.94	0.00	Peak	---	---
2	2464.660	100.95	46.95	68.87	54.00	1.94	0.00	Average	---	---
3	2483.500	69.01	-4.99	36.93	74.00	1.96	0.00	Peak	---	---
4	2483.500	47.56	-6.44	15.48	54.00	1.96	0.00	Average	---	---



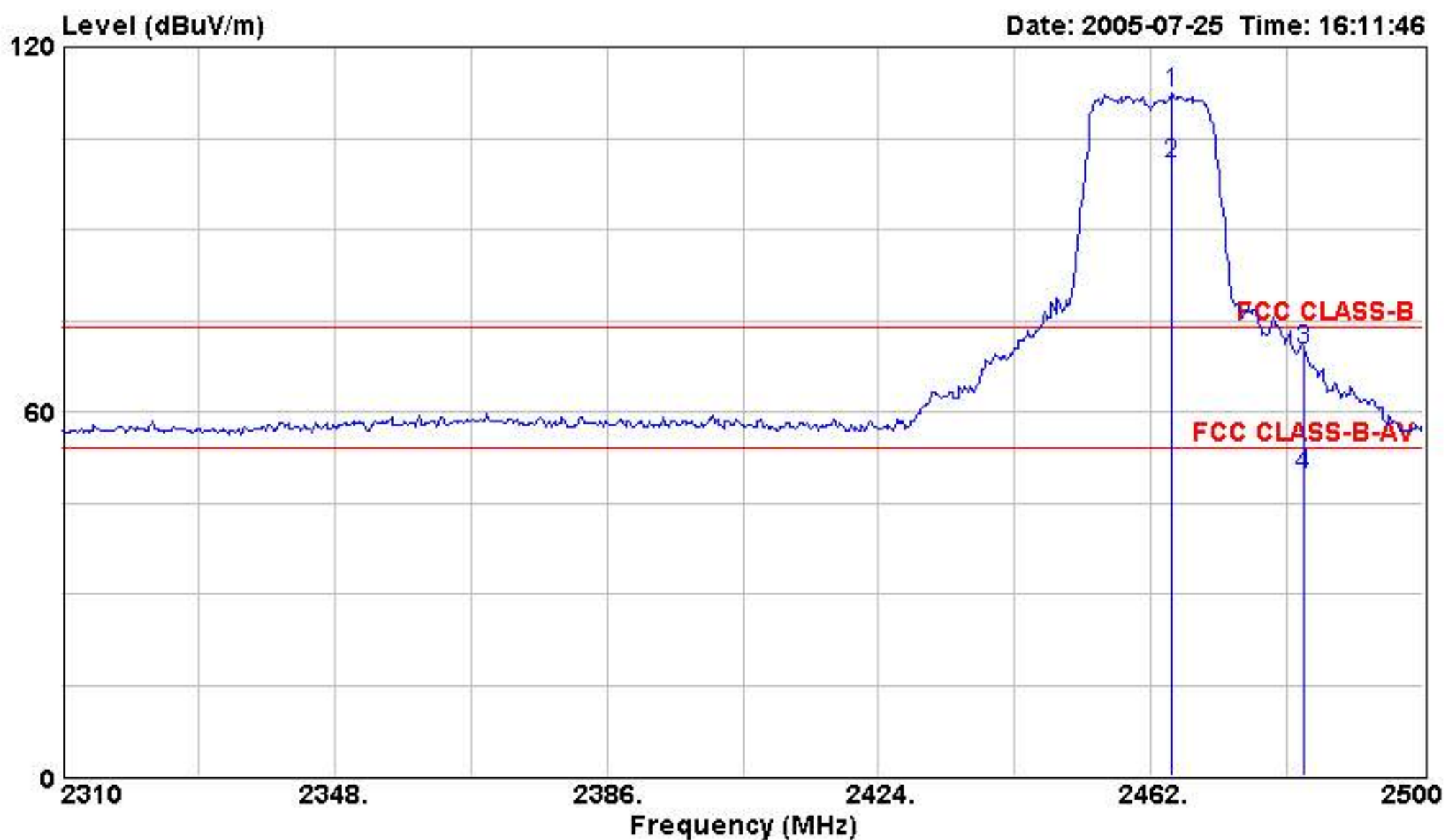
Site :03CHO3-HY
 Condition:FCC CLASS-B 3m HORN-ANT-10092 2005 VERTICAL
 EUT :
 Power :
 Model :
 Memo :TX CH11 2462MHz 11g
 :Data Rate=24M

	Freq	Level	Over Limit	Read Level	Limit Line	Factor	Cable Loss	Preamp Factor	Remark	Ant Pos	Table Pos
	MHz	dBuV/m	dB	dBuV	dBuV/m	dB	dB	dB		cm	deg
1	2466.180	111.02	37.02	78.94	74.00	32.08	1.94	0.00	Peak	---	---
2	2466.180	100.15	46.15	68.07	54.00	32.08	1.94	0.00	Average	---	---
3	2483.500	68.47	-5.53	36.39	74.00	32.08	1.96	0.00	Peak	---	---
4	2483.500	47.93	-6.07	15.85	54.00	32.08	1.96	0.00	Average	---	---



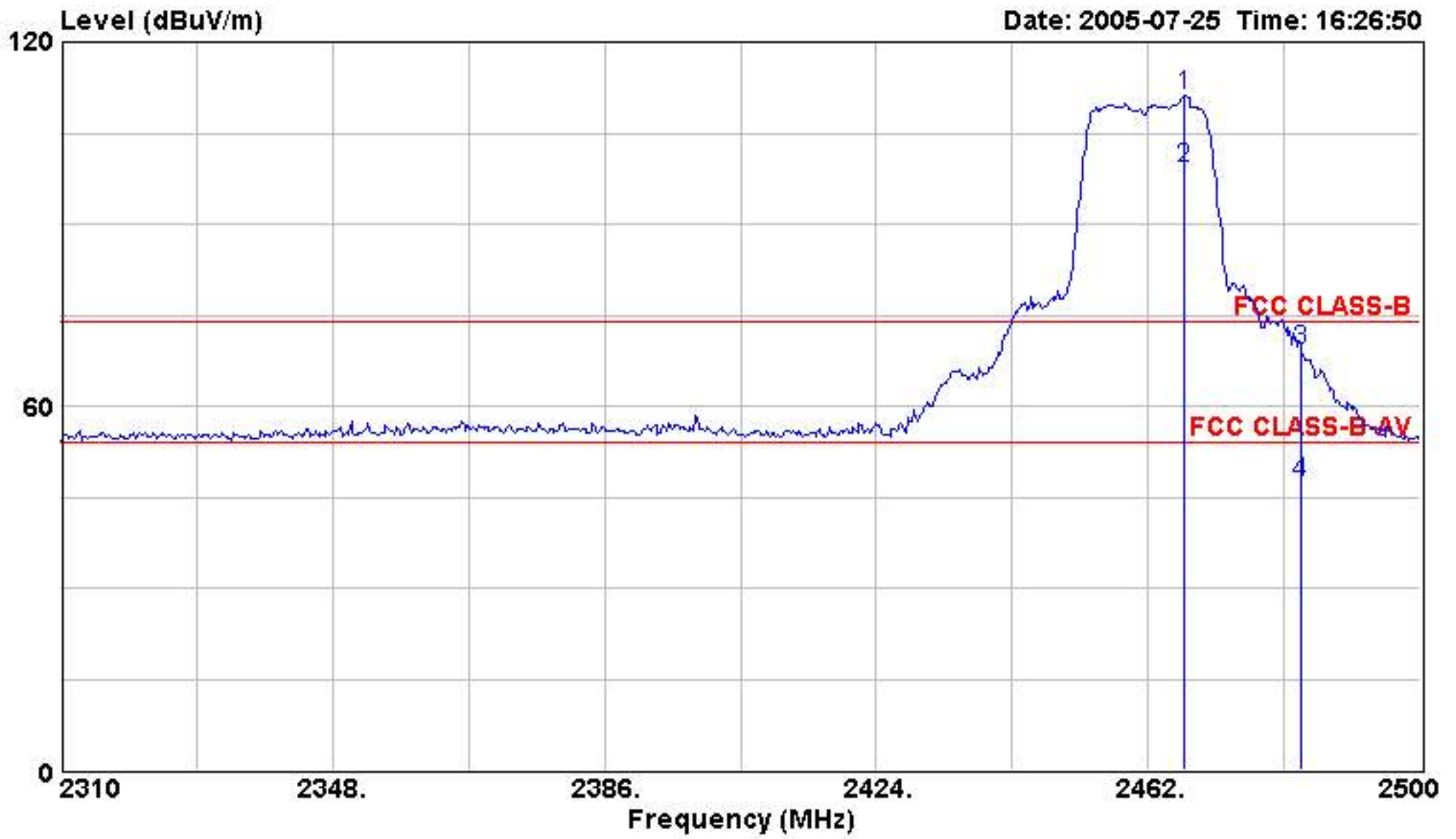
Site :03CHO3-HY
 Condition:FCC CLASS-B 3m HORN-ANT-10092 2005 VERTICAL
 EUT :
 Power :
 Model :
 Memo :TX CH11 2462MHz 11g
 :Data Rate=36M

	Freq	Level	Over Limit	Read Level	Limit Line	Factor	Cable Loss	Preamp Factor	Remark	Ant Pos	Table Pos
	MHz	dBuV/m	dB	dBuV	dBuV/m	dB	dB	dB		cm	deg
1	2466.180	112.49	38.49	80.41	74.00	32.08	1.94	0.00	Peak	---	---
2	2466.180	101.04	47.04	68.96	54.00	32.08	1.94	0.00	Average	---	---
3	2483.500	69.91	-4.09	37.83	74.00	32.08	1.96	0.00	Peak	---	---
4	2483.500	50.04	-3.96	17.96	54.00	32.08	1.96	0.00	Average	---	---



Site :03CHO3-HY
 Condition:FCC CLASS-B 3m HORN-ANT-10092 2005 VERTICAL
 EUT :
 Power :
 Model :
 Memo :TX CH11 2462MHz 11g
 :Data Rate=48M

	Freq	Level	Over Limit	Read Level	Limit Line	Factor	Cable Loss	Preamp Factor	Remark	Ant Pos	Table Pos
	MHz	dBuV/m	dB	dBuV	dBuV/m	dB	dB	dB		cm	deg
1	2464.850	112.39	38.39	80.31	74.00	32.08	1.94	0.00	Peak	---	---
2	2464.850	100.60	46.60	68.52	54.00	32.08	1.94	0.00	Average	---	---
3	2483.500	70.03	-3.97	37.95	74.00	32.08	1.96	0.00	Peak	---	---
4	2483.500	49.68	-4.32	17.60	54.00	32.08	1.96	0.00	Average	---	---



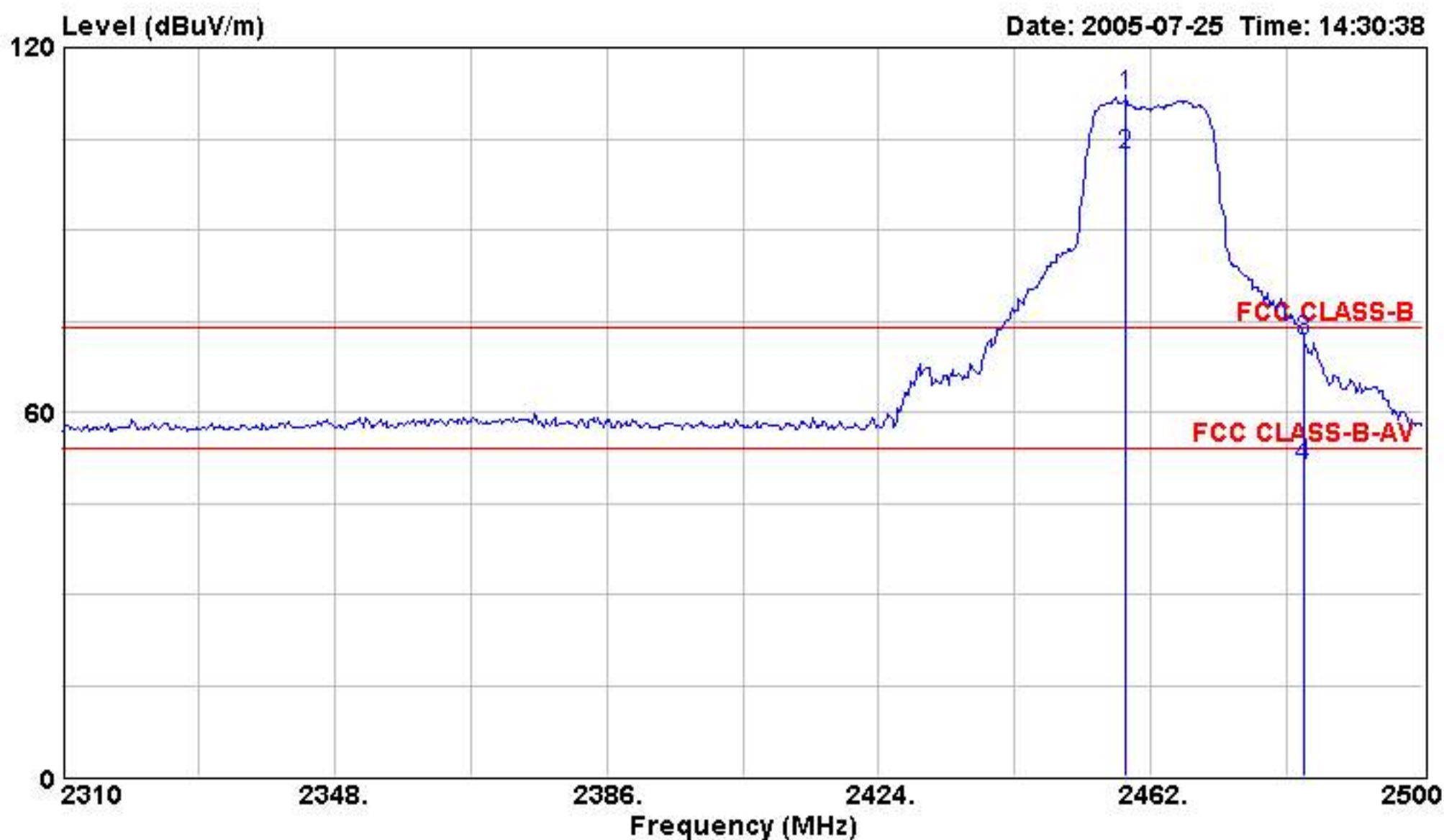
Site :03CHO3-HY
 Condition:FCC CLASS-B 3m HORN-ANT-10092 2005 VERTICAL
 EUT :
 Power :
 Model :
 Memo :TX CH11 2462MHz 11g
 :Data Rate=54M

	Freq	Level	Over Limit	Read Level	Limit Line	Factor	Cable Loss	Preamp Factor	Remark	Ant Pos	Table Pos
	MHz	dBuV/m	dB	dBuV	dBuV/m	dB	dB	dB		cm	deg
1	2467.130	111.17	37.17	79.09	74.00	32.08	1.94	0.00	Peak	---	---
2	2467.130	99.26	45.26	67.18	54.00	32.08	1.94	0.00	Average	---	---
3	2483.500	69.08	-4.92	37.00	74.00	32.08	1.96	0.00	Peak	---	---
4	2483.500	47.40	-6.60	15.32	54.00	32.08	1.96	0.00	Average	---	---



Data#: 5

File#: D:\E3 Data\2005客戶\亞旭.EMI

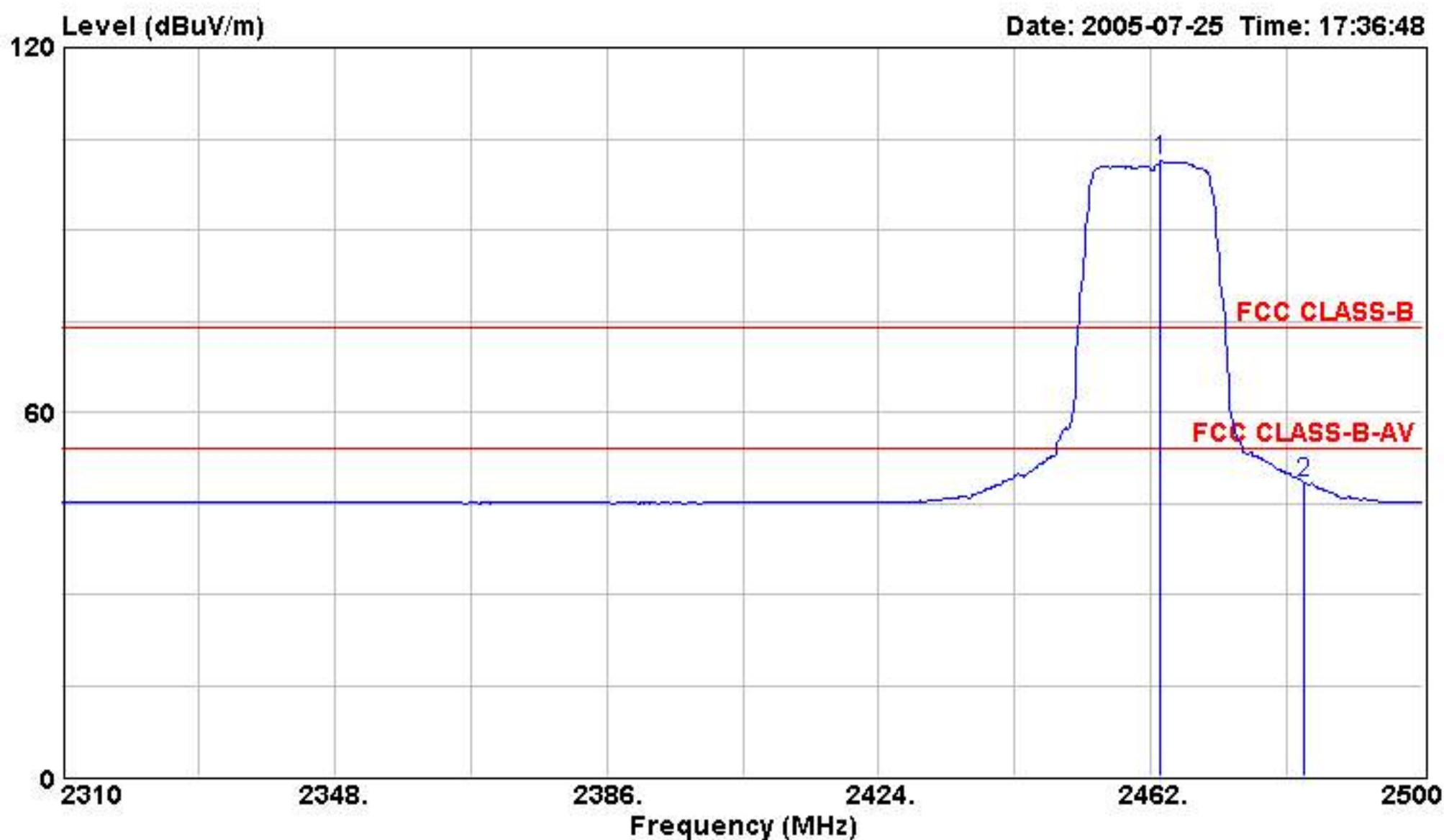


Site :03CH03-HY
 Condition:FCC CLASS-B 3m HORN-ANT-10092 2005 VERTICAL
 EUT :
 Power :
 Model :
 Memo :TX CH11 2462MHz 11g
 :Data Rate=6M

	Freq	Level	Over Limit	Read Level	Limit Line	CableAntenna Loss	Antenna Factor	Preamp Factor	Remark	Ant Pos	Table Pos
	MHz	dBuV/m	dB	dBuV	dBuV/m	dB	dB/m	dB		cm	deg
1 over	2458.580	112.19	38.19	80.11	74.00	1.94	30.14	0.00	Peak	---	---
2 @	2458.580	102.45	48.45	70.37	54.00	1.94	30.14	0.00	Average	---	---
3	2483.500	71.69	-2.31	39.61	74.00	1.96	30.12	0.00	Peak	---	---
4	2483.500	51.04	-2.96	18.96	54.00	1.96	30.12	0.00	Average	---	---

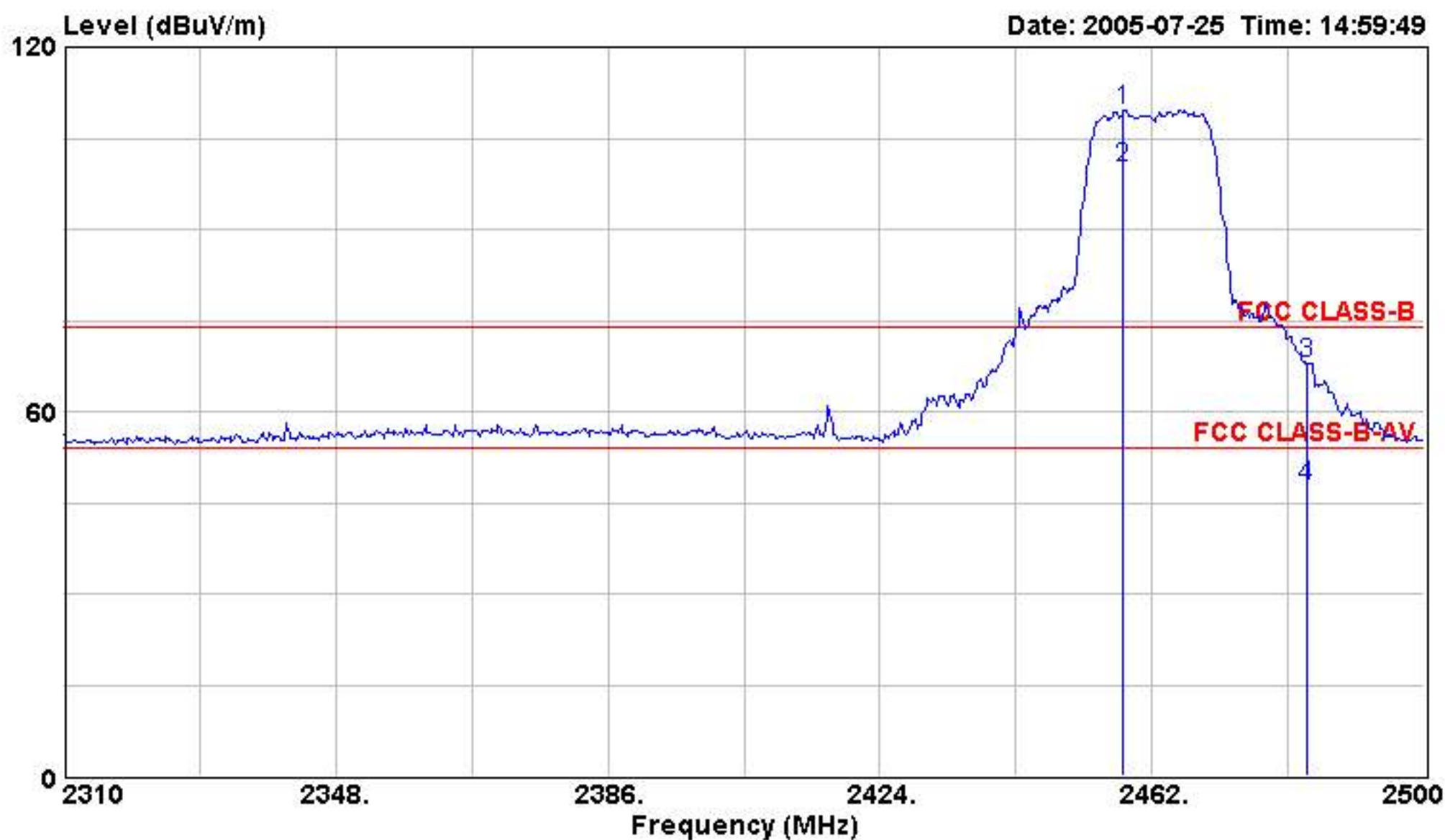


Data#: 21 File#: D:\E3 Data\2005客戶\亞旭.EMI



Site :03CH03-HY
 Condition:FCC CLASS-B 3m HORN-ANT-10092 2005 VERTICAL
 EUT :
 Power :
 Model :
 Memo :TX CH11 2462MHz 11g
 :Data Rate=6M

	Freq	Level	Over Limit	Read Level	Limit Line	CableAntenna Loss	Antenna Factor	Preamp Factor	Remark	Ant Pos	Table Pos
	MHz	dBuV/m	dB	dBuV	dBuV/m	dB	dB/m	dB		cm	deg
1 0	2463.330	101.42	47.42	69.34	54.00	1.94	30.14	0.00	Average	---	---
2	2483.500	48.44	-5.56	16.36	54.00	1.96	30.12	0.00	Average	---	---



Site :03CHO3-HY
 Condition:FCC CLASS-B 3m HORN-ANT-10092 2005 VERTICAL
 EUT :
 Power :
 Model :
 Memo :TX CH11 2462MHz 11g
 :Data Rate=9M

	Freq	Level	Over	Read	Limit	Cable	Preamp	Remark	Ant	Table
	MHz	dBuV/m	Limit	Level	Line	Loss	Factor		Pos	Pos
			dB	dBuV	dBuV/m	dB	dB		cm	deg
1 over	2458.010	109.74	35.74	77.66	74.00	1.94	0.00	Peak	---	---
2 over	2458.010	100.18	46.18	68.10	54.00	1.94	0.00	Average	---	---
3	2483.660	67.82	-6.18	35.74	74.00	1.96	0.00	Peak	---	---
4	2483.660	47.62	-6.38	15.54	54.00	1.96	0.00	Average	---	---