

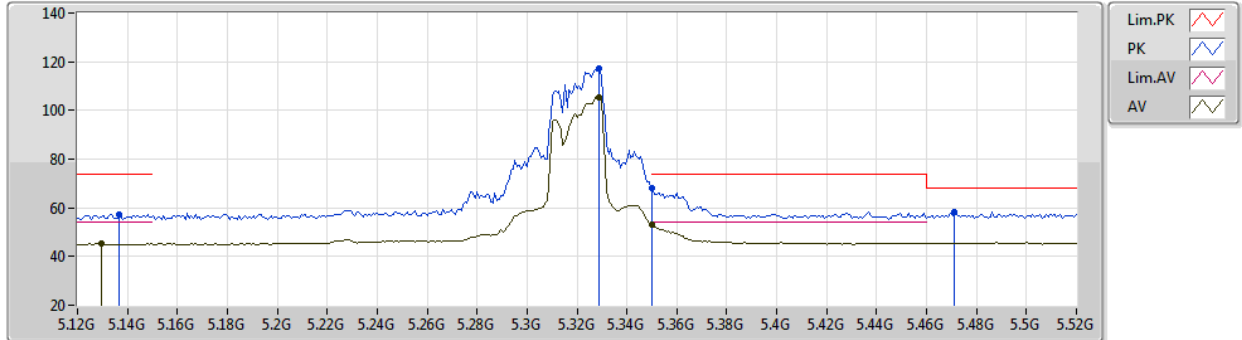


**Band Edge and Fundamental Emissions**

**Operating Mode** | 802.11ax 20MHz / Nss 1 MCS 0 / TXBF 1S2T / Ant. 1 + Ant. 2 / CH64 | **Polarization** | H

**802.11ax HEW20-BF\_Nss1,(MCS0)\_2TX  
5320MHz\_TX**

08/06/2020



EUT Y\_2TX  
Setting 81  
04-E-P-2-10

Type	Freq (Hz)	Level (dBuV/m)	Limit (dBuV/m)	Margin (dB)	Raw (dBuV)	Dist (m)	Condition	Azimuth (°)	Height (m)	Comment	AF (dB)	CL (dB)	PA (dB)
PK	5.1368G	57.50	74.00	-16.50	52.73	3	Horizontal	240	1.84	-	33.04	5.10	33.37
AV	5.1296G	45.20	54.00	-8.80	40.45	3	Horizontal	240	1.84	-	33.03	5.09	33.37
PK	5.3288G	117.05	Inf	-Inf	111.95	3	Horizontal	240	1.84	-	33.29	5.19	33.38
AV	5.3288G	105.33	Inf	-Inf	100.23	3	Horizontal	240	1.84	-	33.29	5.19	33.38
PK	5.35G	68.25	74.00	-5.75	63.08	3	Horizontal	240	1.84	-	33.35	5.21	33.39
AV	5.35G	53.09	54.00	-0.91	47.92	3	Horizontal	240	1.84	-	33.35	5.21	33.39
PK	5.4712G	58.18	68.20	-10.02	52.59	3	Horizontal	240	1.84	-	33.71	5.27	33.39

Note 1: Frequencies within 5250~5350 are the fundamental frequencies at 5320MHz

Note 2: Measurement receive antenna polarization: H (Horizontal), V (Vertical)

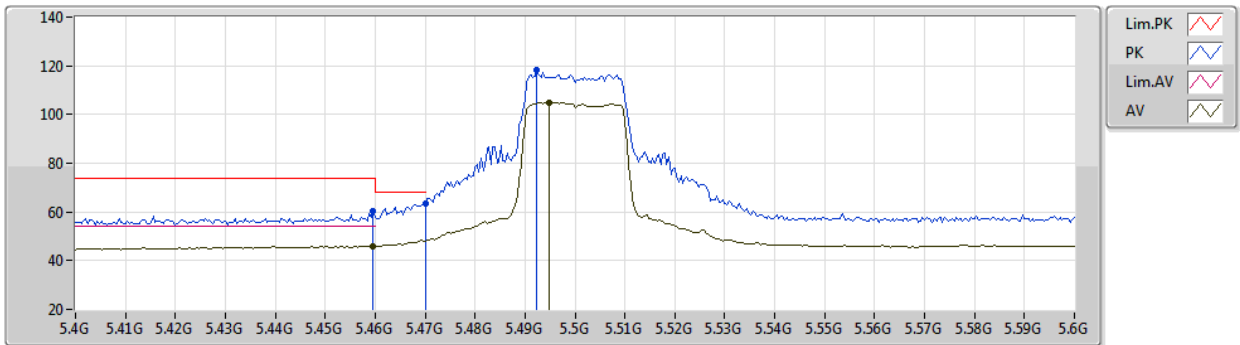


**Band Edge and Fundamental Emissions**

<b>Operating Mode</b>	802.11ax 20MHz / Nss 1 MCS 0 / 1S4T TXBF / Ant. 3 + Ant. 4 + Ant. 5 + Ant. 6 / CH100	<b>Polarization</b>	V
-----------------------	--	---------------------	---

**802.11ax HEW20-BF\_Nss1,(MCS0)\_4TX  
5500MHz\_TX**

08/06/2020



EUT\_Y\_4TX  
Setting 80  
04-K-P-2-10

Type	Freq (Hz)	Level (dBuV/m)	Limit (dBuV/m)	Margin (dB)	Raw (dBuV)	Dist (m)	Condition	Azimuth (°)	Height (m)	Comment	AF (dB)	CL (dB)	PA (dB)
PK	5.4596G	60.18	74.00	-13.82	54.62	3	Vertical	267	3.00	-	33.68	5.27	33.39
AV	5.4596G	45.97	54.00	-8.03	40.41	3	Vertical	267	3.00	-	33.68	5.27	33.39
PK	5.47G	63.49	68.20	-4.71	57.90	3	Vertical	267	3.00	-	33.71	5.27	33.39
PK	5.4924G	118.24	Inf	-Inf	112.56	3	Vertical	267	3.00	-	33.78	5.29	33.39
AV	5.4948G	104.92	Inf	-Inf	99.24	3	Vertical	267	3.00	-	33.78	5.29	33.39

Note 1: Frequencies within 5470~5725 are the fundamental frequencies at 5500MHz  
 Note 2: Measurement receive antenna polarization: H (Horizontal), V (Vertical)



**Band Edge and Fundamental Emissions**

**Operating Mode**

802.11ax 20MHz / Nss 1 MCS 0 / 1S4T TXBF / Ant. 3 + Ant. 4 + Ant. 5  
+ Ant. 6 / CH100

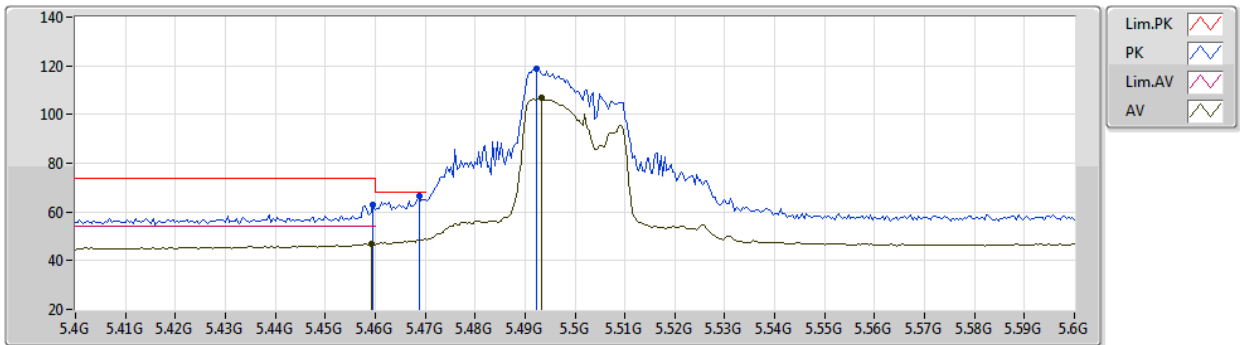
**Polarization**

H

**802.11ax HEW20-BF\_Nss1,(MCS0)\_4TX**

**5500MHz\_TX**

08/06/2020



EUT\_Y\_4TX  
Setting 80  
04-K-P-2-10

Type	Freq (Hz)	Level (dBuV/m)	Limit (dBuV/m)	Margin (dB)	Raw (dBuV)	Dist (m)	Condition	Azimuth (°)	Height (m)	Comment	AF (dB)	CL (dB)	PA (dB)
PK	5.4596G	62.72	74.00	-11.28	57.16	3	Horizontal	167	1.64	-	33.68	5.27	33.39
AV	5.4592G	46.91	54.00	-7.09	41.35	3	Horizontal	167	1.64	-	33.68	5.27	33.39
PK	5.4688G	66.80	68.20	-1.40	61.21	3	Horizontal	167	1.64	-	33.71	5.27	33.39
PK	5.4924G	118.98	Inf	-Inf	113.30	3	Horizontal	167	1.64	-	33.78	5.29	33.39
AV	5.4932G	106.76	Inf	-Inf	101.08	3	Horizontal	167	1.64	-	33.78	5.29	33.39

Note 1: Frequencies within 5470~5725 are the fundamental frequencies at 5500MHz

Note 2: Measurement receive antenna polarization: H (Horizontal), V (Vertical)

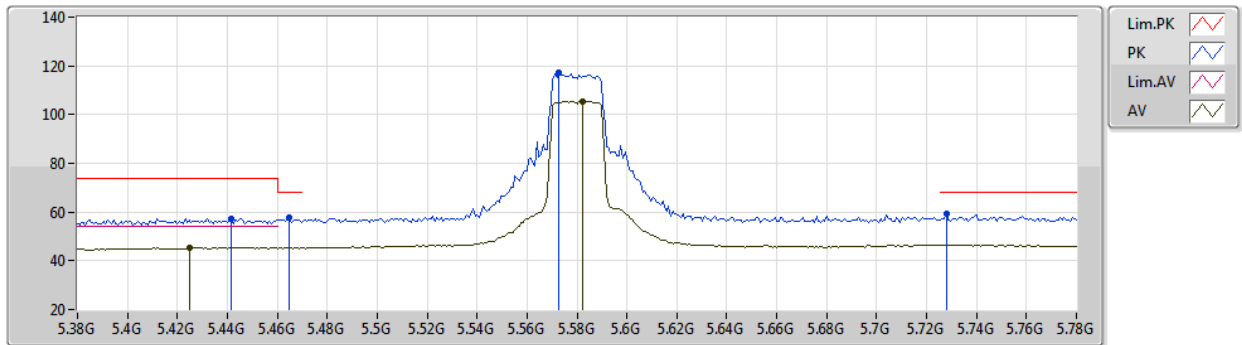


**Band Edge and Fundamental Emissions**

<b>Operating Mode</b>	802.11ax 20MHz / Nss 1 MCS 0 / 1S4T TXBF / Ant. 3 + Ant. 4 + Ant. 5 + Ant. 6 / CH116	<b>Polarization</b>	V
-----------------------	--	---------------------	---

**802.11ax HEW20-BF\_Nss1,(MCS0)\_4TX  
5580MHz\_TX**

08/06/2020



EUT\_Y\_4TX  
Setting 80  
04-K-P-2-10

Type	Freq (Hz)	Level (dBuV/m)	Limit (dBuV/m)	Margin (dB)	Raw (dBuV)	Dist (m)	Condition	Azimuth (°)	Height (m)	Comment	AF (dB)	CL (dB)	PA (dB)
PK	5.4416G	57.47	74.00	-16.53	51.99	3	Vertical	265	2.75	-	33.62	5.25	33.39
AV	5.4248G	45.38	54.00	-8.62	39.96	3	Vertical	265	2.75	-	33.57	5.24	33.39
PK	5.4648G	58.01	68.20	-10.19	52.44	3	Vertical	265	2.75	-	33.69	5.27	33.39
PK	5.5728G	117.13	Inf	-Inf	111.22	3	Vertical	265	2.75	-	33.95	5.34	33.38
AV	5.5824G	105.46	Inf	-Inf	99.52	3	Vertical	265	2.75	-	33.96	5.35	33.37
PK	5.728G	59.26	68.20	-8.94	52.99	3	Vertical	265	2.75	-	34.16	5.46	33.35

Note 1: Frequencies within 5470~5725 are the fundamental frequencies at 5580MHz  
 Note 2: Measurement receive antenna polarization: H (Horizontal), V (Vertical)

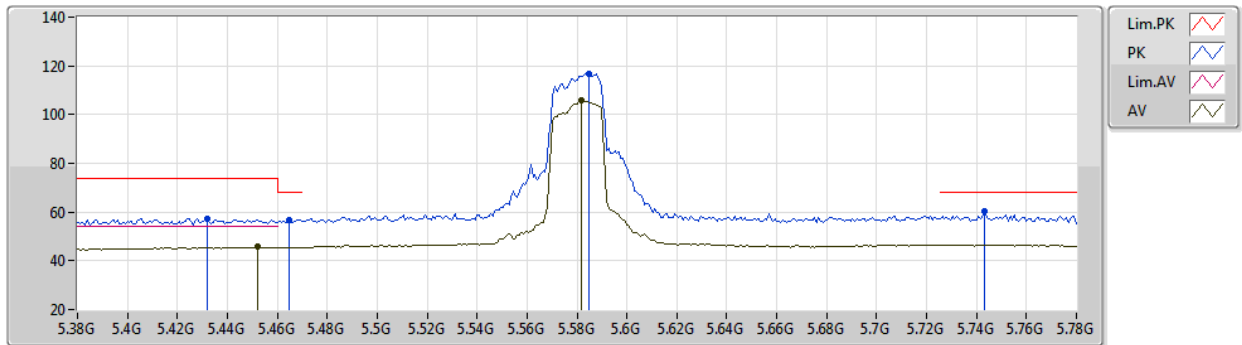


**Band Edge and Fundamental Emissions**

<b>Operating Mode</b>	802.11ax 20MHz / Nss 1 MCS 0 / 1S4T TXBF / Ant. 3 + Ant. 4 + Ant. 5 + Ant. 6 / CH116	<b>Polarization</b>	H
-----------------------	--	---------------------	---

**802.11ax HEW20-BF\_Nss1,(MCS0)\_4TX  
5580MHz\_TX**

08/06/2020



EUT\_Y\_4TX  
Setting 80  
04-K-P-2-10

Type	Freq (Hz)	Level (dBuV/m)	Limit (dBuV/m)	Margin (dB)	Raw (dBuV)	Dist (m)	Condition	Azimuth (°)	Height (m)	Comment	AF (dB)	CL (dB)	PA (dB)
PK	5.432G	57.35	74.00	-16.65	51.89	3	Horizontal	329	2.47	-	33.60	5.25	33.39
PK	5.4648G	56.84	68.20	-11.36	51.27	3	Horizontal	329	2.47	-	33.69	5.27	33.39
AV	5.452G	45.62	54.00	-8.38	40.09	3	Horizontal	329	2.47	-	33.66	5.26	33.39
PK	5.5848G	116.84	Inf	-Inf	110.89	3	Horizontal	329	2.47	-	33.97	5.35	33.37
AV	5.5816G	105.91	Inf	-Inf	99.97	3	Horizontal	329	2.47	-	33.96	5.35	33.37
PK	5.7432G	60.16	68.20	-8.04	53.85	3	Horizontal	329	2.47	-	34.19	5.47	33.35

Note 1: Frequencies within 5470~5725 are the fundamental frequencies at 5580MHz  
 Note 2: Measurement receive antenna polarization: H (Horizontal), V (Vertical)

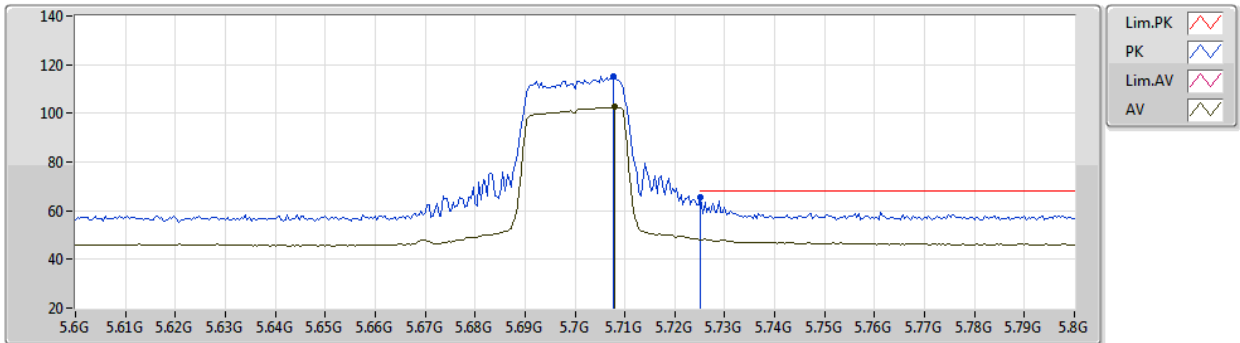


**Band Edge and Fundamental Emissions**

<b>Operating Mode</b>	802.11ax 20MHz / Nss 1 MCS 0 / 1S4T TXBF / Ant. 3 + Ant. 4 + Ant. 5 + Ant. 6 / CH140	<b>Polarization</b>	V
-----------------------	---	---------------------	---

**802.11ax HEW20-BF\_Nss1,(MCS0)\_4TX  
5700MHz\_TX**

08/06/2020



EUT Y\_4TX  
Setting 72  
04-K-P-2-10

Type	Freq (Hz)	Level (dBuV/m)	Limit (dBuV/m)	Margin (dB)	Raw (dBuV)	Dist (m)	Condition	Azimuth (°)	Height (m)	Comment	AF (dB)	CL (dB)	PA (dB)
PK	5.7076G	115.34	Inf	-Inf	109.13	3	Vertical	97	2.18	-	34.12	5.45	33.36
AV	5.708G	102.64	Inf	-Inf	96.43	3	Vertical	97	2.18	-	34.12	5.45	33.36
PK	5.7252G	65.27	68.20	-2.93	59.01	3	Vertical	97	2.18	-	34.15	5.46	33.35

Note 1: Frequencies within 5470~5725 are the fundamental frequencies at 5700MHz  
 Note 2: Measurement receive antenna polarization: H (Horizontal), V (Vertical)

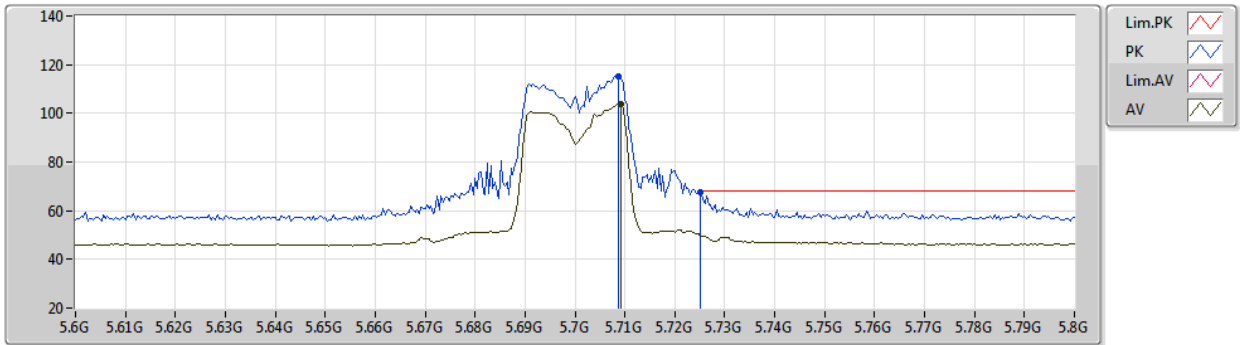


**Band Edge and Fundamental Emissions**

<b>Operating Mode</b>	802.11ax 20MHz / Nss 1 MCS 0 / 1S4T TXBF / Ant. 3 + Ant. 4 + Ant. 5 + Ant. 6 / CH140	<b>Polarization</b>	H
-----------------------	---	---------------------	---

**802.11ax HEW20-BF\_Nss1,(MCS0)\_4TX  
5700MHz\_TX**

08/06/2020



EUT Y\_4TX  
Setting 72  
04-K-P-2-10

Type	Freq (Hz)	Level (dBuV/m)	Limit (dBuV/m)	Margin (dB)	Raw (dBuV)	Dist (m)	Condition	Azimuth (°)	Height (m)	Comment	AF (dB)	CL (dB)	PA (dB)
PK	5.7088G	115.11	Inf	-Inf	108.90	3	Horizontal	235	1.81	-	34.12	5.45	33.36
AV	5.7092G	104.01	Inf	-Inf	97.80	3	Horizontal	235	1.81	-	34.12	5.45	33.36
PK	5.7252G	67.47	68.20	-0.73	61.21	3	Horizontal	235	1.81	-	34.15	5.46	33.35

Note 1: Frequencies within 5470~5725 are the fundamental frequencies at 5700MHz  
 Note 2: Measurement receive antenna polarization: H (Horizontal), V (Vertical)

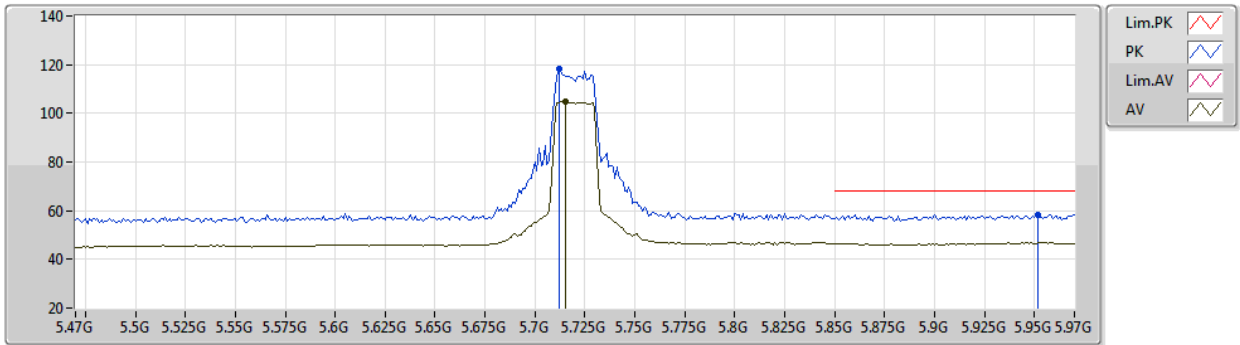


**Band Edge and Fundamental Emissions**

<b>Operating Mode</b>	802.11ax 20MHz / Nss 1 MCS 0 / 1S4T TXBF / Ant. 3 + Ant. 4 + Ant. 5 + Ant. 6 / CH144	<b>Polarization</b>	V
-----------------------	---	---------------------	---

**802.11ax HEW20-BF\_Nss1,(MCS0)\_4TX  
5720MHz Straddle 5.47-5.725GHz\_TX**

08/06/2020



EUT Y\_4TX  
Setting 80  
04-K-P-2-10

Type	Freq (Hz)	Level (dBuV/m)	Limit (dBuV/m)	Margin (dB)	Raw (dBuV)	Dist (m)	Condition	Azimuth (°)	Height (m)	Comment	AF (dB)	CL (dB)	PA (dB)
PK	5.712G	118.03	Inf	-Inf	111.82	3	Vertical	124	1.48	-	34.12	5.45	33.36
AV	5.715G	104.80	Inf	-Inf	98.58	3	Vertical	124	1.48	-	34.13	5.45	33.36
PK	5.952G	58.50	68.20	-9.70	51.07	3	Vertical	124	1.48	-	35.11	5.63	33.31

Note 1: Frequencies within 5470~5725 are the fundamental frequencies at 5720MHz  
 Note 2: Measurement receive antenna polarization: H (Horizontal), V (Vertical)



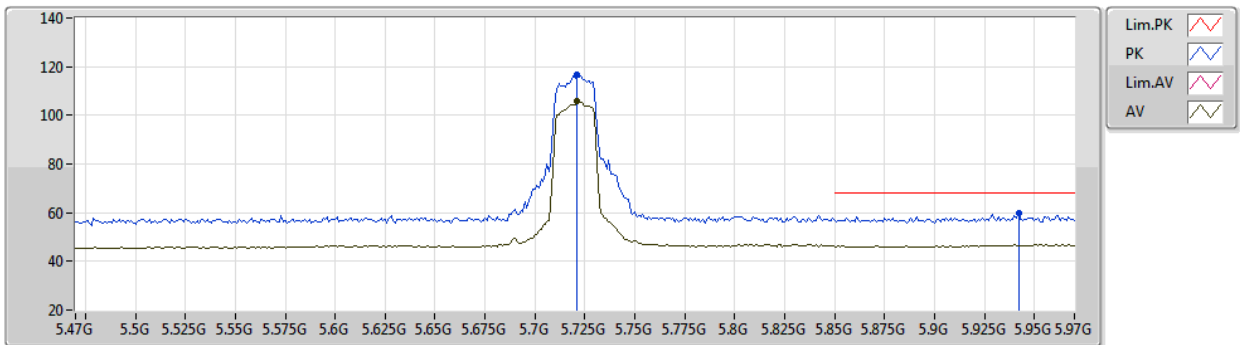


**Band Edge and Fundamental Emissions**

<b>Operating Mode</b>	802.11ax 20MHz / Nss 1 MCS 0 / 1S4T TXBF / Ant. 3 + Ant. 4 + Ant. 5 + Ant. 6 / CH144	<b>Polarization</b>	H
-----------------------	--	---------------------	---

**802.11ax HEW20-BF\_Nss1,(MCS0)\_4TX  
5720MHz Straddle 5.47-5.725GHz\_TX**

08/06/2020



EUT Y\_4TX  
Setting 80  
04-K-P-2-10

Type	Freq (Hz)	Level (dBuV/m)	Limit (dBuV/m)	Margin (dB)	Raw (dBuV)	Dist (m)	Condition	Azimuth (°)	Height (m)	Comment	AF (dB)	CL (dB)	PA (dB)
PK	5.721G	116.87	Inf	-Inf	110.64	3	Horizontal	336	1.80	-	34.14	5.45	33.36
AV	5.721G	105.61	Inf	-Inf	99.38	3	Horizontal	336	1.80	-	34.14	5.45	33.36
PK	5.942G	59.66	68.20	-8.54	52.29	3	Horizontal	336	1.80	-	35.07	5.62	33.32

Note 1: Frequencies within 5470~5725 are the fundamental frequencies at 5720MHz  
 Note 2: Measurement receive antenna polarization: H (Horizontal), V (Vertical)

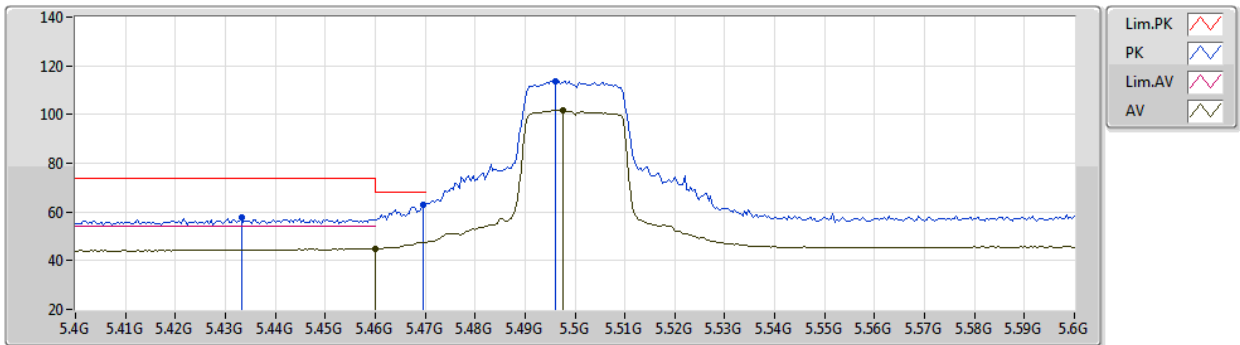


**Band Edge and Fundamental Emissions**

<b>Operating Mode</b>	802.11ax 20MHz / Nss 2 MCS 0 / 2S4T TXBF / Ant. 3 + Ant. 4 + Ant. 5 + Ant. 6 / CH100	<b>Polarization</b>	V
-----------------------	--	---------------------	---

**802.11ax HEW20-BF\_Nss2,(MCS0)\_4TX  
5500MHz\_TX**

08/06/2020



EUT\_Y\_4TX  
Setting 80  
04-E-P-2-10

Type	Freq (Hz)	Level (dBuV/m)	Limit (dBuV/m)	Margin (dB)	Raw (dBuV)	Dist (m)	Condition	Azimuth (°)	Height (m)	Comment	AF (dB)	CL (dB)	PA (dB)
PK	5.4332G	57.57	74.00	-16.43	52.11	3	Vertical	254	2.87	-	33.60	5.25	33.39
PK	5.4696G	62.94	68.20	-5.26	57.35	3	Vertical	254	2.87	-	33.71	5.27	33.39
AV	5.46G	45.00	54.00	-9.00	39.44	3	Vertical	254	2.87	-	33.68	5.27	33.39
PK	5.496G	113.86	Inf	-Inf	108.17	3	Vertical	254	2.87	-	33.79	5.29	33.39
AV	5.4976G	101.72	Inf	-Inf	96.03	3	Vertical	254	2.87	-	33.79	5.29	33.39

Note 1: Frequencies within 5470~5725 are the fundamental frequencies at 5500MHz  
 Note 2: Measurement receive antenna polarization: H (Horizontal), V (Vertical)

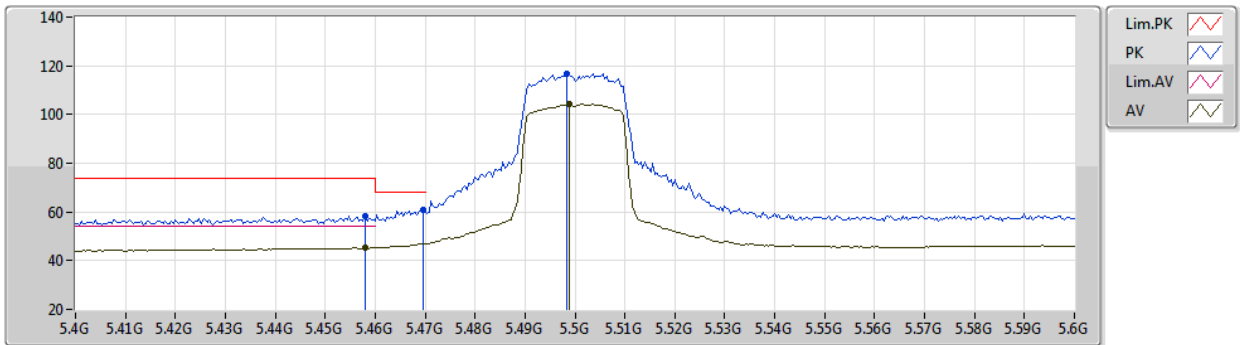


**Band Edge and Fundamental Emissions**

<b>Operating Mode</b>	802.11ax 20MHz / Nss 2 MCS 0 / 2S4T TXBF / Ant. 3 + Ant. 4 + Ant. 5 + Ant. 6 / CH100	<b>Polarization</b>	H
-----------------------	--	---------------------	---

**802.11ax HEW20-BF\_Nss2,(MCS0)\_4TX  
5500MHz\_TX**

08/06/2020



EUT\_Y\_4TX  
Setting 80  
04-E-P-2-10

Type	Freq (Hz)	Level (dBuV/m)	Limit (dBuV/m)	Margin (dB)	Raw (dBuV)	Dist (m)	Condition	Azimuth (°)	Height (m)	Comment	AF (dB)	CL (dB)	PA (dB)
PK	5.458G	58.42	74.00	-15.58	52.88	3	Horizontal	119	2.55	-	33.67	5.26	33.39
AV	5.458G	45.27	54.00	-8.73	39.73	3	Horizontal	119	2.55	-	33.67	5.26	33.39
PK	5.4696G	60.81	68.20	-7.39	55.22	3	Horizontal	119	2.55	-	33.71	5.27	33.39
PK	5.4984G	116.94	Inf	-Inf	111.24	3	Horizontal	119	2.55	-	33.80	5.29	33.39
AV	5.4988G	104.18	Inf	-Inf	98.48	3	Horizontal	119	2.55	-	33.80	5.29	33.39

Note 1: Frequencies within 5470~5725 are the fundamental frequencies at 5500MHz  
 Note 2: Measurement receive antenna polarization: H (Horizontal), V (Vertical)

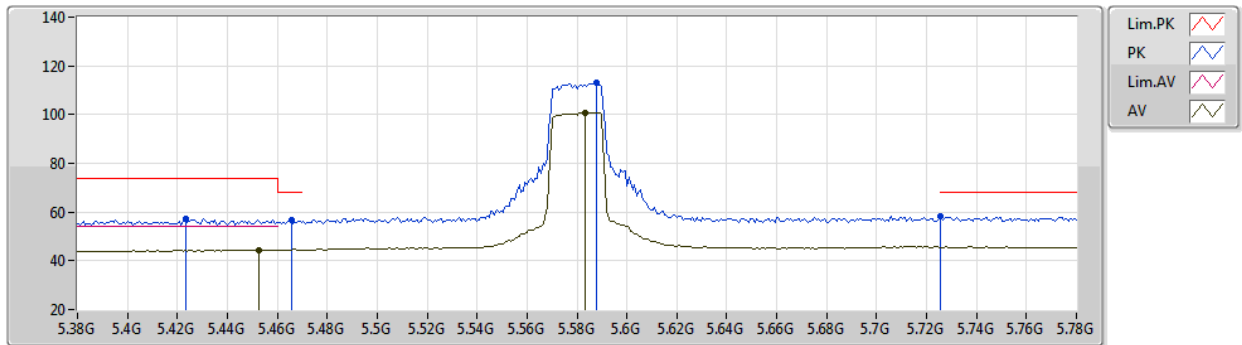


**Band Edge and Fundamental Emissions**

<b>Operating Mode</b>	802.11ax 20MHz / Nss 2 MCS 0 / 2S4T TXBF / Ant. 3 + Ant. 4 + Ant. 5 + Ant. 6 / CH116	<b>Polarization</b>	V
-----------------------	--	---------------------	---

**802.11ax HEW20-BF\_Nss2,(MCS0)\_4TX  
5580MHz\_TX**

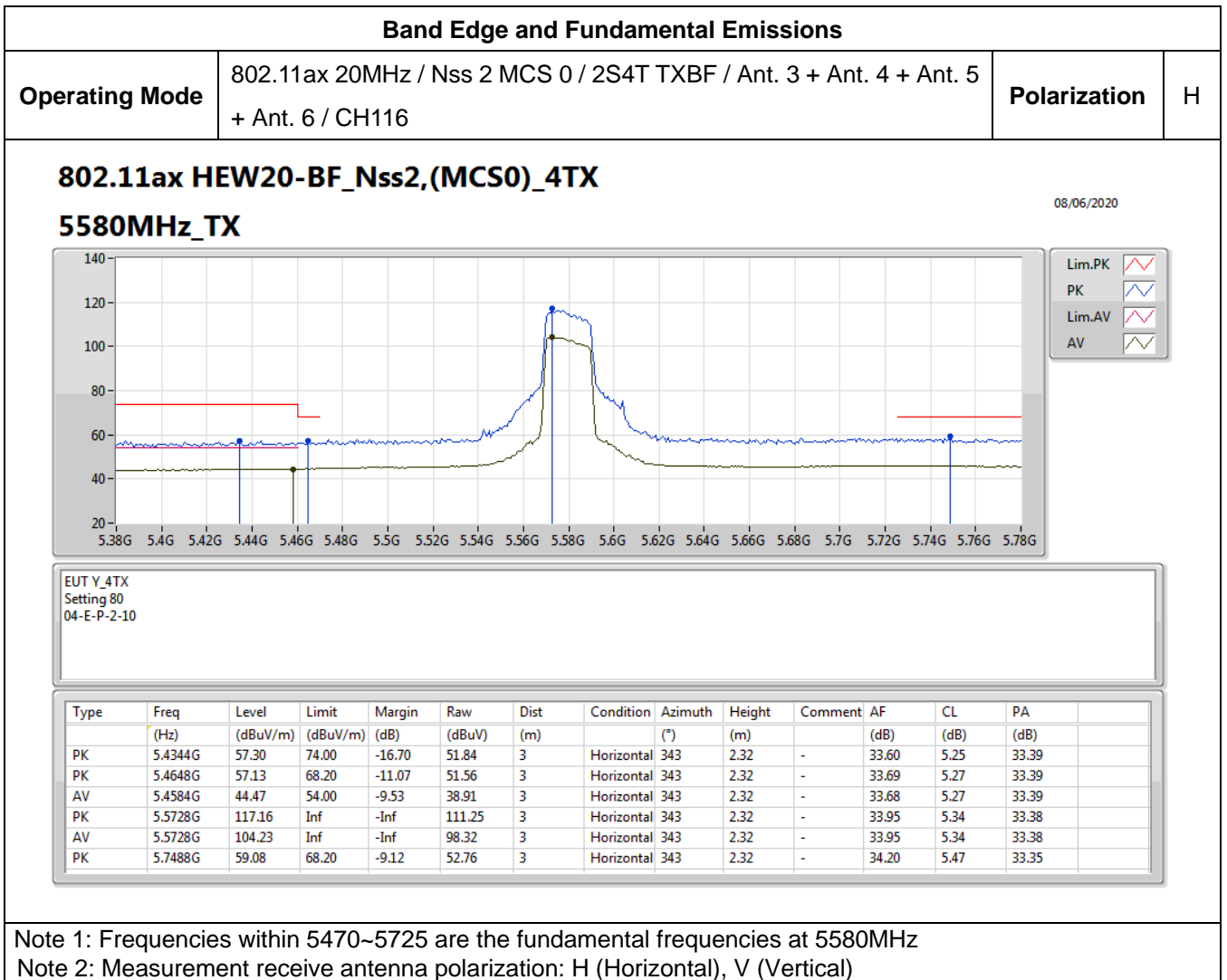
08/06/2020



EUT\_Y\_4TX  
Setting 80  
04-E-P-2-10

Type	Freq (Hz)	Level (dBuV/m)	Limit (dBuV/m)	Margin (dB)	Raw (dBuV)	Dist (m)	Condition	Azimuth (°)	Height (m)	Comment	AF (dB)	CL (dB)	PA (dB)
PK	5.4232G	57.16	74.00	-16.84	51.74	3	Vertical	260	1.63	-	33.57	5.24	33.39
PK	5.4656G	56.63	68.20	-11.57	51.05	3	Vertical	260	1.63	-	33.70	5.27	33.39
AV	5.4528G	44.35	54.00	-9.65	38.82	3	Vertical	260	1.63	-	33.66	5.26	33.39
PK	5.588G	112.99	Inf	-Inf	107.03	3	Vertical	260	1.63	-	33.98	5.35	33.37
AV	5.5832G	100.90	Inf	-Inf	94.95	3	Vertical	260	1.63	-	33.97	5.35	33.37
PK	5.7256G	58.03	68.20	-10.17	51.77	3	Vertical	260	1.63	-	34.15	5.46	33.35

Note 1: Frequencies within 5470~5725 are the fundamental frequencies at 5580MHz  
 Note 2: Measurement receive antenna polarization: H (Horizontal), V (Vertical)



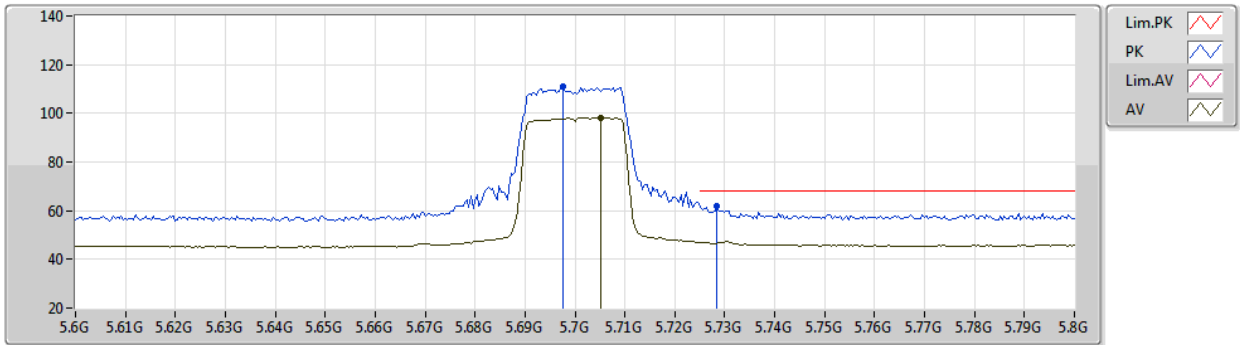


**Band Edge and Fundamental Emissions**

<b>Operating Mode</b>	802.11ax 20MHz / Nss 2 MCS 0 / 2S4T TXBF / Ant. 3 + Ant. 4 + Ant. 5 + Ant. 6 / CH140	<b>Polarization</b>	V
-----------------------	---	---------------------	---

**802.11ax HEW20-BF\_Nss2,(MCS0)\_4TX  
5700MHz\_TX**

08/06/2020



EUT Y\_4TX  
Setting 74  
04-E-P-2-10

Type	Freq (Hz)	Level (dBuV/m)	Limit (dBuV/m)	Margin (dB)	Raw (dBuV)	Dist (m)	Condition	Azimuth (°)	Height (m)	Comment	AF (dB)	CL (dB)	PA (dB)
PK	5.6976G	110.91	Inf	-Inf	104.73	3	Vertical	119	1.80	-	34.10	5.44	33.36
AV	5.7052G	98.34	Inf	-Inf	92.15	3	Vertical	119	1.80	-	34.11	5.44	33.36
PK	5.7284G	61.91	68.20	-6.29	55.64	3	Vertical	119	1.80	-	34.16	5.46	33.35

Note 1: Frequencies within 5470~5725 are the fundamental frequencies at 5700MHz  
 Note 2: Measurement receive antenna polarization: H (Horizontal), V (Vertical)

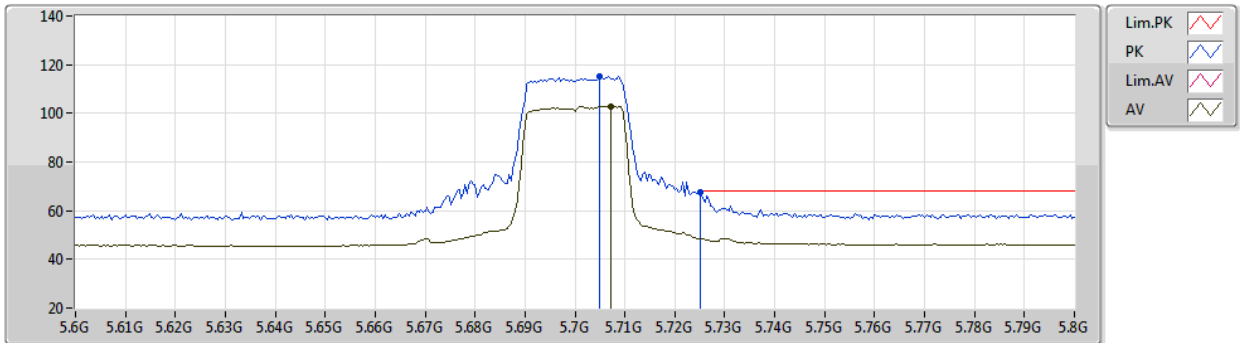


**Band Edge and Fundamental Emissions**

<b>Operating Mode</b>	802.11ax 20MHz / Nss 2 MCS 0 / 2S4T TXBF / Ant. 3 + Ant. 4 + Ant. 5 + Ant. 6 / CH140	<b>Polarization</b>	H
-----------------------	---	---------------------	---

**802.11ax HEW20-BF\_Nss2,(MCS0)\_4TX  
5700MHz\_TX**

08/06/2020



EUT Y\_4TX  
Setting 74  
04-E-P-2-10

Type	Freq (Hz)	Level (dBuV/m)	Limit (dBuV/m)	Margin (dB)	Raw (dBuV)	Dist (m)	Condition	Azimuth (°)	Height (m)	Comment	AF (dB)	CL (dB)	PA (dB)
PK	5.7048G	115.40	Inf	-Inf	109.21	3	Horizontal	160	1.80	-	34.11	5.44	33.36
AV	5.7072G	102.97	Inf	-Inf	96.77	3	Horizontal	160	1.80	-	34.11	5.45	33.36
PK	5.7252G	67.33	68.20	-0.87	61.07	3	Horizontal	160	1.80	-	34.15	5.46	33.35

Note 1: Frequencies within 5470~5725 are the fundamental frequencies at 5700MHz  
 Note 2: Measurement receive antenna polarization: H (Horizontal), V (Vertical)

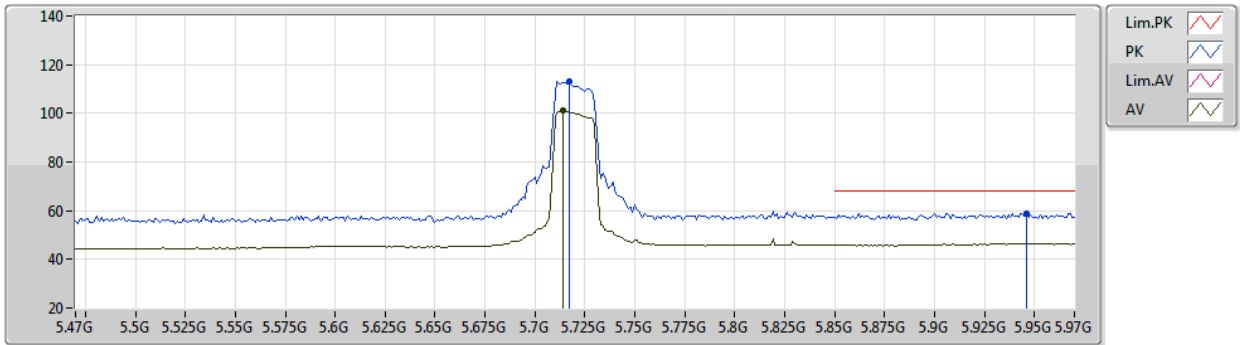


**Band Edge and Fundamental Emissions**

<b>Operating Mode</b>	802.11ax 20MHz / Nss 2 MCS 0 / 2S4T TXBF / Ant. 3 + Ant. 4 + Ant. 5 + Ant. 6 / CH144	<b>Polarization</b>	V
-----------------------	--	---------------------	---

**802.11ax HEW20-BF\_Nss2,(MCS0)\_4TX  
5720MHz Straddle 5.47-5.725GHz\_TX**

08/06/2020



EUT Y\_4TX  
Setting 80  
04-E-P-2-10

Type	Freq (Hz)	Level (dBuV/m)	Limit (dBuV/m)	Margin (dB)	Raw (dBuV)	Dist (m)	Condition	Azimuth (°)	Height (m)	Comment	AF (dB)	CL (dB)	PA (dB)
PK	5.717G	113.04	Inf	-Inf	106.82	3	Vertical	119	1.80	-	34.13	5.45	33.36
AV	5.714G	101.00	Inf	-Inf	94.78	3	Vertical	119	1.80	-	34.13	5.45	33.36
PK	5.946G	58.98	68.20	-9.22	51.60	3	Vertical	119	1.80	-	35.08	5.62	33.32

Note 1: Frequencies within 5470~5725 are the fundamental frequencies at 5720MHz  
 Note 2: Measurement receive antenna polarization: H (Horizontal), V (Vertical)



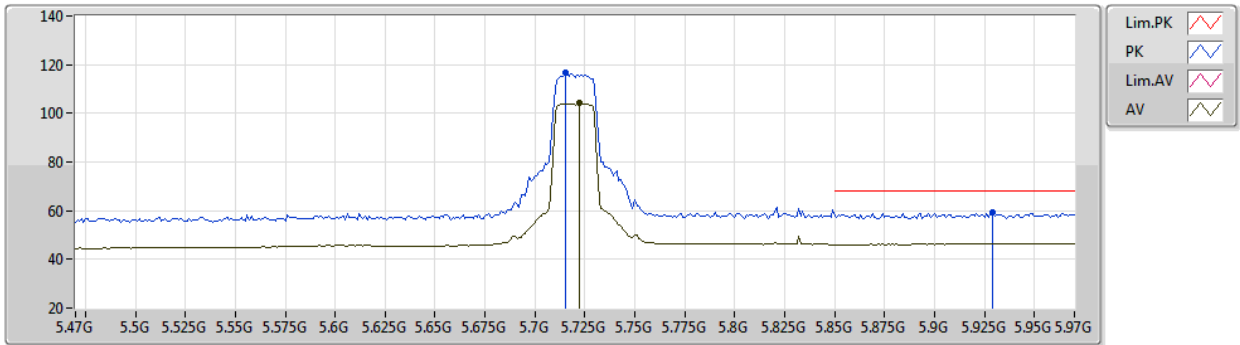


**Band Edge and Fundamental Emissions**

<b>Operating Mode</b>	802.11ax 20MHz / Nss 2 MCS 0 / 2S4T TXBF / Ant. 3 + Ant. 4 + Ant. 5 + Ant. 6 / CH144	<b>Polarization</b>	H
-----------------------	--	---------------------	---

**802.11ax HEW20-BF\_Nss2,(MCS0)\_4TX  
5720MHz Straddle 5.47-5.725GHz\_TX**

08/06/2020



EUT Y\_4TX  
Setting 80  
04-E-P-2-10

Type	Freq (Hz)	Level (dBuV/m)	Limit (dBuV/m)	Margin (dB)	Raw (dBuV)	Dist (m)	Condition	Azimuth (°)	Height (m)	Comment	AF (dB)	CL (dB)	PA (dB)
PK	5.715G	116.94	Inf	-Inf	110.72	3	Horizontal	157	1.80	-	34.13	5.45	33.36
AV	5.722G	104.07	Inf	-Inf	97.83	3	Horizontal	157	1.80	-	34.14	5.46	33.36
PK	5.929G	59.08	68.20	-9.12	51.77	3	Horizontal	157	1.80	-	35.02	5.61	33.32

Note 1: Frequencies within 5470~5725 are the fundamental frequencies at 5720MHz  
 Note 2: Measurement receive antenna polarization: H (Horizontal), V (Vertical)

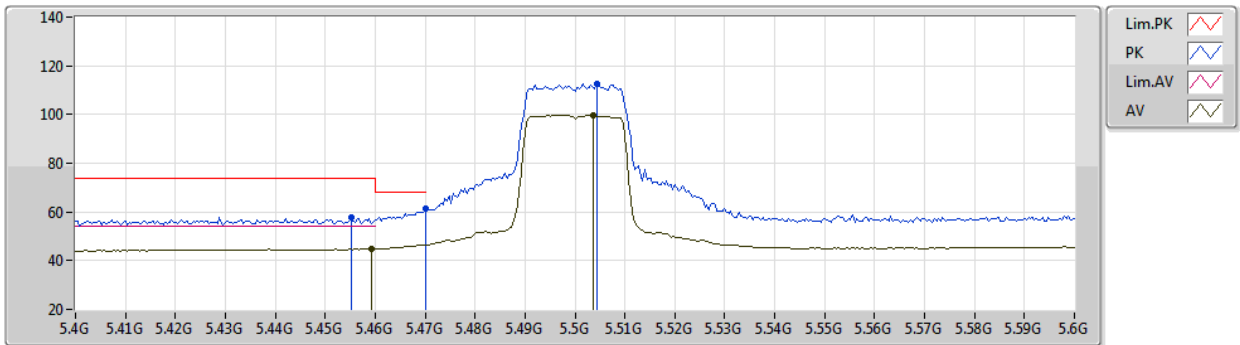


**Band Edge and Fundamental Emissions**

<b>Operating Mode</b>	802.11ax 20MHz / Nss 3 MCS 0 / 3S4T TXBF / Ant. 3 + Ant. 4 + Ant. 5 + Ant. 6 / CH100	<b>Polarization</b>	V
-----------------------	---	---------------------	---

**802.11ax HEW20-BF\_Nss3,(MCS0)\_4TX  
5500MHz\_TX**

08/06/2020



EUT\_Y\_4TX  
Setting 80  
04-E-P-2-10

Type	Freq (Hz)	Level (dBuV/m)	Limit (dBuV/m)	Margin (dB)	Raw (dBuV)	Dist (m)	Condition	Azimuth (°)	Height (m)	Comment	AF (dB)	CL (dB)	PA (dB)
PK	5.4552G	57.86	74.00	-16.14	52.32	3	Vertical	356	1.62	-	33.67	5.26	33.39
AV	5.4592G	44.87	54.00	-9.13	39.31	3	Vertical	356	1.62	-	33.68	5.27	33.39
PK	5.47G	61.55	68.20	-6.65	55.96	3	Vertical	356	1.62	-	33.71	5.27	33.39
PK	5.5044G	112.70	Inf	-Inf	106.99	3	Vertical	356	1.62	-	33.81	5.29	33.39
AV	5.5036G	99.73	Inf	-Inf	94.02	3	Vertical	356	1.62	-	33.81	5.29	33.39

Note 1: Frequencies within 5470~5725 are the fundamental frequencies at 5500MHz  
 Note 2: Measurement receive antenna polarization: H (Horizontal), V (Vertical)

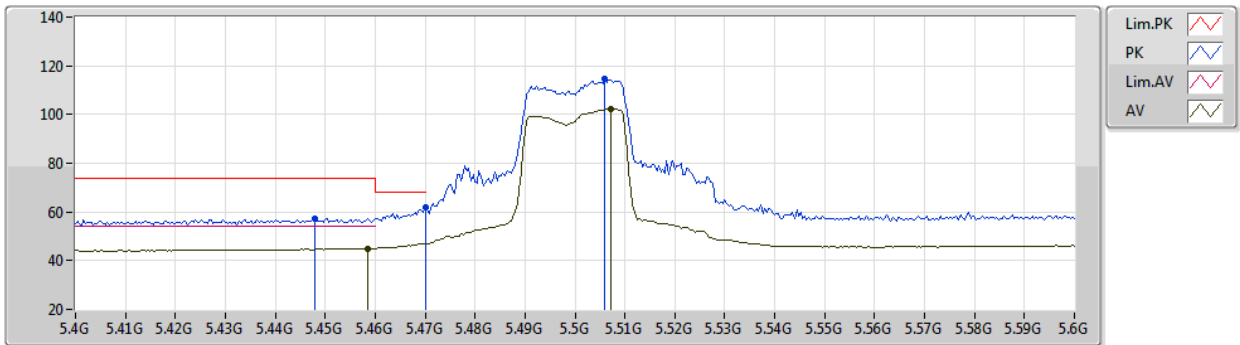


**Band Edge and Fundamental Emissions**

<b>Operating Mode</b>	802.11ax 20MHz / Nss 3 MCS 0 / 3S4T TXBF / Ant. 3 + Ant. 4 + Ant. 5 + Ant. 6 / CH100	<b>Polarization</b>	H
-----------------------	---	---------------------	---

**802.11ax HEW20-BF\_Nss3,(MCS0)\_4TX  
5500MHz\_TX**

08/06/2020



EUT\_Y\_4TX  
Setting 80  
04-E-P-2-10

Type	Freq (Hz)	Level (dBuV/m)	Limit (dBuV/m)	Margin (dB)	Raw (dBuV)	Dist (m)	Condition	Azimuth (°)	Height (m)	Comment	AF (dB)	CL (dB)	PA (dB)
PK	5.448G	57.31	74.00	-16.69	51.80	3	Horizontal	155	1.36	-	33.64	5.26	33.39
AV	5.4584G	45.04	54.00	-8.96	39.48	3	Horizontal	155	1.36	-	33.68	5.27	33.39
PK	5.47G	61.76	68.20	-6.44	56.17	3	Horizontal	155	1.36	-	33.71	5.27	33.39
PK	5.506G	114.59	Inf	-Inf	108.88	3	Horizontal	155	1.36	-	33.81	5.29	33.39
AV	5.5072G	102.38	Inf	-Inf	96.66	3	Horizontal	155	1.36	-	33.81	5.30	33.39

Note 1: Frequencies within 5470~5725 are the fundamental frequencies at 5500MHz  
 Note 2: Measurement receive antenna polarization: H (Horizontal), V (Vertical)

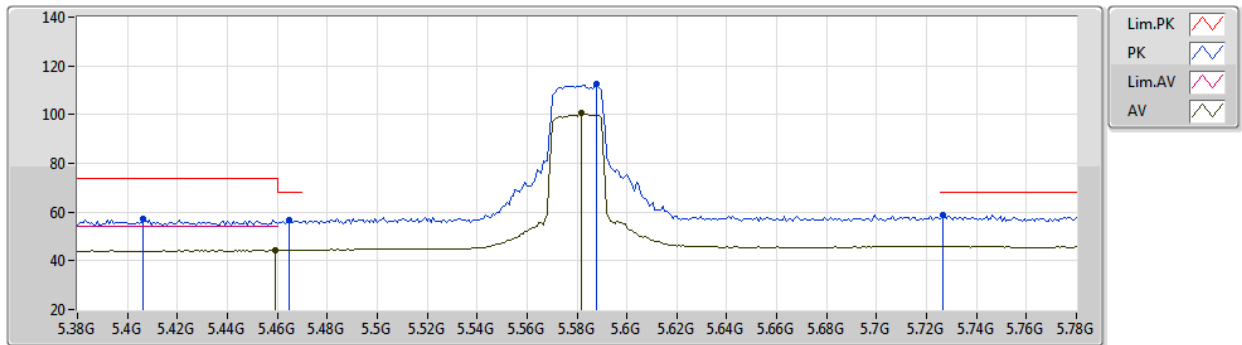


**Band Edge and Fundamental Emissions**

<b>Operating Mode</b>	802.11ax 20MHz / Nss 3 MCS 0 / 3S4T TXBF / Ant. 3 + Ant. 4 + Ant. 5 + Ant. 6 / CH116	<b>Polarization</b>	V
-----------------------	--	---------------------	---

**802.11ax HEW20-BF\_Nss3,(MCS0)\_4TX  
5580MHz\_TX**

08/06/2020



EUT\_Y\_4TX  
Setting 80  
04-E-P-2-10

Type	Freq (Hz)	Level (dBuV/m)	Limit (dBuV/m)	Margin (dB)	Raw (dBuV)	Dist (m)	Condition	Azimuth (°)	Height (m)	Comment	AF (dB)	CL (dB)	PA (dB)
PK	5.4064G	56.99	74.00	-17.01	51.63	3	Vertical	112	2.56	-	33.52	5.23	33.39
PK	5.4648G	56.56	68.20	-11.64	50.99	3	Vertical	112	2.56	-	33.69	5.27	33.39
AV	5.4592G	44.28	54.00	-9.72	38.72	3	Vertical	112	2.56	-	33.68	5.27	33.39
PK	5.588G	112.39	Inf	-Inf	106.43	3	Vertical	112	2.56	-	33.98	5.35	33.37
AV	5.5816G	100.56	Inf	-Inf	94.62	3	Vertical	112	2.56	-	33.96	5.35	33.37
PK	5.7264G	58.81	68.20	-9.39	52.55	3	Vertical	112	2.56	-	34.15	5.46	33.35

Note 1: Frequencies within 5470~5725 are the fundamental frequencies at 5580MHz  
 Note 2: Measurement receive antenna polarization: H (Horizontal), V (Vertical)

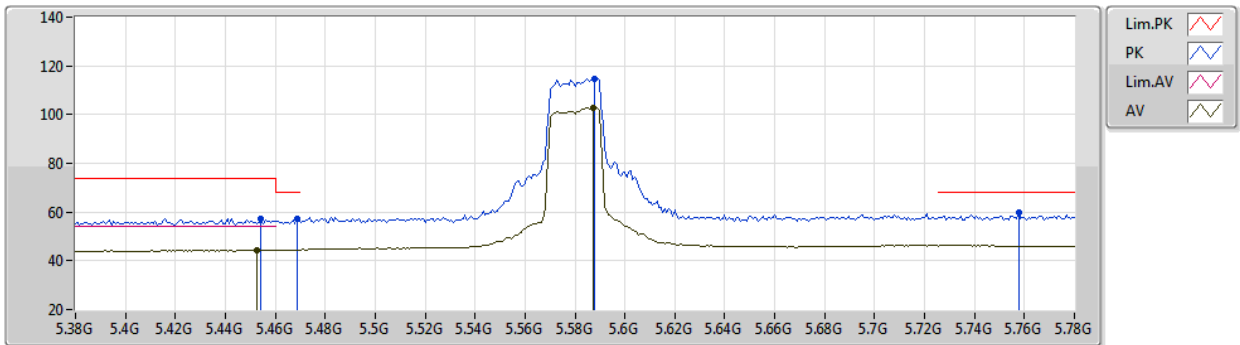


**Band Edge and Fundamental Emissions**

<b>Operating Mode</b>	802.11ax 20MHz / Nss 3 MCS 0 / 3S4T TXBF / Ant. 3 + Ant. 4 + Ant. 5 + Ant. 6 / CH116	<b>Polarization</b>	H
-----------------------	--	---------------------	---

**802.11ax HEW20-BF\_Nss3,(MCS0)\_4TX  
5580MHz\_TX**

08/06/2020



EUT\_Y\_4TX  
Setting 80  
04-E-P-2-10

Type	Freq (Hz)	Level (dBuV/m)	Limit (dBuV/m)	Margin (dB)	Raw (dBuV)	Dist (m)	Condition	Azimuth (°)	Height (m)	Comment	AF (dB)	CL (dB)	PA (dB)
PK	5.4544G	57.45	74.00	-16.55	51.92	3	Horizontal	168	1.61	-	33.66	5.26	33.39
AV	5.4528G	44.35	54.00	-9.65	38.82	3	Horizontal	168	1.61	-	33.66	5.26	33.39
PK	5.4688G	56.99	68.20	-11.21	51.40	3	Horizontal	168	1.61	-	33.71	5.27	33.39
PK	5.588G	114.88	Inf	-Inf	108.92	3	Horizontal	168	1.61	-	33.98	5.35	33.37
AV	5.5872G	102.94	Inf	-Inf	96.99	3	Horizontal	168	1.61	-	33.97	5.35	33.37
PK	5.7576G	59.82	68.20	-8.38	53.47	3	Horizontal	168	1.61	-	34.22	5.48	33.35

Note 1: Frequencies within 5470~5725 are the fundamental frequencies at 5580MHz  
 Note 2: Measurement receive antenna polarization: H (Horizontal), V (Vertical)

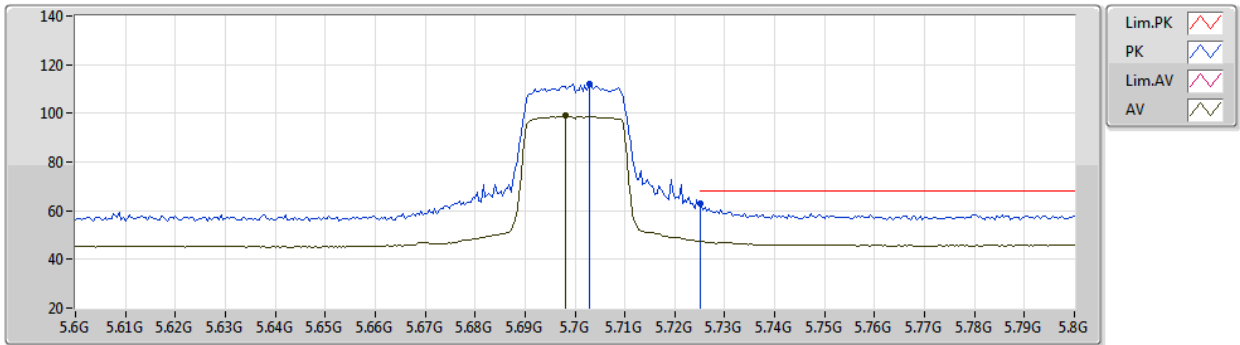


**Band Edge and Fundamental Emissions**

<b>Operating Mode</b>	802.11ax 20MHz / Nss 3 MCS 0 / 3S4T TXBF / Ant. 3 + Ant. 4 + Ant. 5 + Ant. 6 / CH140	<b>Polarization</b>	V
-----------------------	---	---------------------	---

**802.11ax HEW20-BF\_Nss3,(MCS0)\_4TX  
5700MHz\_TX**

08/06/2020



EUT Y\_4TX  
Setting 76  
04-E-P-2-10

Type	Freq (Hz)	Level (dBuV/m)	Limit (dBuV/m)	Margin (dB)	Raw (dBuV)	Dist (m)	Condition	Azimuth (°)	Height (m)	Comment	AF (dB)	CL (dB)	PA (dB)
PK	5.7028G	112.11	Inf	-Inf	105.92	3	Vertical	126	1.84	-	34.11	5.44	33.36
AV	5.698G	98.88	Inf	-Inf	92.70	3	Vertical	126	1.84	-	34.10	5.44	33.36
PK	5.7252G	62.76	68.20	-5.44	56.50	3	Vertical	126	1.84	-	34.15	5.46	33.35

Note 1: Frequencies within 5470~5725 are the fundamental frequencies at 5700MHz  
 Note 2: Measurement receive antenna polarization: H (Horizontal), V (Vertical)

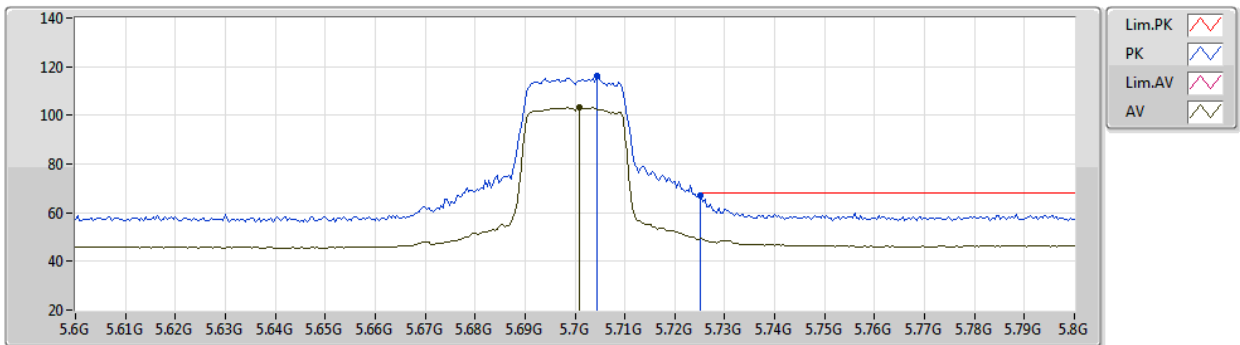


**Band Edge and Fundamental Emissions**

<b>Operating Mode</b>	802.11ax 20MHz / Nss 3 MCS 0 / 3S4T TXBF / Ant. 3 + Ant. 4 + Ant. 5 + Ant. 6 / CH140	<b>Polarization</b>	H
-----------------------	---	---------------------	---

**802.11ax HEW20-BF\_Nss3,(MCS0)\_4TX  
5700MHz\_TX**

08/06/2020



EUT Y\_4TX  
Setting 76  
04-E-P-2-10

Type	Freq (Hz)	Level (dBuV/m)	Limit (dBuV/m)	Margin (dB)	Raw (dBuV)	Dist (m)	Condition	Azimuth (°)	Height (m)	Comment	AF (dB)	CL (dB)	PA (dB)
PK	5.7044G	116.11	Inf	-Inf	109.92	3	Horizontal	150	1.55	-	34.11	5.44	33.36
AV	5.7008G	103.18	Inf	-Inf	97.00	3	Horizontal	150	1.55	-	34.10	5.44	33.36
PK	5.7252G	67.23	68.20	-0.97	60.97	3	Horizontal	150	1.55	-	34.15	5.46	33.35

Note 1: Frequencies within 5470~5725 are the fundamental frequencies at 5700MHz  
 Note 2: Measurement receive antenna polarization: H (Horizontal), V (Vertical)

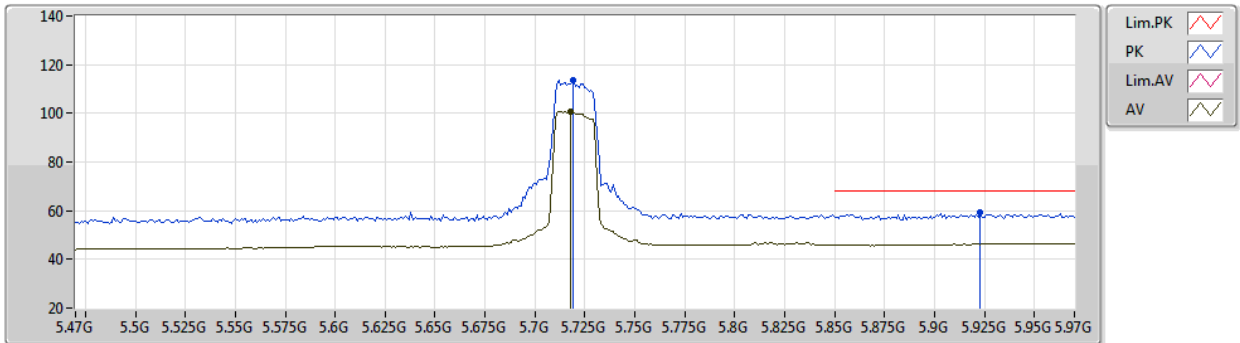


**Band Edge and Fundamental Emissions**

<b>Operating Mode</b>	802.11ax 20MHz / Nss 3 MCS 0 / 3S4T TXBF / Ant. 3 + Ant. 4 + Ant. 5 + Ant. 6 / CH144	<b>Polarization</b>	V
-----------------------	---	---------------------	---

**802.11ax HEW20-BF\_Nss3,(MCS0)\_4TX  
5720MHz Straddle 5.47-5.725GHz\_TX**

08/06/2020



EUT Y\_4TX  
Setting 80  
04-E-P-2-10

Type	Freq (Hz)	Level (dBuV/m)	Limit (dBuV/m)	Margin (dB)	Raw (dBuV)	Dist (m)	Condition	Azimuth (°)	Height (m)	Comment	AF (dB)	CL (dB)	PA (dB)
PK	5.719G	113.82	Inf	-Inf	107.59	3	Vertical	119	1.80	-	34.14	5.45	33.36
AV	5.718G	100.87	Inf	-Inf	94.64	3	Vertical	119	1.80	-	34.14	5.45	33.36
PK	5.923G	59.56	68.20	-8.64	52.28	3	Vertical	119	1.80	-	34.99	5.61	33.32

Note 1: Frequencies within 5470~5725 are the fundamental frequencies at 5720MHz  
 Note 2: Measurement receive antenna polarization: H (Horizontal), V (Vertical)



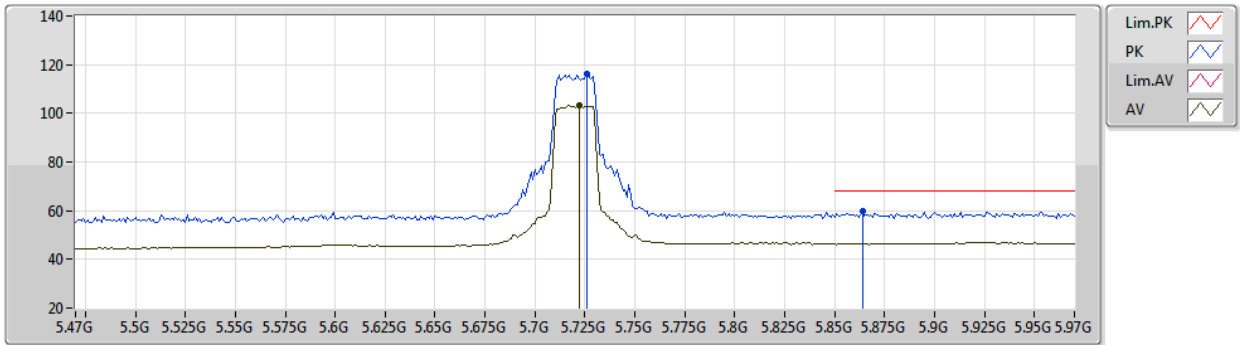


**Band Edge and Fundamental Emissions**

<b>Operating Mode</b>	802.11ax 20MHz / Nss 3 MCS 0 / 3S4T TXBF / Ant. 3 + Ant. 4 + Ant. 5 + Ant. 6 / CH144	<b>Polarization</b>	H
-----------------------	---	---------------------	---

**802.11ax HEW20-BF\_Nss3,(MCS0)\_4TX  
5720MHz Straddle 5.47-5.725GHz\_TX**

08/06/2020



EUT Y\_4TX  
Setting 80  
04-E-P-2-10

Type	Freq (Hz)	Level (dBuV/m)	Limit (dBuV/m)	Margin (dB)	Raw (dBuV)	Dist (m)	Condition	Azimuth (°)	Height (m)	Comment	AF (dB)	CL (dB)	PA (dB)
PK	5.726G	116.20	Inf	-Inf	109.94	3	Horizontal	155	2.18	-	34.15	5.46	33.35
AV	5.722G	103.25	Inf	-Inf	97.01	3	Horizontal	155	2.18	-	34.14	5.46	33.36
PK	5.864G	59.69	68.20	-8.51	52.78	3	Horizontal	155	2.18	-	34.68	5.56	33.33

Note 1: Frequencies within 5470~5725 are the fundamental frequencies at 5700MHz  
 Note 2: Measurement receive antenna polarization: H (Horizontal), V (Vertical)

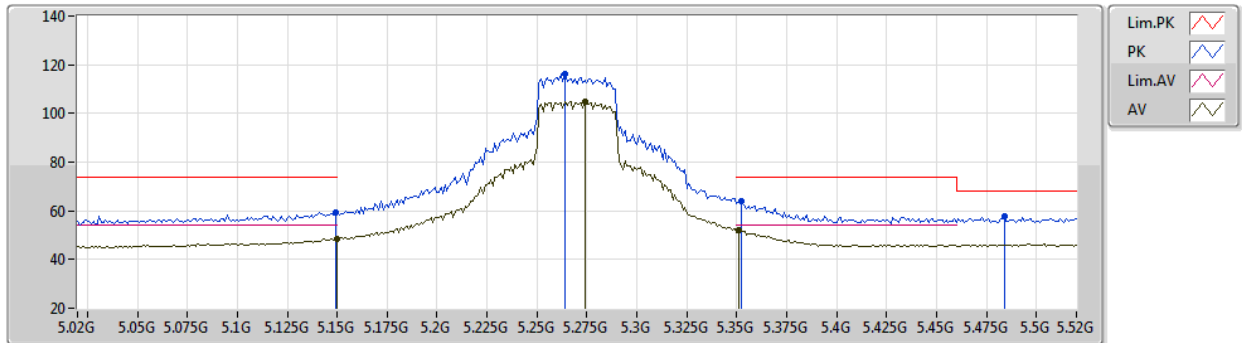


**Band Edge and Fundamental Emissions**

**Operating Mode** 802.11ax 40MHz / Nss 1 MCS 0 / 1S2T CDD / Ant. 1 + Ant. 2 / CH54 **Polarization** V

**802.11ax HEW40\_Nss1,(MCS0)\_2TX  
5270MHz\_TX**

08/06/2020



EUT\_V\_2TX  
Setting 96  
04-E-P-2-10

Type	Freq (Hz)	Level (dBuV/m)	Limit (dBuV/m)	Margin (dB)	Raw (dBuV)	Dist (m)	Condition	Azimuth (°)	Height (m)	Comment	AF (dB)	CL (dB)	PA (dB)
PK	5.149G	59.47	74.00	-14.53	54.69	3	Vertical	182	2.58	-	33.05	5.10	33.37
AV	5.15G	48.58	54.00	-5.42	43.79	3	Vertical	182	2.58	-	33.05	5.11	33.37
PK	5.264G	116.00	Inf	-Inf	111.06	3	Vertical	182	2.58	-	33.16	5.16	33.38
AV	5.274G	104.79	Inf	-Inf	99.83	3	Vertical	182	2.58	-	33.17	5.17	33.38
PK	5.352G	63.91	74.00	-10.09	58.73	3	Vertical	182	2.58	-	33.36	5.21	33.39
AV	5.351G	51.98	54.00	-2.02	46.81	3	Vertical	182	2.58	-	33.35	5.21	33.39
PK	5.484G	57.75	68.20	-10.45	52.11	3	Vertical	182	2.58	-	33.75	5.28	33.39

Note 1: Frequencies within 5250~5350 are the fundamental frequencies at 5270MHz

Note 2: Measurement receive antenna polarization: H (Horizontal), V (Vertical)

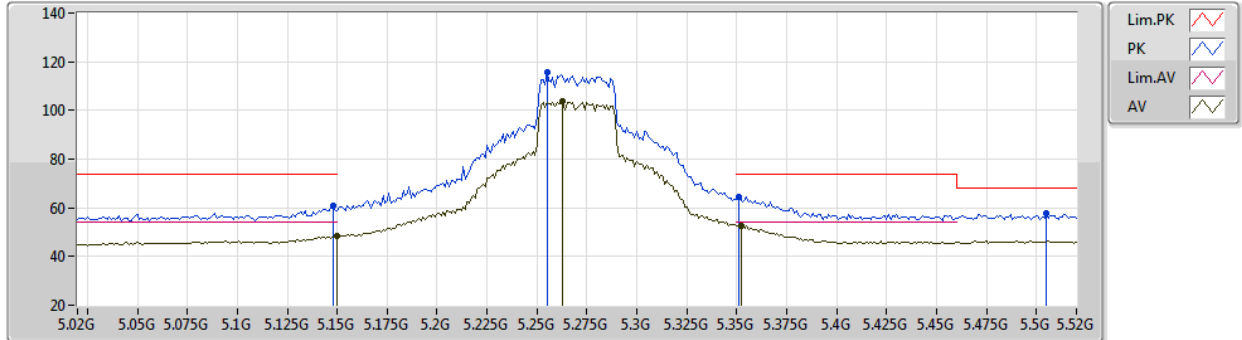


**Band Edge and Fundamental Emissions**

**Operating Mode** 802.11ax 40MHz / Nss 1 MCS 0 / 1S2T CDD / Ant. 1 + Ant. 2 / CH54 **Polarization** H

**802.11ax HEW40\_Nss1,(MCS0)\_2TX  
5270MHz\_TX**

08/06/2020



EUT\_V\_2TX  
Setting 96  
04-E-P-2-10

Type	Freq (Hz)	Level (dBuV/m)	Limit (dBuV/m)	Margin (dB)	Raw (dBuV)	Dist (m)	Condition	Azimuth (°)	Height (m)	Comment	AF (dB)	CL (dB)	PA (dB)
PK	5.148G	60.87	74.00	-13.13	56.09	3	Horizontal	240	1.90	-	33.05	5.10	33.37
AV	5.15G	48.61	54.00	-5.39	43.82	3	Horizontal	240	1.90	-	33.05	5.11	33.37
PK	5.255G	115.80	Inf	-Inf	110.86	3	Horizontal	240	1.90	-	33.16	5.16	33.38
AV	5.263G	103.54	Inf	-Inf	98.60	3	Horizontal	240	1.90	-	33.16	5.16	33.38
PK	5.351G	64.64	74.00	-9.36	59.47	3	Horizontal	240	1.90	-	33.35	5.21	33.39
AV	5.352G	52.79	54.00	-1.21	47.61	3	Horizontal	240	1.90	-	33.36	5.21	33.39
PK	5.505G	57.54	68.20	-10.66	51.83	3	Horizontal	240	1.90	-	33.81	5.29	33.39

Note 1: Frequencies within 5250~5350 are the fundamental frequencies at 5270MHz

Note 2: Measurement receive antenna polarization: H (Horizontal), V (Vertical)

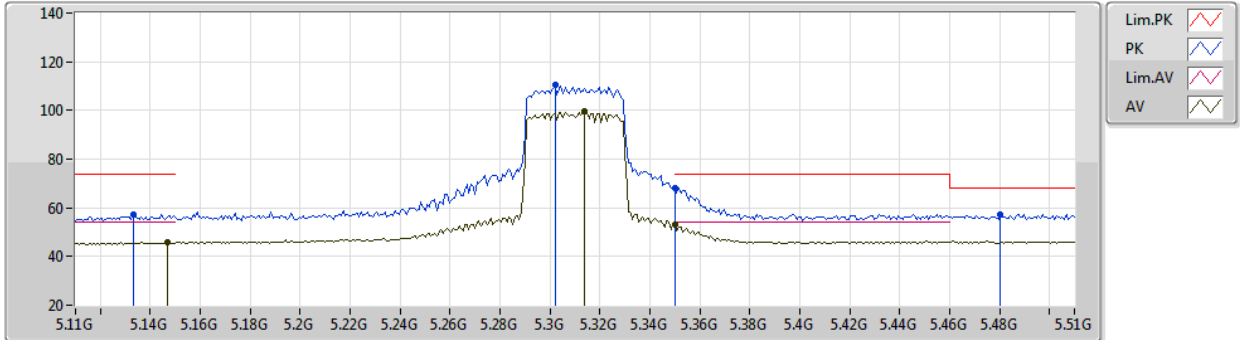


**Band Edge and Fundamental Emissions**

**Operating Mode** | 802.11ax 40MHz / Nss 1 MCS 0 / 1S2T CDD / Ant. 1 + Ant. 2 / CH62 | **Polarization** | V

**802.11ax HEW40\_Nss1,(MCS0)\_2TX  
5310MHz\_TX**

08/06/2020



EUT\_V\_2TX  
Setting 77  
04-E-P-2-10

Type	Freq (Hz)	Level (dBuV/m)	Limit (dBuV/m)	Margin (dB)	Raw (dBuV)	Dist (m)	Condition	Azimuth (°)	Height (m)	Comment	AF (dB)	CL (dB)	PA (dB)
PK	5.1332G	57.33	74.00	-16.67	52.57	3	Vertical	181	2.10	-	33.03	5.10	33.37
AV	5.1468G	45.78	54.00	-8.22	41.00	3	Vertical	181	2.10	-	33.05	5.10	33.37
PK	5.302G	110.44	Inf	-Inf	105.43	3	Vertical	181	2.10	-	33.21	5.18	33.38
AV	5.314G	99.51	Inf	-Inf	94.46	3	Vertical	181	2.10	-	33.24	5.19	33.38
PK	5.35G	67.99	74.00	-6.01	62.82	3	Vertical	181	2.10	-	33.35	5.21	33.39
AV	5.35G	53.01	54.00	-0.99	47.84	3	Vertical	181	2.10	-	33.35	5.21	33.39
PK	5.4804G	57.23	68.20	-10.97	51.60	3	Vertical	181	2.10	-	33.74	5.28	33.39

Note 1: Frequencies within 5250~5350 are the fundamental frequencies at 5310MHz

Note 2: Measurement receive antenna polarization: H (Horizontal), V (Vertical)

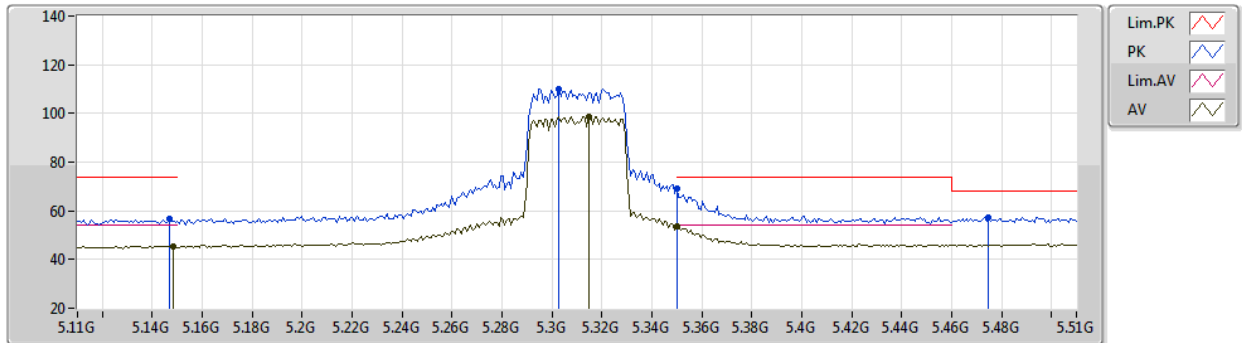


**Band Edge and Fundamental Emissions**

**Operating Mode** 802.11ax 40MHz / Nss 1 MCS 0 / 1S2T CDD / Ant. 1 + Ant. 2 / CH62 **Polarization** H

**802.11ax HEW40\_Nss1,(MCS0)\_2TX  
5310MHz\_TX**

08/06/2020



EUT V\_2TX  
Setting 77  
04-E-P-2-10

Type	Freq (Hz)	Level (dBuV/m)	Limit (dBuV/m)	Margin (dB)	Raw (dBuV)	Dist (m)	Condition	Azimuth (°)	Height (m)	Comment	AF (dB)	CL (dB)	PA (dB)
PK	5.1468G	56.90	74.00	-17.10	52.12	3	Horizontal	242	1.89	-	33.05	5.10	33.37
AV	5.1484G	45.51	54.00	-8.49	40.73	3	Horizontal	242	1.89	-	33.05	5.10	33.37
PK	5.3028G	110.10	Inf	-Inf	105.09	3	Horizontal	242	1.89	-	33.21	5.18	33.38
AV	5.3148G	98.73	Inf	-Inf	93.68	3	Horizontal	242	1.89	-	33.24	5.19	33.38
PK	5.35G	69.34	74.00	-4.66	64.17	3	Horizontal	242	1.89	-	33.35	5.21	33.39
AV	5.35G	53.82	54.00	-0.18	48.65	3	Horizontal	242	1.89	-	33.35	5.21	33.39
PK	5.4748G	57.50	68.20	-10.70	51.90	3	Horizontal	242	1.89	-	33.72	5.27	33.39

Note 1: Frequencies within 5250~5350 are the fundamental frequencies at 5310MHz  
 Note 2: Measurement receive antenna polarization: H (Horizontal), V (Vertical)

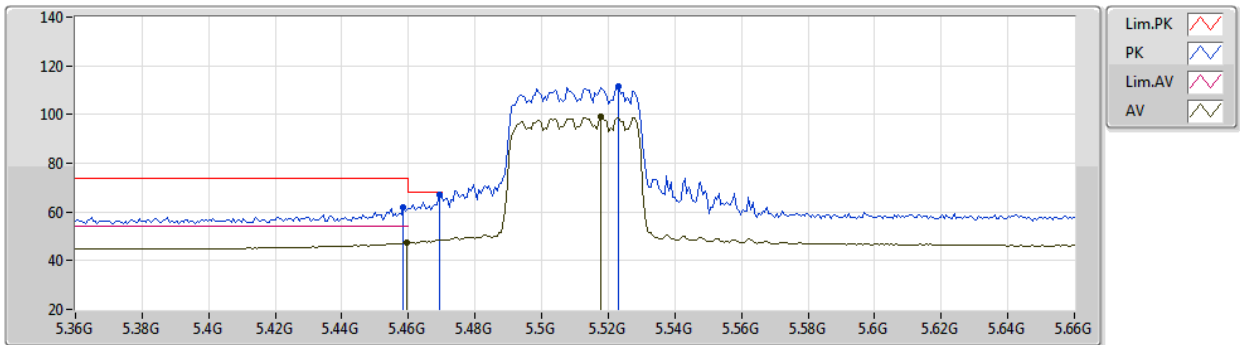


**Band Edge and Fundamental Emissions**

<b>Operating Mode</b>	802.11ax 40MHz / Nss 1 MCS 0 / 1S4T CDD / Ant. 3 + Ant. 4 + Ant. 5 + Ant. 6 / CH102	<b>Polarization</b>	V
-----------------------	--	---------------------	---

**802.11ax HEW40\_Nss1,(MCS0)\_4TX  
5510MHz\_TX**

08/06/2020



EUT\_Y\_4TX  
Setting 76  
04-K-P-2-10

Type	Freq (Hz)	Level (dBuV/m)	Limit (dBuV/m)	Margin (dB)	Raw (dBuV)	Dist (m)	Condition	Azimuth (°)	Height (m)	Comment	AF (dB)	CL (dB)	PA (dB)
PK	5.4584G	61.70	74.00	-12.30	56.14	3	Vertical	268	1.54	-	33.68	5.27	33.39
AV	5.4596G	47.67	54.00	-6.33	42.11	3	Vertical	268	1.54	-	33.68	5.27	33.39
PK	5.4692G	66.99	68.20	-1.21	61.40	3	Vertical	268	1.54	-	33.71	5.27	33.39
PK	5.5232G	111.50	Inf	-Inf	105.73	3	Vertical	268	1.54	-	33.85	5.31	33.39
AV	5.5178G	99.04	Inf	-Inf	93.29	3	Vertical	268	1.54	-	33.84	5.30	33.39

Note 1: Frequencies within 5470~5725 are the fundamental frequencies at 5510MHz  
 Note 2: Measurement receive antenna polarization: H (Horizontal), V (Vertical)

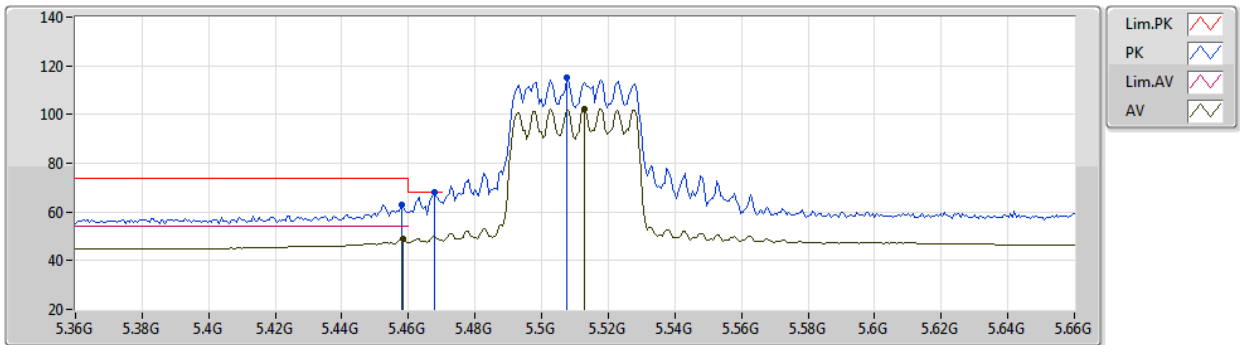


**Band Edge and Fundamental Emissions**

<b>Operating Mode</b>	802.11ax 40MHz / Nss 1 MCS 0 / 1S4T CDD / Ant. 3 + Ant. 4 + Ant. 5 + Ant. 6 / CH102	<b>Polarization</b>	H
-----------------------	---	---------------------	---

**802.11ax HEW40\_Nss1,(MCS0)\_4TX  
5510MHz\_TX**

08/06/2020



EUT\_Y\_4TX  
Setting 76  
04-K-P-2-10

Type	Freq (Hz)	Level (dBuV/m)	Limit (dBuV/m)	Margin (dB)	Raw (dBuV)	Dist (m)	Condition	Azimuth (°)	Height (m)	Comment	AF (dB)	CL (dB)	PA (dB)
PK	5.4578G	63.12	74.00	-10.88	57.58	3	Horizontal	315	1.87	-	33.67	5.26	33.39
AV	5.4584G	48.80	54.00	-5.20	43.24	3	Horizontal	315	1.87	-	33.68	5.27	33.39
PK	5.468G	67.92	68.20	-0.28	62.34	3	Horizontal	315	1.87	-	33.70	5.27	33.39
PK	5.5076G	114.97	Inf	-Inf	109.24	3	Horizontal	315	1.87	-	33.82	5.30	33.39
AV	5.513G	102.34	Inf	-Inf	96.60	3	Horizontal	315	1.87	-	33.83	5.30	33.39

Note 1: Frequencies within 5470~5725 are the fundamental frequencies at 5510MHz  
 Note 2: Measurement receive antenna polarization: H (Horizontal), V (Vertical)

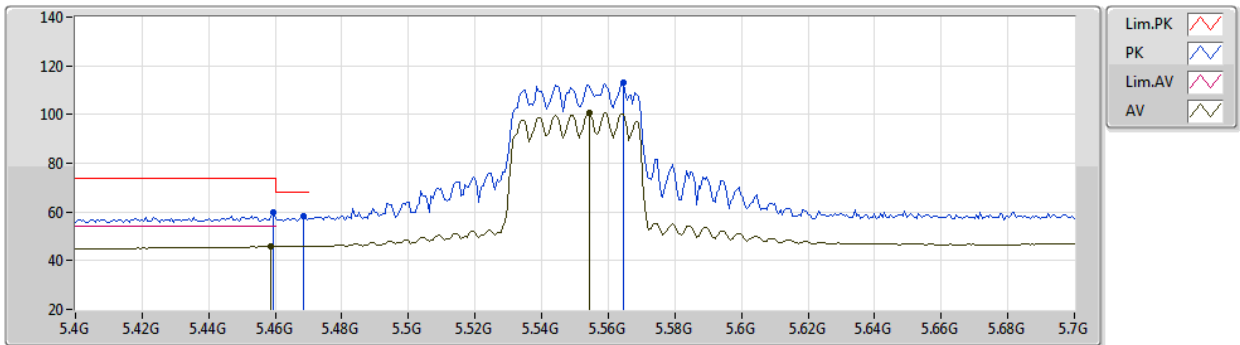


**Band Edge and Fundamental Emissions**

<b>Operating Mode</b>	802.11ax 40MHz / Nss 1 MCS 0 / 1S4T CDD / Ant. 3 + Ant. 4 + Ant. 5 + Ant. 6 / CH110	<b>Polarization</b>	V
-----------------------	---	---------------------	---

**802.11ax HEW40\_Nss1,(MCS0)\_4TX  
5550MHz\_TX**

08/06/2020



EUT Y\_4TX  
Setting 80  
04-K-P-2-10

Type	Freq (Hz)	Level (dBuV/m)	Limit (dBuV/m)	Margin (dB)	Raw (dBuV)	Dist (m)	Condition	Azimuth (°)	Height (m)	Comment	AF (dB)	CL (dB)	PA (dB)
PK	5.4594G	59.96	74.00	-14.04	54.40	3	Vertical	126	2.39	-	33.68	5.27	33.39
AV	5.4588G	45.78	54.00	-8.22	40.22	3	Vertical	126	2.39	-	33.68	5.27	33.39
PK	5.4684G	58.28	68.20	-9.92	52.69	3	Vertical	126	2.39	-	33.71	5.27	33.39
PK	5.5644G	112.96	Inf	-Inf	107.07	3	Vertical	126	2.39	-	33.93	5.34	33.38
AV	5.5542G	100.53	Inf	-Inf	94.67	3	Vertical	126	2.39	-	33.91	5.33	33.38

Note 1: Frequencies within 5470~5725 are the fundamental frequencies at 5550MHz  
 Note 2: Measurement receive antenna polarization: H (Horizontal), V (Vertical)



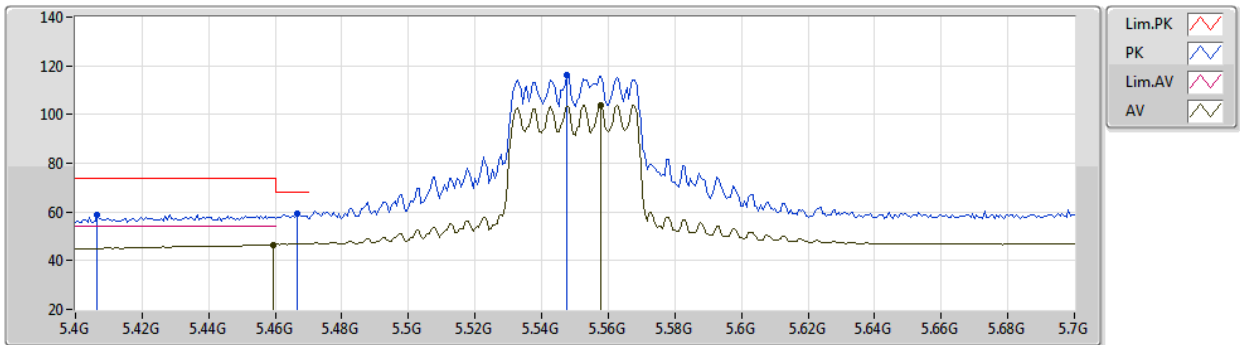


**Band Edge and Fundamental Emissions**

<b>Operating Mode</b>	802.11ax 40MHz / Nss 1 MCS 0 / 1S4T CDD / Ant. 3 + Ant. 4 + Ant. 5 + Ant. 6 / CH110	<b>Polarization</b>	H
-----------------------	--	---------------------	---

**802.11ax HEW40\_Nss1,(MCS0)\_4TX  
5550MHz\_TX**

08/06/2020



EUT\_Y\_4TX  
Setting 80  
04-K-P-2-10

Type	Freq (Hz)	Level (dBuV/m)	Limit (dBuV/m)	Margin (dB)	Raw (dBuV)	Dist (m)	Condition	Azimuth (°)	Height (m)	Comment	AF (dB)	CL (dB)	PA (dB)
PK	5.4066G	58.77	74.00	-15.23	53.41	3	Horizontal	312	2.34	-	33.52	5.23	33.39
PK	5.4666G	59.56	68.20	-8.64	53.98	3	Horizontal	312	2.34	-	33.70	5.27	33.39
AV	5.4594G	46.60	54.00	-7.40	41.04	3	Horizontal	312	2.34	-	33.68	5.27	33.39
PK	5.5476G	116.15	Inf	-Inf	110.31	3	Horizontal	312	2.34	-	33.90	5.32	33.38
AV	5.5578G	103.99	Inf	-Inf	98.12	3	Horizontal	312	2.34	-	33.92	5.33	33.38

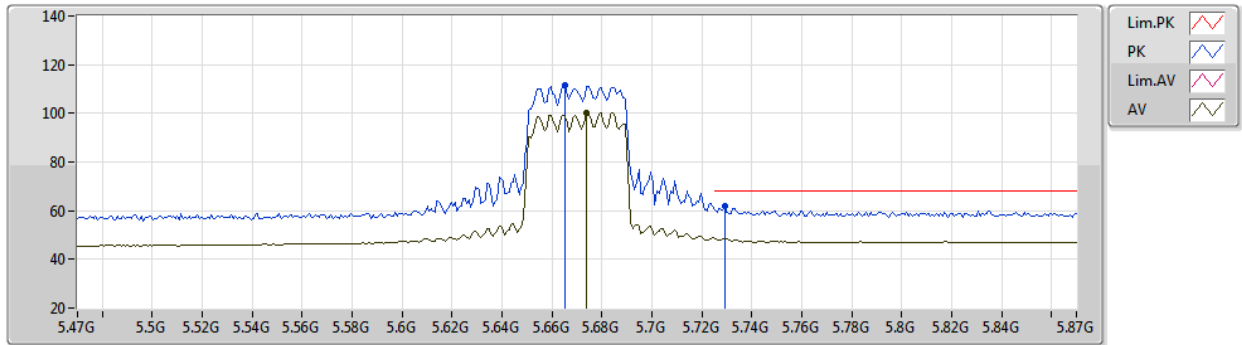
Note 1: Frequencies within 5470~5725 are the fundamental frequencies at 5550MHz  
 Note 2: Measurement receive antenna polarization: H (Horizontal), V (Vertical)



Band Edge and Fundamental Emissions			
<b>Operating Mode</b>	802.11ax 40MHz / Nss 1 MCS 0 / 1S4T CDD / Ant. 3 + Ant. 4 + Ant. 5 + Ant. 6 / CH134	<b>Polarization</b>	V

**802.11ax HEW40\_Nss1,(MCS0)\_4TX  
5670MHz\_TX**

08/06/2020



EUT Y\_4TX  
Setting 80  
04-K-P-2-10

Type	Freq (Hz)	Level (dBuV/m)	Limit (dBuV/m)	Margin (dB)	Raw (dBuV)	Dist (m)	Condition	Azimuth (°)	Height (m)	Comment	AF (dB)	CL (dB)	PA (dB)
PK	5.6652G	111.48	Inf	-Inf	105.36	3	Vertical	123	1.87	-	34.07	5.41	33.36
AV	5.674G	100.16	Inf	-Inf	94.03	3	Vertical	123	1.87	-	34.07	5.42	33.36
PK	5.7292G	61.69	68.20	-6.51	55.42	3	Vertical	123	1.87	-	34.16	5.46	33.35

Note 1: Frequencies within 5470~5725 are the fundamental frequencies at 5670MHz  
 Note 2: Measurement receive antenna polarization: H (Horizontal), V (Vertical)

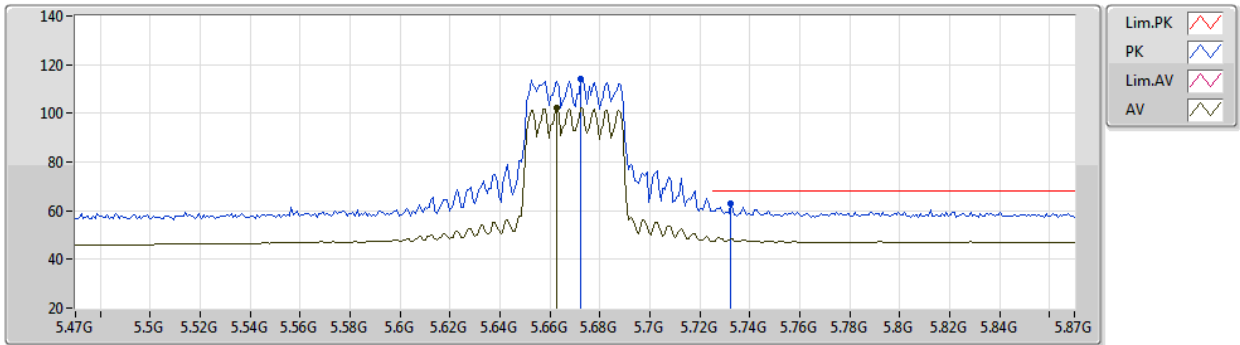


**Band Edge and Fundamental Emissions**

<b>Operating Mode</b>	802.11ax 40MHz / Nss 1 MCS 0 / 1S4T CDD / Ant. 3 + Ant. 4 + Ant. 5 + Ant. 6 / CH134	<b>Polarization</b>	H
-----------------------	--	---------------------	---

**802.11ax HEW40\_Nss1,(MCS0)\_4TX  
5670MHz\_TX**

08/06/2020



EUT Y\_4TX  
Setting 80  
04-K-P-2-10

Type	Freq (Hz)	Level (dBuV/m)	Limit (dBuV/m)	Margin (dB)	Raw (dBuV)	Dist (m)	Condition	Azimuth (°)	Height (m)	Comment	AF (dB)	CL (dB)	PA (dB)
PK	5.6724G	113.94	Inf	-Inf	107.81	3	Horizontal	312	2.34	-	34.07	5.42	33.36
AV	5.6628G	102.25	Inf	-Inf	96.14	3	Horizontal	312	2.34	-	34.06	5.41	33.36
PK	5.7324G	63.13	68.20	-5.07	56.86	3	Horizontal	312	2.34	-	34.16	5.46	33.35

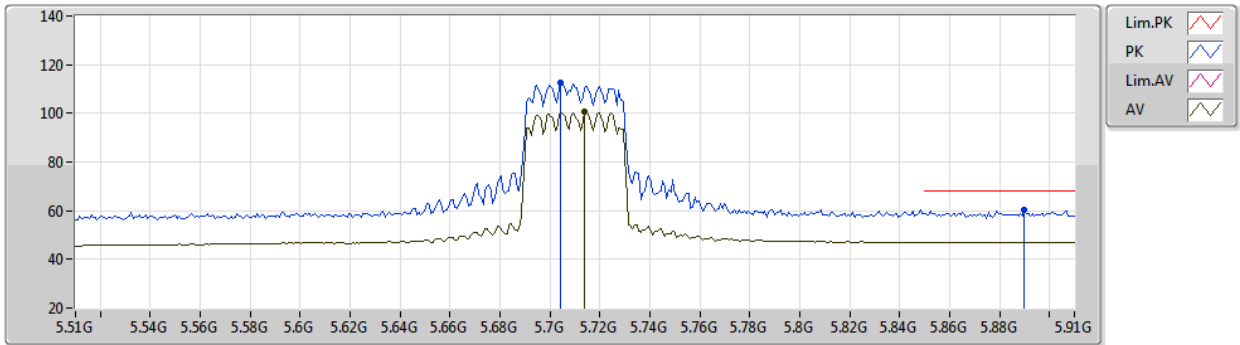
Note 1: Frequencies within 5470~5725 are the fundamental frequencies at 5670MHz  
 Note 2: Measurement receive antenna polarization: H (Horizontal), V (Vertical)



Band Edge and Fundamental Emissions			
<b>Operating Mode</b>	802.11ax 40MHz / Nss 1 MCS 0 / 1S4T CDD / Ant. 3 + Ant. 4 + Ant. 5 + Ant. 6 / CH142	<b>Polarization</b>	V

**802.11ax HEW40\_Nss1,(MCS0)\_4TX**  
**5710MHz Straddle 5.47-5.725GHz\_TX**

08/06/2020



EUT Y\_4TX  
 Setting 80  
 04-K-P-2-10

Type	Freq (Hz)	Level (dBuV/m)	Limit (dBuV/m)	Margin (dB)	Raw (dBuV)	Dist (m)	Condition	Azimuth (°)	Height (m)	Comment	AF (dB)	CL (dB)	PA (dB)
PK	5.7044G	112.65	Inf	-Inf	106.46	3	Vertical	124	1.67	-	34.11	5.44	33.36
AV	5.714G	100.69	Inf	-Inf	94.47	3	Vertical	124	1.67	-	34.13	5.45	33.36
PK	5.89G	60.10	68.20	-8.10	53.00	3	Vertical	124	1.67	-	34.84	5.58	33.32

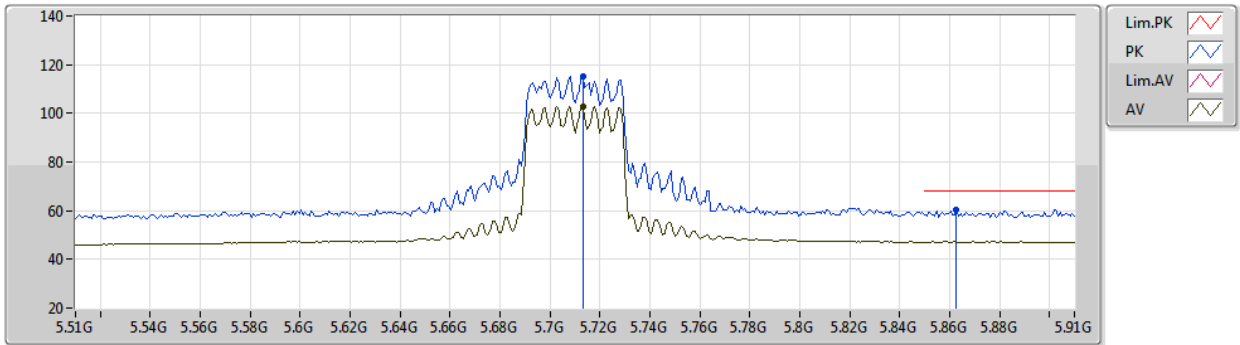
Note 1: Frequencies within 5470~5725 are the fundamental frequencies at 5710MHz  
 Note 2: Measurement receive antenna polarization: H (Horizontal), V (Vertical)



Band Edge and Fundamental Emissions			
<b>Operating Mode</b>	802.11ax 40MHz / Nss 1 MCS 0 / 1S4T CDD / Ant. 3 + Ant. 4 + Ant. 5 + Ant. 6 / CH142	<b>Polarization</b>	H

**802.11ax HEW40\_Nss1,(MCS0)\_4TX**  
**5710MHz Straddle 5.47-5.725GHz\_TX**

08/06/2020



EUT Y\_4TX  
 Setting 80  
 04-K-P-2-10

Type	Freq (Hz)	Level (dBuV/m)	Limit (dBuV/m)	Margin (dB)	Raw (dBuV)	Dist (m)	Condition	Azimuth (°)	Height (m)	Comment	AF (dB)	CL (dB)	PA (dB)
PK	5.7132G	115.00	Inf	-Inf	108.78	3	Horizontal	313	1.79	-	34.13	5.45	33.36
AV	5.7132G	102.99	Inf	-Inf	96.77	3	Horizontal	313	1.79	-	34.13	5.45	33.36
PK	5.8628G	60.19	68.20	-8.01	53.28	3	Horizontal	313	1.79	-	34.68	5.56	33.33

Note 1: Frequencies within 5470~5725 are the fundamental frequencies at 5710MHz  
 Note 2: Measurement receive antenna polarization: H (Horizontal), V (Vertical)

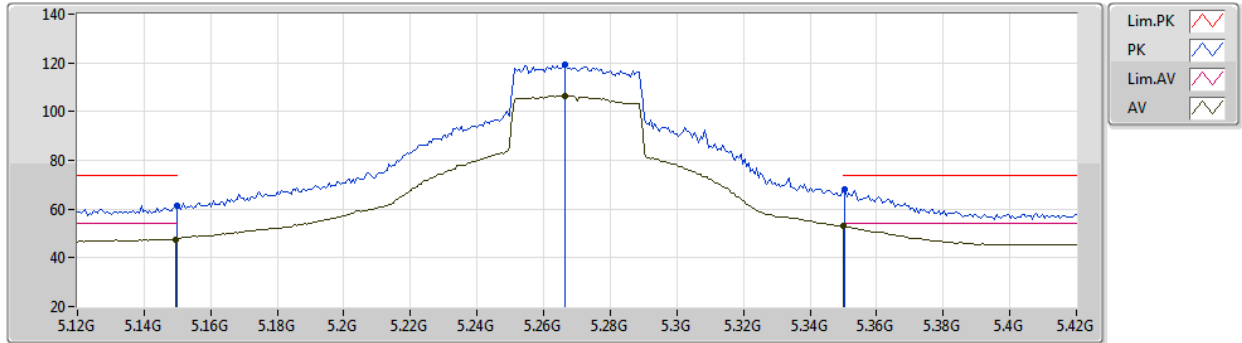


**Band Edge and Fundamental Emissions**

**Operating Mode** 802.11ax 40MHz / Nss 1 MCS 0 / TXBF 1S2T / Ant. 1 + Ant. 2 / CH54 **Polarization** V

**802.11ax HEW40-BF\_Nss1,(MCS0)\_2TX  
5270MHz\_TX**

08/06/2020



EUT Y\_2TX  
Setting 96  
04-E-L-2-10

Type	Freq (Hz)	Level (dBuV/m)	Limit (dBuV/m)	Margin (dB)	Raw (dBuV)	Dist (m)	Condition	Azimuth (°)	Height (m)	Comment	AF (dB)	CL (dB)	PA (dB)
PK	5.15G	61.50	74.00	-12.50	56.71	3	Vertical	185	3.00	-	33.05	5.11	33.37
AV	5.1494G	47.63	54.00	-6.37	42.85	3	Vertical	185	3.00	-	33.05	5.10	33.37
PK	5.2664G	119.30	Inf	-Inf	114.35	3	Vertical	185	3.00	-	33.17	5.16	33.38
AV	5.2664G	106.50	Inf	-Inf	101.55	3	Vertical	185	3.00	-	33.17	5.16	33.38
PK	5.3504G	67.88	74.00	-6.12	62.71	3	Vertical	185	3.00	-	33.35	5.21	33.39
AV	5.35G	52.91	54.00	-1.09	47.74	3	Vertical	185	3.00	-	33.35	5.21	33.39

Note 1: Frequencies within 5250~5350 are the fundamental frequencies at 5270MHz  
 Note 2: Measurement receive antenna polarization: H (Horizontal), V (Vertical)

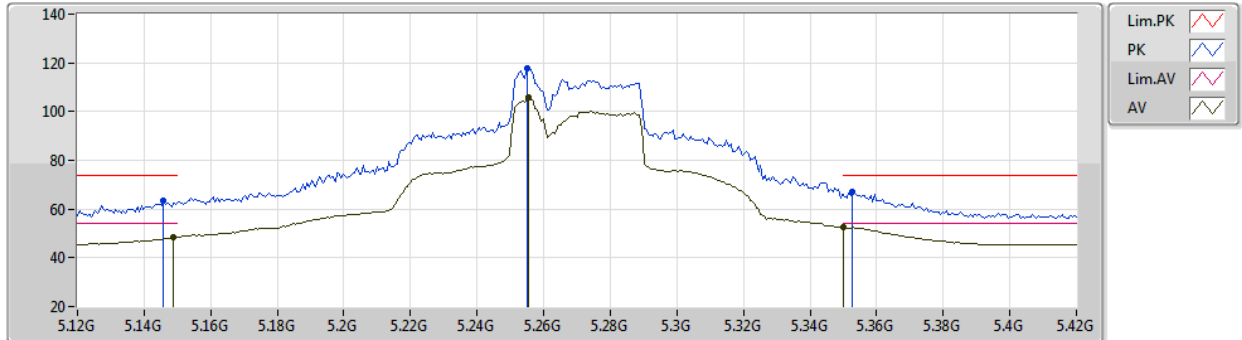


**Band Edge and Fundamental Emissions**

**Operating Mode** | 802.11ax 40MHz / Nss 1 MCS 0 / TXBF 1S2T / Ant. 1 + Ant. 2 / CH54 | **Polarization** | H

**802.11ax HEW40-BF\_Nss1,(MCS0)\_2TX  
5270MHz\_TX**

08/06/2020



EUT Y\_2TX  
Setting 96  
04-E-L-2-10

Type	Freq (Hz)	Level (dBuV/m)	Limit (dBuV/m)	Margin (dB)	Raw (dBuV)	Dist (m)	Condition	Azimuth (°)	Height (m)	Comment	AF (dB)	CL (dB)	PA (dB)
PK	5.1458G	63.65	74.00	-10.35	58.87	3	Horizontal	70	1.00	-	33.05	5.10	33.37
AV	5.1488G	48.30	54.00	-5.70	43.52	3	Horizontal	70	1.00	-	33.05	5.10	33.37
PK	5.255G	117.56	Inf	-Inf	112.62	3	Horizontal	70	1.00	-	33.16	5.16	33.38
AV	5.2556G	105.95	Inf	-Inf	101.01	3	Horizontal	70	1.00	-	33.16	5.16	33.38
PK	5.3528G	66.94	74.00	-7.06	61.76	3	Horizontal	70	1.00	-	33.36	5.21	33.39
AV	5.35G	52.36	54.00	-1.64	47.19	3	Horizontal	70	1.00	-	33.35	5.21	33.39

Note 1: Frequencies within 5250~5350 are the fundamental frequencies at 5270MHz  
 Note 2: Measurement receive antenna polarization: H (Horizontal), V (Vertical)

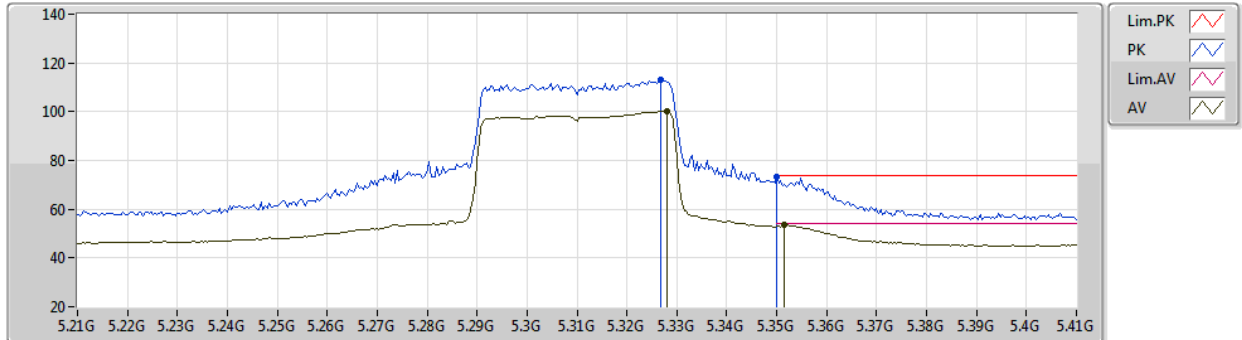


**Band Edge and Fundamental Emissions**

**Operating Mode** 8802.11ax 40MHz / Nss 1 MCS 0 / TXBF 1S2T / Ant. 1 + Ant. 2 / CH62 **Polarization** V

**802.11ax HEW40-BF\_Nss1,(MCS0)\_2TX  
5310MHz\_TX**

08/06/2020



EUT Y\_2TX  
Setting 78  
04-E-L-2-10

Type	Freq (Hz)	Level (dBuV/m)	Limit (dBuV/m)	Margin (dB)	Raw (dBuV)	Dist (m)	Condition	Azimuth (°)	Height (m)	Comment	AF (dB)	CL (dB)	PA (dB)
PK	5.3268G	113.36	Inf	-Inf	108.27	3	Vertical	210	2.76	-	33.28	5.19	33.38
AV	5.328G	100.37	Inf	-Inf	95.28	3	Vertical	210	2.76	-	33.28	5.19	33.38
PK	5.35G	73.10	74.00	-0.90	67.93	3	Vertical	210	2.76	-	33.35	5.21	33.39
AV	5.3516G	53.78	54.00	-0.22	48.61	3	Vertical	210	2.76	-	33.35	5.21	33.39

Note 1: Frequencies within 5250~5350 are the fundamental frequencies at 5310MHz  
 Note 2: Measurement receive antenna polarization: H (Horizontal), V (Vertical)



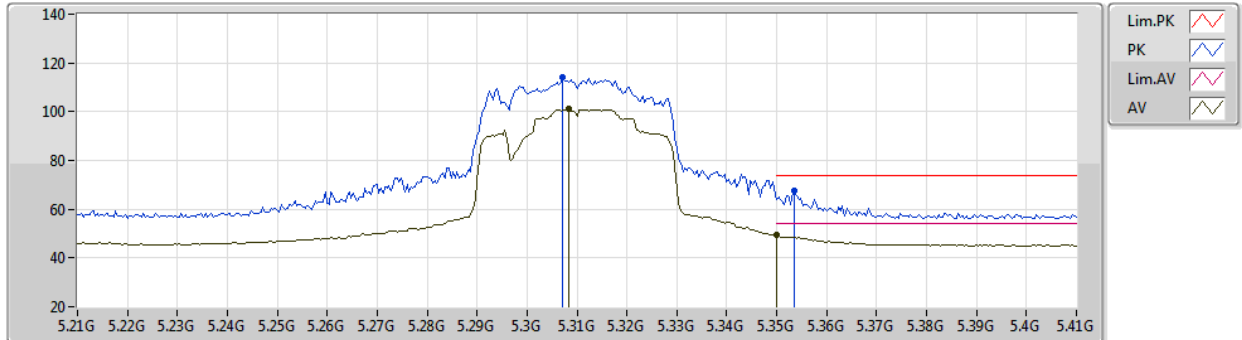


**Band Edge and Fundamental Emissions**

**Operating Mode** | 802.11ax 40MHz / Nss 1 MCS 0 / TXBF 1S2T / Ant. 1 + Ant. 2 / CH62 | **Polarization** | H

**802.11ax HEW40-BF\_Nss1,(MCS0)\_2TX  
5310MHz\_TX**

08/06/2020



EUT Y\_2TX  
Setting 78  
04-E-L-2-10

Type	Freq (Hz)	Level (dBuV/m)	Limit (dBuV/m)	Margin (dB)	Raw (dBuV)	Dist (m)	Condition	Azimuth (°)	Height (m)	Comment	AF (dB)	CL (dB)	PA (dB)
PK	5.3072G	114.01	Inf	-Inf	108.99	3	Horizontal	237	2.25	-	33.22	5.18	33.38
AV	5.3084G	101.12	Inf	-Inf	96.09	3	Horizontal	237	2.25	-	33.23	5.18	33.38
PK	5.3536G	67.64	74.00	-6.36	62.46	3	Horizontal	237	2.25	-	33.36	5.21	33.39
AV	5.35G	49.34	54.00	-4.66	44.17	3	Horizontal	237	2.25	-	33.35	5.21	33.39

Note 1: Frequencies within 5250~5350 are the fundamental frequencies at 5310MHz

Note 2: Measurement receive antenna polarization: H (Horizontal), V (Vertical)

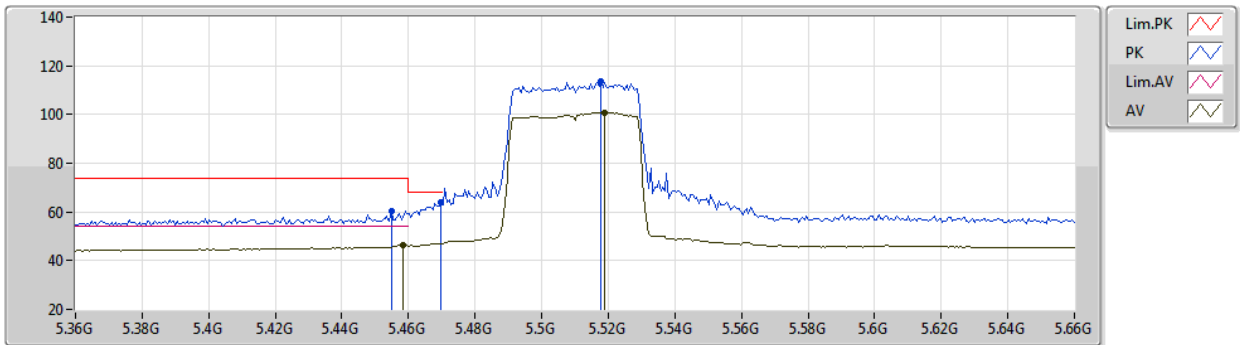


**Band Edge and Fundamental Emissions**

<b>Operating Mode</b>	802.11ax 40MHz / Nss 1 MCS 0 / 1S4T TXBF / Ant. 3 + Ant. 4 + Ant. 5 + Ant. 6 / CH102	<b>Polarization</b>	V
-----------------------	---	---------------------	---

**802.11ax HEW40-BF\_Nss1,(MCS0)\_4TX  
5510MHz\_TX**

08/06/2020



EUT\_Y\_4TX  
Setting 75  
04-K-P-2-10

Type	Freq (Hz)	Level (dBuV/m)	Limit (dBuV/m)	Margin (dB)	Raw (dBuV)	Dist (m)	Condition	Azimuth (°)	Height (m)	Comment	AF (dB)	CL (dB)	PA (dB)
PK	5.4548G	60.31	74.00	-13.69	54.78	3	Vertical	277	2.48	-	33.66	5.26	33.39
AV	5.4584G	46.60	54.00	-7.40	41.04	3	Vertical	277	2.48	-	33.68	5.27	33.39
PK	5.4698G	64.10	68.20	-4.10	58.51	3	Vertical	277	2.48	-	33.71	5.27	33.39
PK	5.5178G	113.79	Inf	-Inf	108.04	3	Vertical	277	2.48	-	33.84	5.30	33.39
AV	5.519G	100.87	Inf	-Inf	95.12	3	Vertical	277	2.48	-	33.84	5.30	33.39

Note 1: Frequencies within 5470~5725 are the fundamental frequencies at 5510MHz  
 Note 2: Measurement receive antenna polarization: H (Horizontal), V (Vertical)



**Band Edge and Fundamental Emissions**

**Operating Mode**

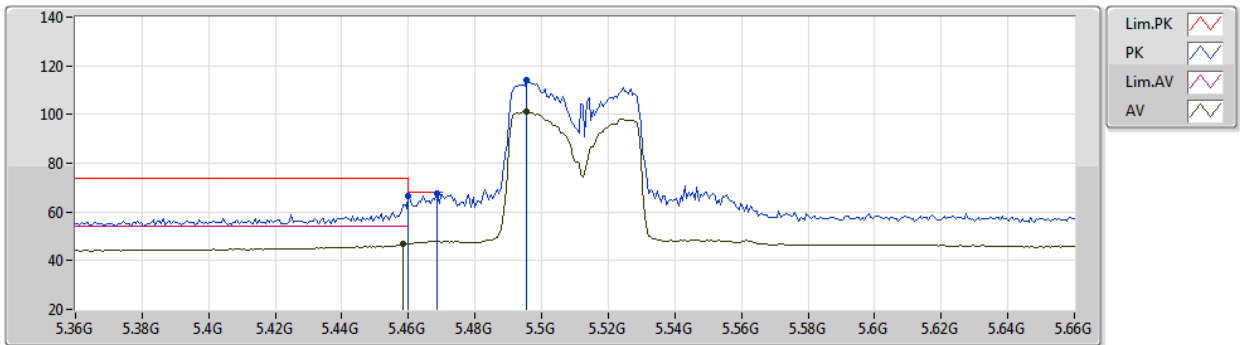
802.11ax 40MHz / Nss 1 MCS 0 / 1S4T TXBF / Ant. 3 + Ant. 4 + Ant. 5  
+ Ant. 6 / CH102

**Polarization**

H

**802.11ax HEW40-BF\_Nss1,(MCS0)\_4TX  
5510MHz\_TX**

08/06/2020



EUT\_Y\_4TX  
Setting 75  
04-K-P-2-10

Type	Freq (Hz)	Level (dBuV/m)	Limit (dBuV/m)	Margin (dB)	Raw (dBuV)	Dist (m)	Condition	Azimuth (°)	Height (m)	Comment	AF (dB)	CL (dB)	PA (dB)
PK	5.46G	66.75	74.00	-7.25	61.19	3	Horizontal	170	1.80	-	33.68	5.27	33.39
AV	5.4584G	46.95	54.00	-7.05	41.39	3	Horizontal	170	1.80	-	33.68	5.27	33.39
PK	5.4686G	67.39	68.20	-0.81	61.80	3	Horizontal	170	1.80	-	33.71	5.27	33.39
PK	5.4956G	114.14	Inf	-Inf	108.45	3	Horizontal	170	1.80	-	33.79	5.29	33.39
AV	5.4956G	101.28	Inf	-Inf	95.59	3	Horizontal	170	1.80	-	33.79	5.29	33.39

Note 1: Frequencies within 5470~5725 are the fundamental frequencies at 5510MHz

Note 2: Measurement receive antenna polarization: H (Horizontal), V (Vertical)

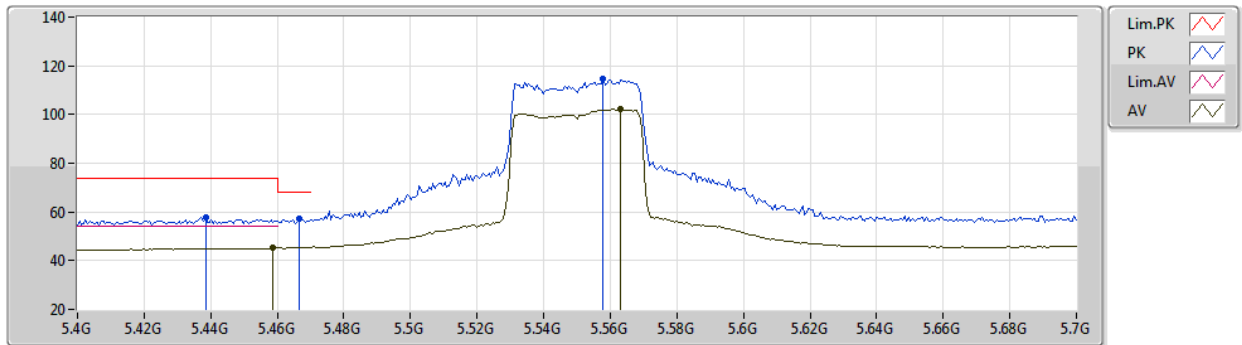


**Band Edge and Fundamental Emissions**

<b>Operating Mode</b>	802.11ax 40MHz / Nss 1 MCS 0 / 1S4T TXBF / Ant. 3 + Ant. 4 + Ant. 5 + Ant. 6 / CH110	<b>Polarization</b>	V
-----------------------	---	---------------------	---

**802.11ax HEW40-BF\_Nss1,(MCS0)\_4TX  
5550MHz\_TX**

08/06/2020



EUT\_Y\_4TX  
Setting 80  
04-K-P-2-10

Type	Freq (Hz)	Level (dBuV/m)	Limit (dBuV/m)	Margin (dB)	Raw (dBuV)	Dist (m)	Condition	Azimuth (°)	Height (m)	Comment	AF (dB)	CL (dB)	PA (dB)
PK	5.4384G	57.76	74.00	-16.24	52.28	3	Vertical	270	2.91	-	33.62	5.25	33.39
PK	5.4666G	57.04	68.20	-11.16	51.46	3	Vertical	270	2.91	-	33.70	5.27	33.39
AV	5.4588G	45.13	54.00	-8.87	39.57	3	Vertical	270	2.91	-	33.68	5.27	33.39
PK	5.5578G	114.41	Inf	-Inf	108.54	3	Vertical	270	2.91	-	33.92	5.33	33.38
AV	5.5632G	102.12	Inf	-Inf	96.24	3	Vertical	270	2.91	-	33.93	5.33	33.38

Note 1: Frequencies within 5470~5725 are the fundamental frequencies at 5550MHz  
 Note 2: Measurement receive antenna polarization: H (Horizontal), V (Vertical)



**Band Edge and Fundamental Emissions**

**Operating Mode**

802.11ax 40MHz / Nss 1 MCS 0 / 1S4T TXBF / Ant. 3 + Ant. 4 + Ant. 5  
+ Ant. 6 / CH110

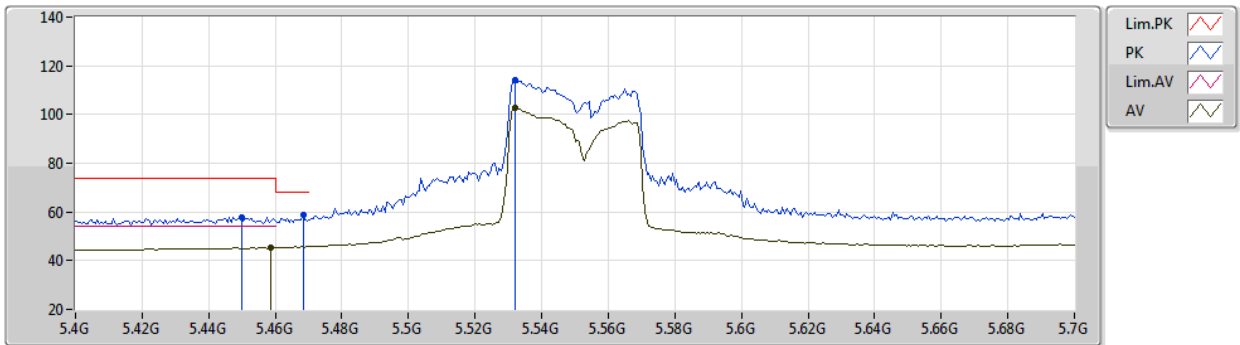
**Polarization**

H

**802.11ax HEW40-BF\_Nss1,(MCS0)\_4TX**

**5550MHz\_TX**

08/06/2020



EUT\_Y\_4TX  
Setting 80  
04-K-P-2-10

Type	Freq (Hz)	Level (dBuV/m)	Limit (dBuV/m)	Margin (dB)	Raw (dBuV)	Dist (m)	Condition	Azimuth (°)	Height (m)	Comment	AF (dB)	CL (dB)	PA (dB)
PK	5.4498G	57.85	74.00	-16.15	52.33	3	Horizontal	149	1.80	-	33.65	5.26	33.39
AV	5.4588G	45.43	54.00	-8.57	39.87	3	Horizontal	149	1.80	-	33.68	5.27	33.39
PK	5.4684G	58.58	68.20	-9.62	52.99	3	Horizontal	149	1.80	-	33.71	5.27	33.39
PK	5.532G	114.27	Inf	-Inf	108.48	3	Horizontal	149	1.80	-	33.86	5.31	33.38
AV	5.532G	102.60	Inf	-Inf	96.81	3	Horizontal	149	1.80	-	33.86	5.31	33.38

Note 1: Frequencies within 5470~5725 are the fundamental frequencies at 5550MHz

Note 2: Measurement receive antenna polarization: H (Horizontal), V (Vertical)

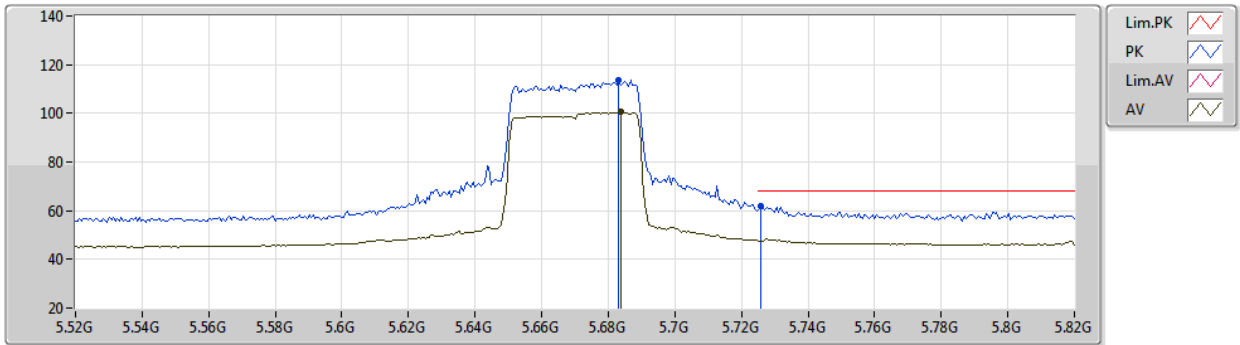


**Band Edge and Fundamental Emissions**

<b>Operating Mode</b>	802.11ax 40MHz / Nss 1 MCS 0 / 1S4T TXBF / Ant. 3 + Ant. 4 + Ant. 5 + Ant. 6 / CH134	<b>Polarization</b>	V
-----------------------	---	---------------------	---

**802.11ax HEW40-BF\_Nss1,(MCS0)\_4TX  
5670MHz\_TX**

08/06/2020



EUT Y\_4TX  
Setting 80  
04-K-P-2-10

Type	Freq (Hz)	Level (dBuV/m)	Limit (dBuV/m)	Margin (dB)	Raw (dBuV)	Dist (m)	Condition	Azimuth (°)	Height (m)	Comment	AF (dB)	CL (dB)	PA (dB)
PK	5.6832G	113.84	Inf	-Inf	107.69	3	Vertical	132	1.58	-	34.08	5.43	33.36
AV	5.6838G	100.45	Inf	-Inf	94.30	3	Vertical	132	1.58	-	34.08	5.43	33.36
PK	5.7258G	61.83	68.20	-6.37	55.57	3	Vertical	132	1.58	-	34.15	5.46	33.35

Note 1: Frequencies within 5470~5725 are the fundamental frequencies at 5670MHz  
 Note 2: Measurement receive antenna polarization: H (Horizontal), V (Vertical)

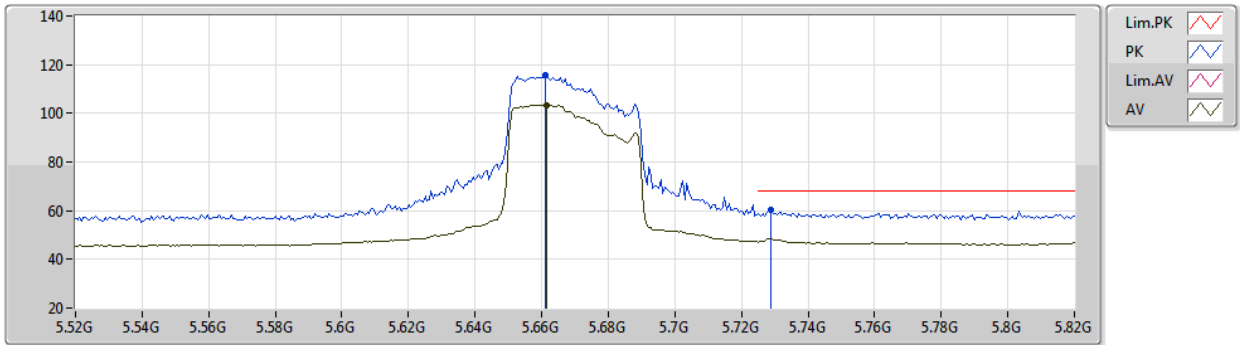


**Band Edge and Fundamental Emissions**

<b>Operating Mode</b>	802.11ax 40MHz / Nss 1 MCS 0 / 1S4T TXBF / Ant. 3 + Ant. 4 + Ant. 5 + Ant. 6 / CH134	<b>Polarization</b>	H
-----------------------	--	---------------------	---

**802.11ax HEW40-BF\_Nss1,(MCS0)\_4TX  
5670MHz\_TX**

08/06/2020



EUT Y\_4TX  
Setting 80  
04-K-P-2-10

Type	Freq (Hz)	Level (dBuV/m)	Limit (dBuV/m)	Margin (dB)	Raw (dBuV)	Dist (m)	Condition	Azimuth (°)	Height (m)	Comment	AF (dB)	CL (dB)	PA (dB)
PK	5.661G	115.94	Inf	-Inf	109.83	3	Horizontal	337	2.99	-	34.06	5.41	33.36
AV	5.6616G	103.37	Inf	-Inf	97.26	3	Horizontal	337	2.99	-	34.06	5.41	33.36
PK	5.7288G	60.19	68.20	-8.01	53.92	3	Horizontal	337	2.99	-	34.16	5.46	33.35

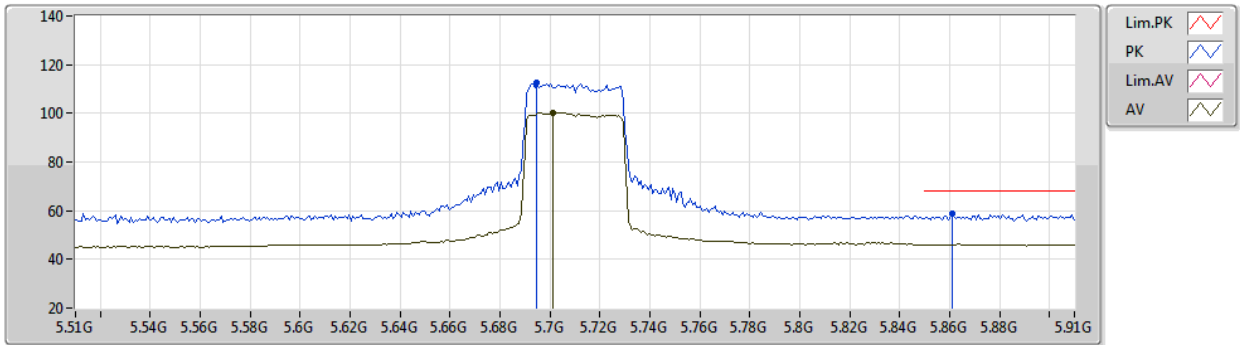
Note 1: Frequencies within 5470~5725 are the fundamental frequencies at 5670MHz  
 Note 2: Measurement receive antenna polarization: H (Horizontal), V (Vertical)



Band Edge and Fundamental Emissions			
<b>Operating Mode</b>	802.11ax 40MHz / Nss 1 MCS 0 / 1S4T TXBF / Ant. 3 + Ant. 4 + Ant. 5 + Ant. 6 / CH142	<b>Polarization</b>	V

**802.11ax HEW40-BF\_Nss1,(MCS0)\_4TX**  
**5710MHz Straddle 5.47-5.725GHz\_TX**

08/06/2020

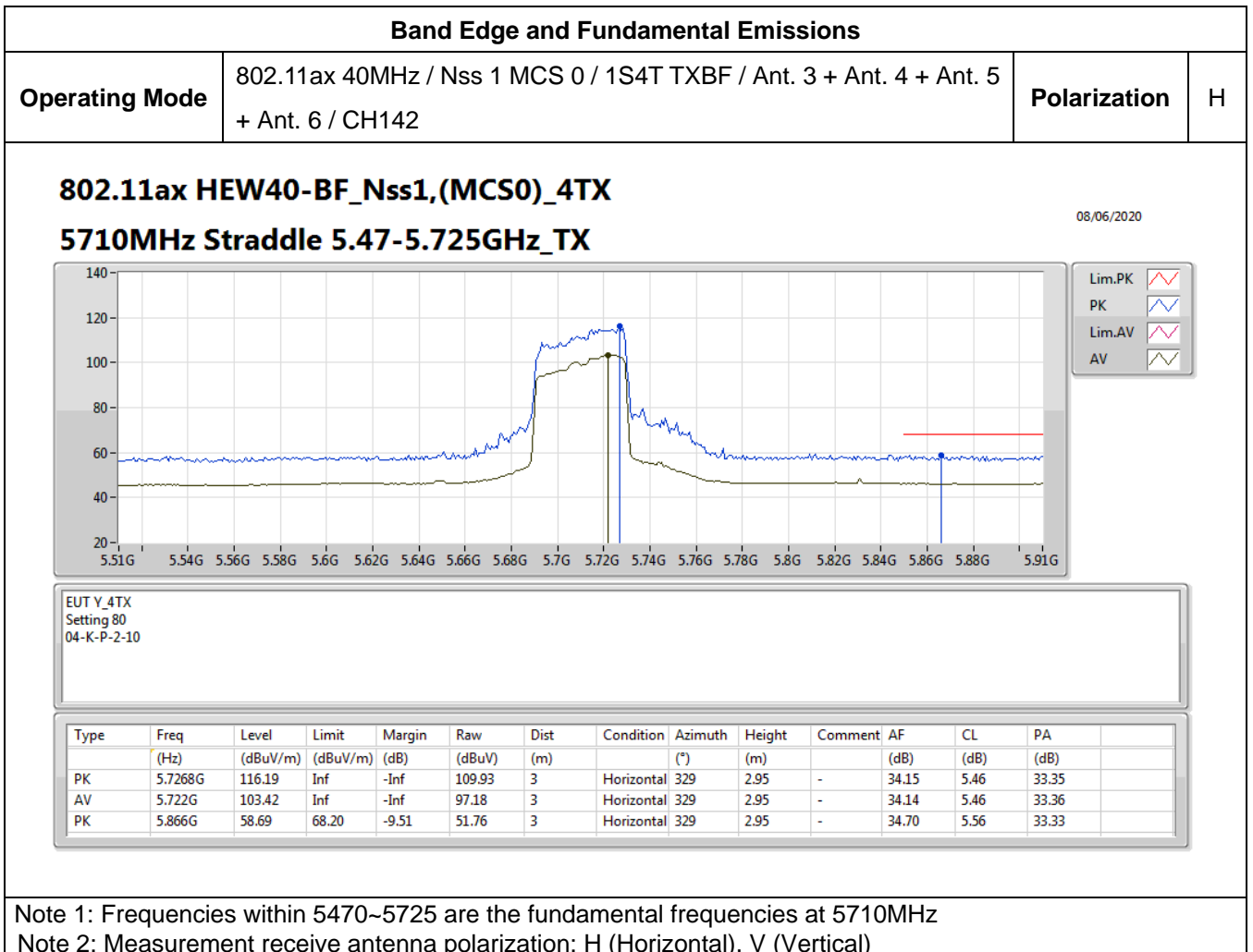


EUT Y\_4TX  
 Setting 80  
 04-K-P-2-10

Type	Freq (Hz)	Level (dBuV/m)	Limit (dBuV/m)	Margin (dB)	Raw (dBuV)	Dist (m)	Condition	Azimuth (°)	Height (m)	Comment	AF (dB)	CL (dB)	PA (dB)
PK	5.6948G	112.35	Inf	-Inf	106.18	3	Vertical	118	2.06	-	34.09	5.44	33.36
AV	5.7012G	100.11	Inf	-Inf	93.93	3	Vertical	118	2.06	-	34.10	5.44	33.36
PK	5.8612G	58.55	68.20	-9.65	51.65	3	Vertical	118	2.06	-	34.67	5.56	33.33

Note 1: Frequencies within 5470~5725 are the fundamental frequencies at 5710MHz  
 Note 2: Measurement receive antenna polarization: H (Horizontal), V (Vertical)





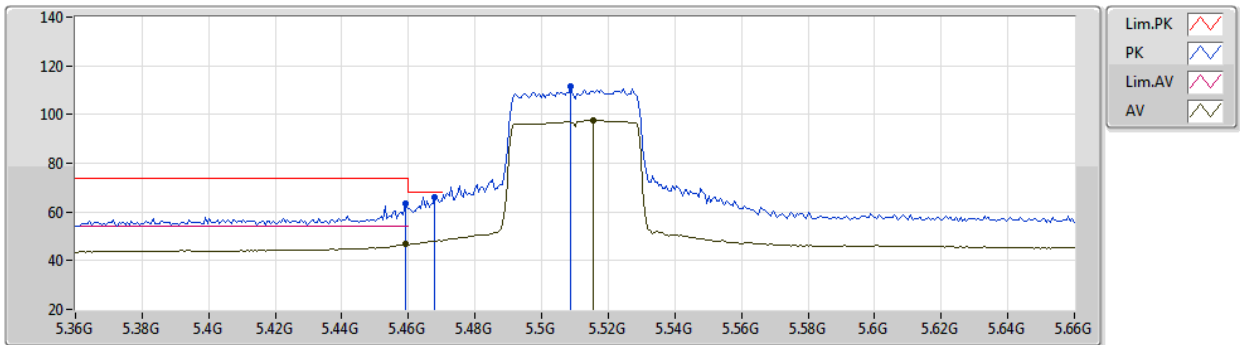


**Band Edge and Fundamental Emissions**

<b>Operating Mode</b>	802.11ax 40MHz / Nss 2 MCS 0 / 2S4T TXBF / Ant. 3 + Ant. 4 + Ant. 5 + Ant. 6 / CH102	<b>Polarization</b>	V
-----------------------	---	---------------------	---

**802.11ax HEW40-BF\_Nss2,(MCS0)\_4TX  
5510MHz\_TX**

08/06/2020



EUT\_Y\_4TX  
Setting 79  
04-E-P-2-10

Type	Freq (Hz)	Level (dBuV/m)	Limit (dBuV/m)	Margin (dB)	Raw (dBuV)	Dist (m)	Condition	Azimuth (°)	Height (m)	Comment	AF (dB)	CL (dB)	PA (dB)
PK	5.459G	63.54	74.00	-10.46	57.98	3	Vertical	278	1.80	-	33.68	5.27	33.39
AV	5.459G	46.78	54.00	-7.22	41.22	3	Vertical	278	1.80	-	33.68	5.27	33.39
PK	5.468G	66.21	68.20	-1.99	60.63	3	Vertical	278	1.80	-	33.70	5.27	33.39
PK	5.5088G	111.47	Inf	-Inf	105.74	3	Vertical	278	1.80	-	33.82	5.30	33.39
AV	5.5154G	97.69	Inf	-Inf	91.95	3	Vertical	278	1.80	-	33.83	5.30	33.39

Note 1: Frequencies within 5470~5725 are the fundamental frequencies at 5510MHz  
 Note 2: Measurement receive antenna polarization: H (Horizontal), V (Vertical)

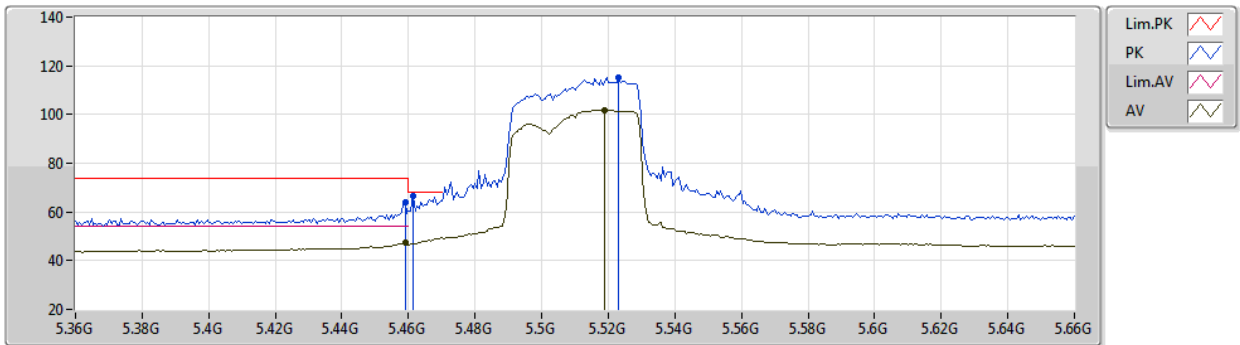


**Band Edge and Fundamental Emissions**

<b>Operating Mode</b>	802.11ax 40MHz / Nss 2 MCS 0 / 2S4T TXBF / Ant. 3 + Ant. 4 + Ant. 5 + Ant. 6 / CH102	<b>Polarization</b>	H
-----------------------	---	---------------------	---

**802.11ax HEW40-BF\_Nss2,(MCS0)\_4TX  
5510MHz\_TX**

08/06/2020



EUT\_Y\_4TX  
Setting 79  
04-E-P-2-10

Type	Freq (Hz)	Level (dBuV/m)	Limit (dBuV/m)	Margin (dB)	Raw (dBuV)	Dist (m)	Condition	Azimuth (°)	Height (m)	Comment	AF (dB)	CL (dB)	PA (dB)
PK	5.459G	64.04	74.00	-9.96	58.48	3	Horizontal	147	2.23	-	33.68	5.27	33.39
AV	5.459G	47.42	54.00	-6.58	41.86	3	Horizontal	147	2.23	-	33.68	5.27	33.39
PK	5.4614G	66.60	68.20	-1.60	61.04	3	Horizontal	147	2.23	-	33.68	5.27	33.39
PK	5.5232G	115.37	Inf	-Inf	109.60	3	Horizontal	147	2.23	-	33.85	5.31	33.39
AV	5.519G	101.98	Inf	-Inf	96.23	3	Horizontal	147	2.23	-	33.84	5.30	33.39

Note 1: Frequencies within 5470~5725 are the fundamental frequencies at 5510MHz  
 Note 2: Measurement receive antenna polarization: H (Horizontal), V (Vertical)

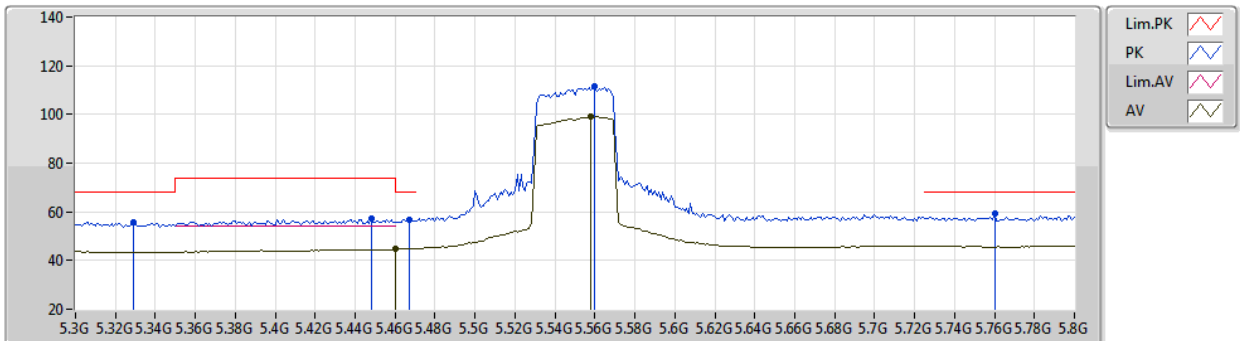


**Band Edge and Fundamental Emissions**

<b>Operating Mode</b>	802.11ax 40MHz / Nss 2 MCS 0 / 2S4T TXBF / Ant. 3 + Ant. 4 + Ant. 5 + Ant. 6 / CH110	<b>Polarization</b>	V
-----------------------	--	---------------------	---

**802.11ax HEW40-BF\_Nss2,(MCS0)\_4TX  
5550MHz\_TX**

08/06/2020



EUT Y\_4TX  
Setting 80  
04-E-P-2-10

Type	Freq (Hz)	Level (dBuV/m)	Limit (dBuV/m)	Margin (dB)	Raw (dBuV)	Dist (m)	Condition	Azimuth (°)	Height (m)	Comment	AF (dB)	CL (dB)	PA (dB)
PK	5.329G	55.58	68.20	-12.62	50.48	3	Vertical	255	2.77	-	33.29	5.19	33.38
PK	5.448G	57.31	74.00	-16.69	51.80	3	Vertical	255	2.77	-	33.64	5.26	33.39
PK	5.467G	56.80	68.20	-11.40	51.22	3	Vertical	255	2.77	-	33.70	5.27	33.39
AV	5.46G	44.67	54.00	-9.33	39.11	3	Vertical	255	2.77	-	33.68	5.27	33.39
PK	5.56G	111.60	Inf	-Inf	105.73	3	Vertical	255	2.77	-	33.92	5.33	33.38
AV	5.558G	99.04	Inf	-Inf	93.17	3	Vertical	255	2.77	-	33.92	5.33	33.38
PK	5.76G	59.10	68.20	-9.10	52.75	3	Vertical	255	2.77	-	34.22	5.48	33.35

Note 1: Frequencies within 5470~5725 are the fundamental frequencies at 5550MHz

Note 2: Measurement receive antenna polarization: H (Horizontal), V (Vertical)

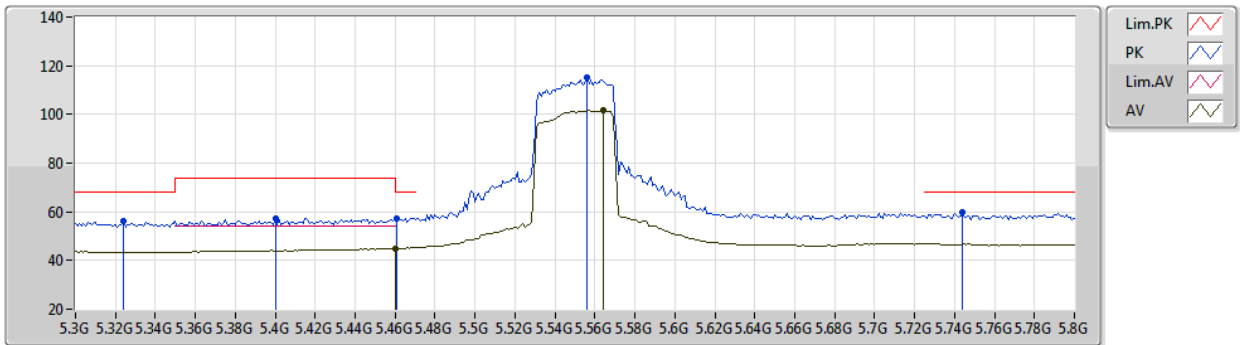


**Band Edge and Fundamental Emissions**

<b>Operating Mode</b>	802.11ax 40MHz / Nss 2 MCS 0 / 2S4T TXBF / Ant. 3 + Ant. 4 + Ant. 5 + Ant. 6 / CH110	<b>Polarization</b>	H
-----------------------	---	---------------------	---

**802.11ax HEW40-BF\_Nss2,(MCS0)\_4TX  
5550MHz\_TX**

08/06/2020

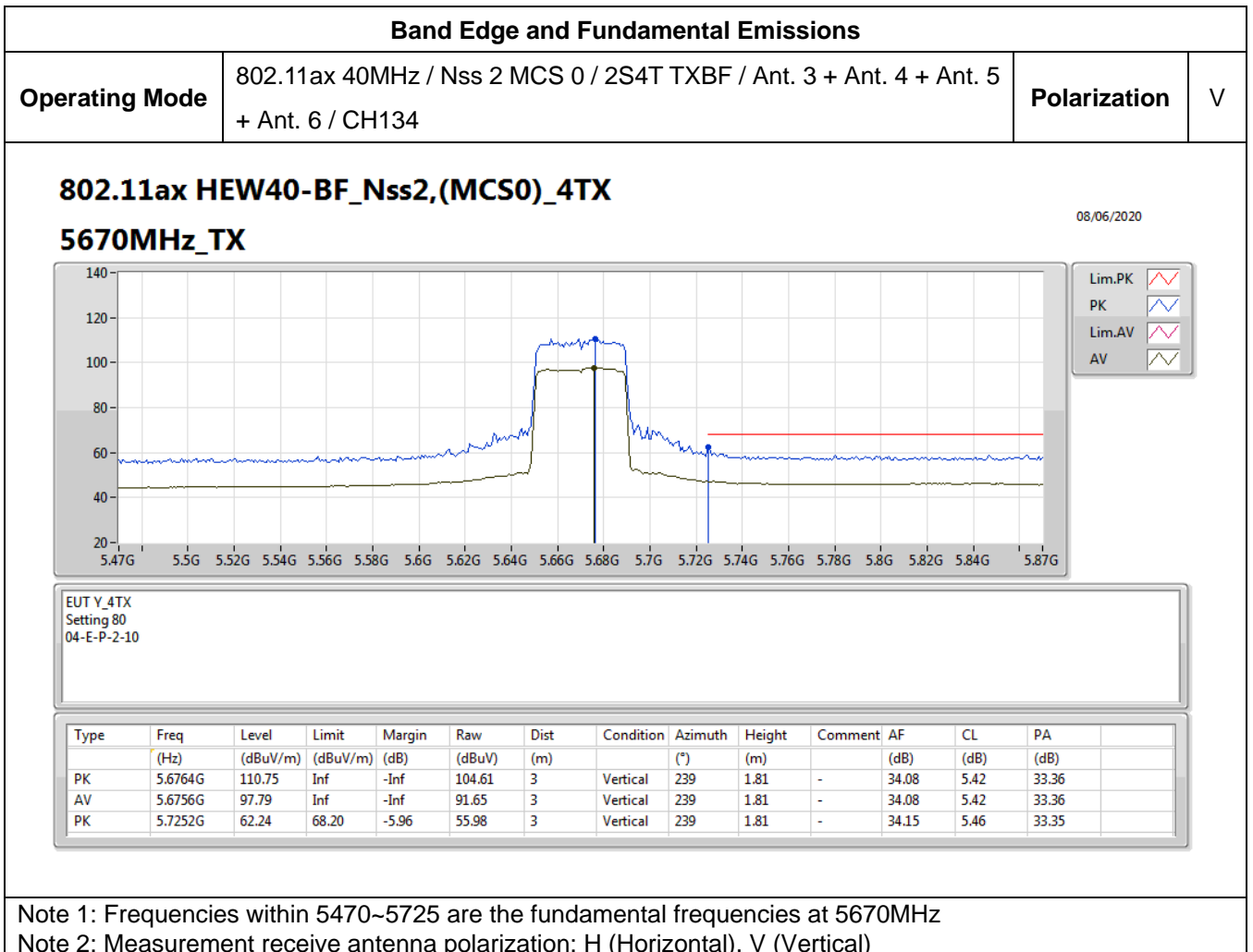


EUT Y\_4TX  
Setting 80  
04-E-P-2-10

Type	Freq (Hz)	Level (dBuV/m)	Limit (dBuV/m)	Margin (dB)	Raw (dBuV)	Dist (m)	Condition	Azimuth (°)	Height (m)	Comment	AF (dB)	CL (dB)	PA (dB)
PK	5.324G	56.05	68.20	-12.15	50.97	3	Horizontal	143	2.27	-	33.27	5.19	33.38
PK	5.4G	57.15	74.00	-16.85	51.81	3	Horizontal	143	2.27	-	33.50	5.23	33.39
PK	5.461G	57.42	68.20	-10.78	51.86	3	Horizontal	143	2.27	-	33.68	5.27	33.39
AV	5.46G	44.89	54.00	-9.11	39.33	3	Horizontal	143	2.27	-	33.68	5.27	33.39
PK	5.556G	115.02	Inf	-Inf	109.16	3	Horizontal	143	2.27	-	33.91	5.33	33.38
AV	5.564G	101.52	Inf	-Inf	95.64	3	Horizontal	143	2.27	-	33.93	5.33	33.38
PK	5.744G	60.04	68.20	-8.16	53.73	3	Horizontal	143	2.27	-	34.19	5.47	33.35

Note 1: Frequencies within 5470~5725 are the fundamental frequencies at 5550MHz

Note 2: Measurement receive antenna polarization: H (Horizontal), V (Vertical)





**Band Edge and Fundamental Emissions**

**Operating Mode**

802.11ax 40MHz / Nss 2 MCS 0 / 2S4T TXBF / Ant. 3 + Ant. 4 + Ant. 5  
+ Ant. 6 / CH134

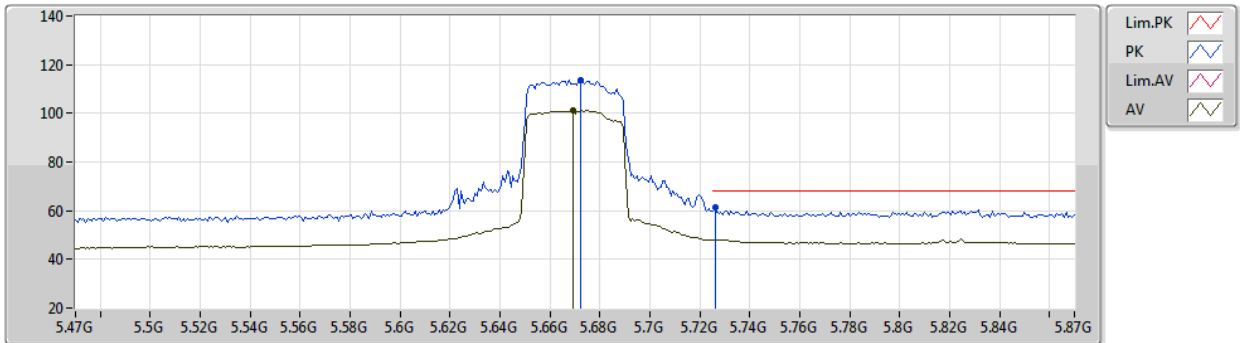
**Polarization**

H

**802.11ax HEW40-BF\_Nss2,(MCS0)\_4TX**

08/06/2020

**5670MHz\_TX**



EUT Y\_4TX  
Setting 80  
04-E-P-2-10

Type	Freq (Hz)	Level (dBuV/m)	Limit (dBuV/m)	Margin (dB)	Raw (dBuV)	Dist (m)	Condition	Azimuth (°)	Height (m)	Comment	AF (dB)	CL (dB)	PA (dB)
PK	5.6724G	113.57	Inf	-Inf	107.44	3	Horizontal	154	1.75	-	34.07	5.42	33.36
AV	5.6692G	101.14	Inf	-Inf	95.01	3	Horizontal	154	1.75	-	34.07	5.42	33.36
PK	5.726G	61.31	68.20	-6.89	55.05	3	Horizontal	154	1.75	-	34.15	5.46	33.35

Note 1: Frequencies within 5470~5725 are the fundamental frequencies at 5670MHz

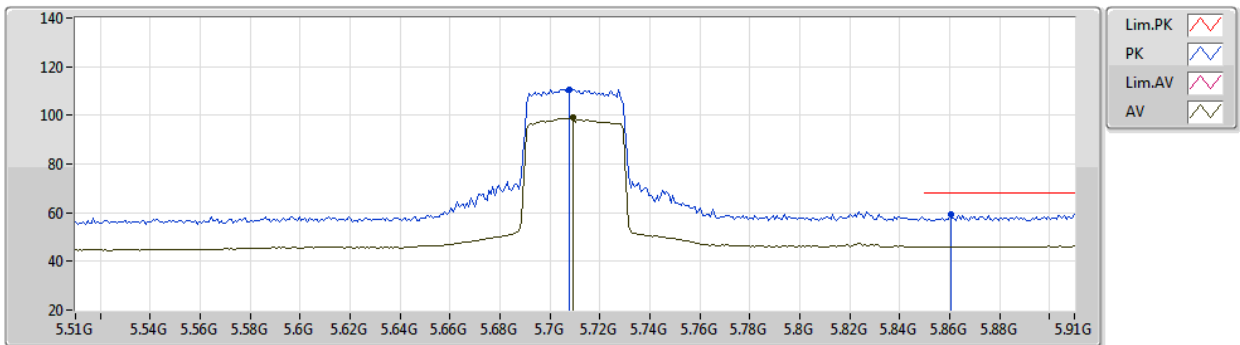
Note 2: Measurement receive antenna polarization: H (Horizontal), V (Vertical)



Band Edge and Fundamental Emissions			
<b>Operating Mode</b>	802.11ax 40MHz / Nss 2 MCS 0 / 2S4T TXBF / Ant. 3 + Ant. 4 + Ant. 5 + Ant. 6 / CH142	<b>Polarization</b>	V

**802.11ax HEW40-BF\_Nss2,(MCS0)\_4TX**  
**5710MHz Straddle 5.47-5.725GHz\_TX**

08/06/2020



EUT Y\_4TX  
 Setting 80  
 04-E-P-2-10

Type	Freq (Hz)	Level (dBuV/m)	Limit (dBuV/m)	Margin (dB)	Raw (dBuV)	Dist (m)	Condition	Azimuth (°)	Height (m)	Comment	AF (dB)	CL (dB)	PA (dB)
PK	5.7076G	110.74	Inf	-Inf	104.53	3	Vertical	239	1.80	-	34.12	5.45	33.36
AV	5.7092G	99.04	Inf	-Inf	92.83	3	Vertical	239	1.80	-	34.12	5.45	33.36
PK	5.8604G	59.17	68.20	-9.03	52.28	3	Vertical	239	1.80	-	34.66	5.56	33.33

Note 1: Frequencies within 5470~5725 are the fundamental frequencies at 5710MHz  
 Note 2: Measurement receive antenna polarization: H (Horizontal), V (Vertical)



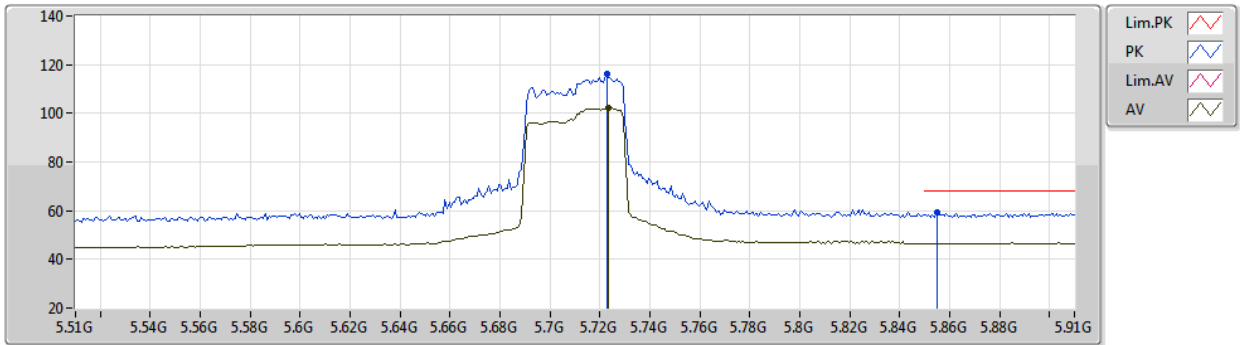


**Band Edge and Fundamental Emissions**

<b>Operating Mode</b>	802.11ax 40MHz / Nss 2 MCS 0 / 2S4T TXBF / Ant. 3 + Ant. 4 + Ant. 5 + Ant. 6 / CH142	<b>Polarization</b>	H
-----------------------	---	---------------------	---

**802.11ax HEW40-BF\_Nss2,(MCS0)\_4TX  
5710MHz Straddle 5.47-5.725GHz\_TX**

08/06/2020



EUT Y\_4TX  
Setting 80  
04-E-P-2-10

Type	Freq (Hz)	Level (dBuV/m)	Limit (dBuV/m)	Margin (dB)	Raw (dBuV)	Dist (m)	Condition	Azimuth (°)	Height (m)	Comment	AF (dB)	CL (dB)	PA (dB)
PK	5.7228G	116.03	Inf	-Inf	109.78	3	Horizontal	146	1.90	-	34.15	5.46	33.36
AV	5.7236G	102.02	Inf	-Inf	95.77	3	Horizontal	146	1.90	-	34.15	5.46	33.36
PK	5.8548G	59.31	68.20	-8.89	52.46	3	Horizontal	146	1.90	-	34.63	5.55	33.33

Note 1: Frequencies within 5470~5725 are the fundamental frequencies at 5710MHz  
 Note 2: Measurement receive antenna polarization: H (Horizontal), V (Vertical)



**Band Edge and Fundamental Emissions**

**Operating Mode**

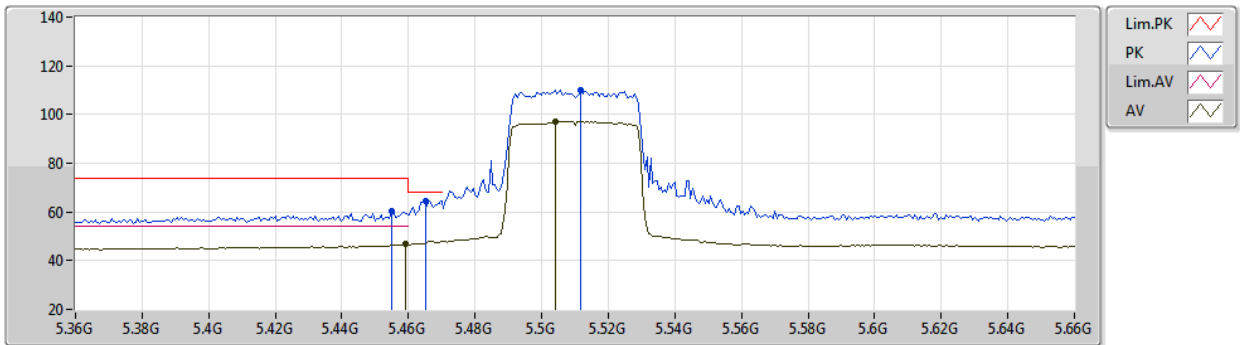
802.11ax 40MHz / Nss 3 MCS 0 / 3S4T TXBF / Ant. 3 + Ant. 4 + Ant. 5  
+ Ant. 6 / CH102

**Polarization**

V

**802.11ax HEW40-BF\_Nss3,(MCS0)\_4TX  
5510MHz\_TX**

08/06/2020



EUT\_Y\_4TX  
Setting 77  
04-E-P-2-10

Type	Freq (Hz)	Level (dBuV/m)	Limit (dBuV/m)	Margin (dB)	Raw (dBuV)	Dist (m)	Condition	Azimuth (°)	Height (m)	Comment	AF (dB)	CL (dB)	PA (dB)
PK	5.4548G	60.50	74.00	-13.50	54.97	3	Vertical	0	1.57	-	33.66	5.26	33.39
AV	5.459G	46.77	54.00	-7.23	41.21	3	Vertical	0	1.57	-	33.68	5.27	33.39
PK	5.465G	64.61	68.20	-3.59	59.03	3	Vertical	0	1.57	-	33.70	5.27	33.39
PK	5.5118G	110.03	Inf	-Inf	104.30	3	Vertical	0	1.57	-	33.82	5.30	33.39
AV	5.504G	97.13	Inf	-Inf	91.42	3	Vertical	0	1.57	-	33.81	5.29	33.39

Note 1: Frequencies within 5470~5725 are the fundamental frequencies at 5510MHz

Note 2: Measurement receive antenna polarization: H (Horizontal), V (Vertical)

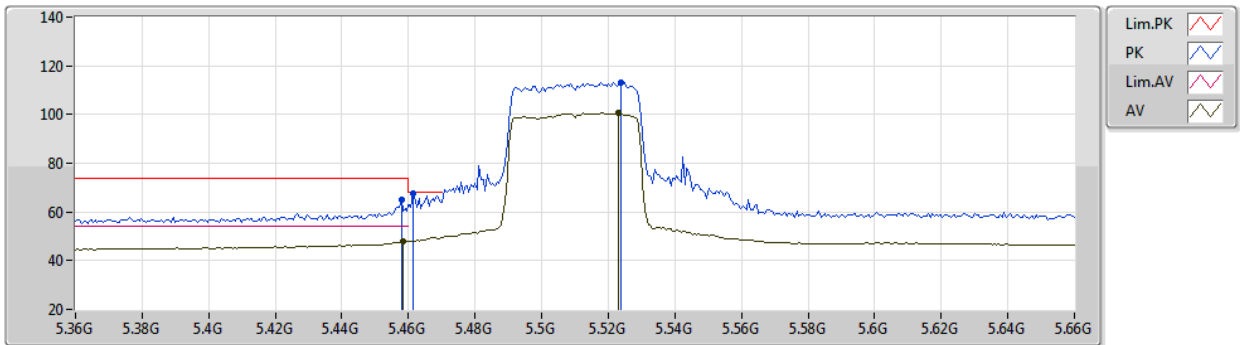


**Band Edge and Fundamental Emissions**

<b>Operating Mode</b>	802.11ax 40MHz / Nss 3 MCS 0 / 3S4T TXBF / Ant. 3 + Ant. 4 + Ant. 5 + Ant. 6 / CH102	<b>Polarization</b>	H
-----------------------	---	---------------------	---

**802.11ax HEW40-BF\_Nss3,(MCS0)\_4TX  
5510MHz\_TX**

08/06/2020



EUT\_Y\_4TX  
Setting 77  
04-E-P-2-10

Type	Freq (Hz)	Level (dBuV/m)	Limit (dBuV/m)	Margin (dB)	Raw (dBuV)	Dist (m)	Condition	Azimuth (°)	Height (m)	Comment	AF (dB)	CL (dB)	PA (dB)
PK	5.4578G	64.78	74.00	-9.22	59.24	3	Horizontal	152	1.68	-	33.67	5.26	33.39
AV	5.4584G	47.92	54.00	-6.08	42.36	3	Horizontal	152	1.68	-	33.68	5.27	33.39
PK	5.4614G	67.60	68.20	-0.60	62.04	3	Horizontal	152	1.68	-	33.68	5.27	33.39
PK	5.5238G	113.17	Inf	-Inf	107.40	3	Horizontal	152	1.68	-	33.85	5.31	33.39
AV	5.5232G	100.60	Inf	-Inf	94.83	3	Horizontal	152	1.68	-	33.85	5.31	33.39

Note 1: Frequencies within 5470~5725 are the fundamental frequencies at 5510MHz  
 Note 2: Measurement receive antenna polarization: H (Horizontal), V (Vertical)

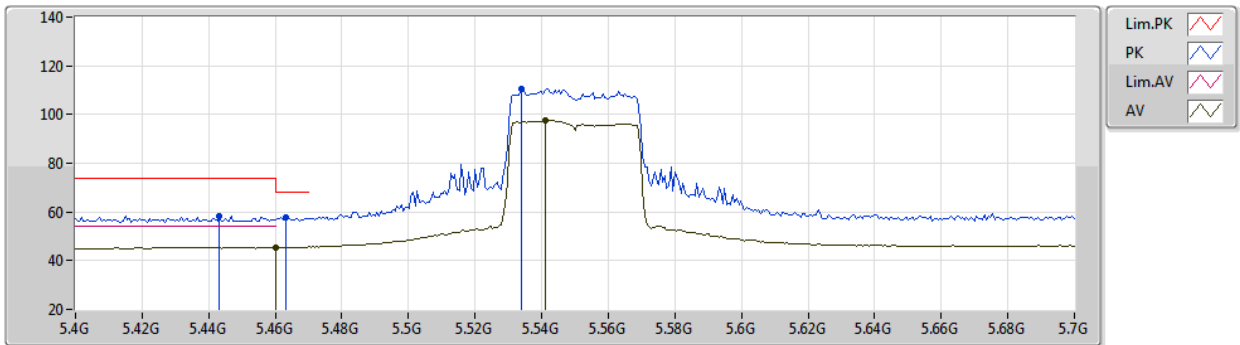


**Band Edge and Fundamental Emissions**

<b>Operating Mode</b>	802.11ax 40MHz / Nss 3 MCS 0 / 3S4T TXBF / Ant. 3 + Ant. 4 + Ant. 5 + Ant. 6 / CH110	<b>Polarization</b>	V
-----------------------	---	---------------------	---

**802.11ax HEW40-BF\_Nss3,(MCS0)\_4TX  
5550MHz\_TX**

08/06/2020



EUT\_Y\_4TX  
Setting 80  
04-E-P-2-10

Type	Freq (Hz)	Level (dBuV/m)	Limit (dBuV/m)	Margin (dB)	Raw (dBuV)	Dist (m)	Condition	Azimuth (°)	Height (m)	Comment	AF (dB)	CL (dB)	PA (dB)
PK	5.4432G	58.18	74.00	-15.82	52.68	3	Vertical	274	2.91	-	33.63	5.26	33.39
PK	5.463G	57.84	68.20	-10.36	52.27	3	Vertical	274	2.91	-	33.69	5.27	33.39
AV	5.46G	45.43	54.00	-8.57	39.87	3	Vertical	274	2.91	-	33.68	5.27	33.39
PK	5.5338G	110.42	Inf	-Inf	104.62	3	Vertical	274	2.91	-	33.87	5.31	33.38
AV	5.541G	97.70	Inf	-Inf	91.88	3	Vertical	274	2.91	-	33.88	5.32	33.38

Note 1: Frequencies within 5470~5725 are the fundamental frequencies at 5550MHz  
 Note 2: Measurement receive antenna polarization: H (Horizontal), V (Vertical)

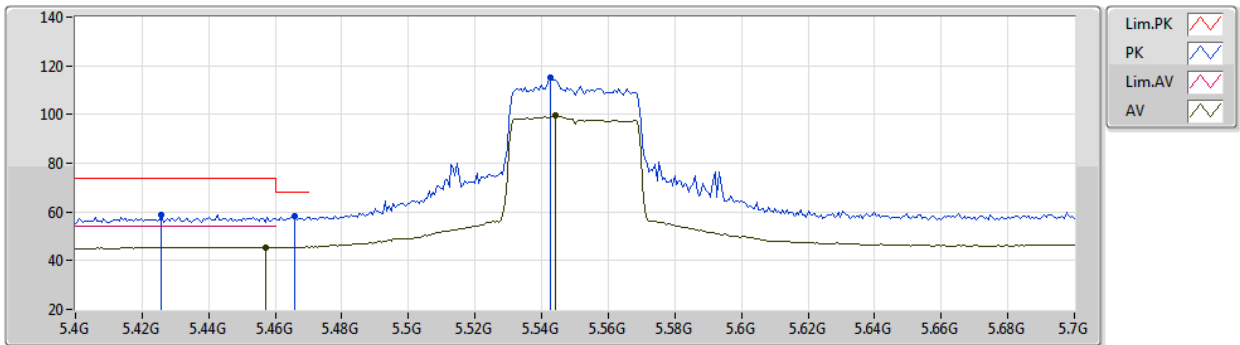


**Band Edge and Fundamental Emissions**

<b>Operating Mode</b>	802.11ax 40MHz / Nss 3 MCS 0 / 3S4T TXBF / Ant. 3 + Ant. 4 + Ant. 5 + Ant. 6 / CH110	<b>Polarization</b>	H
-----------------------	---	---------------------	---

**802.11ax HEW40-BF\_Nss3,(MCS0)\_4TX  
5550MHz\_TX**

08/06/2020



EUT\_Y\_4TX  
Setting 80  
04-E-P-2-10

Type	Freq (Hz)	Level (dBuV/m)	Limit (dBuV/m)	Margin (dB)	Raw (dBuV)	Dist (m)	Condition	Azimuth (°)	Height (m)	Comment	AF (dB)	CL (dB)	PA (dB)
PK	5.4258G	59.02	74.00	-14.98	53.58	3	Horizontal	336	1.80	-	33.58	5.25	33.39
PK	5.466G	58.41	68.20	-9.79	52.83	3	Horizontal	336	1.80	-	33.70	5.27	33.39
AV	5.457G	45.52	54.00	-8.48	39.98	3	Horizontal	336	1.80	-	33.67	5.26	33.39
PK	5.5428G	115.12	Inf	-Inf	109.29	3	Horizontal	336	1.80	-	33.89	5.32	33.38
AV	5.544G	99.56	Inf	-Inf	93.73	3	Horizontal	336	1.80	-	33.89	5.32	33.38

Note 1: Frequencies within 5470~5725 are the fundamental frequencies at 5550MHz  
 Note 2: Measurement receive antenna polarization: H (Horizontal), V (Vertical)

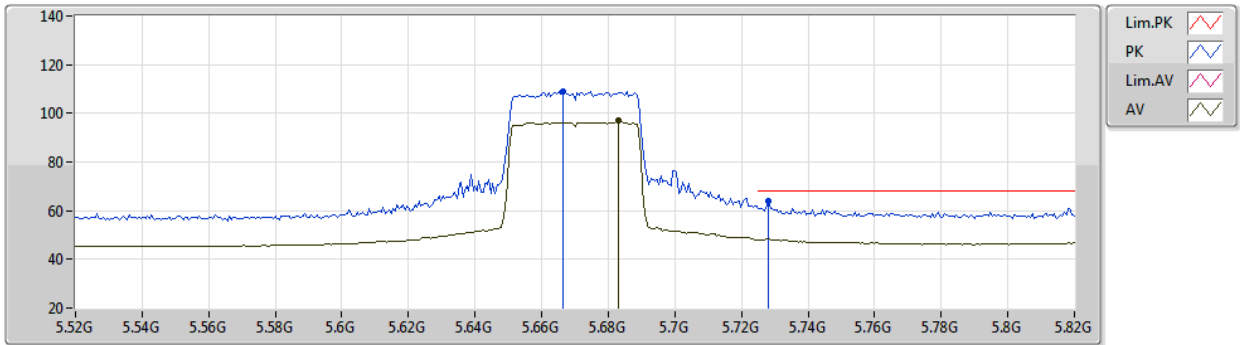


**Band Edge and Fundamental Emissions**

<b>Operating Mode</b>	802.11ax 40MHz / Nss 3 MCS 0 / 3S4T TXBF / Ant. 3 + Ant. 4 + Ant. 5 + Ant. 6 / CH134	<b>Polarization</b>	V
-----------------------	---	---------------------	---

**802.11ax HEW40-BF\_Nss3,(MCS0)\_4TX  
5670MHz\_TX**

08/06/2020



EUT Y\_4TX  
Setting 80  
04-E-P-2-10

Type	Freq (Hz)	Level (dBuV/m)	Limit (dBuV/m)	Margin (dB)	Raw (dBuV)	Dist (m)	Condition	Azimuth (°)	Height (m)	Comment	AF (dB)	CL (dB)	PA (dB)
PK	5.6664G	109.00	Inf	-Inf	102.88	3	Vertical	128	1.80	-	34.07	5.41	33.36
AV	5.6832G	96.86	Inf	-Inf	90.71	3	Vertical	128	1.80	-	34.08	5.43	33.36
PK	5.7282G	63.74	68.20	-4.46	57.47	3	Vertical	128	1.80	-	34.16	5.46	33.35

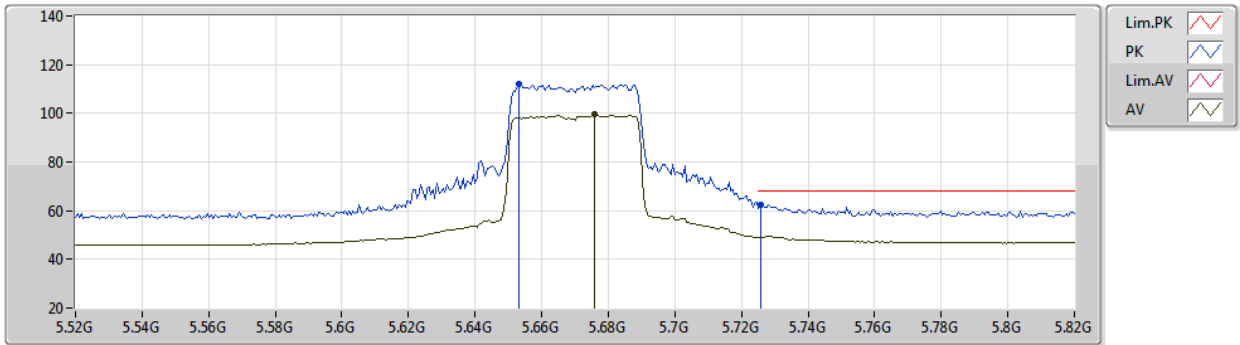
Note 1: Frequencies within 5470~5725 are the fundamental frequencies at 5670MHz  
 Note 2: Measurement receive antenna polarization: H (Horizontal), V (Vertical)



<b>Band Edge and Fundamental Emissions</b>			
<b>Operating Mode</b>	802.11ax 40MHz / Nss 3 MCS 0 / 3S4T TXBF / Ant. 3 + Ant. 4 + Ant. 5 + Ant. 6 / CH134	<b>Polarization</b>	H

**802.11ax HEW40-BF\_Nss3,(MCS0)\_4TX  
5670MHz\_TX**

08/06/2020



EUT\_Y\_4TX  
Setting 80  
04-E-P-2-10

Type	Freq (Hz)	Level (dBuV/m)	Limit (dBuV/m)	Margin (dB)	Raw (dBuV)	Dist (m)	Condition	Azimuth (°)	Height (m)	Comment	AF (dB)	CL (dB)	PA (dB)
PK	5.6532G	112.22	Inf	-Inf	106.13	3	Horizontal	164	1.47	-	34.05	5.40	33.36
AV	5.676G	99.45	Inf	-Inf	93.31	3	Horizontal	164	1.47	-	34.08	5.42	33.36
PK	5.7258G	62.40	68.20	-5.80	56.14	3	Horizontal	164	1.47	-	34.15	5.46	33.35

Note 1: Frequencies within 5470~5725 are the fundamental frequencies at 5670MHz  
 Note 2: Measurement receive antenna polarization: H (Horizontal), V (Vertical)

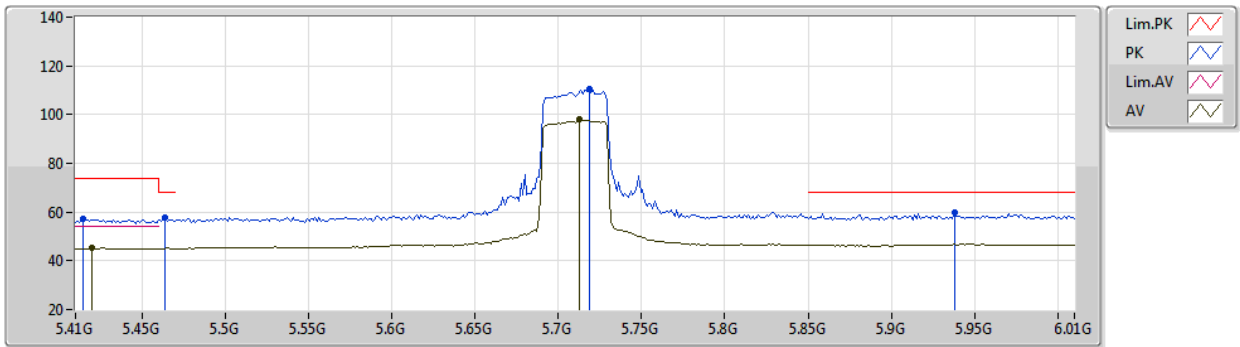


**Band Edge and Fundamental Emissions**

<b>Operating Mode</b>	802.11ax 40MHz / Nss 3 MCS 0 / 3S4T TXBF / Ant. 3 + Ant. 4 + Ant. 5 + Ant. 6 / CH142	<b>Polarization</b>	V
-----------------------	---	---------------------	---

**802.11ax HEW40-BF\_Nss3,(MCS0)\_4TX  
5710MHz Straddle 5.47-5.725GHz\_TX**

08/06/2020



EUT\_Y\_4TX  
Setting 80  
04-E-P-2-10

Type	Freq (Hz)	Level (dBuV/m)	Limit (dBuV/m)	Margin (dB)	Raw (dBuV)	Dist (m)	Condition	Azimuth (°)	Height (m)	Comment	AF (dB)	CL (dB)	PA (dB)
PK	5.4148G	57.49	74.00	-16.51	52.10	3	Vertical	118	1.80	-	33.54	5.24	33.39
AV	5.4196G	45.16	54.00	-8.84	39.75	3	Vertical	118	1.80	-	33.56	5.24	33.39
PK	5.464G	57.65	68.20	-10.55	52.08	3	Vertical	118	1.80	-	33.69	5.27	33.39
PK	5.7184G	110.29	Inf	-Inf	104.06	3	Vertical	118	1.80	-	34.14	5.45	33.36
AV	5.7124G	97.90	Inf	-Inf	91.69	3	Vertical	118	1.80	-	34.12	5.45	33.36
PK	5.938G	59.95	68.20	-8.25	52.60	3	Vertical	118	1.80	-	35.05	5.62	33.32

Note 1: Frequencies within 5470~5725 are the fundamental frequencies at 5710MHz  
 Note 2: Measurement receive antenna polarization: H (Horizontal), V (Vertical)



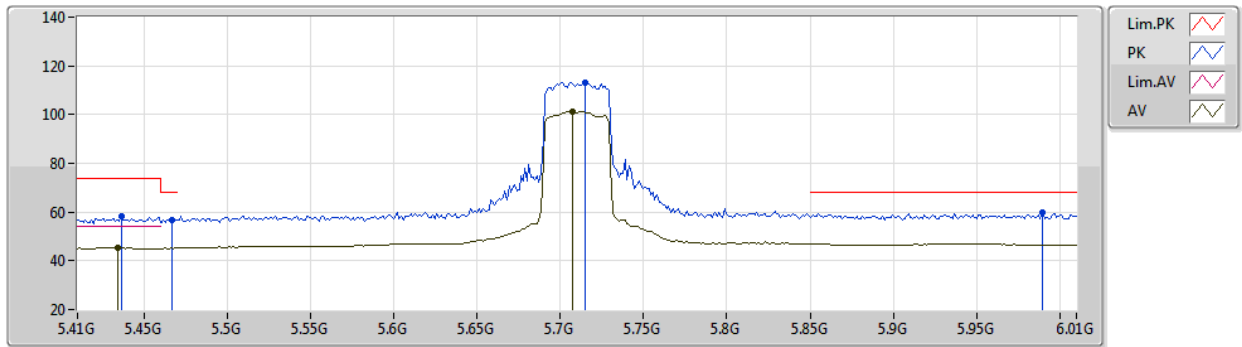


**Band Edge and Fundamental Emissions**

<b>Operating Mode</b>	802.11ax 40MHz / Nss 3 MCS 0 / 3S4T TXBF / Ant. 3 + Ant. 4 + Ant. 5 + Ant. 6 / CH142	<b>Polarization</b>	H
-----------------------	---	---------------------	---

**802.11ax HEW40-BF\_Nss3,(MCS0)\_4TX  
5710MHz Straddle 5.47-5.725GHz\_TX**

08/06/2020



EUT\_Y\_4TX  
Setting 80  
04-E-P-2-10

Type	Freq (Hz)	Level (dBuV/m)	Limit (dBuV/m)	Margin (dB)	Raw (dBuV)	Dist (m)	Condition	Azimuth (°)	Height (m)	Comment	AF (dB)	CL (dB)	PA (dB)
PK	5.4364G	58.45	74.00	-15.55	52.98	3	Horizontal	150	2.21	-	33.61	5.25	33.39
AV	5.434G	45.21	54.00	-8.79	39.75	3	Horizontal	150	2.21	-	33.60	5.25	33.39
PK	5.4664G	56.83	68.20	-11.37	51.25	3	Horizontal	150	2.21	-	33.70	5.27	33.39
PK	5.7148G	113.19	Inf	-Inf	106.97	3	Horizontal	150	2.21	-	34.13	5.45	33.36
AV	5.7076G	101.35	Inf	-Inf	95.14	3	Horizontal	150	2.21	-	34.12	5.45	33.36
PK	5.9896G	59.72	68.20	-8.48	52.12	3	Horizontal	150	2.21	-	35.26	5.65	33.31

Note 1: Frequencies within 5470~5725 are the fundamental frequencies at 5710MHz  
 Note 2: Measurement receive antenna polarization: H (Horizontal), V (Vertical)

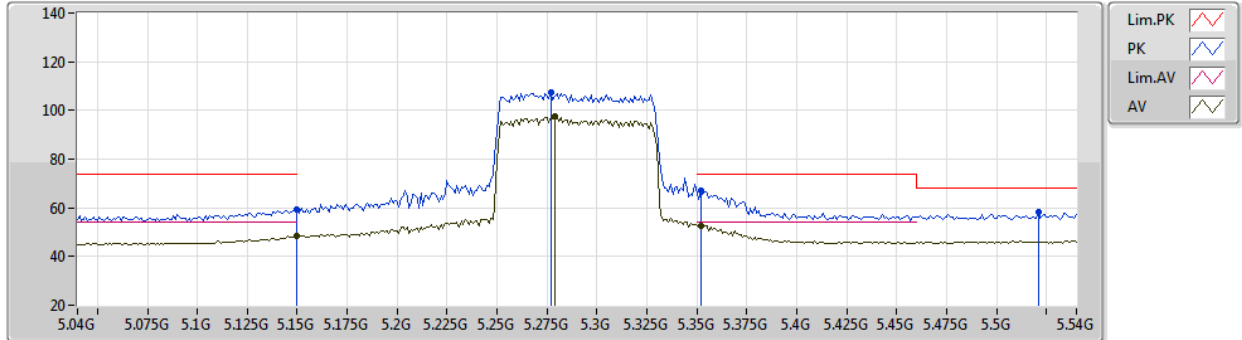


**Band Edge and Fundamental Emissions**

**Operating Mode** 802.11ax 80MHz / Nss 1 MCS 0 / 1S2T CDD / Ant. 1 + Ant. 2 / CH58 **Polarization** V

**802.11ax HEW80\_Nss1,(MCS0)\_2TX  
5290MHz\_TX**

08/06/2020



EUT Y\_2TX  
Setting 76  
04-E-P-2-10

Type	Freq (Hz)	Level (dBuV/m)	Limit (dBuV/m)	Margin (dB)	Raw (dBuV)	Dist (m)	Condition	Azimuth (°)	Height (m)	Comment	AF (dB)	CL (dB)	PA (dB)
PK	5.15G	59.10	74.00	-14.90	54.31	3	Vertical	193	2.91	-	33.05	5.11	33.37
AV	5.15G	48.31	54.00	-5.69	43.52	3	Vertical	193	2.91	-	33.05	5.11	33.37
PK	5.277G	107.54	Inf	-Inf	102.57	3	Vertical	193	2.91	-	33.18	5.17	33.38
AV	5.279G	97.42	Inf	-Inf	92.45	3	Vertical	193	2.91	-	33.18	5.17	33.38
PK	5.352G	66.95	74.00	-7.05	61.77	3	Vertical	193	2.91	-	33.36	5.21	33.39
AV	5.352G	52.83	54.00	-1.17	47.65	3	Vertical	193	2.91	-	33.36	5.21	33.39
PK	5.521G	58.06	68.20	-10.14	52.31	3	Vertical	193	2.91	-	33.84	5.30	33.39

Note 1: Frequencies within 5250~5350 are the fundamental frequencies at 5290MHz  
 Note 2: Measurement receive antenna polarization: H (Horizontal), V (Vertical)

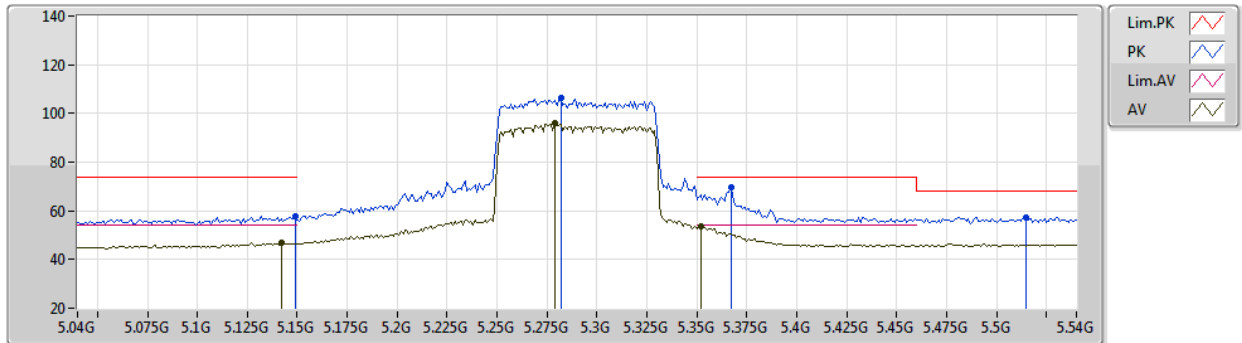


**Band Edge and Fundamental Emissions**

**Operating Mode** 802.11ax 80MHz / Nss 1 MCS 0 / 1S2T CDD / Ant. 1 + Ant. 2 / CH58 **Polarization** H

**802.11ax HEW80\_Nss1,(MCS0)\_2TX  
5290MHz\_TX**

08/06/2020



EUT Y\_2TX  
Setting 76  
04-E-P-2-10

Type	Freq (Hz)	Level (dBuV/m)	Limit (dBuV/m)	Margin (dB)	Raw (dBuV)	Dist (m)	Condition	Azimuth (°)	Height (m)	Comment	AF (dB)	CL (dB)	PA (dB)
PK	5.149G	57.70	74.00	-16.30	52.92	3	Horizontal	233	2.37	-	33.05	5.10	33.37
AV	5.142G	46.70	54.00	-7.30	41.93	3	Horizontal	233	2.37	-	33.04	5.10	33.37
PK	5.282G	106.39	Inf	-Inf	101.42	3	Horizontal	233	2.37	-	33.18	5.17	33.38
AV	5.279G	95.79	Inf	-Inf	90.82	3	Horizontal	233	2.37	-	33.18	5.17	33.38
PK	5.367G	69.40	74.00	-4.60	64.18	3	Horizontal	233	2.37	-	33.40	5.21	33.39
AV	5.352G	53.52	54.00	-0.48	48.34	3	Horizontal	233	2.37	-	33.36	5.21	33.39
PK	5.515G	57.41	68.20	-10.79	51.67	3	Horizontal	233	2.37	-	33.83	5.30	33.39

Note 1: Frequencies within 5250~5350 are the fundamental frequencies at 5290MHz

Note 2: Measurement receive antenna polarization: H (Horizontal), V (Vertical)

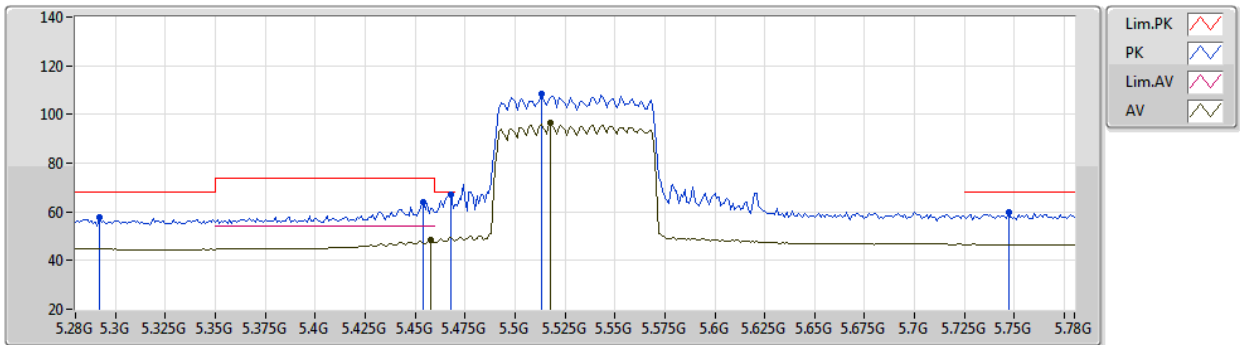


**Band Edge and Fundamental Emissions**

<b>Operating Mode</b>	802.11ax 80MHz / Nss 1 MCS 0 / 1S4T CDD / Ant. 3 + Ant. 4 + Ant. 5 + Ant. 6 / CH106	<b>Polarization</b>	V
-----------------------	--	---------------------	---

**802.11ax HEW80\_Nss1,(MCS0)\_4TX  
5530MHz\_TX**

08/06/2020



EUT Y\_4TX  
Setting 76  
04-K-P-2-10

Type	Freq (Hz)	Level (dBuV/m)	Limit (dBuV/m)	Margin (dB)	Raw (dBuV)	Dist (m)	Condition	Azimuth (°)	Height (m)	Comment	AF (dB)	CL (dB)	PA (dB)
PK	5.292G	57.80	68.20	-10.40	52.81	3	Vertical	268	1.56	-	33.19	5.18	33.38
PK	5.454G	63.93	74.00	-10.07	58.40	3	Vertical	268	1.56	-	33.66	5.26	33.39
AV	5.458G	48.40	54.00	-5.60	42.86	3	Vertical	268	1.56	-	33.67	5.26	33.39
PK	5.468G	67.21	68.20	-0.99	61.63	3	Vertical	268	1.56	-	33.70	5.27	33.39
PK	5.513G	108.52	Inf	-Inf	102.78	3	Vertical	268	1.56	-	33.83	5.30	33.39
AV	5.518G	96.36	Inf	-Inf	90.61	3	Vertical	268	1.56	-	33.84	5.30	33.39
PK	5.747G	59.63	68.20	-8.57	53.32	3	Vertical	268	1.56	-	34.19	5.47	33.35

Note 1: Frequencies within 5470~5725 are the fundamental frequencies at 5530MHz

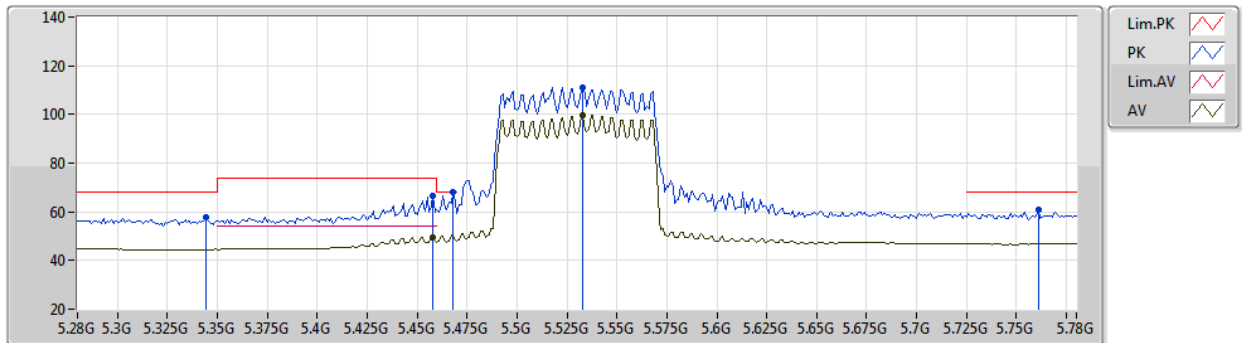
Note 2: Measurement receive antenna polarization: H (Horizontal), V (Vertical)



Band Edge and Fundamental Emissions			
<b>Operating Mode</b>	802.11ax 80MHz / Nss 1 MCS 0 / 1S4T CDD / Ant. 3 + Ant. 4 + Ant. 5 + Ant. 6 / CH106	<b>Polarization</b>	H

**802.11ax HEW80\_Nss1,(MCS0)\_4TX  
5530MHz\_TX**

08/06/2020



EUT Y\_4TX  
Setting 76  
04-K-P-2-10

Type	Freq (Hz)	Level (dBuV/m)	Limit (dBuV/m)	Margin (dB)	Raw (dBuV)	Dist (m)	Condition	Azimuth (°)	Height (m)	Comment	AF (dB)	CL (dB)	PA (dB)
PK	5.344G	57.80	68.20	-10.40	52.65	3	Horizontal	318	2.23	-	33.33	5.20	33.38
PK	5.458G	66.73	74.00	-7.27	61.19	3	Horizontal	318	2.23	-	33.67	5.26	33.39
AV	5.458G	49.57	54.00	-4.43	44.03	3	Horizontal	318	2.23	-	33.67	5.26	33.39
PK	5.468G	68.18	68.20	-0.02	62.60	3	Horizontal	318	2.23	-	33.70	5.27	33.39
PK	5.533G	111.15	Inf	-Inf	105.35	3	Horizontal	318	2.23	-	33.87	5.31	33.38
AV	5.533G	99.77	Inf	-Inf	93.97	3	Horizontal	318	2.23	-	33.87	5.31	33.38
PK	5.761G	60.94	68.20	-7.26	54.59	3	Horizontal	318	2.23	-	34.22	5.48	33.35

Note 1: Frequencies within 5470~5725 are the fundamental frequencies at 5530MHz

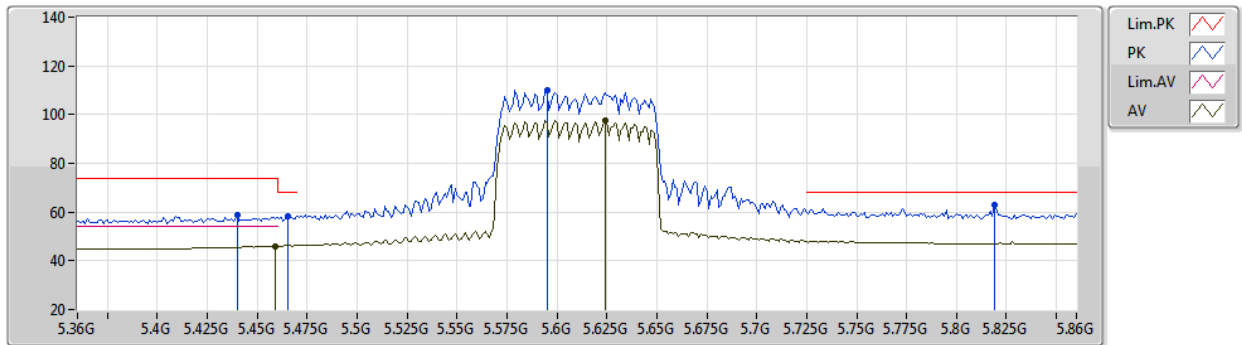
Note 2: Measurement receive antenna polarization: H (Horizontal), V (Vertical)



Band Edge and Fundamental Emissions			
<b>Operating Mode</b>	802.11ax 80MHz / Nss 1 MCS 0 / 1S4T CDD / Ant. 3 + Ant. 4 + Ant. 5 + Ant. 6 / CH122	<b>Polarization</b>	V

**802.11ax HEW80\_Nss1,(MCS0)\_4TX  
5610MHz\_TX**

08/06/2020



EUT\_Y\_4TX  
Setting 80  
04-K-P-2-10

Type	Freq (Hz)	Level (dBuV/m)	Limit (dBuV/m)	Margin (dB)	Raw (dBuV)	Dist (m)	Condition	Azimuth (°)	Height (m)	Comment	AF (dB)	CL (dB)	PA (dB)
PK	5.44G	58.70	74.00	-15.30	53.22	3	Vertical	121	2.08	-	33.62	5.25	33.39
PK	5.465G	58.50	68.20	-9.70	52.92	3	Vertical	121	2.08	-	33.70	5.27	33.39
AV	5.459G	46.07	54.00	-7.93	40.51	3	Vertical	121	2.08	-	33.68	5.27	33.39
PK	5.595G	110.00	Inf	-Inf	104.02	3	Vertical	121	2.08	-	33.99	5.36	33.37
AV	5.624G	97.46	Inf	-Inf	91.43	3	Vertical	121	2.08	-	34.02	5.38	33.37
PK	5.819G	62.74	68.20	-5.46	56.14	3	Vertical	121	2.08	-	34.41	5.53	33.34

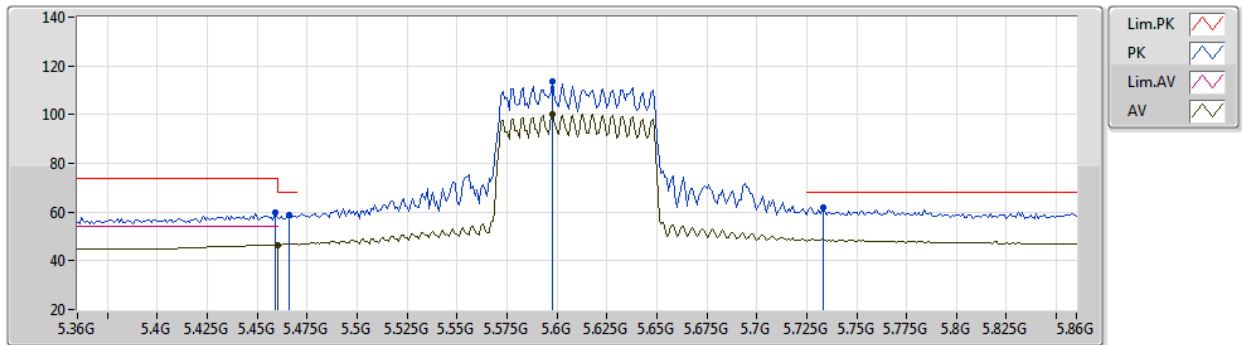
Note 1: Frequencies within 5470~5725 are the fundamental frequencies at 5610MHz  
 Note 2: Measurement receive antenna polarization: H (Horizontal), V (Vertical)



Band Edge and Fundamental Emissions			
<b>Operating Mode</b>	802.11ax 80MHz / Nss 1 MCS 0 / 1S4T CDD / Ant. 3 + Ant. 4 + Ant. 5 + Ant. 6 / CH122	<b>Polarization</b>	H

**802.11ax HEW80\_Nss1,(MCS0)\_4TX  
5610MHz\_TX**

08/06/2020



EUT\_Y\_4TX  
Setting 80  
04-K-P-2-10

Type	Freq (Hz)	Level (dBuV/m)	Limit (dBuV/m)	Margin (dB)	Raw (dBuV)	Dist (m)	Condition	Azimuth (°)	Height (m)	Comment	AF (dB)	CL (dB)	PA (dB)
PK	5.459G	59.87	74.00	-14.13	54.31	3	Horizontal	312	1.80	-	33.68	5.27	33.39
AV	5.46G	46.63	54.00	-7.37	41.07	3	Horizontal	312	1.80	-	33.68	5.27	33.39
PK	5.466G	58.84	68.20	-9.36	53.26	3	Horizontal	312	1.80	-	33.70	5.27	33.39
PK	5.598G	113.47	Inf	-Inf	107.48	3	Horizontal	312	1.80	-	34.00	5.36	33.37
AV	5.598G	100.12	Inf	-Inf	94.13	3	Horizontal	312	1.80	-	34.00	5.36	33.37
PK	5.733G	62.03	68.20	-6.17	55.75	3	Horizontal	312	1.80	-	34.17	5.46	33.35

Note 1: Frequencies within 5470~5725 are the fundamental frequencies at 5610MHz  
 Note 2: Measurement receive antenna polarization: H (Horizontal), V (Vertical)

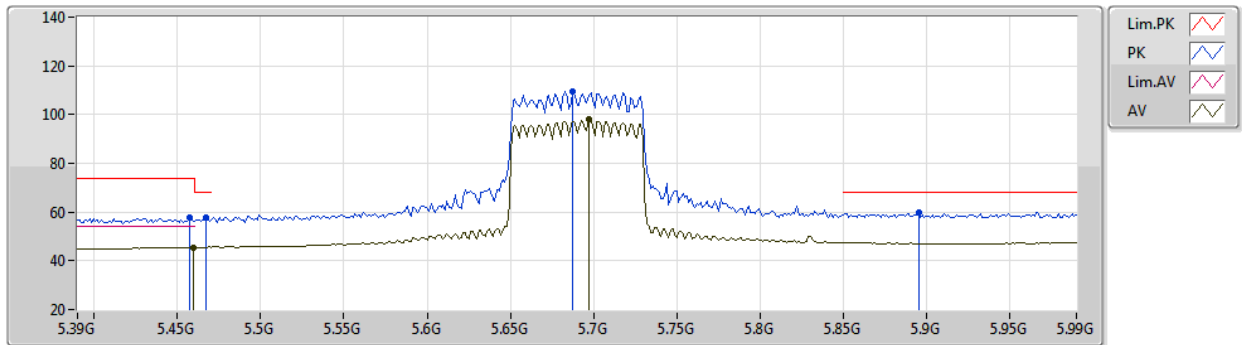


**Band Edge and Fundamental Emissions**

<b>Operating Mode</b>	802.11ax 80MHz / Nss 1 MCS 0 / 1S4T CDD / Ant. 3 + Ant. 4 + Ant. 5 + Ant. 6 / CH138	<b>Polarization</b>	V
-----------------------	---	---------------------	---

**802.11ax HEW80\_Nss1,(MCS0)\_4TX  
5690MHz Straddle 5.47-5.725GHz\_TX**

08/06/2020



EUT\_Y\_4TX  
Setting 80  
04-K-P-2-10

Type	Freq (Hz)	Level (dBuV/m)	Limit (dBuV/m)	Margin (dB)	Raw (dBuV)	Dist (m)	Condition	Azimuth (°)	Height (m)	Comment	AF (dB)	CL (dB)	PA (dB)
PK	5.4572G	57.85	74.00	-16.15	52.31	3	Vertical	99	2.08	-	33.67	5.26	33.39
AV	5.4596G	45.48	54.00	-8.52	39.92	3	Vertical	99	2.08	-	33.68	5.27	33.39
PK	5.4668G	57.64	68.20	-10.56	52.06	3	Vertical	99	2.08	-	33.70	5.27	33.39
PK	5.6876G	109.69	Inf	-Inf	103.53	3	Vertical	99	2.08	-	34.09	5.43	33.36
AV	5.6972G	97.85	Inf	-Inf	91.67	3	Vertical	99	2.08	-	34.10	5.44	33.36
PK	5.8952G	59.61	68.20	-8.59	52.47	3	Vertical	99	2.08	-	34.87	5.59	33.32

Note 1: Frequencies within 5470~5725 are the fundamental frequencies at 5690MHz  
 Note 2: Measurement receive antenna polarization: H (Horizontal), V (Vertical)



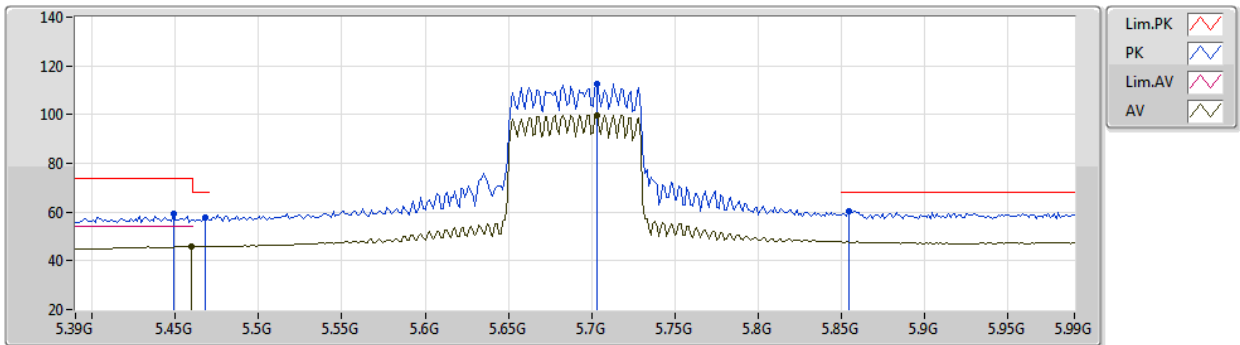


**Band Edge and Fundamental Emissions**

<b>Operating Mode</b>	802.11ax 80MHz / Nss 1 MCS 0 / 1S4T CDD / Ant. 3 + Ant. 4 + Ant. 5 + Ant. 6 / CH138	<b>Polarization</b>	H
-----------------------	---	---------------------	---

**802.11ax HEW80\_Nss1,(MCS0)\_4TX  
5690MHz Straddle 5.47-5.725GHz\_TX**

08/06/2020



EUT\_Y\_4TX  
Setting 80  
04-K-P-2-10

Type	Freq (Hz)	Level (dBuV/m)	Limit (dBuV/m)	Margin (dB)	Raw (dBuV)	Dist (m)	Condition	Azimuth (°)	Height (m)	Comment	AF (dB)	CL (dB)	PA (dB)
PK	5.4488G	59.12	74.00	-14.88	53.60	3	Horizontal	313	1.74	-	33.65	5.26	33.39
PK	5.468G	57.83	68.20	-10.37	52.25	3	Horizontal	313	1.74	-	33.70	5.27	33.39
AV	5.4596G	45.76	54.00	-8.24	40.20	3	Horizontal	313	1.74	-	33.68	5.27	33.39
PK	5.7032G	112.72	Inf	-Inf	106.53	3	Horizontal	313	1.74	-	34.11	5.44	33.36
AV	5.7032G	99.91	Inf	-Inf	93.72	3	Horizontal	313	1.74	-	34.11	5.44	33.36
PK	5.8544G	60.35	68.20	-7.85	53.50	3	Horizontal	313	1.74	-	34.63	5.55	33.33

Note 1: Frequencies within 5470~5725 are the fundamental frequencies at 5690MHz  
 Note 2: Measurement receive antenna polarization: H (Horizontal), V (Vertical)

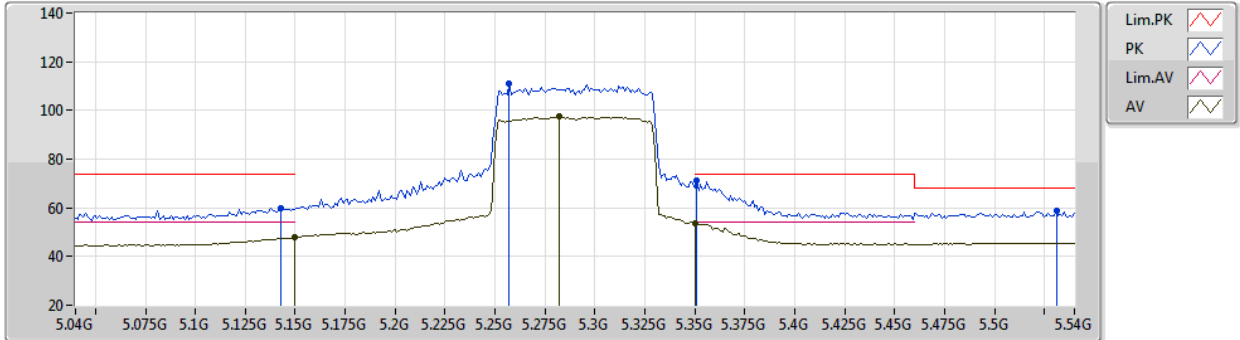


**Band Edge and Fundamental Emissions**

**Operating Mode** 802.11ax 80MHz / Nss 1 MCS 0 / TXBF 1S2T / Ant. 1 + Ant. 2 / CH58 **Polarization** V

**802.11ax HEW80-BF\_Nss1,(MCS0)\_2TX  
5290MHz\_TX**

08/06/2020



EUT Y\_2TX  
Setting 77  
04-E-L-2-10

Type	Freq (Hz)	Level (dBuV/m)	Limit (dBuV/m)	Margin (dB)	Raw (dBuV)	Dist (m)	Condition	Azimuth (°)	Height (m)	Comment	AF (dB)	CL (dB)	PA (dB)
PK	5.143G	59.83	74.00	-14.17	55.06	3	Vertical	184	2.94	-	33.04	5.10	33.37
AV	5.15G	47.81	54.00	-6.19	43.02	3	Vertical	184	2.94	-	33.05	5.11	33.37
PK	5.257G	110.81	Inf	-Inf	105.87	3	Vertical	184	2.94	-	33.16	5.16	33.38
AV	5.282G	97.37	Inf	-Inf	92.40	3	Vertical	184	2.94	-	33.18	5.17	33.38
PK	5.351G	71.00	74.00	-3.00	65.83	3	Vertical	184	2.94	-	33.35	5.21	33.39
AV	5.35G	53.80	54.00	-0.20	48.63	3	Vertical	184	2.94	-	33.35	5.21	33.39
PK	5.531G	58.85	68.20	-9.35	53.06	3	Vertical	184	2.94	-	33.86	5.31	33.38

Note 1: Frequencies within 5250~5350 are the fundamental frequencies at 5290MHz  
 Note 2: Measurement receive antenna polarization: H (Horizontal), V (Vertical)

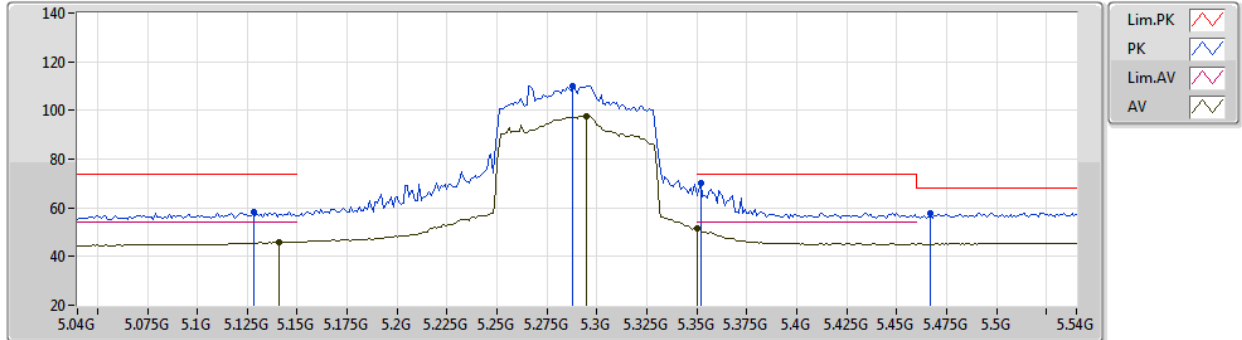


**Band Edge and Fundamental Emissions**

**Operating Mode** | 802.11ax 80MHz / Nss 1 MCS 0 / TXBF 1S2T / Ant. 1 + Ant. 2 / CH58 | **Polarization** | H

**802.11ax HEW80-BF\_Nss1,(MCS0)\_2TX  
5290MHz\_TX**

08/06/2020



EUT Y\_2TX  
Setting 77  
04-E-L-2-10

Type	Freq (Hz)	Level (dBuV/m)	Limit (dBuV/m)	Margin (dB)	Raw (dBuV)	Dist (m)	Condition	Azimuth (°)	Height (m)	Comment	AF (dB)	CL (dB)	PA (dB)
PK	5.128G	58.30	74.00	-15.70	53.55	3	Horizontal	54	1.43	-	33.03	5.09	33.37
AV	5.141G	45.91	54.00	-8.09	41.14	3	Horizontal	54	1.43	-	33.04	5.10	33.37
PK	5.288G	110.17	Inf	-Inf	105.19	3	Horizontal	54	1.43	-	33.19	5.17	33.38
AV	5.295G	97.80	Inf	-Inf	92.80	3	Horizontal	54	1.43	-	33.20	5.18	33.38
PK	5.352G	70.04	74.00	-3.96	64.86	3	Horizontal	54	1.43	-	33.36	5.21	33.39
AV	5.35G	51.35	54.00	-2.65	46.18	3	Horizontal	54	1.43	-	33.35	5.21	33.39
PK	5.467G	57.92	68.20	-10.28	52.34	3	Horizontal	54	1.43	-	33.70	5.27	33.39

Note 1: Frequencies within 5250~5350 are the fundamental frequencies at 5290MHz

Note 2: Measurement receive antenna polarization: H (Horizontal), V (Vertical)



**Band Edge and Fundamental Emissions**

**Operating Mode**

802.11ax 80MHz / Nss 1 MCS 0 / 1S4T TXBF / Ant. 3 + Ant. 4 + Ant. 5  
+ Ant. 6 / CH106

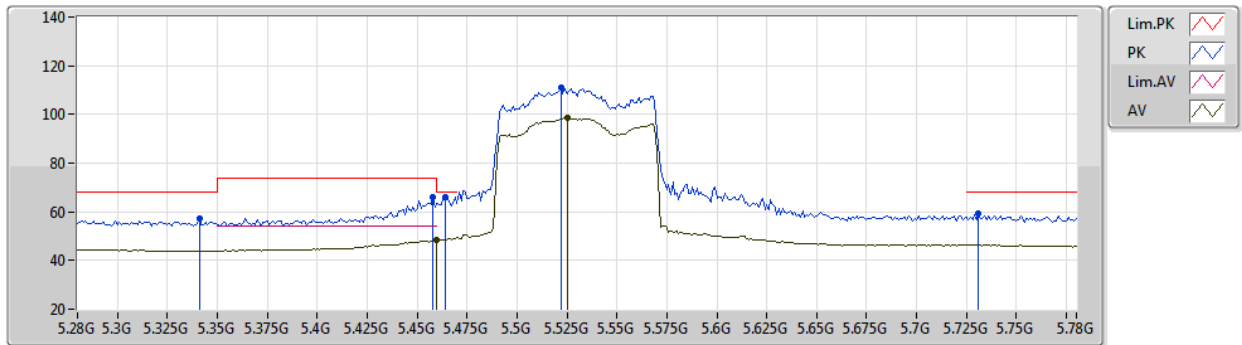
**Polarization**

V

**802.11ax HEW80-BF\_Nss1,(MCS0)\_4TX**

**5530MHz\_TX**

08/06/2020



EUT Y\_4TX  
Setting 79  
04-K-P-2-10

Type	Freq (Hz)	Level (dBuV/m)	Limit (dBuV/m)	Margin (dB)	Raw (dBuV)	Dist (m)	Condition	Azimuth (°)	Height (m)	Comment	AF (dB)	CL (dB)	PA (dB)
PK	5.341G	57.26	68.20	-10.94	52.12	3	Vertical	242	1.79	-	33.32	5.20	33.38
PK	5.458G	66.09	74.00	-7.91	60.55	3	Vertical	242	1.79	-	33.67	5.26	33.39
AV	5.46G	48.37	54.00	-5.63	42.81	3	Vertical	242	1.79	-	33.68	5.27	33.39
PK	5.464G	66.25	68.20	-1.95	60.68	3	Vertical	242	1.79	-	33.69	5.27	33.39
PK	5.522G	111.11	Inf	-Inf	105.35	3	Vertical	242	1.79	-	33.84	5.31	33.39
AV	5.525G	98.67	Inf	-Inf	92.89	3	Vertical	242	1.79	-	33.85	5.31	33.38
PK	5.731G	59.11	68.20	-9.09	52.84	3	Vertical	242	1.79	-	34.16	5.46	33.35

Note 1: Frequencies within 5470~5725 are the fundamental frequencies at 5530MHz

Note 2: Measurement receive antenna polarization: H (Horizontal), V (Vertical)



**Band Edge and Fundamental Emissions**

**Operating Mode**

802.11ax 80MHz / Nss 1 MCS 0 / 1S4T TXBF / Ant. 3 + Ant. 4 + Ant. 5  
+ Ant. 6 / CH106

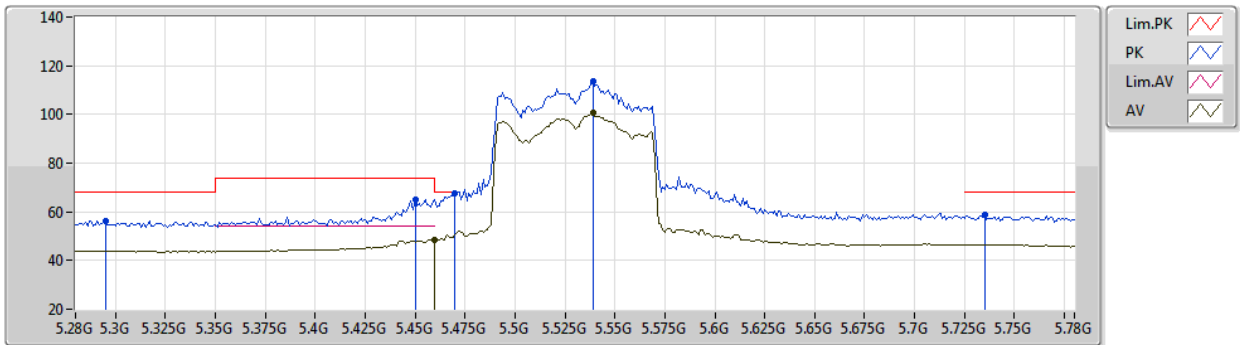
**Polarization**

H

**802.11ax HEW80-BF\_Nss1,(MCS0)\_4TX**

**5530MHz\_TX**

08/06/2020



EUT\_Y\_4TX  
Setting 79  
04-K-P-2-10

Type	Freq (Hz)	Level (dBuV/m)	Limit (dBuV/m)	Margin (dB)	Raw (dBuV)	Dist (m)	Condition	Azimuth (°)	Height (m)	Comment	AF (dB)	CL (dB)	PA (dB)
PK	5.295G	56.29	68.20	-11.91	51.29	3	Horizontal	182	1.54	-	33.20	5.18	33.38
PK	5.45G	64.91	74.00	-9.09	59.39	3	Horizontal	182	1.54	-	33.65	5.26	33.39
AV	5.46G	48.29	54.00	-5.71	42.73	3	Horizontal	182	1.54	-	33.68	5.27	33.39
PK	5.47G	67.72	68.20	-0.48	62.13	3	Horizontal	182	1.54	-	33.71	5.27	33.39
PK	5.539G	113.48	Inf	-Inf	107.66	3	Horizontal	182	1.54	-	33.88	5.32	33.38
AV	5.539G	100.45	Inf	-Inf	94.63	3	Horizontal	182	1.54	-	33.88	5.32	33.38
PK	5.735G	58.75	68.20	-9.45	52.47	3	Horizontal	182	1.54	-	34.17	5.46	33.35

Note 1: Frequencies within 5470~5725 are the fundamental frequencies at 5530MHz

Note 2: Measurement receive antenna polarization: H (Horizontal), V (Vertical)



**Band Edge and Fundamental Emissions**

**Operating Mode**

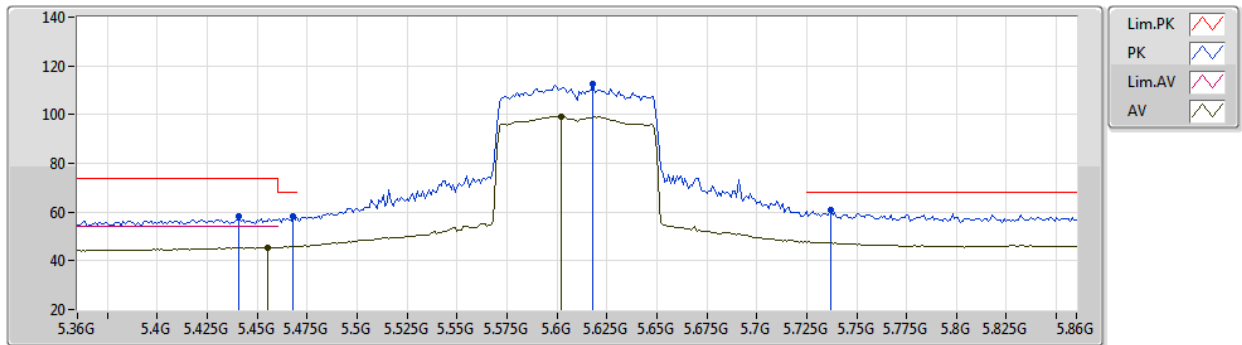
802.11ax 80MHz / Nss 1 MCS 0 / 1S4T TXBF / Ant. 3 + Ant. 4 + Ant. 5  
+ Ant. 6 / CH122

**Polarization**

V

**802.11ax HEW80-BF\_Nss1,(MCS0)\_4TX  
5610MHz\_TX**

08/06/2020



EUT\_Y\_4TX  
Setting 80  
04-K-P-2-10

Type	Freq (Hz)	Level (dBuV/m)	Limit (dBuV/m)	Margin (dB)	Raw (dBuV)	Dist (m)	Condition	Azimuth (°)	Height (m)	Comment	AF (dB)	CL (dB)	PA (dB)
PK	5.441G	58.28	74.00	-15.72	52.80	3	Vertical	276	2.52	-	33.62	5.25	33.39
PK	5.468G	58.19	68.20	-10.01	52.61	3	Vertical	276	2.52	-	33.70	5.27	33.39
AV	5.455G	45.58	54.00	-8.42	40.05	3	Vertical	276	2.52	-	33.66	5.26	33.39
PK	5.618G	112.46	Inf	-Inf	106.44	3	Vertical	276	2.52	-	34.02	5.37	33.37
AV	5.602G	99.22	Inf	-Inf	93.23	3	Vertical	276	2.52	-	34.00	5.36	33.37
PK	5.737G	60.87	68.20	-7.33	54.58	3	Vertical	276	2.52	-	34.17	5.47	33.35

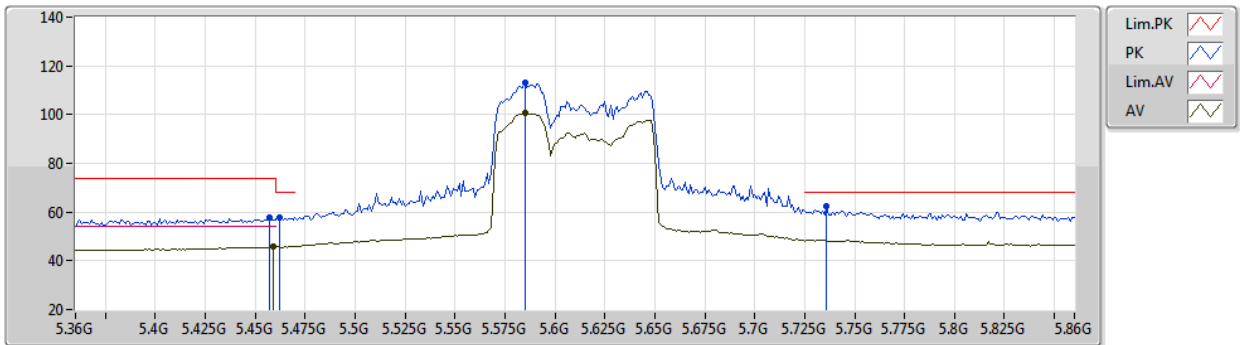
Note 1: Frequencies within 5470~5725 are the fundamental frequencies at 5610MHz  
Note 2: Measurement receive antenna polarization: H (Horizontal), V (Vertical)



Band Edge and Fundamental Emissions			
<b>Operating Mode</b>	802.11ax 80MHz / Nss 1 MCS 0 / 1S4T TXBF / Ant. 3 + Ant. 4 + Ant. 5 + Ant. 6 / CH122	<b>Polarization</b>	H

**802.11ax HEW80-BF\_Nss1,(MCS0)\_4TX  
5610MHz\_TX**

08/06/2020



EUT\_Y\_4TX  
Setting 80  
04-K-P-2-10

Type	Freq (Hz)	Level (dBuV/m)	Limit (dBuV/m)	Margin (dB)	Raw (dBuV)	Dist (m)	Condition	Azimuth (°)	Height (m)	Comment	AF (dB)	CL (dB)	PA (dB)
PK	5.457G	57.64	74.00	-16.36	52.10	3	Horizontal	173	2.08	-	33.67	5.26	33.39
AV	5.459G	45.65	54.00	-8.35	40.09	3	Horizontal	173	2.08	-	33.68	5.27	33.39
PK	5.462G	57.62	68.20	-10.58	52.05	3	Horizontal	173	2.08	-	33.69	5.27	33.39
PK	5.585G	112.89	Inf	-Inf	106.94	3	Horizontal	173	2.08	-	33.97	5.35	33.37
AV	5.585G	100.86	Inf	-Inf	94.91	3	Horizontal	173	2.08	-	33.97	5.35	33.37
PK	5.736G	62.32	68.20	-5.88	56.03	3	Horizontal	173	2.08	-	34.17	5.47	33.35

Note 1: Frequencies within 5470~5725 are the fundamental frequencies at 5610MHz  
 Note 2: Measurement receive antenna polarization: H (Horizontal), V (Vertical)



**Band Edge and Fundamental Emissions**

**Operating Mode**

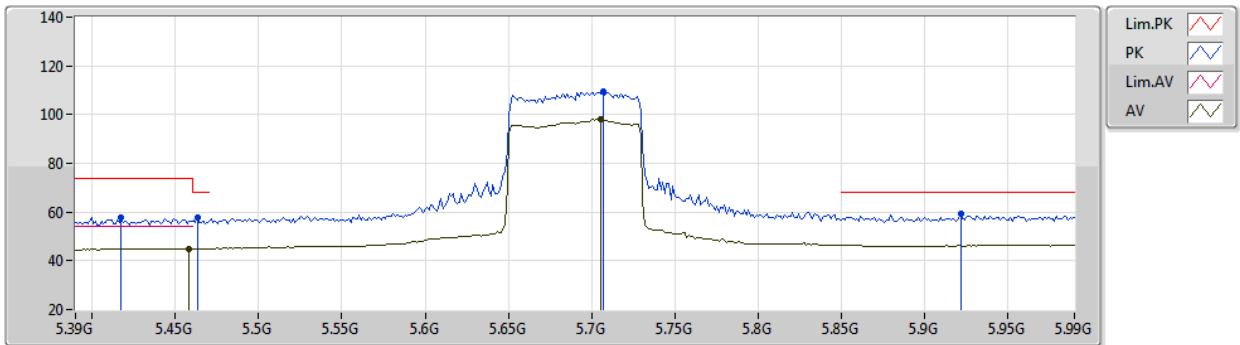
802.11ax 80MHz / Nss 1 MCS 0 / 1S4T TXBF / Ant. 3 + Ant. 4 + Ant. 5  
+ Ant. 6 / CH138

**Polarization**

V

**802.11ax HEW80-BF\_Nss1,(MCS0)\_4TX  
5690MHz Straddle 5.47-5.725GHz\_TX**

08/06/2020



EUT\_Y\_4TX  
Setting 80  
04-K-P-2-10

Type	Freq (Hz)	Level (dBuV/m)	Limit (dBuV/m)	Margin (dB)	Raw (dBuV)	Dist (m)	Condition	Azimuth (°)	Height (m)	Comment	AF (dB)	CL (dB)	PA (dB)
PK	5.4176G	57.83	74.00	-16.17	52.43	3	Vertical	212	1.73	-	33.55	5.24	33.39
PK	5.4632G	57.52	68.20	-10.68	51.95	3	Vertical	212	1.73	-	33.69	5.27	33.39
AV	5.4584G	45.01	54.00	-8.99	39.45	3	Vertical	212	1.73	-	33.68	5.27	33.39
PK	5.7068G	109.60	Inf	-Inf	103.41	3	Vertical	212	1.73	-	34.11	5.44	33.36
AV	5.7056G	98.03	Inf	-Inf	91.84	3	Vertical	212	1.73	-	34.11	5.44	33.36
PK	5.9216G	59.29	68.20	-8.91	52.01	3	Vertical	212	1.73	-	34.99	5.61	33.32

Note 1: Frequencies within 5470~5725 are the fundamental frequencies at 5690MHz

Note 2: Measurement receive antenna polarization: H (Horizontal), V (Vertical)



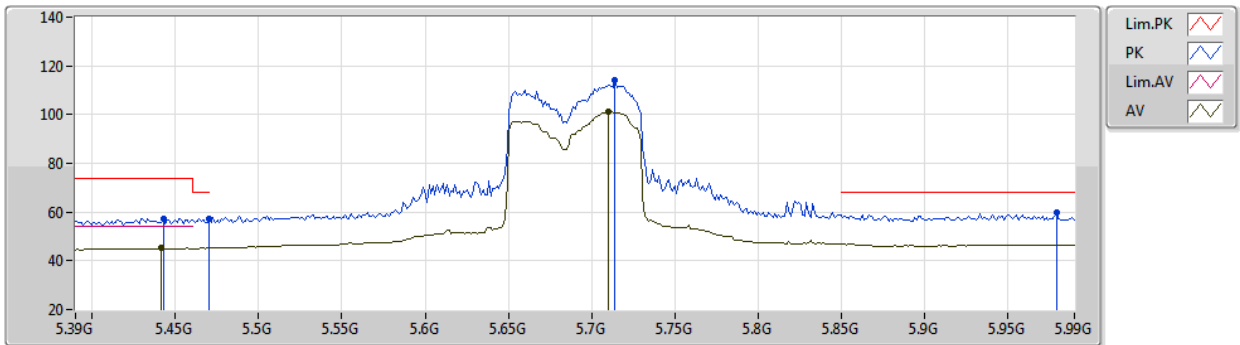


**Band Edge and Fundamental Emissions**

<b>Operating Mode</b>	802.11ax 80MHz / Nss 1 MCS 0 / 1S4T TXBF / Ant. 3 + Ant. 4 + Ant. 5 + Ant. 6 / CH138	<b>Polarization</b>	H
-----------------------	--	---------------------	---

**802.11ax HEW80-BF\_Nss1,(MCS0)\_4TX  
5690MHz Straddle 5.47-5.725GHz\_TX**

08/06/2020



EUT\_Y\_4TX  
Setting 80  
04-K-P-2-10

Type	Freq (Hz)	Level (dBuV/m)	Limit (dBuV/m)	Margin (dB)	Raw (dBuV)	Dist (m)	Condition	Azimuth (°)	Height (m)	Comment	AF (dB)	CL (dB)	PA (dB)
PK	5.4428G	57.37	74.00	-16.63	51.87	3	Horizontal	348	2.78	-	33.63	5.26	33.39
AV	5.4416G	45.11	54.00	-8.89	39.63	3	Horizontal	348	2.78	-	33.62	5.25	33.39
PK	5.47G	57.42	68.20	-10.78	51.83	3	Horizontal	348	2.78	-	33.71	5.27	33.39
PK	5.714G	114.22	Inf	-Inf	108.00	3	Horizontal	348	2.78	-	34.13	5.45	33.36
AV	5.7104G	101.24	Inf	-Inf	95.03	3	Horizontal	348	2.78	-	34.12	5.45	33.36
PK	5.9792G	59.90	68.20	-8.30	52.34	3	Horizontal	348	2.78	-	35.22	5.65	33.31

Note 1: Frequencies within 5470~5725 are the fundamental frequencies at 5690MHz  
 Note 2: Measurement receive antenna polarization: H (Horizontal), V (Vertical)

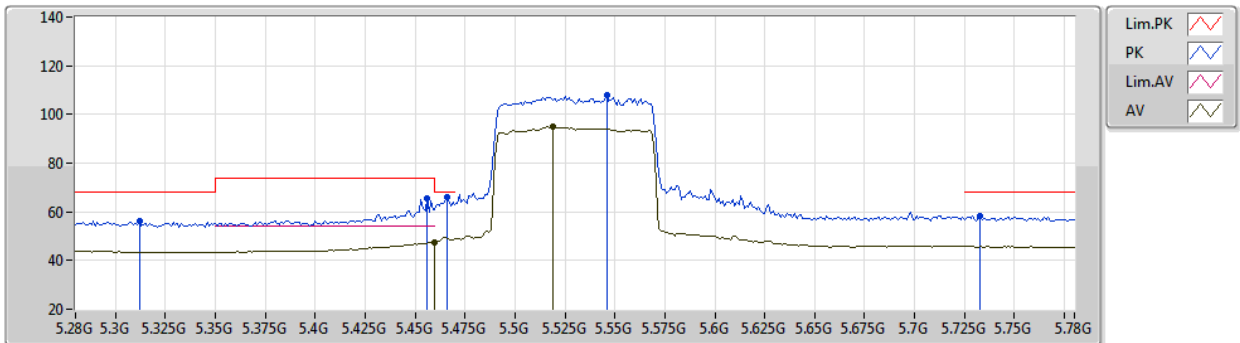


**Band Edge and Fundamental Emissions**

<b>Operating Mode</b>	802.11ax 80MHz / Nss 2 MCS 0 / 2S4T TXBF / Ant. 3 + Ant. 4 + Ant. 5 + Ant. 6 / CH106	<b>Polarization</b>	V
-----------------------	---	---------------------	---

**802.11ax HEW80-BF\_Nss2,(MCS0)\_4TX  
5530MHz\_TX**

08/06/2020



EUT\_Y\_4TX  
Setting 80  
04-E-P-2-10

Type	Freq (Hz)	Level (dBuV/m)	Limit (dBuV/m)	Margin (dB)	Raw (dBuV)	Dist (m)	Condition	Azimuth (°)	Height (m)	Comment	AF (dB)	CL (dB)	PA (dB)
PK	5.312G	56.24	68.20	-11.96	51.19	3	Vertical	275	1.80	-	33.24	5.19	33.38
PK	5.456G	65.30	74.00	-8.70	59.76	3	Vertical	275	1.80	-	33.67	5.26	33.39
AV	5.46G	47.54	54.00	-6.46	41.98	3	Vertical	275	1.80	-	33.68	5.27	33.39
PK	5.466G	65.85	68.20	-2.35	60.27	3	Vertical	275	1.80	-	33.70	5.27	33.39
PK	5.546G	107.83	Inf	-Inf	102.00	3	Vertical	275	1.80	-	33.89	5.32	33.38
AV	5.519G	95.05	Inf	-Inf	89.30	3	Vertical	275	1.80	-	33.84	5.30	33.39
PK	5.733G	58.22	68.20	-9.98	51.94	3	Vertical	275	1.80	-	34.17	5.46	33.35

Note 1: Frequencies within 5470~5725 are the fundamental frequencies at 5530MHz

Note 2: Measurement receive antenna polarization: H (Horizontal), V (Vertical)

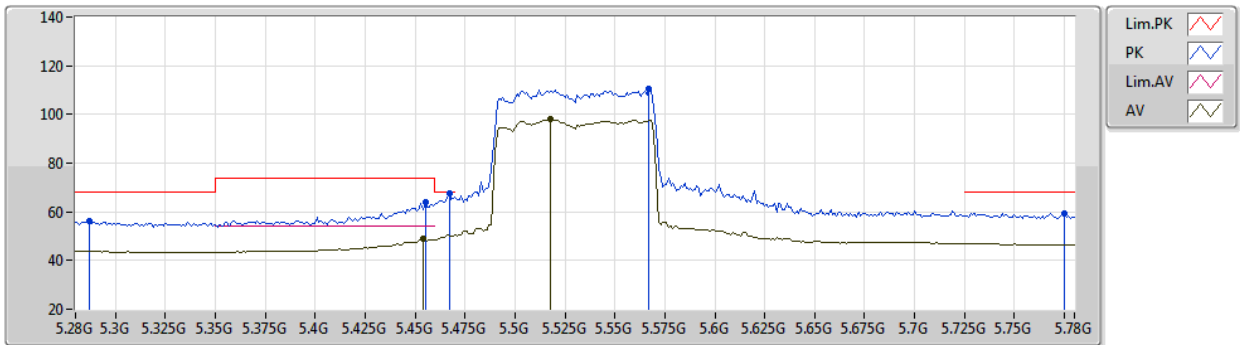


**Band Edge and Fundamental Emissions**

<b>Operating Mode</b>	802.11ax 80MHz / Nss 2 MCS 0 / 2S4T TXBF / Ant. 3 + Ant. 4 + Ant. 5 + Ant. 6 / CH106	<b>Polarization</b>	H
-----------------------	---	---------------------	---

**802.11ax HEW80-BF\_Nss2,(MCS0)\_4TX  
5530MHz\_TX**

08/06/2020



EUT\_Y\_4TX  
Setting 80  
04-E-P-2-10

Type	Freq (Hz)	Level (dBuV/m)	Limit (dBuV/m)	Margin (dB)	Raw (dBuV)	Dist (m)	Condition	Azimuth (°)	Height (m)	Comment	AF (dB)	CL (dB)	PA (dB)
PK	5.287G	55.97	68.20	-12.23	50.99	3	Horizontal	148	2.31	-	33.19	5.17	33.38
PK	5.455G	63.85	74.00	-10.15	58.32	3	Horizontal	148	2.31	-	33.66	5.26	33.39
AV	5.454G	48.81	54.00	-5.19	43.28	3	Horizontal	148	2.31	-	33.66	5.26	33.39
PK	5.467G	67.51	68.20	-0.69	61.93	3	Horizontal	148	2.31	-	33.70	5.27	33.39
PK	5.567G	110.65	Inf	-Inf	104.76	3	Horizontal	148	2.31	-	33.93	5.34	33.38
AV	5.518G	98.01	Inf	-Inf	92.26	3	Horizontal	148	2.31	-	33.84	5.30	33.39
PK	5.775G	59.39	68.20	-8.81	52.99	3	Horizontal	148	2.31	-	34.25	5.49	33.34

Note 1: Frequencies within 5470~5725 are the fundamental frequencies at 5530MHz

Note 2: Measurement receive antenna polarization: H (Horizontal), V (Vertical)

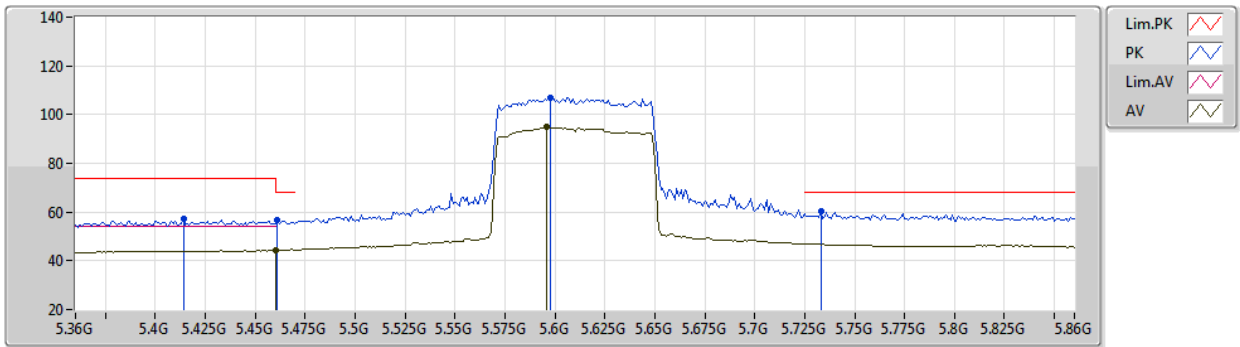


**Band Edge and Fundamental Emissions**

<b>Operating Mode</b>	802.11ax 80MHz / Nss 2 MCS 0 / 2S4T TXBF / Ant. 3 + Ant. 4 + Ant. 5 + Ant. 6 / CH122	<b>Polarization</b>	V
-----------------------	--	---------------------	---

**802.11ax HEW80-BF\_Nss2,(MCS0)\_4TX  
5610MHz\_TX**

08/06/2020



EUT\_Y\_4TX  
Setting 80  
04-E-P-2-10

Type	Freq (Hz)	Level (dBuV/m)	Limit (dBuV/m)	Margin (dB)	Raw (dBuV)	Dist (m)	Condition	Azimuth (°)	Height (m)	Comment	AF (dB)	CL (dB)	PA (dB)
PK	5.414G	57.31	74.00	-16.69	51.92	3	Vertical	119	2.29	-	33.54	5.24	33.39
PK	5.461G	56.88	68.20	-11.32	51.32	3	Vertical	119	2.29	-	33.68	5.27	33.39
AV	5.46G	44.25	54.00	-9.75	38.69	3	Vertical	119	2.29	-	33.68	5.27	33.39
PK	5.598G	107.02	Inf	-Inf	101.03	3	Vertical	119	2.29	-	34.00	5.36	33.37
AV	5.596G	94.80	Inf	-Inf	88.82	3	Vertical	119	2.29	-	33.99	5.36	33.37
PK	5.733G	60.17	68.20	-8.03	53.89	3	Vertical	119	2.29	-	34.17	5.46	33.35

Note 1: Frequencies within 5470~5725 are the fundamental frequencies at 5610MHz  
 Note 2: Measurement receive antenna polarization: H (Horizontal), V (Vertical)

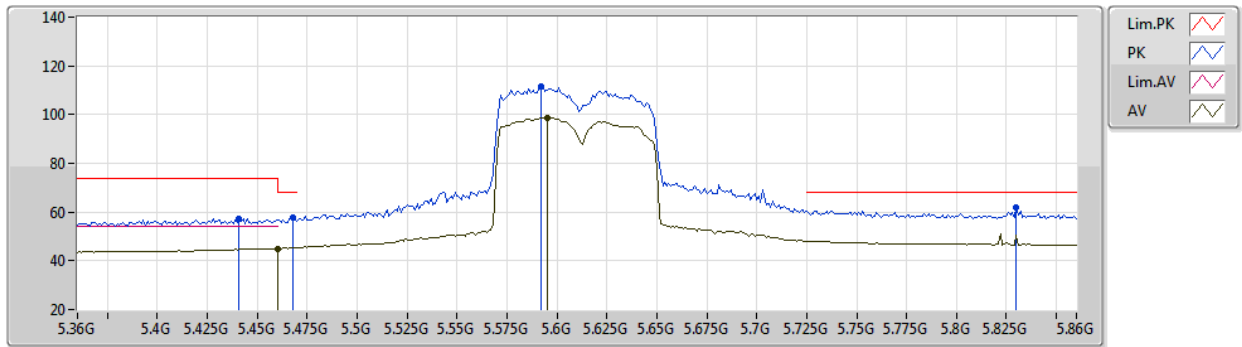


**Band Edge and Fundamental Emissions**

<b>Operating Mode</b>	802.11ax 80MHz / Nss 2 MCS 0 / 2S4T TXBF / Ant. 3 + Ant. 4 + Ant. 5 + Ant. 6 / CH122	<b>Polarization</b>	H
-----------------------	--	---------------------	---

**802.11ax HEW80-BF\_Nss2,(MCS0)\_4TX  
5610MHz\_TX**

08/06/2020



EUT\_Y\_4TX  
Setting 80  
04-E-P-2-10

Type	Freq (Hz)	Level (dBuV/m)	Limit (dBuV/m)	Margin (dB)	Raw (dBuV)	Dist (m)	Condition	Azimuth (°)	Height (m)	Comment	AF (dB)	CL (dB)	PA (dB)
PK	5.441G	57.46	74.00	-16.54	51.98	3	Horizontal	152	1.57	-	33.62	5.25	33.39
PK	5.468G	57.60	68.20	-10.60	52.02	3	Horizontal	152	1.57	-	33.70	5.27	33.39
AV	5.46G	45.08	54.00	-8.92	39.52	3	Horizontal	152	1.57	-	33.68	5.27	33.39
PK	5.592G	111.47	Inf	-Inf	105.51	3	Horizontal	152	1.57	-	33.98	5.35	33.37
AV	5.595G	98.78	Inf	-Inf	92.80	3	Horizontal	152	1.57	-	33.99	5.36	33.37
PK	5.83G	61.64	68.20	-6.56	54.96	3	Horizontal	152	1.57	-	34.48	5.53	33.33

Note 1: Frequencies within 5470~5725 are the fundamental frequencies at 5610MHz  
 Note 2: Measurement receive antenna polarization: H (Horizontal), V (Vertical)



**Band Edge and Fundamental Emissions**

**Operating Mode**

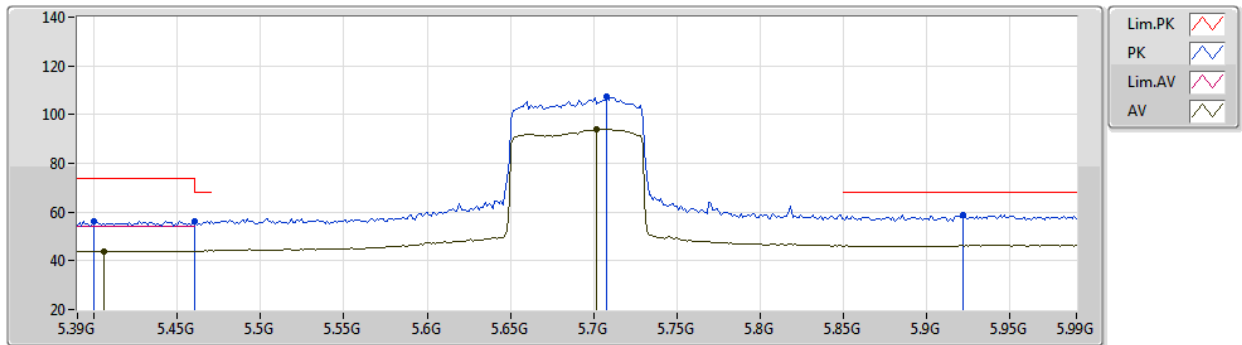
802.11ax 80MHz / Nss 2 MCS 0 / 2S4T TXBF / Ant. 3 + Ant. 4 + Ant. 5  
+ Ant. 6 / CH138

**Polarization**

V

**802.11ax HEW80-BF\_Nss2,(MCS0)\_4TX  
5690MHz Straddle 5.47-5.725GHz\_TX**

08/06/2020



EUT\_Y\_4TX  
Setting 80  
04-E-P-2-10

Type	Freq (Hz)	Level (dBuV/m)	Limit (dBuV/m)	Margin (dB)	Raw (dBuV)	Dist (m)	Condition	Azimuth (°)	Height (m)	Comment	AF (dB)	CL (dB)	PA (dB)
PK	5.3996G	56.44	74.00	-17.56	51.10	3	Vertical	126	1.80	-	33.50	5.23	33.39
AV	5.4056G	43.96	54.00	-10.04	38.60	3	Vertical	126	1.80	-	33.52	5.23	33.39
PK	5.46G	56.40	68.20	-11.80	50.84	3	Vertical	126	1.80	-	33.68	5.27	33.39
PK	5.708G	107.39	Inf	-Inf	101.18	3	Vertical	126	1.80	-	34.12	5.45	33.36
AV	5.702G	94.11	Inf	-Inf	87.93	3	Vertical	126	1.80	-	34.10	5.44	33.36
PK	5.9216G	58.85	68.20	-9.35	51.57	3	Vertical	126	1.80	-	34.99	5.61	33.32

Note 1: Frequencies within 5470~5725 are the fundamental frequencies at 5690MHz

Note 2: Measurement receive antenna polarization: H (Horizontal), V (Vertical)

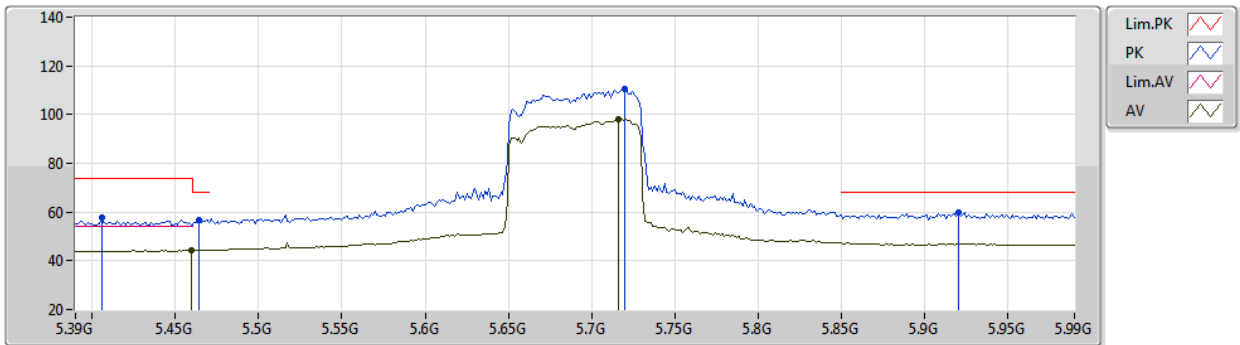


**Band Edge and Fundamental Emissions**

<b>Operating Mode</b>	802.11ax 80MHz / Nss 2 MCS 0 / 2S4T TXBF / Ant. 3 + Ant. 4 + Ant. 5 + Ant. 6 / CH138	<b>Polarization</b>	H
-----------------------	--	---------------------	---

**802.11ax HEW80-BF\_Nss2,(MCS0)\_4TX  
5690MHz Straddle 5.47-5.725GHz\_TX**

08/06/2020



EUT\_Y\_4TX  
Setting 80  
04-E-P-2-10

Type	Freq (Hz)	Level (dBuV/m)	Limit (dBuV/m)	Margin (dB)	Raw (dBuV)	Dist (m)	Condition	Azimuth (°)	Height (m)	Comment	AF (dB)	CL (dB)	PA (dB)
PK	5.4056G	57.56	74.00	-16.44	52.20	3	Horizontal	154	1.70	-	33.52	5.23	33.39
PK	5.4644G	56.65	68.20	-11.55	51.08	3	Horizontal	154	1.70	-	33.69	5.27	33.39
AV	5.4596G	44.31	54.00	-9.69	38.75	3	Horizontal	154	1.70	-	33.68	5.27	33.39
PK	5.72G	110.58	Inf	-Inf	104.35	3	Horizontal	154	1.70	-	34.14	5.45	33.36
AV	5.7164G	98.10	Inf	-Inf	91.88	3	Horizontal	154	1.70	-	34.13	5.45	33.36
PK	5.9204G	59.81	68.20	-8.39	52.55	3	Horizontal	154	1.70	-	34.98	5.60	33.32

Note 1: Frequencies within 5470~5725 are the fundamental frequencies at 5690MHz  
 Note 2: Measurement receive antenna polarization: H (Horizontal), V (Vertical)

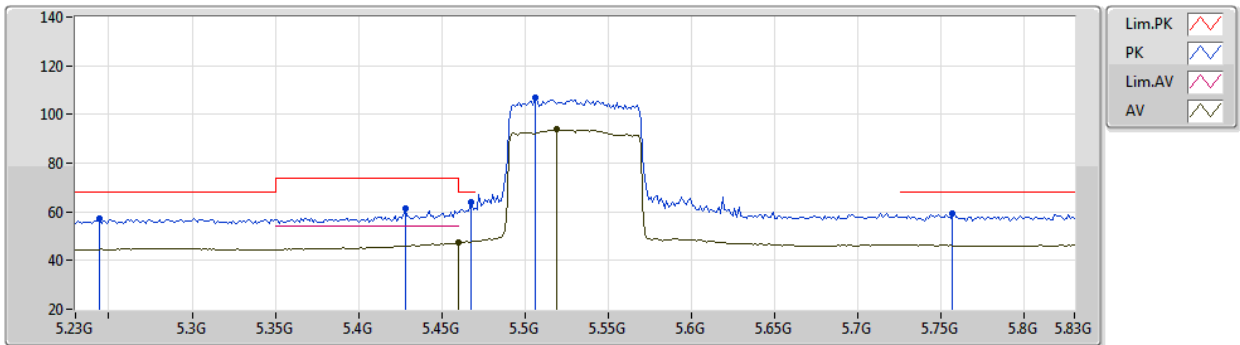


**Band Edge and Fundamental Emissions**

<b>Operating Mode</b>	802.11ax 80MHz / Nss 3 MCS 0 / 3S4T TXBF / Ant. 3 + Ant. 4 + Ant. 5 + Ant. 6 / CH106	<b>Polarization</b>	V
-----------------------	---	---------------------	---

**802.11ax HEW80-BF\_Nss3,(MCS0)\_4TX  
5530MHz\_TX**

08/06/2020



EUT Y\_4TX  
Setting 76  
04-E-P-2-10

Type	Freq (Hz)	Level (dBuV/m)	Limit (dBuV/m)	Margin (dB)	Raw (dBuV)	Dist (m)	Condition	Azimuth (°)	Height (m)	Comment	AF (dB)	CL (dB)	PA (dB)
PK	5.2444G	57.24	68.20	-10.96	52.33	3	Vertical	272	1.80	-	33.14	5.15	33.38
PK	5.428G	61.18	74.00	-12.82	55.74	3	Vertical	272	1.80	-	33.58	5.25	33.39
PK	5.4676G	64.11	68.20	-4.09	58.53	3	Vertical	272	1.80	-	33.70	5.27	33.39
AV	5.46G	47.18	54.00	-6.82	41.62	3	Vertical	272	1.80	-	33.68	5.27	33.39
PK	5.506G	106.68	Inf	-Inf	100.97	3	Vertical	272	1.80	-	33.81	5.29	33.39
AV	5.5192G	93.77	Inf	-Inf	88.02	3	Vertical	272	1.80	-	33.84	5.30	33.39
PK	5.7568G	59.34	68.20	-8.86	53.00	3	Vertical	272	1.80	-	34.21	5.48	33.35

Note 1: Frequencies within 5470~5725 are the fundamental frequencies at 5530MHz

Note 2: Measurement receive antenna polarization: H (Horizontal), V (Vertical)



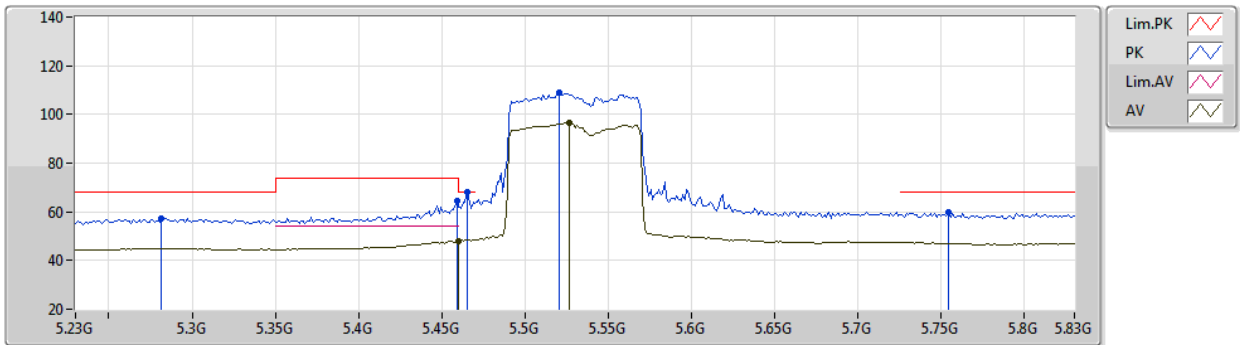


**Band Edge and Fundamental Emissions**

<b>Operating Mode</b>	802.11ax 80MHz / Nss 3 MCS 0 / 3S4T TXBF / Ant. 3 + Ant. 4 + Ant. 5 + Ant. 6 / CH106	<b>Polarization</b>	H
-----------------------	--	---------------------	---

**802.11ax HEW80-BF\_Nss3,(MCS0)\_4TX  
5530MHz\_TX**

08/06/2020



EUT\_Y\_4TX  
Setting 76  
04-E-P-2-10

Type	Freq (Hz)	Level (dBuV/m)	Limit (dBuV/m)	Margin (dB)	Raw (dBuV)	Dist (m)	Condition	Azimuth (°)	Height (m)	Comment	AF (dB)	CL (dB)	PA (dB)
PK	5.2816G	57.49	68.20	-10.71	52.52	3	Horizontal	160	1.80	-	33.18	5.17	33.38
PK	5.4592G	64.23	74.00	-9.77	58.67	3	Horizontal	160	1.80	-	33.68	5.27	33.39
AV	5.46G	48.07	54.00	-5.93	42.51	3	Horizontal	160	1.80	-	33.68	5.27	33.39
PK	5.4652G	68.12	68.20	-0.08	62.54	3	Horizontal	160	1.80	-	33.70	5.27	33.39
PK	5.5204G	108.77	Inf	-Inf	103.02	3	Horizontal	160	1.80	-	33.84	5.30	33.39
AV	5.5264G	96.54	Inf	-Inf	90.76	3	Horizontal	160	1.80	-	33.85	5.31	33.38
PK	5.7544G	59.81	68.20	-8.39	53.47	3	Horizontal	160	1.80	-	34.21	5.48	33.35

Note 1: Frequencies within 5470~5725 are the fundamental frequencies at 5530MHz

Note 2: Measurement receive antenna polarization: H (Horizontal), V (Vertical)



**Band Edge and Fundamental Emissions**

**Operating Mode**

802.11ax 80MHz / Nss 3 MCS 0 / 3S4T TXBF / Ant. 3 + Ant. 4 + Ant. 5  
+ Ant. 6 / CH122

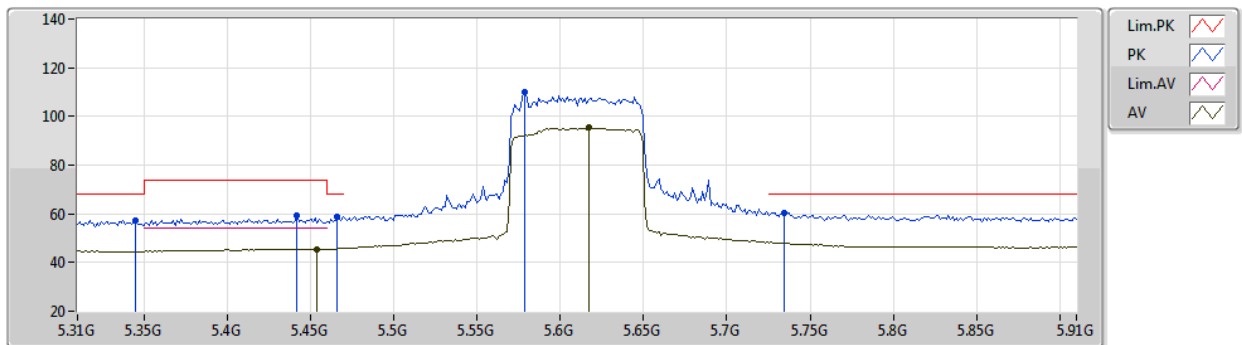
**Polarization**

V

**802.11ax HEW80-BF\_Nss3,(MCS0)\_4TX**

**5610MHz\_TX**

08/06/2020



EUT\_Y\_4TX  
Setting 80  
04-E-P-2-10

Type	Freq (Hz)	Level (dBuV/m)	Limit (dBuV/m)	Margin (dB)	Raw (dBuV)	Dist (m)	Condition	Azimuth (°)	Height (m)	Comment	AF (dB)	CL (dB)	PA (dB)
PK	5.3448G	57.30	68.20	-10.90	52.15	3	Vertical	132	1.66	-	33.33	5.20	33.38
PK	5.442G	59.28	74.00	-14.72	53.78	3	Vertical	132	1.66	-	33.63	5.26	33.39
AV	5.454G	45.52	54.00	-8.48	39.99	3	Vertical	132	1.66	-	33.66	5.26	33.39
PK	5.466G	59.04	68.20	-9.16	53.46	3	Vertical	132	1.66	-	33.70	5.27	33.39
PK	5.5788G	109.96	Inf	-Inf	104.02	3	Vertical	132	1.66	-	33.96	5.35	33.37
AV	5.6172G	95.27	Inf	-Inf	89.25	3	Vertical	132	1.66	-	34.02	5.37	33.37
PK	5.7348G	60.42	68.20	-7.78	54.14	3	Vertical	132	1.66	-	34.17	5.46	33.35

Note 1: Frequencies within 5470~5725 are the fundamental frequencies at 5610MHz

Note 2: Measurement receive antenna polarization: H (Horizontal), V (Vertical)

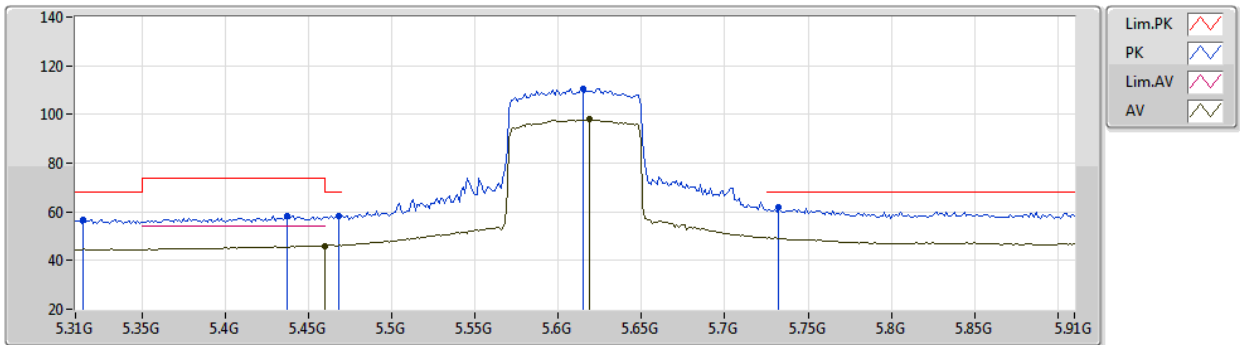


**Band Edge and Fundamental Emissions**

<b>Operating Mode</b>	802.11ax 80MHz / Nss 3 MCS 0 / 3S4T TXBF / Ant. 3 + Ant. 4 + Ant. 5 + Ant. 6 / CH122	<b>Polarization</b>	H
-----------------------	--	---------------------	---

**802.11ax HEW80-BF\_Nss3,(MCS0)\_4TX  
5610MHz\_TX**

08/06/2020



EUT\_Y\_4TX  
Setting 80  
04-E-P-2-10

Type	Freq (Hz)	Level (dBuV/m)	Limit (dBuV/m)	Margin (dB)	Raw (dBuV)	Dist (m)	Condition	Azimuth (°)	Height (m)	Comment	AF (dB)	CL (dB)	PA (dB)
PK	5.3148G	56.91	68.20	-11.29	51.86	3	Horizontal	159	1.75	-	33.24	5.19	33.38
PK	5.4372G	58.38	74.00	-15.62	52.91	3	Horizontal	159	1.75	-	33.61	5.25	33.39
PK	5.4684G	58.41	68.20	-9.79	52.82	3	Horizontal	159	1.75	-	33.71	5.27	33.39
AV	5.46G	46.12	54.00	-7.88	40.56	3	Horizontal	159	1.75	-	33.68	5.27	33.39
PK	5.6148G	110.77	Inf	-Inf	104.76	3	Horizontal	159	1.75	-	34.01	5.37	33.37
AV	5.6184G	97.98	Inf	-Inf	91.96	3	Horizontal	159	1.75	-	34.02	5.37	33.37
PK	5.7324G	61.84	68.20	-6.36	55.57	3	Horizontal	159	1.75	-	34.16	5.46	33.35

Note 1: Frequencies within 5470~5725 are the fundamental frequencies at 5610MHz

Note 2: Measurement receive antenna polarization: H (Horizontal), V (Vertical)

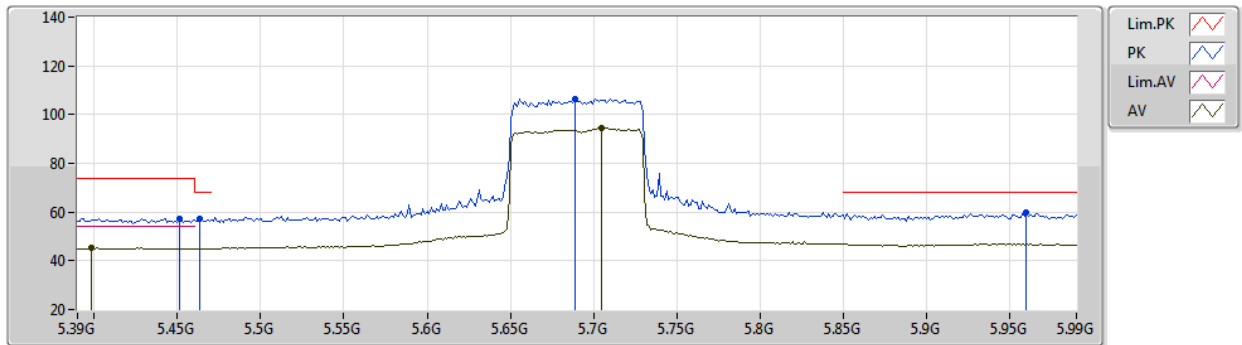


**Band Edge and Fundamental Emissions**

<b>Operating Mode</b>	802.11ax 80MHz / Nss 3 MCS 0 / 3S4T TXBF / Ant. 3 + Ant. 4 + Ant. 5 + Ant. 6 / CH138	<b>Polarization</b>	V
-----------------------	--	---------------------	---

**802.11ax HEW80-BF\_Nss3,(MCS0)\_4TX  
5690MHz Straddle 5.47-5.725GHz\_TX**

08/06/2020



EUT\_Y\_4TX  
Setting 80  
04-E-P-2-10

Type	Freq (Hz)	Level (dBuV/m)	Limit (dBuV/m)	Margin (dB)	Raw (dBuV)	Dist (m)	Condition	Azimuth (°)	Height (m)	Comment	AF (dB)	CL (dB)	PA (dB)
PK	5.4512G	57.44	74.00	-16.56	51.92	3	Vertical	129	2.11	-	33.65	5.26	33.39
AV	5.3984G	45.13	54.00	-8.87	39.79	3	Vertical	129	2.11	-	33.50	5.23	33.39
PK	5.4632G	57.07	68.20	-11.13	51.50	3	Vertical	129	2.11	-	33.69	5.27	33.39
PK	5.6888G	106.51	Inf	-Inf	100.35	3	Vertical	129	2.11	-	34.09	5.43	33.36
AV	5.7044G	94.64	Inf	-Inf	88.45	3	Vertical	129	2.11	-	34.11	5.44	33.36
PK	5.96G	59.95	68.20	-8.25	52.49	3	Vertical	129	2.11	-	35.14	5.63	33.31

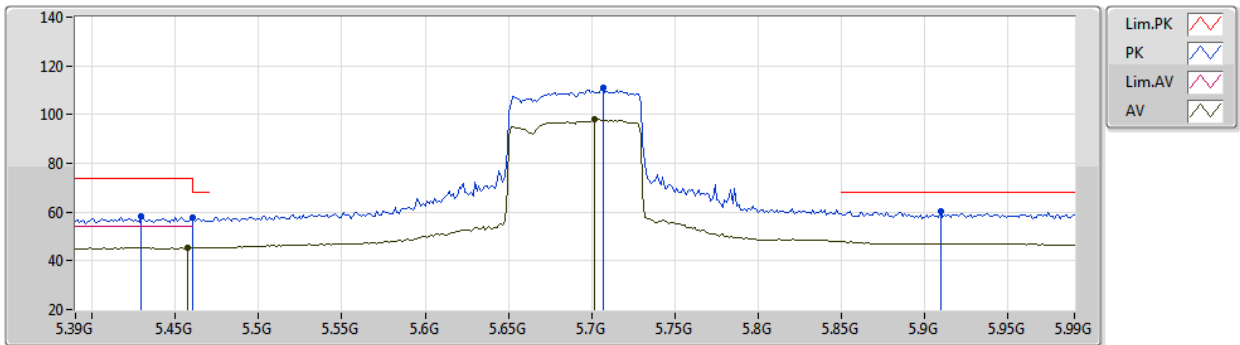
Note 1: Frequencies within 5470~5725 are the fundamental frequencies at 5690MHz  
 Note 2: Measurement receive antenna polarization: H (Horizontal), V (Vertical)



<b>Band Edge and Fundamental Emissions</b>			
<b>Operating Mode</b>	802.11ax 80MHz / Nss 3 MCS 0 / 3S4T TXBF / Ant. 3 + Ant. 4 + Ant. 5 + Ant. 6 / CH138	<b>Polarization</b>	H

**802.11ax HEW80-BF\_Nss3,(MCS0)\_4TX  
5690MHz Straddle 5.47-5.725GHz\_TX**

08/06/2020



EUT\_Y\_4TX  
Setting 80  
04-E-P-2-10

Type	Freq (Hz)	Level (dBuV/m)	Limit (dBuV/m)	Margin (dB)	Raw (dBuV)	Dist (m)	Condition	Azimuth (°)	Height (m)	Comment	AF (dB)	CL (dB)	PA (dB)
PK	5.4296G	58.09	74.00	-15.91	52.64	3	Horizontal	155	1.75	-	33.59	5.25	33.39
PK	5.46G	57.84	68.20	-10.36	52.28	3	Horizontal	155	1.75	-	33.68	5.27	33.39
AV	5.4572G	45.28	54.00	-8.72	39.74	3	Horizontal	155	1.75	-	33.67	5.26	33.39
PK	5.7068G	111.07	Inf	-Inf	104.88	3	Horizontal	155	1.75	-	34.11	5.44	33.36
AV	5.702G	97.96	Inf	-Inf	91.78	3	Horizontal	155	1.75	-	34.10	5.44	33.36
PK	5.9096G	60.42	68.20	-7.78	53.20	3	Horizontal	155	1.75	-	34.94	5.60	33.32

Note 1: Frequencies within 5470~5725 are the fundamental frequencies at 5690MHz  
 Note 2: Measurement receive antenna polarization: H (Horizontal), V (Vertical)

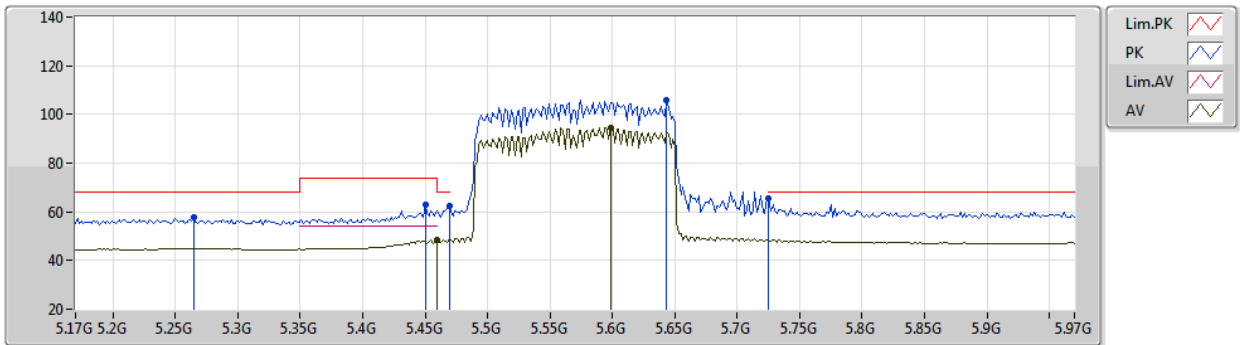


**Band Edge and Fundamental Emissions**

<b>Operating Mode</b>	802.11ax 160MHz / Nss 1 MCS 0 / 1S4T CDD / Ant. 3 + Ant. 4 + Ant. 5 + Ant. 6 / CH114	<b>Polarization</b>	V
-----------------------	---	---------------------	---

**802.11ax HEW160\_Nss1,(MCS0)\_4TX  
5570MHz\_TX**

08/06/2020



EUT\_Y\_4TX  
Setting 76  
04-K-P-2-10

Type	Freq (Hz)	Level (dBuV/m)	Limit (dBuV/m)	Margin (dB)	Raw (dBuV)	Dist (m)	Condition	Azimuth (°)	Height (m)	Comment	AF (dB)	CL (dB)	PA (dB)
PK	5.2644G	57.53	68.20	-10.67	52.59	3	Vertical	127	2.39	-	33.16	5.16	33.38
PK	5.45G	62.93	74.00	-11.07	57.41	3	Vertical	127	2.39	-	33.65	5.26	33.39
AV	5.4596G	48.36	54.00	-5.64	42.80	3	Vertical	127	2.39	-	33.68	5.27	33.39
PK	5.4692G	62.65	68.20	-5.55	57.06	3	Vertical	127	2.39	-	33.71	5.27	33.39
PK	5.6436G	105.86	Inf	-Inf	99.80	3	Vertical	127	2.39	-	34.04	5.39	33.37
AV	5.5988G	94.64	Inf	-Inf	88.65	3	Vertical	127	2.39	-	34.00	5.36	33.37
PK	5.7252G	65.44	68.20	-2.76	59.18	3	Vertical	127	2.39	-	34.15	5.46	33.35

Note 1: Frequencies within 5470~5725 are the fundamental frequencies at 5570MHz

Note 2: Measurement receive antenna polarization: H (Horizontal), V (Vertical)



**Band Edge and Fundamental Emissions**

**Operating Mode**

802.11ax 160MHz / Nss 1 MCS 0 / 1S4T CDD / Ant. 3 + Ant. 4 + Ant. 5  
+ Ant. 6 / CH114

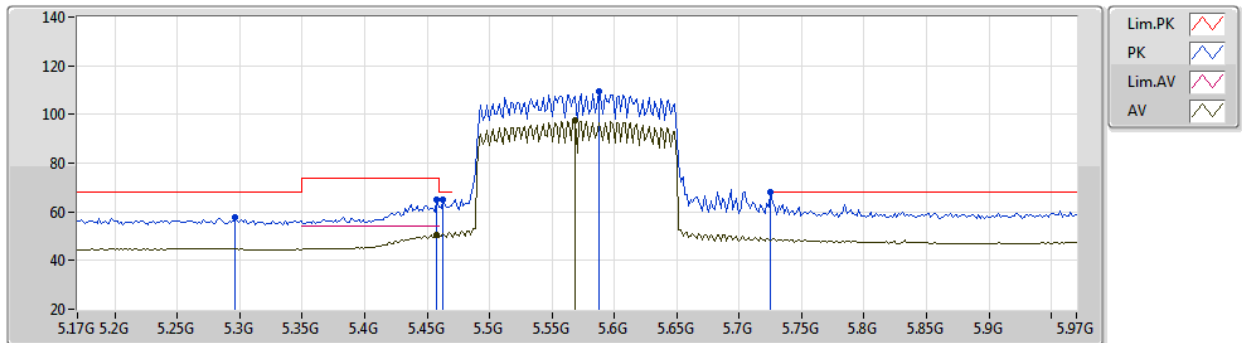
**Polarization**

H

**802.11ax HEW160\_Nss1,(MCS0)\_4TX**

**5570MHz\_TX**

08/06/2020



EUT Y\_4TX  
Setting 76  
04-K-P-2-10

Type	Freq (Hz)	Level (dBuV/m)	Limit (dBuV/m)	Margin (dB)	Raw (dBuV)	Dist (m)	Condition	Azimuth (°)	Height (m)	Comment	AF (dB)	CL (dB)	PA (dB)
PK	5.2964G	57.89	68.20	-10.31	52.89	3	Horizontal	311	2.35	-	33.20	5.18	33.38
PK	5.458G	65.24	74.00	-8.76	59.70	3	Horizontal	311	2.35	-	33.67	5.26	33.39
AV	5.458G	50.67	54.00	-3.33	45.13	3	Horizontal	311	2.35	-	33.67	5.26	33.39
PK	5.4628G	64.90	68.20	-3.30	59.33	3	Horizontal	311	2.35	-	33.69	5.27	33.39
PK	5.5876G	109.28	Inf	-Inf	103.32	3	Horizontal	311	2.35	-	33.98	5.35	33.37
AV	5.5684G	97.62	Inf	-Inf	91.72	3	Horizontal	311	2.35	-	33.94	5.34	33.38
PK	5.7252G	67.94	68.20	-0.26	61.68	3	Horizontal	311	2.35	-	34.15	5.46	33.35

Note 1: Frequencies within 5470~5725 are the fundamental frequencies at 5570MHz

Note 2: Measurement receive antenna polarization: H (Horizontal), V (Vertical)



**Band Edge and Fundamental Emissions**

**Operating Mode**

802.11ax 160MHz / Nss 1 MCS 0 / 1S4T TXBF / Ant. 3 + Ant. 4 + Ant. 5 + Ant. 6 / CH114

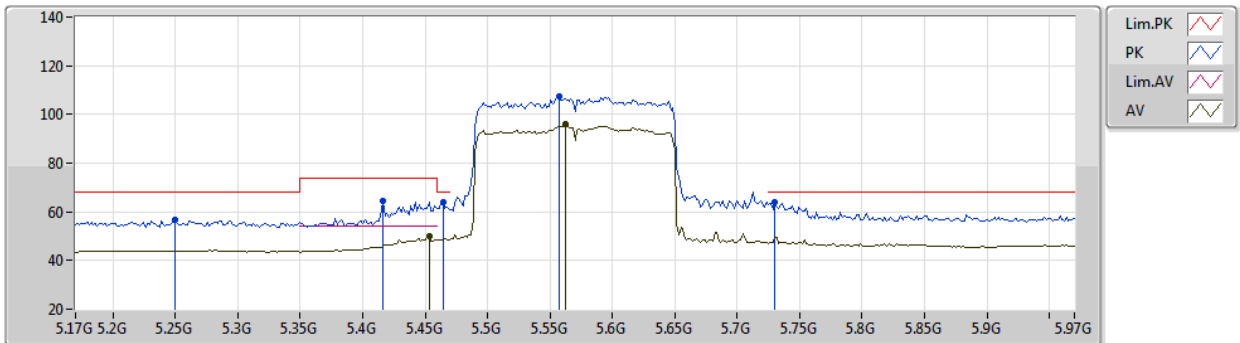
**Polarization**

V

**802.11ax HEW160-BF\_Nss1,(MCS0)\_4TX**

**5570MHz\_TX**

08/06/2020



EUT Y\_4TX  
Setting 77  
04-K-P-2-10

Type	Freq (Hz)	Level (dBuV/m)	Limit (dBuV/m)	Margin (dB)	Raw (dBuV)	Dist (m)	Condition	Azimuth (°)	Height (m)	Comment	AF (dB)	CL (dB)	PA (dB)
PK	5.25G	56.67	68.20	-11.53	51.75	3	Vertical	271	2.86	-	33.15	5.15	33.38
PK	5.4164G	64.49	74.00	-9.51	59.09	3	Vertical	271	2.86	-	33.55	5.24	33.39
PK	5.4644G	64.03	68.20	-4.17	58.46	3	Vertical	271	2.86	-	33.69	5.27	33.39
AV	5.4532G	50.00	54.00	-4.00	44.47	3	Vertical	271	2.86	-	33.66	5.26	33.39
PK	5.5572G	107.20	Inf	-Inf	101.34	3	Vertical	271	2.86	-	33.91	5.33	33.38
AV	5.562G	95.93	Inf	-Inf	90.06	3	Vertical	271	2.86	-	33.92	5.33	33.38
PK	5.73G	63.80	68.20	-4.40	57.53	3	Vertical	271	2.86	-	34.16	5.46	33.35

Note 1: Frequencies within 5470~5725 are the fundamental frequencies at 5570MHz

Note 2: Measurement receive antenna polarization: H (Horizontal), V (Vertical)





**Band Edge and Fundamental Emissions**

**Operating Mode**

802.11ax 160MHz / Nss 1 MCS 0 / 1S4T TXBF / Ant. 3 + Ant. 4 + Ant. 5 + Ant. 6 / CH114

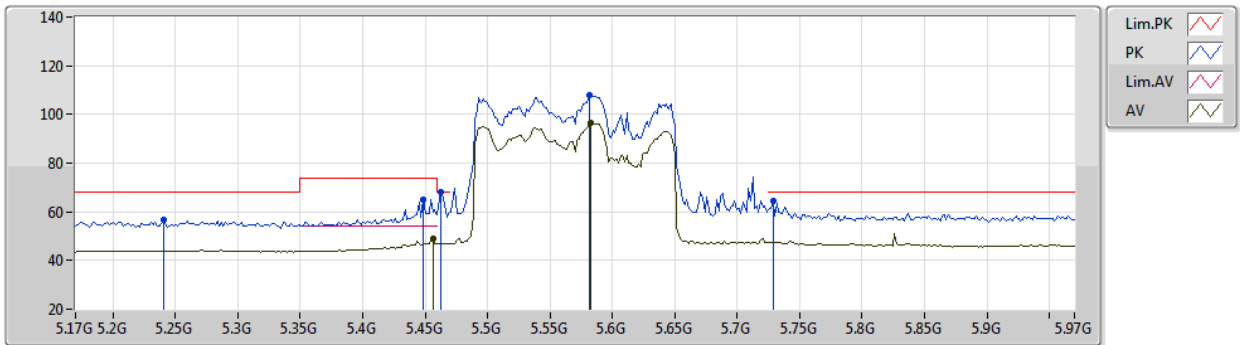
**Polarization**

H

**802.11ax HEW160-BF\_Nss1,(MCS0)\_4TX**

**5570MHz\_TX**

08/06/2020



EUT Y\_4TX  
Setting 77  
04-K-P-2-10

Type	Freq (Hz)	Level (dBuV/m)	Limit (dBuV/m)	Margin (dB)	Raw (dBuV)	Dist (m)	Condition	Azimuth (°)	Height (m)	Comment	AF (dB)	CL (dB)	PA (dB)
PK	5.2404G	56.84	68.20	-11.36	51.93	3	Horizontal	175	2.34	-	33.14	5.15	33.38
PK	5.4484G	64.90	74.00	-9.10	59.38	3	Horizontal	175	2.34	-	33.65	5.26	33.39
PK	5.4628G	68.01	68.20	-0.19	62.44	3	Horizontal	175	2.34	-	33.69	5.27	33.39
AV	5.4564G	48.75	54.00	-5.25	43.21	3	Horizontal	175	2.34	-	33.67	5.26	33.39
PK	5.5812G	107.78	Inf	-Inf	101.84	3	Horizontal	175	2.34	-	33.96	5.35	33.37
AV	5.5828G	96.73	Inf	-Inf	90.78	3	Horizontal	175	2.34	-	33.97	5.35	33.37
PK	5.7284G	64.53	68.20	-3.67	58.26	3	Horizontal	175	2.34	-	34.16	5.46	33.35

Note 1: Frequencies within 5470~5725 are the fundamental frequencies at 5570MHz

Note 2: Measurement receive antenna polarization: H (Horizontal), V (Vertical)



**Band Edge and Fundamental Emissions**

**Operating Mode**

802.11ax 160MHz / Nss 2 MCS 0 / 2S4T TXBF / Ant. 3 + Ant. 4 + Ant. 5 + Ant. 6 / CH114

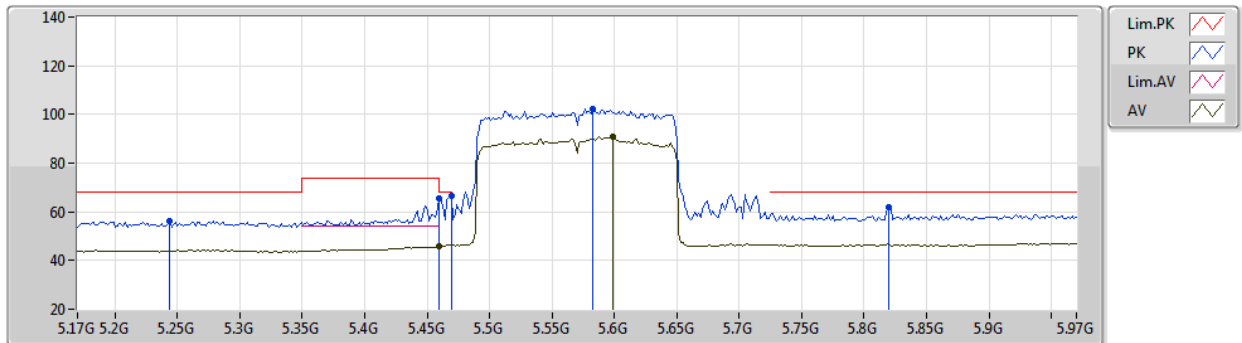
**Polarization**

V

**802.11ax HEW160-BF\_Nss2,(MCS0)\_4TX**

**5570MHz\_TX**

08/06/2020



EUT Y\_4TX  
Setting 71  
04-E-P-2-10

Type	Freq (Hz)	Level (dBuV/m)	Limit (dBuV/m)	Margin (dB)	Raw (dBuV)	Dist (m)	Condition	Azimuth (°)	Height (m)	Comment	AF (dB)	CL (dB)	PA (dB)
PK	5.2436G	56.37	68.20	-11.83	51.46	3	Vertical	277	1.78	-	33.14	5.15	33.38
PK	5.4596G	65.60	74.00	-8.40	60.04	3	Vertical	277	1.78	-	33.68	5.27	33.39
AV	5.4596G	45.88	54.00	-8.12	40.32	3	Vertical	277	1.78	-	33.68	5.27	33.39
PK	5.4692G	66.55	68.20	-1.65	60.96	3	Vertical	277	1.78	-	33.71	5.27	33.39
PK	5.5828G	102.08	Inf	-Inf	96.13	3	Vertical	277	1.78	-	33.97	5.35	33.37
AV	5.5988G	90.73	Inf	-Inf	84.74	3	Vertical	277	1.78	-	34.00	5.36	33.37
PK	5.8196G	61.69	68.20	-6.51	55.08	3	Vertical	277	1.78	-	34.42	5.53	33.34

Note 1: Frequencies within 5470~5725 are the fundamental frequencies at 5570MHz

Note 2: Measurement receive antenna polarization: H (Horizontal), V (Vertical)

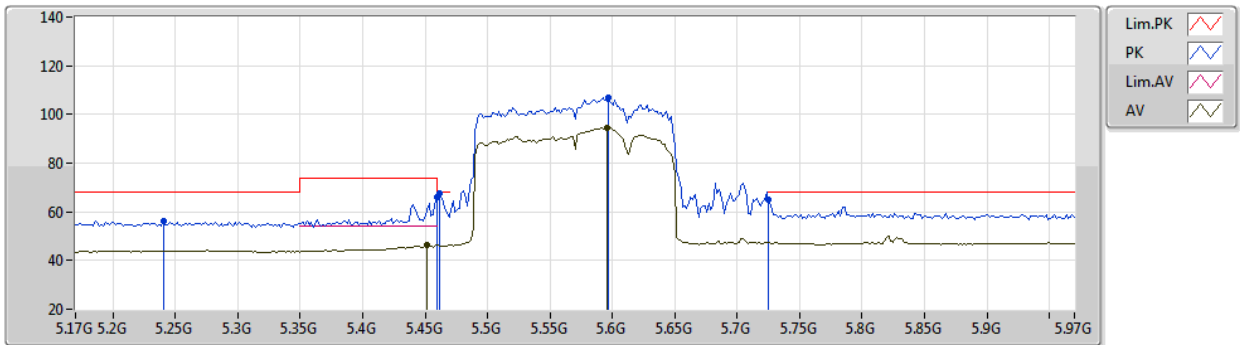


**Band Edge and Fundamental Emissions**

<b>Operating Mode</b>	802.11ax 160MHz / Nss 2 MCS 0 / 2S4T TXBF / Ant. 3 + Ant. 4 + Ant. 5 + Ant. 6 / CH114	<b>Polarization</b>	H
-----------------------	---	---------------------	---

**802.11ax HEW160-BF\_Nss2,(MCS0)\_4TX  
5570MHz\_TX**

08/06/2020



EUT Y\_4TX  
Setting 71  
04-E-P-2-10

Type	Freq (Hz)	Level (dBuV/m)	Limit (dBuV/m)	Margin (dB)	Raw (dBuV)	Dist (m)	Condition	Azimuth (°)	Height (m)	Comment	AF (dB)	CL (dB)	PA (dB)
PK	5.2404G	55.99	68.20	-12.21	51.08	3	Horizontal	152	1.56	-	33.14	5.15	33.38
PK	5.4596G	65.99	74.00	-8.01	60.43	3	Horizontal	152	1.56	-	33.68	5.27	33.39
AV	5.4516G	46.34	54.00	-7.66	40.82	3	Horizontal	152	1.56	-	33.65	5.26	33.39
PK	5.4612G	67.49	68.20	-0.71	61.93	3	Horizontal	152	1.56	-	33.68	5.27	33.39
PK	5.5972G	107.06	Inf	-Inf	101.08	3	Horizontal	152	1.56	-	33.99	5.36	33.37
AV	5.5956G	94.67	Inf	-Inf	88.69	3	Horizontal	152	1.56	-	33.99	5.36	33.37
PK	5.7252G	65.16	68.20	-3.04	58.90	3	Horizontal	152	1.56	-	34.15	5.46	33.35

Note 1: Frequencies within 5470~5725 are the fundamental frequencies at 5570MHz

Note 2: Measurement receive antenna polarization: H (Horizontal), V (Vertical)

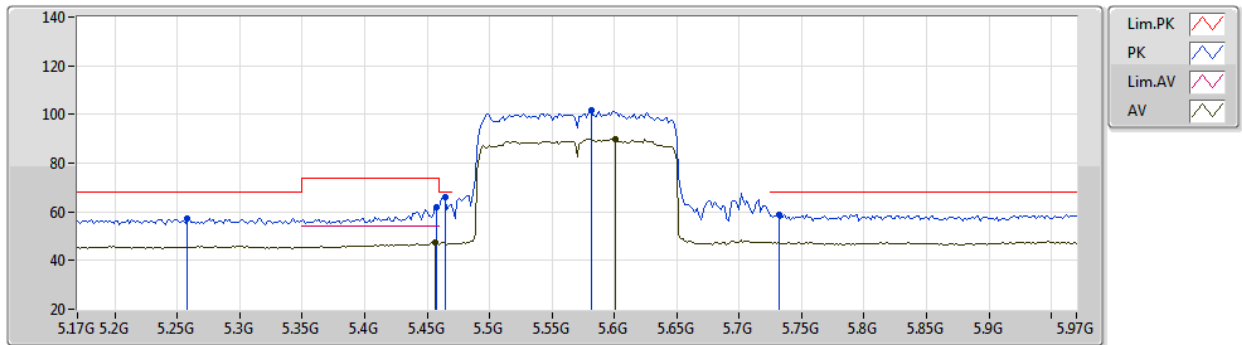


**Band Edge and Fundamental Emissions**

<b>Operating Mode</b>	802.11ax 160MHz / Nss 3 MCS 0 / 3S4T TXBF / Ant. 3 + Ant. 4 + Ant. 5 + Ant. 6 / CH114	<b>Polarization</b>	V
-----------------------	---	---------------------	---

**802.11ax HEW160-BF\_Nss3,(MCS0)\_4TX  
5570MHz\_TX**

08/06/2020



EUT\_Y\_4TX  
Setting 68  
04-E-P-2-10

Type	Freq (Hz)	Level (dBuV/m)	Limit (dBuV/m)	Margin (dB)	Raw (dBuV)	Dist (m)	Condition	Azimuth (°)	Height (m)	Comment	AF (dB)	CL (dB)	PA (dB)
PK	5.258G	57.32	68.20	-10.88	52.38	3	Vertical	266	2.79	-	33.16	5.16	33.38
PK	5.458G	61.95	74.00	-12.05	56.41	3	Vertical	266	2.79	-	33.67	5.26	33.39
AV	5.4564G	47.41	54.00	-6.59	41.87	3	Vertical	266	2.79	-	33.67	5.26	33.39
PK	5.4644G	65.84	68.20	-2.36	60.27	3	Vertical	266	2.79	-	33.69	5.27	33.39
PK	5.5812G	101.77	Inf	-Inf	95.83	3	Vertical	266	2.79	-	33.96	5.35	33.37
AV	5.6004G	89.85	Inf	-Inf	83.86	3	Vertical	266	2.79	-	34.00	5.36	33.37
PK	5.7316G	58.96	68.20	-9.24	52.69	3	Vertical	266	2.79	-	34.16	5.46	33.35

Note 1: Frequencies within 5470~5725 are the fundamental frequencies at 5570MHz

Note 2: Measurement receive antenna polarization: H (Horizontal), V (Vertical)



**Band Edge and Fundamental Emissions**

**Operating Mode**

802.11ax 160MHz / Nss 3 MCS 0 / 3S4T TXBF / Ant. 3 + Ant. 4 + Ant. 5 + Ant. 6 / CH114

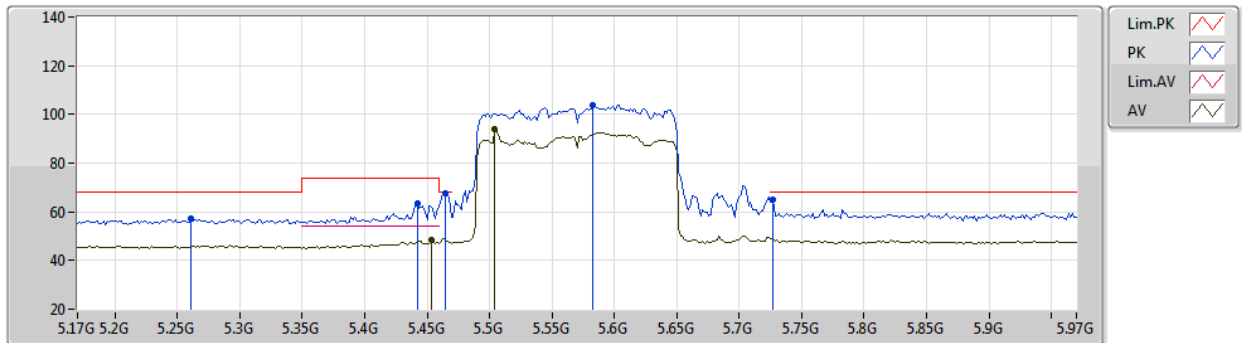
**Polarization**

H

**802.11ax HEW160-BF\_Nss3,(MCS0)\_4TX**

**5570MHz\_TX**

08/06/2020



EUT\_Y\_4TX  
Setting 68  
04-E-P-2-10

Type	Freq (Hz)	Level (dBuV/m)	Limit (dBuV/m)	Margin (dB)	Raw (dBuV)	Dist (m)	Condition	Azimuth (°)	Height (m)	Comment	AF (dB)	CL (dB)	PA (dB)
PK	5.2612G	57.36	68.20	-10.84	52.42	3	Horizontal	156	1.62	-	33.16	5.16	33.38
PK	5.442G	63.52	74.00	-10.48	58.02	3	Horizontal	156	1.62	-	33.63	5.26	33.39
AV	5.4532G	48.31	54.00	-5.69	42.78	3	Horizontal	156	1.62	-	33.66	5.26	33.39
PK	5.4644G	67.83	68.20	-0.37	62.26	3	Horizontal	156	1.62	-	33.69	5.27	33.39
PK	5.5828G	103.97	Inf	-Inf	98.02	3	Horizontal	156	1.62	-	33.97	5.35	33.37
AV	5.5044G	93.89	Inf	-Inf	88.18	3	Horizontal	156	1.62	-	33.81	5.29	33.39
PK	5.7268G	65.23	68.20	-2.97	58.97	3	Horizontal	156	1.62	-	34.15	5.46	33.35

Note 1: Frequencies within 5470~5725 are the fundamental frequencies at 5570MHz

Note 2: Measurement receive antenna polarization: H (Horizontal), V (Vertical)



## 2.6. Frequency Stability Measurement

### 2.6.1. Limit

Manufacturers of U-NII devices are responsible for ensuring frequency stability such that an emissions is maintained within the band of operation under all conditions of normal operation as specified in the user's manual or  $\pm 20$ ppm (IEEE 802.11n specification).

### 2.6.2. Measuring Instruments and Setting

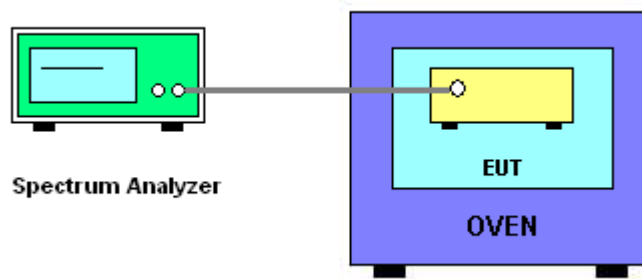
Please refer to section 3 of equipments list in this report. The following table is the setting of the spectrum analyzer.

Spectrum Parameter	Setting
Attenuation	Auto
Span Frequency	Entire absence of modulation emissions bandwidth
RBW	10 kHz
VBW	10 kHz
Sweep Time	Auto

### 2.6.3. Test Procedures

1. The EUT was placed inside the environmental test chamber and powered by nominal DC voltage.
2. The EUT was programmed to be in continuously un-modulation transmitting mode.
3. Set the spectrum analyzer span to view the entire un-modulation emissions bandwidth.
4. Turn the EUT on and couple its output to a spectrum analyzer.
5. Turn the EUT off and set the chamber to the highest temperature specified.
6. Allow sufficient time (approximately 30 min) for the temperature of the chamber to stabilize, turn the EUT on and measure the operating frequency after 2, 5, and 10 minutes.
7. Extreme temperature rule is  $-30^{\circ}\text{C} \sim 50^{\circ}\text{C}$ .
8. Repeat step 4 and 5 with the temperature chamber set to the lowest temperature.
9. The test chamber was allowed to stabilize at  $+20$  degree C for a minimum of 30 minutes. The supply voltage was then adjusted on the EUT from 85% to 115% and the frequency record.

#### 2.6.4. Test Setup Layout



#### 2.6.5. Test Deviation

There is no deviation with the original standard.

#### 2.6.6. EUT Operation during Test

The EUT was programmed to be in continuously un-modulation transmitting mode.

**2.6.7. Test Result of Frequency Stability**

Mode: 20 MHz / Ant. 1

**Voltage vs. Frequency Stability**

Voltage	Measurement Frequency (MHz)			
(V)	5260 MHz			
	0 Minute	2 Minute	5 Minute	10 Minute
138	5260.0341	5260.0334	5260.0330	5260.0322
120	5260.0334	5260.0325	5260.0321	5260.0313
102	5260.0325	5260.0324	5260.0319	5260.0315
Max. Deviation (MHz)	0.0341	0.0334	0.0330	0.0322
Max. Deviation (ppm)	6.4829	6.3498	6.2738	6.1217
Limit	Within Operation Band			
Result	PASS			

**Temperature vs. Frequency Stability**

Temperature	Measurement Frequency (MHz)			
(°C)	5260 MHz			
	0 Minute	2 Minute	5 Minute	10 Minute
-30	5260.0765	5260.0764	5260.0755	5260.0753
-20	5260.0756	5260.0752	5260.0748	5260.0743
-10	5260.0753	5260.0745	5260.0742	5260.0733
0	5260.0341	5260.0335	5260.0332	5260.0324
10	5260.0335	5260.0329	5260.0323	5260.0322
20	5260.0334	5260.0328	5260.0326	5260.0316
30	5260.0331	5260.0321	5260.0317	5260.0308
40	5260.0313	5260.0303	5260.0298	5260.0294
50	5260.0305	5260.0301	5260.0300	5260.0292
Max. Deviation (MHz)	0.0765	0.0764	0.0755	0.0753
Max. Deviation (ppm)	14.5361	14.5171	14.3460	14.3080
Limit	Within Operation Band			
Result	PASS			



**Voltage vs. Frequency Stability**

<b>Voltage</b>	<b>Measurement Frequency (MHz)</b>			
(V)	5300 MHz			
	0 Minute	2 Minute	5 Minute	10 Minute
138	5300.0323	5300.0320	5300.0316	5300.0307
120	5300.0321	5300.0315	5300.0314	5300.0311
102	5300.0313	5300.0310	5300.0301	5300.0295
Max. Deviation (MHz)	0.0323	0.0320	0.0316	0.0311
Max. Deviation (ppm)	6.0943	6.0377	5.9623	5.8679
Limit	Within Operation Band			
Result	PASS			

**Temperature vs. Frequency Stability**

<b>Temperature</b>	<b>Measurement Frequency (MHz)</b>			
(°C)	5300 MHz			
	0 Minute	2 Minute	5 Minute	10 Minute
-30	5300.0727	5300.0727	5300.0726	5300.0276
-20	5300.0729	5300.0729	5300.0728	5300.0728
-10	5300.0731	5300.0730	5300.0729	5300.0728
0	5300.0309	5300.0308	5300.0302	5300.0299
10	5300.0311	5300.0302	5300.0292	5300.0284
20	5300.0321	5300.0311	5300.0305	5300.0298
30	5300.0328	5300.0326	5300.0321	5300.0320
40	5300.0347	5300.0343	5300.0333	5300.0327
50	5300.0355	5300.0350	5300.0345	5300.0341
Max. Deviation (MHz)	0.0730	0.0730	0.0729	0.0728
Max. Deviation (ppm)	13.7830	13.7698	13.7547	13.7358
Limit	Within Operation Band			
Result	PASS			

**Voltage vs. Frequency Stability**

<b>Voltage</b>	<b>Measurement Frequency (MHz)</b>			
(V)	5320 MHz			
	0 Minute	2 Minute	5 Minute	10 Minute
138	5320.0301	5320.0298	5320.0296	5320.0290
120	5320.0295	5320.0293	5320.0290	5320.0284
102	5320.0290	5320.0282	5320.0279	5320.0275
Max. Deviation (MHz)	0.0301	0.0298	0.0296	0.0290
Max. Deviation (ppm)	5.6579	5.6015	5.5639	5.4511
Limit	Within Operation Band			
Result	PASS			

**Temperature vs. Frequency Stability**

<b>Temperature</b>	<b>Measurement Frequency (MHz)</b>			
(°C)	5320 MHz			
	0 Minute	2 Minute	5 Minute	10 Minute
-30	5320.0734	5320.0733	5320.0733	5320.0733
-20	5320.0733	5320.0733	5320.0732	5320.0731
-10	5320.0733	5320.0733	5320.0733	5320.0732
0	5320.0330	5320.0326	5320.0323	5320.0316
10	5320.0313	5320.0308	5320.0307	5320.0305
20	5320.0295	5320.0290	5320.0288	5320.0281
30	5320.0291	5320.0284	5320.0282	5320.0281
40	5320.0286	5320.0277	5320.0274	5320.0265
50	5320.0275	5320.0266	5320.0258	5320.0255
Max. Deviation (MHz)	0.0734	0.0733	0.0733	0.0733
Max. Deviation (ppm)	13.7932	13.7857	13.7782	13.7707
Limit	Within Operation Band			
Result	PASS			

**Mode: 20 MHz / Ant. 2****Voltage vs. Frequency Stability**

<b>Voltage</b>	<b>Measurement Frequency (MHz)</b>			
(V)	5260 MHz			
	0 Minute	2 Minute	5 Minute	10 Minute
138	5260.0321	5260.0320	5260.0317	5260.0311
120	5260.0316	5260.0315	5260.0306	5260.0302
102	5260.0310	5260.0307	5260.0297	5260.0295
Max. Deviation (MHz)	0.0321	0.0320	0.0317	0.0311
Max. Deviation (ppm)	6.1027	6.0837	6.0266	5.9125
Limit	Within Operation Band			
Result	PASS			

**Temperature vs. Frequency Stability**

<b>Temperature</b>	<b>Measurement Frequency (MHz)</b>			
(°C)	5260 MHz			
	0 Minute	2 Minute	5 Minute	10 Minute
-30	5260.0726	5260.0725	5260.0724	5260.0724
-20	5260.0728	5260.0727	5260.0727	5260.0727
-10	5260.0729	5260.0728	5260.0727	5260.0726
0	5260.0292	5260.0282	5260.0276	5260.0271
10	5260.0311	5260.0304	5260.0302	5260.0300
20	5260.0316	5260.0307	5260.0297	5260.0295
30	5260.0320	5260.0312	5260.0311	5260.0302
40	5260.0329	5260.0319	5260.0316	5260.0315
50	5260.0337	5260.0331	5260.0325	5260.0318
Max. Deviation (MHz)	0.0729	0.0728	0.0727	0.0727
Max. Deviation (ppm)	13.8517	13.8403	13.8251	13.8175
Limit	Within Operation Band			
Result	PASS			

**Voltage vs. Frequency Stability**

Voltage (V)	Measurement Frequency (MHz)			
	5300 MHz			
	0 Minute	2 Minute	5 Minute	10 Minute
138	5300.0317	5300.0311	5300.0303	5300.0296
120	5300.0308	5300.0300	5300.0291	5300.0286
102	5300.0298	5300.0293	5300.0283	5300.0277
Max. Deviation (MHz)	0.0317	0.0311	0.0303	0.0296
Max. Deviation (ppm)	5.9811	5.8679	5.7170	5.5849
Limit	Within Operation Band			
Result	PASS			

**Temperature vs. Frequency Stability**

Temperature (°C)	Measurement Frequency (MHz)			
	5300 MHz			
	0 Minute	2 Minute	5 Minute	10 Minute
-30	5300.0737	5300.0736	5300.0735	5300.0734
-20	5300.0735	5300.0734	5300.0734	5300.0733
-10	5300.0734	5300.0734	5300.0734	5300.0733
0	5300.0333	5300.0327	5300.0320	5300.0311
10	5300.0319	5300.0314	5300.0311	5300.0302
20	5300.0308	5300.0303	5300.0293	5300.0289
30	5300.0306	5300.0302	5300.0294	5300.0286
40	5300.0292	5300.0287	5300.0285	5300.0277
50	5300.0280	5300.0276	5300.0271	5300.0267
Max. Deviation (MHz)	0.0737	0.0736	0.0735	0.0734
Max. Deviation (ppm)	13.8962	13.8811	13.8736	13.8547
Limit	Within Operation Band			
Result	PASS			

**Voltage vs. Frequency Stability**

<b>Voltage</b>	<b>Measurement Frequency (MHz)</b>			
(V)	5320 MHz			
	0 Minute	2 Minute	5 Minute	10 Minute
138	5320.0313	5320.0308	5320.0302	5320.0297
120	5320.0303	5320.0295	5320.0286	5320.0285
102	5320.0300	5320.0291	5320.0281	5320.0271
Max. Deviation (MHz)	0.0313	0.0308	0.0302	0.0297
Max. Deviation (ppm)	5.8835	5.7895	5.6767	5.5827
Limit	Within Operation Band			
Result	PASS			

**Temperature vs. Frequency Stability**

<b>Temperature</b>	<b>Measurement Frequency (MHz)</b>			
(°C)	5320 MHz			
	0 Minute	2 Minute	5 Minute	10 Minute
-30	5320.0725	5320.0724	5320.0724	5320.0724
-20	5320.0726	5320.0725	5320.0725	5320.0725
-10	5320.0727	5320.0726	5320.0725	5320.0725
0	5320.0282	5320.0277	5320.0268	5320.0265
10	5320.0296	5320.0289	5320.0280	5320.0271
20	5320.0303	5320.0301	5320.0300	5320.0298
30	5320.0307	5320.0302	5320.0301	5320.0300
40	5320.0317	5320.0309	5320.0301	5320.0298
50	5320.0335	5320.0334	5320.0325	5320.0322
Max. Deviation (MHz)	0.0727	0.0726	0.0725	0.0725
Max. Deviation (ppm)	13.6692	13.6504	13.6353	13.6278
Limit	Within Operation Band			
Result	PASS			

**Mode: 20 MHz / Ant. 3****Voltage vs. Frequency Stability**

<b>Voltage</b>	<b>Measurement Frequency (MHz)</b>			
(V)	5500 MHz			
	0 Minute	2 Minute	5 Minute	10 Minute
138	5500.0086	5500.0077	5500.0068	5500.0059
120	5500.0078	5500.0074	5500.0067	5500.0063
102	5500.0075	5500.0073	5500.0064	5500.0057
Max. Deviation (MHz)	0.0086	0.0077	0.0068	0.0063
Max. Deviation (ppm)	1.5636	1.4000	1.2364	1.1455
Limit	Within Operation Band			
Result	PASS			

**Temperature vs. Frequency Stability**

<b>Temperature</b>	<b>Measurement Frequency (MHz)</b>			
(°C)	5500 MHz			
	0 Minute	2 Minute	5 Minute	10 Minute
-30	5500.0757	5500.0756	5500.0748	5500.0746
-20	5500.0752	5500.0749	5500.0742	5500.0738
-10	5500.0744	5500.0743	5500.0738	5500.0731
0	5500.0049	5500.0048	5500.0039	5500.0031
10	5500.0058	5500.0052	5500.0046	5500.0040
20	5500.0078	5500.0075	5500.0074	5500.0066
30	5500.0081	5500.0074	5500.0072	5500.0064
40	5500.0090	5500.0087	5500.0084	5500.0077
50	5500.0091	5500.0090	5500.0084	5500.0077
Max. Deviation (MHz)	0.0757	0.0756	0.0748	0.0746
Max. Deviation (ppm)	13.7636	13.7455	13.6000	13.5636
Limit	Within Operation Band			
Result	PASS			

**Voltage vs. Frequency Stability**

<b>Voltage</b>	<b>Measurement Frequency (MHz)</b>			
(V)	5580 MHz			
	0 Minute	2 Minute	5 Minute	10 Minute
138	5580.0064	5580.0055	5580.0050	5580.0049
120	5580.0056	5580.0055	5580.0047	5580.0042
102	5580.0053	5580.0052	5580.0049	5580.0042
Max. Deviation (MHz)	0.0064	0.0055	0.0050	0.0049
Max. Deviation (ppm)	1.1470	0.9857	0.8961	0.8781
Limit	Within Operation Band			
Result	PASS			

**Temperature vs. Frequency Stability**

<b>Temperature</b>	<b>Measurement Frequency (MHz)</b>			
(°C)	5580 MHz			
	0 Minute	2 Minute	5 Minute	10 Minute
-30	5580.0761	5580.0757	5580.0747	5580.0738
-20	5580.0754	5580.0746	5580.0738	5580.0729
-10	5580.0749	5580.0745	5580.0743	5580.0740
0	5580.0069	5580.0062	5580.0059	5580.0058
10	5580.0060	5580.0050	5580.0042	5580.0038
20	5580.0056	5580.0051	5580.0047	5580.0039
30	5580.0052	5580.0051	5580.0042	5580.0038
40	5580.0032	5580.0026	5580.0023	5580.0019
50	5580.0020	5580.0017	5580.0012	5580.0006
Max. Deviation (MHz)	0.0761	0.0757	0.0747	0.0740
Max. Deviation (ppm)	13.6380	13.5663	13.3871	13.2616
Limit	Within Operation Band			
Result	PASS			

**Voltage vs. Frequency Stability**

<b>Voltage</b>	<b>Measurement Frequency (MHz)</b>			
(V)	5700 MHz			
	0 Minute	2 Minute	5 Minute	10 Minute
138	5700.0085	5700.0075	5700.0070	5700.0067
120	5700.0078	5700.0075	5700.0069	5700.0064
102	5700.0077	5700.0075	5700.0066	5700.0062
Max. Deviation (MHz)	0.0085	0.0075	0.0070	0.0067
Max. Deviation (ppm)	1.4912	1.3158	1.2281	1.1754
Limit	Within Operation Band			
Result	PASS			

**Temperature vs. Frequency Stability**

<b>Temperature</b>	<b>Measurement Frequency (MHz)</b>			
(°C)	5700 MHz			
	0 Minute	2 Minute	5 Minute	10 Minute
-30	5700.0752	5700.0746	5700.0744	5700.0740
-20	5700.0751	5700.0742	5700.0740	5700.0738
-10	5700.0747	5700.0739	5700.0732	5700.0727
0	5700.0096	5700.0086	5700.0076	5700.0069
10	5700.0089	5700.0079	5700.0075	5700.0069
20	5700.0078	5700.0073	5700.0067	5700.0059
30	5700.0075	5700.0067	5700.0060	5700.0051
40	5700.0056	5700.0052	5700.0048	5700.0043
50	5700.0054	5700.0045	5700.0040	5700.0037
Max. Deviation (MHz)	0.0752	0.0746	0.0744	0.0740
Max. Deviation (ppm)	13.1930	13.0877	13.0526	12.9825
Limit	Within Operation Band			
Result	PASS			



**Voltage vs. Frequency Stability**

<b>Voltage</b>	<b>Measurement Frequency (MHz)</b>			
(V)	5720 MHz			
	0 Minute	2 Minute	5 Minute	10 Minute
138	5720.0066	5720.0064	5720.0059	5720.0049
120	5720.0056	5720.0050	5720.0041	5720.0032
102	5720.0055	5720.0054	5720.0051	5720.0043
Max. Deviation (MHz)	0.0066	0.0064	0.0059	0.0049
Max. Deviation (ppm)	1.1538	1.1189	1.0315	0.8566
Limit	Within Operation Band			
Result	PASS			

**Temperature vs. Frequency Stability**

<b>Temperature</b>	<b>Measurement Frequency (MHz)</b>			
(°C)	5720 MHz			
	0 Minute	2 Minute	5 Minute	10 Minute
-30	5720.0757	5720.0752	5720.0748	5720.0740
-20	5720.0755	5720.0751	5720.0749	5720.0745
-10	5720.0749	5720.0741	5720.0732	5720.0729
0	5720.0082	5720.0074	5720.0065	5720.0059
10	5720.0076	5720.0073	5720.0069	5720.0060
20	5720.0056	5720.0049	5720.0048	5720.0041
30	5720.0051	5720.0043	5720.0041	5720.0036
40	5720.0036	5720.0029	5720.0021	5720.0013
50	5720.0028	5720.0018	5720.0012	5720.0010
Max. Deviation (MHz)	0.0757	0.0752	0.0749	0.0745
Max. Deviation (ppm)	13.2343	13.1469	13.0944	13.0245
Limit	Within Operation Band			
Result	PASS			



**Mode: 20 MHz / Ant. 4**

**Voltage vs. Frequency Stability**

Voltage	Measurement Frequency (MHz)			
(V)	5500 MHz			
	0 Minute	2 Minute	5 Minute	10 Minute
138	5500.0078	5500.0077	5500.0075	5500.0066
120	5500.0069	5500.0062	5500.0061	5500.0059
102	5500.0060	5500.0055	5500.0054	5500.0049
Max. Deviation (MHz)	0.0078	0.0077	0.0075	0.0066
Max. Deviation (ppm)	1.4182	1.4000	1.3636	1.2000
Limit	Within Operation Band			
Result	PASS			

**Temperature vs. Frequency Stability**

Temperature	Measurement Frequency (MHz)			
(°C)	5500 MHz			
	0 Minute	2 Minute	5 Minute	10 Minute
-30	5500.0752	5500.0748	5500.0742	5500.0734
-20	5500.0751	5500.0750	5500.0748	5500.0742
-10	5500.0745	5500.0736	5500.0731	5500.0721
0	5500.0052	5500.0042	5500.0036	5500.0026
10	5500.0067	5500.0060	5500.0059	5500.0054
20	5500.0069	5500.0059	5500.0057	5500.0055
30	5500.0072	5500.0066	5500.0057	5500.0051
40	5500.0074	5500.0069	5500.0065	5500.0059
50	5500.0092	5500.0085	5500.0075	5500.0070
Max. Deviation (MHz)	0.0752	0.0750	0.0748	0.0742
Max. Deviation (ppm)	13.6727	13.6364	13.6000	13.4909
Limit	Within Operation Band			
Result	PASS			

**Voltage vs. Frequency Stability**

<b>Voltage</b>	<b>Measurement Frequency (MHz)</b>			
(V)	5580 MHz			
	0 Minute	2 Minute	5 Minute	10 Minute
138	5580.0076	5580.0066	5580.0059	5580.0049
120	5580.0071	5580.0063	5580.0060	5580.0054
102	5580.0065	5580.0063	5580.0053	5580.0051
Max. Deviation (MHz)	0.0076	0.0066	0.0060	0.0054
Max. Deviation (ppm)	1.3620	1.1828	1.0753	0.9677
Limit	Within Operation Band			
Result	PASS			

**Temperature vs. Frequency Stability**

<b>Temperature</b>	<b>Measurement Frequency (MHz)</b>			
(°C)	5580 MHz			
	0 Minute	2 Minute	5 Minute	10 Minute
-30	5580.0767	5580.0765	5580.0762	5580.0758
-20	5580.0758	5580.0751	5580.0743	5580.0736
-10	5580.0755	5580.0745	5580.0737	5580.0734
0	5580.0106	5580.0099	5580.0091	5580.0090
10	5580.0090	5580.0089	5580.0086	5580.0078
20	5580.0071	5580.0065	5580.0060	5580.0052
30	5580.0069	5580.0068	5580.0058	5580.0048
40	5580.0056	5580.0054	5580.0050	5580.0046
50	5580.0047	5580.0044	5580.0039	5580.0033
Max. Deviation (MHz)	0.0767	0.0765	0.0762	0.0758
Max. Deviation (ppm)	13.7455	13.7097	13.6559	13.5842
Limit	Within Operation Band			
Result	PASS			

**Voltage vs. Frequency Stability**

<b>Voltage</b>	<b>Measurement Frequency (MHz)</b>			
(V)	5700 MHz			
	0 Minute	2 Minute	5 Minute	10 Minute
138	5700.0078	5700.0068	5700.0061	5700.0054
120	5700.0074	5700.0065	5700.0056	5700.0050
102	5700.0070	5700.0067	5700.0062	5700.0052
Max. Deviation (MHz)	0.0078	0.0068	0.0062	0.0054
Max. Deviation (ppm)	1.3684	1.1930	1.0877	0.9474
Limit	Within Operation Band			
Result	PASS			

**Temperature vs. Frequency Stability**

<b>Temperature</b>	<b>Measurement Frequency (MHz)</b>			
(°C)	5700 MHz			
	0 Minute	2 Minute	5 Minute	10 Minute
-30	5700.0759	5700.0751	5700.0745	5700.0735
-20	5700.0758	5700.0753	5700.0750	5700.0746
-10	5700.0753	5700.0750	5700.0740	5700.0738
0	5700.0051	5700.0043	5700.0033	5700.0030
10	5700.0063	5700.0054	5700.0052	5700.0045
20	5700.0074	5700.0066	5700.0064	5700.0055
30	5700.0077	5700.0074	5700.0067	5700.0062
40	5700.0095	5700.0088	5700.0084	5700.0081
50	5700.0110	5700.0100	5700.0090	5700.0082
Max. Deviation (MHz)	0.0759	0.0753	0.0750	0.0746
Max. Deviation (ppm)	13.3158	13.2105	13.1579	13.0877
Limit	Within Operation Band			
Result	PASS			

**Voltage vs. Frequency Stability**

<b>Voltage</b>	<b>Measurement Frequency (MHz)</b>			
(V)	5720 MHz			
	0 Minute	2 Minute	5 Minute	10 Minute
138	5720.0072	5720.0065	5720.0057	5720.0052
120	5720.0065	5720.0055	5720.0054	5720.0048
102	5720.0063	5720.0057	5720.0048	5720.0041
Max. Deviation (MHz)	0.0072	0.0065	0.0057	0.0052
Max. Deviation (ppm)	1.2587	1.1364	0.9965	0.9091
Limit	Within Operation Band			
Result	PASS			

**Temperature vs. Frequency Stability**

<b>Temperature</b>	<b>Measurement Frequency (MHz)</b>			
(°C)	5720 MHz			
	0 Minute	2 Minute	5 Minute	10 Minute
-30	5720.0759	5720.0753	5720.0748	5720.0742
-20	5720.0758	5720.0757	5720.0750	5720.0747
-10	5720.0752	5720.0750	5720.0740	5720.0731
0	5720.0055	5720.0051	5720.0041	5720.0032
10	5720.0057	5720.0056	5720.0052	5720.0049
20	5720.0065	5720.0058	5720.0057	5720.0048
30	5720.0067	5720.0057	5720.0051	5720.0045
40	5720.0074	5720.0071	5720.0061	5720.0056
50	5720.0085	5720.0076	5720.0068	5720.0059
Max. Deviation (MHz)	0.0759	0.0757	0.0750	0.0747
Max. Deviation (ppm)	13.2692	13.2343	13.1119	13.0594
Limit	Within Operation Band			
Result	PASS			

**Mode: 20 MHz / Ant. 5****Voltage vs. Frequency Stability**

<b>Voltage</b>	<b>Measurement Frequency (MHz)</b>			
(V)	5500 MHz			
	0 Minute	2 Minute	5 Minute	10 Minute
138	5500.0072	5500.0071	5500.0067	5500.0063
120	5500.0065	5500.0062	5500.0061	5500.0053
102	5500.0062	5500.0055	5500.0052	5500.0048
Max. Deviation (MHz)	0.0072	0.0071	0.0067	0.0063
Max. Deviation (ppm)	1.3091	1.2909	1.2182	1.1455
Limit	Within Operation Band			
Result	PASS			

**Temperature vs. Frequency Stability**

<b>Temperature</b>	<b>Measurement Frequency (MHz)</b>			
(°C)	5500 MHz			
	0 Minute	2 Minute	5 Minute	10 Minute
-30	5500.0764	5500.0756	5500.0746	5500.0739
-20	5500.0755	5500.0753	5500.0745	5500.0735
-10	5500.0753	5500.0751	5500.0748	5500.0741
0	5500.0041	5500.0040	5500.0038	5500.0033
10	5500.0060	5500.0059	5500.0055	5500.0048
20	5500.0065	5500.0063	5500.0058	5500.0057
30	5500.0069	5500.0065	5500.0056	5500.0054
40	5500.0079	5500.0076	5500.0066	5500.0059
50	5500.0095	5500.0087	5500.0080	5500.0070
Max. Deviation (MHz)	0.0764	0.0756	0.0748	0.0741
Max. Deviation (ppm)	13.8909	13.7455	13.6000	13.4727
Limit	Within Operation Band			
Result	PASS			

**Voltage vs. Frequency Stability**

<b>Voltage</b>	<b>Measurement Frequency (MHz)</b>			
(V)	5580 MHz			
	0 Minute	2 Minute	5 Minute	10 Minute
138	5580.0071	5580.0066	5580.0061	5580.0055
120	5580.0065	5580.0055	5580.0048	5580.0047
102	5580.0055	5580.0047	5580.0037	5580.0029
Max. Deviation (MHz)	0.0071	0.0066	0.0061	0.0055
Max. Deviation (ppm)	1.2724	1.1828	1.0932	0.9857
Limit	Within Operation Band			
Result	PASS			

**Temperature vs. Frequency Stability**

<b>Temperature</b>	<b>Measurement Frequency (MHz)</b>			
(°C)	5580 MHz			
	0 Minute	2 Minute	5 Minute	10 Minute
-30	5580.0765	5580.0760	5580.0752	5580.0746
-20	5580.0755	5580.0745	5580.0737	5580.0730
-10	5580.0752	5580.0742	5580.0739	5580.0733
0	5580.0049	5580.0048	5580.0038	5580.0033
10	5580.0055	5580.0053	5580.0047	5580.0043
20	5580.0065	5580.0064	5580.0055	5580.0045
30	5580.0068	5580.0065	5580.0057	5580.0055
40	5580.0071	5580.0064	5580.0055	5580.0048
50	5580.0084	5580.0083	5580.0074	5580.0068
Max. Deviation (MHz)	0.0765	0.0760	0.0752	0.0746
Max. Deviation (ppm)	13.7097	13.6201	13.4767	13.3692
Limit	Within Operation Band			
Result	PASS			

**Voltage vs. Frequency Stability**

<b>Voltage</b>	<b>Measurement Frequency (MHz)</b>			
(V)	5700 MHz			
	0 Minute	2 Minute	5 Minute	10 Minute
138	5700.0067	5700.0063	5700.0054	5700.0053
120	5700.0065	5700.0056	5700.0047	5700.0042
102	5700.0057	5700.0054	5700.0050	5700.0049
Max. Deviation (MHz)	0.0067	0.0063	0.0054	0.0053
Max. Deviation (ppm)	1.1754	1.1053	0.9474	0.9298
Limit	Within Operation Band			
Result	PASS			

**Temperature vs. Frequency Stability**

<b>Temperature</b>	<b>Measurement Frequency (MHz)</b>			
(°C)	5700 MHz			
	0 Minute	2 Minute	5 Minute	10 Minute
-30	5700.0756	5700.0749	5700.0740	5700.0736
-20	5700.0753	5700.0748	5700.0744	5700.0735
-10	5700.0746	5700.0737	5700.0735	5700.0732
0	5700.0080	5700.0072	5700.0063	5700.0055
10	5700.0075	5700.0068	5700.0066	5700.0057
20	5700.0065	5700.0059	5700.0049	5700.0040
30	5700.0063	5700.0057	5700.0049	5700.0041
40	5700.0050	5700.0042	5700.0039	5700.0036
50	5700.0046	5700.0040	5700.0034	5700.0029
Max. Deviation (MHz)	0.0756	0.0749	0.0744	0.0736
Max. Deviation (ppm)	13.2632	13.1404	13.0526	12.9123
Limit	Within Operation Band			
Result	PASS			



**Voltage vs. Frequency Stability**

<b>Voltage</b>	<b>Measurement Frequency (MHz)</b>			
(V)	5720 MHz			
	0 Minute	2 Minute	5 Minute	10 Minute
138	5720.0079	5720.0074	5720.0067	5720.0063
120	5720.0069	5720.0062	5720.0055	5720.0047
102	5720.0061	5720.0059	5720.0054	5720.0050
Max. Deviation (MHz)	0.0079	0.0074	0.0067	0.0063
Max. Deviation (ppm)	1.3811	1.2937	1.1713	1.1014
Limit	Within Operation Band			
Result	PASS			

**Temperature vs. Frequency Stability**

<b>Temperature</b>	<b>Measurement Frequency (MHz)</b>			
(°C)	5720 MHz			
	0 Minute	2 Minute	5 Minute	10 Minute
-30	5720.0765	5720.0756	5720.0750	5720.0740
-20	5720.0756	5720.0754	5720.0748	5720.0747
-10	5720.0751	5720.0745	5720.0743	5720.0735
0	5720.0047	5720.0040	5720.0036	5720.0035
10	5720.0053	5720.0051	5720.0050	5720.0046
20	5720.0069	5720.0059	5720.0054	5720.0046
30	5720.0073	5720.0069	5720.0059	5720.0057
40	5720.0089	5720.0087	5720.0085	5720.0083
50	5720.0104	5720.0097	5720.0090	5720.0086
Max. Deviation (MHz)	0.0765	0.0756	0.0750	0.0747
Max. Deviation (ppm)	13.3741	13.2168	13.1119	13.0594
Limit	Within Operation Band			
Result	PASS			

**Mode: 20 MHz / Ant. 6****Voltage vs. Frequency Stability**

<b>Voltage</b>	<b>Measurement Frequency (MHz)</b>			
(V)	5500 MHz			
	0 Minute	2 Minute	5 Minute	10 Minute
138	5500.0074	5500.0064	5500.0058	5500.0055
120	5500.0072	5500.0067	5500.0059	5500.0056
102	5500.0067	5500.0059	5500.0058	5500.0054
Max. Deviation (MHz)	0.0074	0.0067	0.0059	0.0056
Max. Deviation (ppm)	1.3455	1.2182	1.0727	1.0182
Limit	Within Operation Band			
Result	PASS			

**Temperature vs. Frequency Stability**

<b>Temperature</b>	<b>Measurement Frequency (MHz)</b>			
(°C)	5500 MHz			
	0 Minute	2 Minute	5 Minute	10 Minute
-30	5500.0762	5500.0753	5500.0749	5500.0739
-20	5500.0755	5500.0746	5500.0741	5500.0739
-10	5500.0750	5500.0748	5500.0741	5500.0733
0	5500.0046	5500.0037	5500.0032	5500.0030
10	5500.0056	5500.0054	5500.0050	5500.0046
20	5500.0072	5500.0063	5500.0055	5500.0046
30	5500.0076	5500.0075	5500.0072	5500.0065
40	5500.0080	5500.0077	5500.0070	5500.0061
50	5500.0088	5500.0080	5500.0072	5500.0065
Max. Deviation (MHz)	0.0762	0.0753	0.0749	0.0739
Max. Deviation (ppm)	13.8545	13.6909	13.6182	13.4364
Limit	Within Operation Band			
Result	PASS			

**Voltage vs. Frequency Stability**

<b>Voltage</b>	<b>Measurement Frequency (MHz)</b>			
(V)	5580 MHz			
	0 Minute	2 Minute	5 Minute	10 Minute
138	5580.0071	5580.0070	5580.0062	5580.0055
120	5580.0065	5580.0061	5580.0058	5580.0055
102	5580.0059	5580.0057	5580.0053	5580.0044
Max. Deviation (MHz)	0.0071	0.0070	0.0062	0.0055
Max. Deviation (ppm)	1.2724	1.2545	1.1111	0.9857
Limit	Within Operation Band			
Result	PASS			

**Temperature vs. Frequency Stability**

<b>Temperature</b>	<b>Measurement Frequency (MHz)</b>			
(°C)	5580 MHz			
	0 Minute	2 Minute	5 Minute	10 Minute
-30	5580.0755	5580.0753	5580.0745	5580.0741
-20	5580.0753	5580.0750	5580.0740	5580.0736
-10	5580.0752	5580.0745	5580.0738	5580.0732
0	5580.0046	5580.0037	5580.0032	5580.0028
10	5580.0060	5580.0051	5580.0050	5580.0042
20	5580.0065	5580.0062	5580.0061	5580.0060
30	5580.0070	5580.0067	5580.0066	5580.0059
40	5580.0076	5580.0067	5580.0066	5580.0064
50	5580.0090	5580.0082	5580.0072	5580.0065
Max. Deviation (MHz)	0.0755	0.0753	0.0745	0.0741
Max. Deviation (ppm)	13.5305	13.4946	13.3513	13.2796
Limit	Within Operation Band			
Result	PASS			

**Voltage vs. Frequency Stability**

<b>Voltage</b>	<b>Measurement Frequency (MHz)</b>			
(V)	5700 MHz			
	0 Minute	2 Minute	5 Minute	10 Minute
138	5700.0058	5700.0049	5700.0039	5700.0030
120	5700.0048	5700.0044	5700.0038	5700.0032
102	5700.0042	5700.0038	5700.0036	5700.0028
Max. Deviation (MHz)	0.0058	0.0049	0.0039	0.0032
Max. Deviation (ppm)	1.0175	0.8596	0.6842	0.5614
Limit	Within Operation Band			
Result	PASS			

**Temperature vs. Frequency Stability**

<b>Temperature</b>	<b>Measurement Frequency (MHz)</b>			
(°C)	5700 MHz			
	0 Minute	2 Minute	5 Minute	10 Minute
-30	5700.0759	5700.0757	5700.0751	5700.0744
-20	5700.0755	5700.0750	5700.0748	5700.0744
-10	5700.0747	5700.0738	5700.0728	5700.0722
0	5700.0010	5700.0003	5700.0000	5699.9993
10	5700.0029	5700.0022	5700.0017	5700.0008
20	5700.0048	5700.0042	5700.0035	5700.0031
30	5700.0052	5700.0047	5700.0040	5700.0030
40	5700.0053	5700.0045	5700.0035	5700.0029
50	5700.0054	5700.0052	5700.0047	5700.0045
Max. Deviation (MHz)	0.076	0.076	0.075	0.074
Max. Deviation (ppm)	13.3158	13.2807	13.1754	13.0526
Limit	Within Operation Band			
Result	PASS			

**Voltage vs. Frequency Stability**

<b>Voltage</b>	<b>Measurement Frequency (MHz)</b>			
(V)	5720 MHz			
	0 Minute	2 Minute	5 Minute	10 Minute
138	5720.0074	5720.0064	5720.0056	5720.0047
120	5720.0071	5720.0064	5720.0063	5720.0055
102	5720.0065	5720.0057	5720.0047	5720.0045
Max. Deviation (MHz)	0.0074	0.0064	0.0063	0.0055
Max. Deviation (ppm)	1.2937	1.1189	1.1014	0.9615
Limit	Within Operation Band			
Result	PASS			

**Temperature vs. Frequency Stability**

<b>Temperature</b>	<b>Measurement Frequency (MHz)</b>			
(°C)	5720 MHz			
	0 Minute	2 Minute	5 Minute	10 Minute
-30	5720.0758	5720.0757	5720.0754	5720.0751
-20	5720.0756	5720.0755	5720.0747	5720.0741
-10	5720.0750	5720.0747	5720.0743	5720.0741
0	5720.0051	5720.0047	5720.0045	5720.0039
10	5720.0059	5720.0050	5720.0040	5720.0038
20	5720.0071	5720.0065	5720.0058	5720.0051
30	5720.0074	5720.0071	5720.0064	5720.0057
40	5720.0088	5720.0079	5720.0069	5720.0065
50	5720.0102	5720.0093	5720.0083	5720.0082
Max. Deviation (MHz)	0.0758	0.0757	0.0754	0.0751
Max. Deviation (ppm)	13.2517	13.2343	13.1818	13.1294
Limit	Within Operation Band			
Result	PASS			

**Mode: 40 MHz / Ant. 1****Voltage vs. Frequency Stability**

<b>Voltage</b>	<b>Measurement Frequency (MHz)</b>			
(V)	5270 MHz			
	0 Minute	2 Minute	5 Minute	10 Minute
138	5270.0293	5270.0284	5270.0281	5270.0279
120	5270.0292	5270.0290	5270.0285	5270.0282
102	5270.0290	5270.0280	5270.0273	5270.0266
Max. Deviation (MHz)	0.0293	0.0290	0.0285	0.0282
Max. Deviation (ppm)	5.5598	5.5028	5.4080	5.3510
Limit	Within Operation Band			
Result	PASS			

**Temperature vs. Frequency Stability**

<b>Temperature</b>	<b>Measurement Frequency (MHz)</b>			
(°C)	5270 MHz			
	0 Minute	2 Minute	5 Minute	10 Minute
-30	5270.0725	5270.0724	5270.0723	5270.0723
-20	5270.0726	5270.0726	5270.0725	5270.0724
-10	5270.0726	5270.0726	5270.0726	5270.0725
0	5270.0279	5270.0271	5270.0270	5270.0267
10	5270.0290	5270.0280	5270.0279	5270.0277
20	5270.0292	5270.0291	5270.0285	5270.0279
30	5270.0295	5270.0288	5270.0287	5270.0284
40	5270.0314	5270.0310	5270.0309	5270.0302
50	5270.0329	5270.0325	5270.0315	5270.0312
Max. Deviation (MHz)	0.0726	0.0726	0.0725	0.0725
Max. Deviation (ppm)	13.7799	13.7780	13.7666	13.7533
Limit	Within Operation Band			
Result	PASS			

**Voltage vs. Frequency Stability**

<b>Voltage</b>	<b>Measurement Frequency (MHz)</b>			
(V)	5310 MHz			
	0 Minute	2 Minute	5 Minute	10 Minute
138	5310.0301	5310.0293	5310.0287	5310.0279
120	5310.0295	5310.0287	5310.0286	5310.0276
102	5310.0285	5310.0279	5310.0273	5310.0270
Max. Deviation (MHz)	0.0301	0.0293	0.0287	0.0279
Max. Deviation (ppm)	5.6685	5.5179	5.4049	5.2542
Limit	Within Operation Band			
Result	PASS			

**Temperature vs. Frequency Stability**

<b>Temperature</b>	<b>Measurement Frequency (MHz)</b>			
(°C)	5310 MHz			
	0 Minute	2 Minute	5 Minute	10 Minute
-30	5310.0735	5310.0735	5310.0735	5310.0734
-20	5310.0734	5310.0733	5310.0733	5310.0732
-10	5310.0733	5310.0732	5310.0732	5310.0731
0	5310.0330	5310.0328	5310.0327	5310.0323
10	5310.0310	5310.0304	5310.0301	5310.0299
20	5310.0295	5310.0288	5310.0286	5310.0276
30	5310.0292	5310.0284	5310.0279	5310.0276
40	5310.0276	5310.0271	5310.0261	5310.0255
50	5310.0266	5310.0259	5310.0257	5310.0253
Max. Deviation (MHz)	0.0735	0.0735	0.0734	0.0734
Max. Deviation (ppm)	13.8456	13.8362	13.8324	13.8286
Limit	Within Operation Band			
Result	PASS			



**Mode: 40 MHz / Ant. 2**

**Voltage vs. Frequency Stability**

Voltage	Measurement Frequency (MHz)			
(V)	5270 MHz			
	0 Minute	2 Minute	5 Minute	10 Minute
138	5270.0303	5270.0293	5270.0291	5270.0284
120	5270.0295	5270.0292	5270.0290	5270.0281
102	5270.0293	5270.0292	5270.0285	5270.0275
Max. Deviation (MHz)	0.0303	0.0293	0.0291	0.0284
Max. Deviation (ppm)	5.7495	5.5598	5.5218	5.3890
Limit	Within Operation Band			
Result	PASS			

**Temperature vs. Frequency Stability**

Temperature	Measurement Frequency (MHz)			
(°C)	5270 MHz			
	0 Minute	2 Minute	5 Minute	10 Minute
-30	5270.0735	5270.0735	5270.0735	5270.0734
-20	5270.0734	5270.0734	5270.0733	5270.0732
-10	5270.0734	5270.0733	5270.0733	5270.0733
0	5270.0321	5270.0311	5270.0304	5270.0300
10	5270.0308	5270.0306	5270.0301	5270.0292
20	5270.0295	5270.0288	5270.0278	5270.0274
30	5270.0293	5270.0285	5270.0283	5270.0282
40	5270.0288	5270.0284	5270.0274	5270.0266
50	5270.0286	5270.0285	5270.0282	5270.0274
Max. Deviation (MHz)	0.0735	0.0735	0.0735	0.0734
Max. Deviation (ppm)	13.9526	13.9469	13.9431	13.9260
Limit	Within Operation Band			
Result	PASS			



**Voltage vs. Frequency Stability**

<b>Voltage</b>	<b>Measurement Frequency (MHz)</b>			
(V)	5310 MHz			
	0 Minute	2 Minute	5 Minute	10 Minute
138	5310.0305	5310.0298	5310.0289	5310.0287
120	5310.0298	5310.0295	5310.0287	5310.0285
102	5310.0291	5310.0286	5310.0277	5310.0272
Max. Deviation (MHz)	0.0305	0.0298	0.0289	0.0287
Max. Deviation (ppm)	5.7439	5.6121	5.4426	5.4049
Limit	Within Operation Band			
Result	PASS			

**Temperature vs. Frequency Stability**

<b>Temperature</b>	<b>Measurement Frequency (MHz)</b>			
(°C)	5310 MHz			
	0 Minute	2 Minute	5 Minute	10 Minute
-30	5310.0722	5310.0722	5310.0721	5310.0721
-20	5310.0724	5310.0724	5310.0723	5310.0722
-10	5310.0725	5310.0725	5310.0724	5310.0724
0	5310.0270	5310.0263	5310.0259	5310.0258
10	5310.0288	5310.0286	5310.0278	5310.0271
20	5310.0298	5310.0289	5310.0285	5310.0281
30	5310.0302	5310.0297	5310.0292	5310.0286
40	5310.0308	5310.0302	5310.0294	5310.0286
50	5310.0326	5310.0324	5310.0323	5310.0314
Max. Deviation (MHz)	0.0725	0.0725	0.0724	0.0724
Max. Deviation (ppm)	13.6535	13.6478	13.6403	13.6347
Limit	Within Operation Band			
Result	PASS			



**Mode: 40 MHz / Ant. 3**

**Voltage vs. Frequency Stability**

<b>Voltage</b>	<b>Measurement Frequency (MHz)</b>			
(V)	5510 MHz			
	0 Minute	2 Minute	5 Minute	10 Minute
138	5510.0048	5510.0038	5510.0036	5510.0033
120	5510.0043	5510.0033	5510.0029	5510.0023
102	5510.0042	5510.0033	5510.0023	5510.0018
Max. Deviation (MHz)	0.0048	0.0038	0.0036	0.0033
Max. Deviation (ppm)	0.8711	0.6897	0.6534	0.5989
Limit	Within Operation Band			
Result	PASS			

**Temperature vs. Frequency Stability**

<b>Temperature</b>	<b>Measurement Frequency (MHz)</b>			
(°C)	5510 MHz			
	0 Minute	2 Minute	5 Minute	10 Minute
-30	5510.0580	5510.0572	5510.0568	5510.0565
-20	5510.0576	5510.0569	5510.0559	5510.0558
-10	5510.0572	5510.0563	5510.0555	5510.0552
0	5510.0052	5510.0051	5510.0049	5510.0048
10	5510.0046	5510.0040	5510.0032	5510.0023
20	5510.0043	5510.0042	5510.0034	5510.0029
30	5510.0040	5510.0038	5510.0035	5510.0027
40	5510.0022	5510.0021	5510.0012	5510.0002
50	5510.0012	5510.0009	5510.0000	5509.9992
Max. Deviation (MHz)	0.0580	0.0572	0.0568	0.0565
Max. Deviation (ppm)	10.5263	10.3811	10.3085	10.2541
Limit	Within Operation Band			
Result	PASS			

**Voltage vs. Frequency Stability**

Voltage	Measurement Frequency (MHz)			
(V)	5550 MHz			
	0 Minute	2 Minute	5 Minute	10 Minute
138	5550.0059	5550.0052	5550.0044	5550.0039
120	5550.0056	5550.0053	5550.0044	5550.0035
102	5550.0052	5550.0050	5550.0048	5550.0038
Max. Deviation (MHz)	0.0059	0.0053	0.0048	0.0039
Max. Deviation (ppm)	1.0631	0.9550	0.8649	0.7027
Limit	Within Operation Band			
Result	PASS			

**Temperature vs. Frequency Stability**

Temperature	Measurement Frequency (MHz)			
(°C)	5550 MHz			
	0 Minute	2 Minute	5 Minute	10 Minute
-30	5550.0583	5550.0580	5550.0575	5550.0565
-20	5550.0579	5550.0570	5550.0563	5550.0558
-10	5550.0574	5550.0564	5550.0555	5550.0551
0	5550.0076	5550.0073	5550.0063	5550.0055
10	5550.0074	5550.0070	5550.0061	5550.0055
20	5550.0056	5550.0047	5550.0039	5550.0032
30	5550.0051	5550.0050	5550.0049	5550.0044
40	5550.0047	5550.0040	5550.0031	5550.0023
50	5550.0037	5550.0030	5550.0026	5550.0019
Max. Deviation (MHz)	0.0583	0.0580	0.0575	0.0565
Max. Deviation (ppm)	10.5045	10.4505	10.3604	10.1802
Limit	Within Operation Band			
Result	PASS			

**Voltage vs. Frequency Stability**

<b>Voltage</b>	<b>Measurement Frequency (MHz)</b>			
(V)	5670 MHz			
	0 Minute	2 Minute	5 Minute	10 Minute
138	5670.0122	5670.0112	5670.0111	5670.0110
120	5670.0117	5670.0113	5670.0110	5670.0108
102	5670.0111	5670.0104	5670.0098	5670.0088
Max. Deviation (MHz)	0.0122	0.0113	0.0111	0.0110
Max. Deviation (ppm)	2.1517	1.9929	1.9577	1.9400
Limit	Within Operation Band			
Result	PASS			

**Temperature vs. Frequency Stability**

<b>Temperature</b>	<b>Measurement Frequency (MHz)</b>			
(°C)	5670 MHz			
	0 Minute	2 Minute	5 Minute	10 Minute
-30	5670.0763	5670.0756	5670.0752	5670.0746
-20	5670.0758	5670.0749	5670.0744	5670.0740
-10	5670.0757	5670.0749	5670.0747	5670.0742
0	5670.0096	5670.0094	5670.0084	5670.0074
10	5670.0097	5670.0095	5670.0092	5670.0090
20	5670.0117	5670.0111	5670.0107	5670.0097
30	5670.0120	5670.0116	5670.0114	5670.0105
40	5670.0128	5670.0123	5670.0121	5670.0116
50	5670.0133	5670.0123	5670.0118	5670.0111
Max. Deviation (MHz)	0.0763	0.0756	0.0752	0.0746
Max. Deviation (ppm)	13.4568	13.3333	13.2628	13.1570
Limit	Within Operation Band			
Result	PASS			

**Voltage vs. Frequency Stability**

<b>Voltage</b>	<b>Measurement Frequency (MHz)</b>			
(V)	5710 MHz			
	0 Minute	2 Minute	5 Minute	10 Minute
138	5710.0070	5710.0063	5710.0057	5710.0047
120	5710.0065	5710.0064	5710.0054	5710.0046
102	5710.0060	5710.0055	5710.0049	5710.0041
Max. Deviation (MHz)	0.0070	0.0064	0.0057	0.0047
Max. Deviation (ppm)	1.2259	1.1208	0.9982	0.8231
Limit	Within Operation Band			
Result	PASS			

**Temperature vs. Frequency Stability**

<b>Temperature</b>	<b>Measurement Frequency (MHz)</b>			
(°C)	5710 MHz			
	0 Minute	2 Minute	5 Minute	10 Minute
-30	5710.0762	5710.0760	5710.0752	5710.0750
-20	5710.0752	5710.0744	5710.0742	5710.0734
-10	5710.0746	5710.0745	5710.0736	5710.0729
0	5710.0030	5710.0028	5710.0019	5710.0016
10	5710.0050	5710.0046	5710.0038	5710.0029
20	5710.0065	5710.0064	5710.0055	5710.0050
30	5710.0070	5710.0063	5710.0060	5710.0054
40	5710.0089	5710.0082	5710.0076	5710.0066
50	5710.0095	5710.0090	5710.0081	5710.0073
Max. Deviation (MHz)	0.0762	0.0760	0.0752	0.0750
Max. Deviation (ppm)	13.3450	13.3100	13.1699	13.1349
Limit	Within Operation Band			
Result	PASS			

**Mode: 40 MHz / Ant. 4****Voltage vs. Frequency Stability**

<b>Voltage</b>	<b>Measurement Frequency (MHz)</b>			
(V)	5510 MHz			
	0 Minute	2 Minute	5 Minute	10 Minute
138	5510.0069	5510.0064	5510.0062	5510.0059
120	5510.0065	5510.0057	5510.0050	5510.0042
102	5510.0057	5510.0049	5510.0048	5510.0040
Max. Deviation (MHz)	0.0069	0.0064	0.0062	0.0059
Max. Deviation (ppm)	1.2523	1.1615	1.1252	1.0708
Limit	Within Operation Band			
Result	PASS			

**Temperature vs. Frequency Stability**

<b>Temperature</b>	<b>Measurement Frequency (MHz)</b>			
(°C)	5510 MHz			
	0 Minute	2 Minute	5 Minute	10 Minute
-30	5510.0588	5510.0586	5510.0580	5510.0574
-20	5510.0578	5510.0575	5510.0566	5510.0562
-10	5510.0570	5510.0564	5510.0555	5510.0549
0	5510.0042	5510.0038	5510.0030	5510.0022
10	5510.0058	5510.0050	5510.0044	5510.0036
20	5510.0065	5510.0057	5510.0053	5510.0043
30	5510.0068	5510.0060	5510.0058	5510.0052
40	5510.0081	5510.0079	5510.0073	5510.0063
50	5510.0096	5510.0094	5510.0091	5510.0087
Max. Deviation (MHz)	0.0588	0.0586	0.0580	0.0574
Max. Deviation (ppm)	10.6715	10.6352	10.5263	10.4174
Limit	Within Operation Band			
Result	PASS			

**Voltage vs. Frequency Stability**

<b>Voltage</b>	<b>Measurement Frequency (MHz)</b>			
(V)	5550 MHz			
	0 Minute	2 Minute	5 Minute	10 Minute
138	5550.0076	5550.0075	5550.0067	5550.0057
120	5550.0071	5550.0061	5550.0059	5550.0050
102	5550.0067	5550.0063	5550.0058	5550.0052
Max. Deviation (MHz)	0.0076	0.0075	0.0067	0.0057
Max. Deviation (ppm)	1.3694	1.3514	1.2072	1.0270
Limit	Within Operation Band			
Result	PASS			

**Temperature vs. Frequency Stability**

<b>Temperature</b>	<b>Measurement Frequency (MHz)</b>			
(°C)	5550 MHz			
	0 Minute	2 Minute	5 Minute	10 Minute
-30	5550.0580	5550.0579	5550.0572	5550.0571
-20	5550.0578	5550.0575	5550.0567	5550.0560
-10	5550.0572	5550.0566	5550.0561	5550.0557
0	5550.0095	5550.0094	5550.0089	5550.0081
10	5550.0089	5550.0087	5550.0077	5550.0068
20	5550.0071	5550.0064	5550.0057	5550.0050
30	5550.0067	5550.0059	5550.0056	5550.0055
40	5550.0058	5550.0054	5550.0045	5550.0036
50	5550.0051	5550.0045	5550.0035	5550.0033
Max. Deviation (MHz)	0.0580	0.0579	0.0572	0.0571
Max. Deviation (ppm)	10.4505	10.4324	10.3063	10.2883
Limit	Within Operation Band			
Result	PASS			

**Voltage vs. Frequency Stability**

<b>Voltage</b>	<b>Measurement Frequency (MHz)</b>			
(V)	5670 MHz			
	0 Minute	2 Minute	5 Minute	10 Minute
138	5670.0101	5670.0100	5670.0096	5670.0091
120	5670.0095	5670.0088	5670.0080	5670.0077
102	5670.0090	5670.0081	5670.0074	5670.0072
Max. Deviation (MHz)	0.0101	0.0100	0.0096	0.0091
Max. Deviation (ppm)	1.7813	1.7637	1.6931	1.6049
Limit	Within Operation Band			
Result	PASS			

**Temperature vs. Frequency Stability**

<b>Temperature</b>	<b>Measurement Frequency (MHz)</b>			
(°C)	5670 MHz			
	0 Minute	2 Minute	5 Minute	10 Minute
-30	5670.0767	5670.0759	5670.0751	5670.0748
-20	5670.0758	5670.0754	5670.0752	5670.0744
-10	5670.0748	5670.0741	5670.0735	5670.0727
0	5670.0069	5670.0063	5670.0056	5670.0055
10	5670.0086	5670.0080	5670.0078	5670.0071
20	5670.0095	5670.0092	5670.0090	5670.0088
30	5670.0101	5670.0096	5670.0091	5670.0087
40	5670.0115	5670.0114	5670.0113	5670.0109
50	5670.0133	5670.0123	5670.0117	5670.0115
Max. Deviation (MHz)	0.0767	0.0759	0.0752	0.0748
Max. Deviation (ppm)	13.5273	13.3862	13.2628	13.1922
Limit	Within Operation Band			
Result	PASS			



**Voltage vs. Frequency Stability**

<b>Voltage</b>	<b>Measurement Frequency (MHz)</b>			
(V)	5710 MHz			
	0 Minute	2 Minute	5 Minute	10 Minute
138	5710.0076	5710.0074	5710.0068	5710.0062
120	5710.0074	5710.0069	5710.0062	5710.0059
102	5710.0066	5710.0056	5710.0050	5710.0043
Max. Deviation (MHz)	0.0076	0.0074	0.0068	0.0062
Max. Deviation (ppm)	1.3310	1.2960	1.1909	1.0858
Limit	Within Operation Band			
Result	PASS			

**Temperature vs. Frequency Stability**

<b>Temperature</b>	<b>Measurement Frequency (MHz)</b>			
(°C)	5710 MHz			
	0 Minute	2 Minute	5 Minute	10 Minute
-30	5710.0763	5710.0762	5710.0757	5710.0751
-20	5710.0759	5710.0751	5710.0746	5710.0741
-10	5710.0752	5710.0742	5710.0733	5710.0723
0	5710.0050	5710.0049	5710.0048	5710.0047
10	5710.0064	5710.0059	5710.0052	5710.0051
20	5710.0074	5710.0073	5710.0066	5710.0061
30	5710.0078	5710.0076	5710.0073	5710.0067
40	5710.0090	5710.0084	5710.0077	5710.0067
50	5710.0099	5710.0093	5710.0092	5710.0083
Max. Deviation (MHz)	0.0763	0.0762	0.0757	0.0751
Max. Deviation (ppm)	13.3625	13.3450	13.2574	13.1524
Limit	Within Operation Band			
Result	PASS			



**Mode: 40 MHz / Ant. 5**

**Voltage vs. Frequency Stability**

Voltage	Measurement Frequency (MHz)			
(V)	5510 MHz			
	0 Minute	2 Minute	5 Minute	10 Minute
138	5510.0061	5510.0052	5510.0042	5510.0032
120	5510.0056	5510.0051	5510.0048	5510.0045
102	5510.0054	5510.0051	5510.0049	5510.0043
Max. Deviation (MHz)	0.0061	0.0052	0.0049	0.0045
Max. Deviation (ppm)	1.1071	0.9437	0.8893	0.8167
Limit	Within Operation Band			
Result	PASS			

**Temperature vs. Frequency Stability**

Temperature	Measurement Frequency (MHz)			
(°C)	5510 MHz			
	0 Minute	2 Minute	5 Minute	10 Minute
-30	5510.0579	5510.0571	5510.0570	5510.0561
-20	5510.0573	5510.0568	5510.0558	5510.0554
-10	5510.0569	5510.0565	5510.0558	5510.0549
0	5510.0076	5510.0066	5510.0058	5510.0050
10	5510.0059	5510.0052	5510.0047	5510.0043
20	5510.0056	5510.0053	5510.0050	5510.0043
30	5510.0055	5510.0047	5510.0037	5510.0031
40	5510.0048	5510.0038	5510.0029	5510.0026
50	5510.0036	5510.0029	5510.0026	5510.0020
Max. Deviation (MHz)	0.0579	0.0571	0.0570	0.0561
Max. Deviation (ppm)	10.5082	10.3630	10.3448	10.1815
Limit	Within Operation Band			
Result	PASS			

**Voltage vs. Frequency Stability**

<b>Voltage</b>	<b>Measurement Frequency (MHz)</b>			
(V)	5550 MHz			
	0 Minute	2 Minute	5 Minute	10 Minute
138	5550.0066	5550.0059	5550.0052	5550.0049
120	5550.0065	5550.0063	5550.0060	5550.0058
102	5550.0061	5550.0055	5550.0051	5550.0047
Max. Deviation (MHz)	0.0066	0.0063	0.0060	0.0058
Max. Deviation (ppm)	1.1892	1.1351	1.0811	1.0450
Limit	Within Operation Band			
Result	PASS			

**Temperature vs. Frequency Stability**

<b>Temperature</b>	<b>Measurement Frequency (MHz)</b>			
(°C)	5550 MHz			
	0 Minute	2 Minute	5 Minute	10 Minute
-30	5550.0577	5550.0572	5550.0570	5550.0566
-20	5550.0574	5550.0571	5550.0570	5550.0566
-10	5550.0565	5550.0559	5550.0555	5550.0549
0	5550.0040	5550.0032	5550.0022	5550.0014
10	5550.0060	5550.0056	5550.0047	5550.0040
20	5550.0065	5550.0057	5550.0048	5550.0047
30	5550.0069	5550.0063	5550.0056	5550.0050
40	5550.0081	5550.0071	5550.0070	5550.0065
50	5550.0091	5550.0082	5550.0079	5550.0073
Max. Deviation (MHz)	0.0577	0.0572	0.0570	0.0566
Max. Deviation (ppm)	10.3964	10.3063	10.2703	10.1982
Limit	Within Operation Band			
Result	PASS			

**Voltage vs. Frequency Stability**

<b>Voltage</b>	<b>Measurement Frequency (MHz)</b>			
(V)	5670 MHz			
	0 Minute	2 Minute	5 Minute	10 Minute
138	5670.0097	5670.0094	5670.0093	5670.0088
120	5670.0091	5670.0085	5670.0084	5670.0080
102	5670.0082	5670.0076	5670.0069	5670.0068
Max. Deviation (MHz)	0.0097	0.0094	0.0093	0.0088
Max. Deviation (ppm)	1.7108	1.6578	1.6402	1.5520
Limit	Within Operation Band			
Result	PASS			

**Temperature vs. Frequency Stability**

<b>Temperature</b>	<b>Measurement Frequency (MHz)</b>			
(°C)	5670 MHz			
	0 Minute	2 Minute	5 Minute	10 Minute
-30	5670.0761	5670.0754	5670.0749	5670.0745
-20	5670.0756	5670.0749	5670.0747	5670.0739
-10	5670.0751	5670.0743	5670.0733	5670.0726
0	5670.0106	5670.0099	5670.0091	5670.0088
10	5670.0093	5670.0092	5670.0088	5670.0081
20	5670.0091	5670.0081	5670.0075	5670.0074
30	5670.0088	5670.0078	5670.0071	5670.0066
40	5670.0073	5670.0064	5670.0054	5670.0049
50	5670.0055	5670.0054	5670.0051	5670.0047
Max. Deviation (MHz)	0.0761	0.0754	0.0749	0.0745
Max. Deviation (ppm)	13.4215	13.2981	13.2099	13.1393
Limit	Within Operation Band			
Result	PASS			

**Voltage vs. Frequency Stability**

<b>Voltage</b>	<b>Measurement Frequency (MHz)</b>			
(V)	5710 MHz			
	0 Minute	2 Minute	5 Minute	10 Minute
138	5710.0077	5710.0075	5710.0072	5710.0062
120	5710.0069	5710.0060	5710.0050	5710.0046
102	5710.0060	5710.0059	5710.0055	5710.0045
Max. Deviation (MHz)	0.0077	0.0075	0.0072	0.0062
Max. Deviation (ppm)	1.3485	1.3135	1.2609	1.0858
Limit	Within Operation Band			
Result	PASS			

**Temperature vs. Frequency Stability**

<b>Temperature</b>	<b>Measurement Frequency (MHz)</b>			
(°C)	5710 MHz			
	0 Minute	2 Minute	5 Minute	10 Minute
-30	5710.0761	5710.0759	5710.0753	5710.0748
-20	5710.0756	5710.0752	5710.0745	5710.0737
-10	5710.0754	5710.0746	5710.0742	5710.0740
0	5710.0060	5710.0053	5710.0050	5710.0041
10	5710.0064	5710.0056	5710.0052	5710.0044
20	5710.0069	5710.0061	5710.0056	5710.0047
30	5710.0072	5710.0063	5710.0062	5710.0059
40	5710.0079	5710.0073	5710.0067	5710.0057
50	5710.0093	5710.0085	5710.0078	5710.0075
Max. Deviation (MHz)	0.0761	0.0759	0.0753	0.0748
Max. Deviation (ppm)	13.3275	13.2925	13.1874	13.0998
Limit	Within Operation Band			
Result	PASS			



**Mode: 40 MHz / Ant. 6**

**Voltage vs. Frequency Stability**

Voltage	Measurement Frequency (MHz)			
(V)	5510 MHz			
	0 Minute	2 Minute	5 Minute	10 Minute
138	5510.0072	5510.0067	5510.0065	5510.0057
120	5510.0068	5510.0067	5510.0058	5510.0057
102	5510.0063	5510.0062	5510.0052	5510.0050
Max. Deviation (MHz)	0.0072	0.0067	0.0065	0.0057
Max. Deviation (ppm)	1.3067	1.2160	1.1797	1.0345
Limit	Within Operation Band			
Result	PASS			

**Temperature vs. Frequency Stability**

Temperature	Measurement Frequency (MHz)			
(°C)	5510 MHz			
	0 Minute	2 Minute	5 Minute	10 Minute
-30	5510.0576	5510.0574	5510.0568	5510.0566
-20	5510.0575	5510.0565	5510.0561	5510.0557
-10	5510.0572	5510.0571	5510.0564	5510.0556
0	5510.0034	5510.0026	5510.0023	5510.0014
10	5510.0050	5510.0046	5510.0038	5510.0030
20	5510.0068	5510.0065	5510.0055	5510.0046
30	5510.0073	5510.0064	5510.0055	5510.0049
40	5510.0088	5510.0083	5510.0078	5510.0068
50	5510.0100	5510.0096	5510.0088	5510.0086
Max. Deviation (MHz)	0.0576	0.0574	0.0568	0.0566
Max. Deviation (ppm)	10.4537	10.4174	10.3085	10.2722
Limit	Within Operation Band			
Result	PASS			

**Voltage vs. Frequency Stability**

<b>Voltage</b>	<b>Measurement Frequency (MHz)</b>			
(V)	5550 MHz			
	0 Minute	2 Minute	5 Minute	10 Minute
138	5550.0071	5550.0062	5550.0052	5550.0048
120	5550.0069	5550.0067	5550.0058	5550.0055
102	5550.0065	5550.0061	5550.0059	5550.0051
Max. Deviation (MHz)	0.0071	0.0067	0.0059	0.0055
Max. Deviation (ppm)	1.2793	1.2072	1.0631	0.9910
Limit	Within Operation Band			
Result	PASS			

**Temperature vs. Frequency Stability**

<b>Temperature</b>	<b>Measurement Frequency (MHz)</b>			
(°C)	5550 MHz			
	0 Minute	2 Minute	5 Minute	10 Minute
-30	5550.0761	5550.0758	5550.0750	5550.0741
-20	5550.0757	5550.0750	5550.0741	5550.0737
-10	5550.0751	5550.0749	5550.0742	5550.0741
0	5550.0038	5550.0033	5550.0028	5550.0022
10	5550.0052	5550.0051	5550.0047	5550.0040
20	5550.0069	5550.0061	5550.0052	5550.0043
30	5550.0071	5550.0061	5550.0060	5550.0056
40	5550.0078	5550.0068	5550.0063	5550.0059
50	5550.0089	5550.0081	5550.0071	5550.0062
Max. Deviation (MHz)	0.0761	0.0758	0.0750	0.0741
Max. Deviation (ppm)	13.7117	13.6577	13.5135	13.3514
Limit	Within Operation Band			
Result	PASS			

**Voltage vs. Frequency Stability**

<b>Voltage</b>	<b>Measurement Frequency (MHz)</b>			
(V)	5670 MHz			
	0 Minute	2 Minute	5 Minute	10 Minute
138	5670.0089	5670.0088	5670.0087	5670.0086
120	5670.0087	5670.0083	5670.0079	5670.0073
102	5670.0082	5670.0075	5670.0072	5670.0066
Max. Deviation (MHz)	0.0089	0.0088	0.0087	0.0086
Max. Deviation (ppm)	1.5697	1.5520	1.5344	1.5168
Limit	Within Operation Band			
Result	PASS			

**Temperature vs. Frequency Stability**

<b>Temperature</b>	<b>Measurement Frequency (MHz)</b>			
(°C)	5670 MHz			
	0 Minute	2 Minute	5 Minute	10 Minute
-30	5670.0762	5670.0759	5670.0754	5670.0745
-20	5670.0757	5670.0750	5670.0742	5670.0733
-10	5670.0747	5670.0739	5670.0729	5670.0727
0	5670.0067	5670.0062	5670.0054	5670.0051
10	5670.0070	5670.0064	5670.0056	5670.0054
20	5670.0087	5670.0079	5670.0078	5670.0077
30	5670.0090	5670.0084	5670.0083	5670.0077
40	5670.0109	5670.0100	5670.0093	5670.0083
50	5670.0128	5670.0126	5670.0123	5670.0117
Max. Deviation (MHz)	0.0762	0.0759	0.0754	0.0745
Max. Deviation (ppm)	13.4392	13.3862	13.2981	13.1393
Limit	Within Operation Band			
Result	PASS			



**Voltage vs. Frequency Stability**

<b>Voltage</b>	<b>Measurement Frequency (MHz)</b>			
(V)	5710 MHz			
	0 Minute	2 Minute	5 Minute	10 Minute
138	5710.0080	5710.0079	5710.0070	5710.0066
120	5710.0076	5710.0073	5710.0069	5710.0067
102	5710.0068	5710.0067	5710.0059	5710.0049
Max. Deviation (MHz)	0.0080	0.0079	0.0070	0.0067
Max. Deviation (ppm)	1.4011	1.3835	1.2259	1.1734
Limit	Within Operation Band			
Result	PASS			

**Temperature vs. Frequency Stability**

<b>Temperature</b>	<b>Measurement Frequency (MHz)</b>			
(°C)	5710 MHz			
	0 Minute	2 Minute	5 Minute	10 Minute
-30	5710.0760	5710.0759	5710.0750	5710.0747
-20	5710.0752	5710.0747	5710.0743	5710.0735
-10	5710.0749	5710.0740	5710.0739	5710.0733
0	5710.0092	5710.0088	5710.0080	5710.0070
10	5710.0091	5710.0087	5710.0083	5710.0076
20	5710.0076	5710.0075	5710.0071	5710.0062
30	5710.0074	5710.0067	5710.0065	5710.0064
40	5710.0070	5710.0066	5710.0065	5710.0056
50	5710.0052	5710.0048	5710.0041	5710.0034
Max. Deviation (MHz)	0.0760	0.0759	0.0750	0.0747
Max. Deviation (ppm)	13.3100	13.2925	13.1349	13.0823
Limit	Within Operation Band			
Result	PASS			

**Mode: 80 MHz / Ant. 1****Voltage vs. Frequency Stability**

<b>Voltage</b>	<b>Measurement Frequency (MHz)</b>			
(V)	5290 MHz			
	0 Minute	2 Minute	5 Minute	10 Minute
138	5290.0287	5290.0285	5290.0284	5290.0277
120	5290.0286	5290.0283	5290.0274	5290.0269
102	5290.0282	5290.0272	5290.0267	5290.0264
Max. Deviation (MHz)	0.0287	0.0285	0.0284	0.0277
Max. Deviation (ppm)	5.4253	5.3875	5.3686	5.2363
Limit	Within Operation Band			
Result	PASS			

**Temperature vs. Frequency Stability**

<b>Temperature</b>	<b>Measurement Frequency (MHz)</b>			
(°C)	5290 MHz			
	0 Minute	2 Minute	5 Minute	10 Minute
-30	5290.0725	5290.0724	5290.0724	5290.0723
-20	5290.0725	5290.0725	5290.0724	5290.0724
-10	5290.0726	5290.0725	5290.0725	5290.0725
0	5290.0274	5290.0269	5290.0262	5290.0256
10	5290.0276	5290.0269	5290.0263	5290.0253
20	5290.0286	5290.0278	5290.0271	5290.0264
30	5290.0292	5290.0287	5290.0286	5290.0278
40	5290.0298	5290.0297	5290.0290	5290.0288
50	5290.0313	5290.0304	5290.0303	5290.0302
Max. Deviation (MHz)	0.0726	0.0725	0.0725	0.0725
Max. Deviation (ppm)	13.7164	13.7032	13.7013	13.6975
Limit	Within Operation Band			
Result	PASS			



**Mode: 80 MHz / Ant. 2**

**Voltage vs. Frequency Stability**

Voltage	Measurement Frequency (MHz)			
(V)	5290 MHz			
	0 Minute	2 Minute	5 Minute	10 Minute
138	5290.0297	5290.0291	5290.0290	5290.0287
120	5290.0295	5290.0285	5290.0284	5290.0275
102	5290.0292	5290.0286	5290.0281	5290.0274
Max. Deviation (MHz)	0.0297	0.0291	0.0290	0.0287
Max. Deviation (ppm)	5.6144	5.5009	5.4820	5.4253
Limit	Within Operation Band			
Result	PASS			

**Temperature vs. Frequency Stability**

Temperature	Measurement Frequency (MHz)			
(°C)	5290 MHz			
	0 Minute	2 Minute	5 Minute	10 Minute
-30	5290.0724	5290.0723	5290.0723	5290.0722
-20	5290.0725	5290.0724	5290.0723	5290.0723
-10	5290.0725	5290.0724	5290.0723	5290.0723
0	5290.0268	5290.0260	5290.0258	5290.0249
10	5290.0281	5290.0272	5290.0263	5290.0256
20	5290.0295	5290.0292	5290.0285	5290.0278
30	5290.0301	5290.0293	5290.0284	5290.0274
40	5290.0303	5290.0293	5290.0289	5290.0283
50	5290.0313	5290.0308	5290.0306	5290.0302
Max. Deviation (MHz)	0.0725	0.0724	0.0723	0.0723
Max. Deviation (ppm)	13.7089	13.6919	13.6730	13.6654
Limit	Within Operation Band			
Result	PASS			

**Mode: 80 MHz / Ant. 3****Voltage vs. Frequency Stability**

<b>Voltage</b>	<b>Measurement Frequency (MHz)</b>			
(V)	5530 MHz			
	0 Minute	2 Minute	5 Minute	10 Minute
138	5530.0064	5530.0056	5530.0054	5530.0048
120	5530.0061	5530.0058	5530.0055	5530.0048
102	5530.0058	5530.0054	5530.0046	5530.0038
Max. Deviation (MHz)	0.0064	0.0058	0.0055	0.0048
Max. Deviation (ppm)	1.1573	1.0488	0.9946	0.8680
Limit	Within Operation Band			
Result	PASS			

**Temperature vs. Frequency Stability**

<b>Temperature</b>	<b>Measurement Frequency (MHz)</b>			
(°C)	5530 MHz			
	0 Minute	2 Minute	5 Minute	10 Minute
-30	5530.0761	5530.0758	5530.0750	5530.0748
-20	5530.0755	5530.0754	5530.0745	5530.0744
-10	5530.0749	5530.0740	5530.0734	5530.0726
0	5530.0087	5530.0081	5530.0080	5530.0077
10	5530.0081	5530.0071	5530.0064	5530.0063
20	5530.0061	5530.0053	5530.0046	5530.0044
30	5530.0058	5530.0052	5530.0044	5530.0035
40	5530.0040	5530.0038	5530.0031	5530.0021
50	5530.0028	5530.0019	5530.0018	5530.0012
Max. Deviation (MHz)	0.0761	0.0758	0.0750	0.0748
Max. Deviation (ppm)	13.7613	13.7071	13.5624	13.5262
Limit	Within Operation Band			
Result	PASS			



**Voltage vs. Frequency Stability**

Voltage	Measurement Frequency (MHz)			
(V)	5610 MHz			
	0 Minute	2 Minute	5 Minute	10 Minute
138	5610.0052	5610.0045	5610.0042	5610.0035
120	5610.0048	5610.0043	5610.0042	5610.0033
102	5610.0047	5610.0045	5610.0043	5610.0033
Max. Deviation (MHz)	0.0052	0.0045	0.0043	0.0035
Max. Deviation (ppm)	0.9269	0.8021	0.7665	0.6239
Limit	Within Operation Band			
Result	PASS			

**Temperature vs. Frequency Stability**

Temperature	Measurement Frequency (MHz)			
(°C)	5610 MHz			
	0 Minute	2 Minute	5 Minute	10 Minute
-30	5610.0767	5610.0762	5610.0754	5610.0744
-20	5610.0758	5610.0755	5610.0746	5610.0745
-10	5610.0752	5610.0747	5610.0741	5610.0732
0	5610.0067	5610.0059	5610.0058	5610.0055
10	5610.0065	5610.0062	5610.0053	5610.0043
20	5610.0048	5610.0041	5610.0040	5610.0039
30	5610.0044	5610.0042	5610.0036	5610.0033
40	5610.0031	5610.0024	5610.0018	5610.0017
50	5610.0018	5610.0013	5610.0007	5609.9999
Max. Deviation (MHz)	0.0767	0.0762	0.0754	0.0745
Max. Deviation (ppm)	13.6720	13.5829	13.4403	13.2799
Limit	Within Operation Band			
Result	PASS			

**Voltage vs. Frequency Stability**

Voltage	Measurement Frequency (MHz)			
(V)	5690 MHz			
	0 Minute	2 Minute	5 Minute	10 Minute
138	5690.0058	5690.0049	5690.0048	5690.0047
120	5690.0048	5690.0039	5690.0032	5690.0028
102	5690.0044	5690.0035	5690.0032	5690.0029
Max. Deviation (MHz)	0.0058	0.0049	0.0048	0.0047
Max. Deviation (ppm)	1.0193	0.8612	0.8436	0.8260
Limit	Within Operation Band			
Result	PASS			

**Temperature vs. Frequency Stability**

Temperature	Measurement Frequency (MHz)			
(°C)	5690 MHz			
	0 Minute	2 Minute	5 Minute	10 Minute
-30	5690.0762	5690.0756	5690.0746	5690.0745
-20	5690.0755	5690.0750	5690.0749	5690.0746
-10	5690.0745	5690.0742	5690.0735	5690.0734
0	5690.0053	5690.0050	5690.0043	5690.0035
10	5690.0051	5690.0047	5690.0040	5690.0037
20	5690.0048	5690.0042	5690.0037	5690.0035
30	5690.0045	5690.0038	5690.0033	5690.0026
40	5690.0041	5690.0034	5690.0030	5690.0023
50	5690.0023	5690.0020	5690.0018	5690.0015
Max. Deviation (MHz)	0.0762	0.0756	0.0749	0.0746
Max. Deviation (ppm)	13.3919	13.2865	13.1634	13.1107
Limit	Within Operation Band			
Result	PASS			



Mode: 80 MHz / Ant. 4

**Voltage vs. Frequency Stability**

Voltage	Measurement Frequency (MHz)			
(V)	5530 MHz			
	0 Minute	2 Minute	5 Minute	10 Minute
138	5530.0079	5530.0078	5530.0072	5530.0068
120	5530.0069	5530.0067	5530.0061	5530.0058
102	5530.0067	5530.0066	5530.0059	5530.0055
Max. Deviation (MHz)	0.0079	0.0078	0.0072	0.0068
Max. Deviation (ppm)	1.4286	1.4105	1.3020	1.2297
Limit	Within Operation Band			
Result	PASS			

**Temperature vs. Frequency Stability**

Temperature	Measurement Frequency (MHz)			
(°C)	5530 MHz			
	0 Minute	2 Minute	5 Minute	10 Minute
-30	5530.0762	5530.0760	5530.0750	5530.0748
-20	5530.0752	5530.0749	5530.0746	5530.0737
-10	5530.0743	5530.0738	5530.0734	5530.0731
0	5530.0054	5530.0044	5530.0035	5530.0031
10	5530.0064	5530.0061	5530.0056	5530.0047
20	5530.0069	5530.0063	5530.0054	5530.0045
30	5530.0071	5530.0064	5530.0058	5530.0051
40	5530.0079	5530.0069	5530.0068	5530.0061
50	5530.0092	5530.0090	5530.0087	5530.0078
Max. Deviation (MHz)	0.0762	0.0760	0.0750	0.0748
Max. Deviation (ppm)	13.7794	13.7432	13.5624	13.5262
Limit	Within Operation Band			
Result	PASS			

**Voltage vs. Frequency Stability**

<b>Voltage</b>	<b>Measurement Frequency (MHz)</b>			
(V)	5610 MHz			
	0 Minute	2 Minute	5 Minute	10 Minute
138	5610.0067	5610.0059	5610.0054	5610.0047
120	5610.0061	5610.0057	5610.0053	5610.0050
102	5610.0056	5610.0055	5610.0051	5610.0045
Max. Deviation (MHz)	0.0067	0.0059	0.0054	0.0050
Max. Deviation (ppm)	1.1943	1.0517	0.9626	0.8913
Limit	Within Operation Band			
Result	PASS			

**Temperature vs. Frequency Stability**

<b>Temperature</b>	<b>Measurement Frequency (MHz)</b>			
(°C)	5610 MHz			
	0 Minute	2 Minute	5 Minute	10 Minute
-30	5610.0757	5610.0751	5610.0749	5610.0745
-20	5610.0751	5610.0742	5610.0733	5610.0726
-10	5610.0742	5610.0741	5610.0736	5610.0730
0	5610.0026	5610.0017	5610.0008	5610.0002
10	5610.0046	5610.0044	5610.0041	5610.0034
20	5610.0061	5610.0055	5610.0054	5610.0050
30	5610.0064	5610.0060	5610.0058	5610.0051
40	5610.0065	5610.0058	5610.0056	5610.0047
50	5610.0072	5610.0064	5610.0061	5610.0056
Max. Deviation (MHz)	0.0757	0.0751	0.0749	0.0745
Max. Deviation (ppm)	13.4938	13.3868	13.3512	13.2799
Limit	Within Operation Band			
Result	PASS			



**Voltage vs. Frequency Stability**

<b>Voltage</b>	<b>Measurement Frequency (MHz)</b>			
(V)	5690 MHz			
	0 Minute	2 Minute	5 Minute	10 Minute
138	5690.0074	5690.0073	5690.0071	5690.0062
120	5690.0065	5690.0057	5690.0050	5690.0041
102	5690.0061	5690.0057	5690.0048	5690.0039
Max. Deviation (MHz)	0.0074	0.0073	0.0071	0.0062
Max. Deviation (ppm)	1.3005	1.2830	1.2478	1.0896
Limit	Within Operation Band			
Result	PASS			

**Temperature vs. Frequency Stability**

<b>Temperature</b>	<b>Measurement Frequency (MHz)</b>			
(°C)	5690 MHz			
	0 Minute	2 Minute	5 Minute	10 Minute
-30	5690.0763	5690.0753	5690.0752	5690.0742
-20	5690.0759	5690.0756	5690.0755	5690.0745
-10	5690.0752	5690.0747	5690.0746	5690.0744
0	5690.0057	5690.0047	5690.0041	5690.0033
10	5690.0062	5690.0061	5690.0053	5690.0049
20	5690.0065	5690.0058	5690.0057	5690.0047
30	5690.0069	5690.0059	5690.0057	5690.0053
40	5690.0084	5690.0076	5690.0070	5690.0065
50	5690.0097	5690.0088	5690.0081	5690.0077
Max. Deviation (MHz)	0.0763	0.0756	0.0755	0.0745
Max. Deviation (ppm)	13.4095	13.2865	13.2689	13.0931
Limit	Within Operation Band			
Result	PASS			

**Mode: 80 MHz / Ant. 5****Voltage vs. Frequency Stability**

<b>Voltage</b>	<b>Measurement Frequency (MHz)</b>			
(V)	5530 MHz			
	0 Minute	2 Minute	5 Minute	10 Minute
138	5530.0067	5530.0064	5530.0058	5530.0056
120	5530.0065	5530.0060	5530.0057	5530.0055
102	5530.0062	5530.0056	5530.0052	5530.0047
Max. Deviation (MHz)	0.0067	0.0064	0.0058	0.0056
Max. Deviation (ppm)	1.2116	1.1573	1.0488	1.0127
Limit	Within Operation Band			
Result	PASS			

**Temperature vs. Frequency Stability**

<b>Temperature</b>	<b>Measurement Frequency (MHz)</b>			
(°C)	5530 MHz			
	0 Minute	2 Minute	5 Minute	10 Minute
-30	5530.0766	5530.0765	5530.0764	5530.0761
-20	5530.0757	5530.0753	5530.0743	5530.0734
-10	5530.0754	5530.0747	5530.0744	5530.0734
0	5530.0051	5530.0041	5530.0039	5530.0038
10	5530.0057	5530.0052	5530.0043	5530.0039
20	5530.0065	5530.0055	5530.0049	5530.0040
30	5530.0069	5530.0064	5530.0054	5530.0044
40	5530.0082	5530.0078	5530.0075	5530.0065
50	5530.0091	5530.0085	5530.0078	5530.0077
Max. Deviation (MHz)	0.0766	0.0765	0.0764	0.0761
Max. Deviation (ppm)	13.8517	13.8336	13.8156	13.7613
Limit	Within Operation Band			
Result	PASS			

**Voltage vs. Frequency Stability**

<b>Voltage</b>	<b>Measurement Frequency (MHz)</b>			
(V)	5610 MHz			
	0 Minute	2 Minute	5 Minute	10 Minute
138	5610.0066	5610.0060	5610.0054	5610.0050
120	5610.0056	5610.0051	5610.0043	5610.0035
102	5610.0055	5610.0054	5610.0048	5610.0047
Max. Deviation (MHz)	0.0066	0.0060	0.0054	0.0050
Max. Deviation (ppm)	1.1765	1.0695	0.9626	0.8913
Limit	Within Operation Band			
Result	PASS			

**Temperature vs. Frequency Stability**

<b>Temperature</b>	<b>Measurement Frequency (MHz)</b>			
(°C)	5610 MHz			
	0 Minute	2 Minute	5 Minute	10 Minute
-30	5610.0762	5610.0752	5610.0745	5610.0744
-20	5610.0759	5610.0749	5610.0744	5610.0734
-10	5610.0755	5610.0749	5610.0746	5610.0744
0	5610.0044	5610.0038	5610.0036	5610.0029
10	5610.0050	5610.0045	5610.0043	5610.0040
20	5610.0056	5610.0050	5610.0044	5610.0037
30	5610.0060	5610.0055	5610.0046	5610.0041
40	5610.0070	5610.0063	5610.0062	5610.0061
50	5610.0080	5610.0075	5610.0069	5610.0067
Max. Deviation (MHz)	0.0762	0.0752	0.0746	0.0744
Max. Deviation (ppm)	13.5829	13.4046	13.2977	13.2620
Limit	Within Operation Band			
Result	PASS			

**Voltage vs. Frequency Stability**

<b>Voltage</b>	<b>Measurement Frequency (MHz)</b>			
(V)	5690 MHz			
	0 Minute	2 Minute	5 Minute	10 Minute
138	5690.0064	5690.0056	5690.0052	5690.0049
120	5690.0063	5690.0053	5690.0045	5690.0041
102	5690.0059	5690.0053	5690.0044	5690.0035
Max. Deviation (MHz)	0.0064	0.0056	0.0052	0.0049
Max. Deviation (ppm)	1.1248	0.9842	0.9139	0.8612
Limit	Within Operation Band			
Result	PASS			

**Temperature vs. Frequency Stability**

<b>Temperature</b>	<b>Measurement Frequency (MHz)</b>			
(°C)	5690 MHz			
	0 Minute	2 Minute	5 Minute	10 Minute
-30	5690.0766	5690.0757	5690.0749	5690.0739
-20	5690.0757	5690.0747	5690.0741	5690.0737
-10	5690.0749	5690.0739	5690.0735	5690.0731
0	5690.0084	5690.0082	5690.0077	5690.0072
10	5690.0079	5690.0077	5690.0076	5690.0070
20	5690.0063	5690.0055	5690.0049	5690.0048
30	5690.0057	5690.0050	5690.0041	5690.0040
40	5690.0056	5690.0048	5690.0039	5690.0034
50	5690.0043	5690.0037	5690.0030	5690.0023
Max. Deviation (MHz)	0.0766	0.0757	0.0749	0.0739
Max. Deviation (ppm)	13.4622	13.3040	13.1634	12.9877
Limit	Within Operation Band			
Result	PASS			

**Mode: 80 MHz / Ant. 6****Voltage vs. Frequency Stability**

<b>Voltage</b>	<b>Measurement Frequency (MHz)</b>			
(V)	5530 MHz			
	0 Minute	2 Minute	5 Minute	10 Minute
138	5530.0074	5530.0069	5530.0068	5530.0061
120	5530.0072	5530.0064	5530.0055	5530.0052
102	5530.0062	5530.0052	5530.0047	5530.0038
Max. Deviation (MHz)	0.0074	0.0069	0.0068	0.0061
Max. Deviation (ppm)	1.3382	1.2477	1.2297	1.1031
Limit	Within Operation Band			
Result	PASS			

**Temperature vs. Frequency Stability**

<b>Temperature</b>	<b>Measurement Frequency (MHz)</b>			
(°C)	5530 MHz			
	0 Minute	2 Minute	5 Minute	10 Minute
-30	5530.0759	5530.0755	5530.0748	5530.0739
-20	5530.0754	5530.0745	5530.0740	5530.0731
-10	5530.0745	5530.0735	5530.0727	5530.0718
0	5530.0054	5530.0046	5530.0043	5530.0039
10	5530.0060	5530.0054	5530.0049	5530.0040
20	5530.0072	5530.0064	5530.0063	5530.0057
30	5530.0075	5530.0074	5530.0070	5530.0067
40	5530.0086	5530.0082	5530.0072	5530.0066
50	5530.0102	5530.0097	5530.0087	5530.0081
Max. Deviation (MHz)	0.0759	0.0755	0.0748	0.0739
Max. Deviation (ppm)	13.7251	13.6528	13.5262	13.3635
Limit	Within Operation Band			
Result	PASS			



**Voltage vs. Frequency Stability**

Voltage	Measurement Frequency (MHz)			
(V)	5610 MHz			
	0 Minute	2 Minute	5 Minute	10 Minute
138	5610.0075	5610.0074	5610.0072	5610.0063
120	5610.0068	5610.0067	5610.0058	5610.0051
102	5610.0064	5610.0062	5610.0061	5610.0053
Max. Deviation (MHz)	0.0075	0.0074	0.0072	0.0063
Max. Deviation (ppm)	1.3369	1.3191	1.2834	1.1230
Limit	Within Operation Band			
Result	PASS			

**Temperature vs. Frequency Stability**

Temperature	Measurement Frequency (MHz)			
(°C)	5610 MHz			
	0 Minute	2 Minute	5 Minute	10 Minute
-30	5610.0765	5610.0758	5610.0757	5610.0753
-20	5610.0758	5610.0754	5610.0749	5610.0741
-10	5610.0750	5610.0740	5610.0737	5610.0733
0	5610.0092	5610.0087	5610.0086	5610.0083
10	5610.0078	5610.0071	5610.0067	5610.0064
20	5610.0068	5610.0066	5610.0057	5610.0051
30	5610.0063	5610.0057	5610.0054	5610.0048
40	5610.0044	5610.0038	5610.0033	5610.0026
50	5610.0026	5610.0018	5610.0008	5609.9998
Max. Deviation (MHz)	0.0765	0.0758	0.0757	0.0753
Max. Deviation (ppm)	13.6364	13.5116	13.4938	13.4225
Limit	Within Operation Band			
Result	PASS			

**Voltage vs. Frequency Stability**

<b>Voltage</b>	<b>Measurement Frequency (MHz)</b>			
(V)	5690 MHz			
	0 Minute	2 Minute	5 Minute	10 Minute
138	5690.0083	5690.0077	5690.0067	5690.0061
120	5690.0073	5690.0069	5690.0060	5690.0050
102	5690.0071	5690.0063	5690.0060	5690.0050
Max. Deviation (MHz)	0.0083	0.0077	0.0067	0.0061
Max. Deviation (ppm)	1.4587	1.3533	1.1775	1.0721
Limit	Within Operation Band			
Result	PASS			

**Temperature vs. Frequency Stability**

<b>Temperature</b>	<b>Measurement Frequency (MHz)</b>			
(°C)	5690 MHz			
	0 Minute	2 Minute	5 Minute	10 Minute
-30	5690.0760	5690.0753	5690.0744	5690.0736
-20	5690.0752	5690.0744	5690.0740	5690.0734
-10	5690.0745	5690.0742	5690.0740	5690.0730
0	5690.0057	5690.0049	5690.0044	5690.0035
10	5690.0071	5690.0065	5690.0060	5690.0055
20	5690.0073	5690.0072	5690.0071	5690.0067
30	5690.0078	5690.0071	5690.0064	5690.0056
40	5690.0095	5690.0093	5690.0084	5690.0078
50	5690.0107	5690.0097	5690.0088	5690.0080
Max. Deviation (MHz)	0.0760	0.0753	0.0744	0.0736
Max. Deviation (ppm)	13.3568	13.2337	13.0756	12.9350
Limit	Within Operation Band			
Result	PASS			



**Mode: 160 MHz / Ant. 3**

**Voltage vs. Frequency Stability**

Voltage	Measurement Frequency (MHz)			
(V)	5570 MHz			
	0 Minute	2 Minute	5 Minute	10 Minute
138	5570.0084	5570.0079	5570.0071	5570.0063
120	5570.0076	5570.0066	5570.0058	5570.0049
102	5570.0067	5570.0060	5570.0051	5570.0047
Max. Deviation (MHz)	0.0084	0.0079	0.0071	0.0063
Max. Deviation (ppm)	1.5081	1.4183	1.2747	1.1311
Limit	Within Operation Band			
Result	PASS			

**Temperature vs. Frequency Stability**

Temperature	Measurement Frequency (MHz)			
(°C)	5570 MHz			
	0 Minute	2 Minute	5 Minute	10 Minute
-30	5570.0758	5570.0753	5570.0751	5570.0743
-20	5570.0756	5570.0749	5570.0747	5570.0743
-10	5570.0747	5570.0740	5570.0736	5570.0727
0	5570.0052	5570.0048	5570.0045	5570.0040
10	5570.0072	5570.0067	5570.0063	5570.0059
20	5570.0076	5570.0070	5570.0068	5570.0067
30	5570.0079	5570.0069	5570.0068	5570.0059
40	5570.0087	5570.0080	5570.0078	5570.0074
50	5570.0097	5570.0087	5570.0085	5570.0077
Max. Deviation (MHz)	0.0758	0.0753	0.0751	0.0743
Max. Deviation (ppm)	13.6086	13.5189	13.4829	13.3393
Limit	Within Operation Band			
Result	PASS			





Mode: 160 MHz / Ant. 4

**Voltage vs. Frequency Stability**

Voltage	Measurement Frequency (MHz)			
(V)	5570 MHz			
	0 Minute	2 Minute	5 Minute	10 Minute
138	5570.0088	5570.0079	5570.0073	5570.0068
120	5570.0083	5570.0073	5570.0063	5570.0062
102	5570.0082	5570.0081	5570.0071	5570.0069
Max. Deviation (MHz)	0.0088	0.0081	0.0073	0.0069
Max. Deviation (ppm)	1.5799	1.4542	1.3106	1.2388
Limit	Within Operation Band			
Result	PASS			

**Temperature vs. Frequency Stability**

Temperature	Measurement Frequency (MHz)			
(°C)	5570 MHz			
	0 Minute	2 Minute	5 Minute	10 Minute
-30	5570.0762	5570.0758	5570.0757	5570.0749
-20	5570.0758	5570.0757	5570.0747	5570.0740
-10	5570.0750	5570.0743	5570.0739	5570.0731
0	5570.0048	5570.0045	5570.0042	5570.0032
10	5570.0063	5570.0059	5570.0049	5570.0041
20	5570.0083	5570.0073	5570.0070	5570.0061
30	5570.0085	5570.0082	5570.0079	5570.0074
40	5570.0087	5570.0084	5570.0077	5570.0073
50	5570.0106	5570.0096	5570.0087	5570.0077
Max. Deviation (MHz)	0.0762	0.0758	0.0757	0.0749
Max. Deviation (ppm)	13.6804	13.6086	13.5907	13.4470
Limit	Within Operation Band			
Result	PASS			

**Mode: 160 MHz / Ant. 5****Voltage vs. Frequency Stability**

<b>Voltage</b>	<b>Measurement Frequency (MHz)</b>			
(V)	5570 MHz			
	0 Minute	2 Minute	5 Minute	10 Minute
138	5570.0091	5570.0082	5570.0074	5570.0073
120	5570.0086	5570.0080	5570.0079	5570.0075
102	5570.0081	5570.0080	5570.0079	5570.0075
Max. Deviation (MHz)	0.0091	0.0082	0.0079	0.0075
Max. Deviation (ppm)	1.6338	1.4722	1.4183	1.3465
Limit	Within Operation Band			
Result	PASS			

**Temperature vs. Frequency Stability**

<b>Temperature</b>	<b>Measurement Frequency (MHz)</b>			
(°C)	5570 MHz			
	0 Minute	2 Minute	5 Minute	10 Minute
-30	5570.0762	5570.0752	5570.0751	5570.0742
-20	5570.0752	5570.0743	5570.0738	5570.0736
-10	5570.0751	5570.0745	5570.0744	5570.0735
0	5570.0105	5570.0102	5570.0098	5570.0094
10	5570.0092	5570.0085	5570.0081	5570.0077
20	5570.0086	5570.0076	5570.0070	5570.0067
30	5570.0084	5570.0079	5570.0071	5570.0062
40	5570.0074	5570.0064	5570.0059	5570.0056
50	5570.0073	5570.0070	5570.0065	5570.0064
Max. Deviation (MHz)	0.0762	0.0752	0.0751	0.0742
Max. Deviation (ppm)	13.6804	13.5009	13.4829	13.3214
Limit	Within Operation Band			
Result	PASS			

**Mode: 160 MHz / Ant. 6****Voltage vs. Frequency Stability**

<b>Voltage</b>	<b>Measurement Frequency (MHz)</b>			
(V)	5570 MHz			
	0 Minute	2 Minute	5 Minute	10 Minute
138	5570.0078	5570.0076	5570.0071	5570.0062
120	5570.0074	5570.0066	5570.0059	5570.0057
102	5570.0068	5570.0060	5570.0056	5570.0051
Max. Deviation (MHz)	0.0078	0.0076	0.0071	0.0062
Max. Deviation (ppm)	1.4004	1.3645	1.2747	1.1131
Limit	Within Operation Band			
Result	PASS			

**Temperature vs. Frequency Stability**

<b>Temperature</b>	<b>Measurement Frequency (MHz)</b>			
(°C)	5570 MHz			
	0 Minute	2 Minute	5 Minute	10 Minute
-30	5570.0770	5570.0762	5570.0758	5570.0750
-20	5570.0765	5570.0764	5570.0757	5570.0755
-10	5570.0755	5570.0746	5570.0736	5570.0732
0	5570.0050	5570.0045	5570.0042	5570.0034
10	5570.0066	5570.0065	5570.0055	5570.0045
20	5570.0074	5570.0067	5570.0063	5570.0054
30	5570.0076	5570.0069	5570.0063	5570.0054
40	5570.0092	5570.0090	5570.0089	5570.0083
50	5570.0098	5570.0089	5570.0086	5570.0077
Max. Deviation (MHz)	0.0770	0.0764	0.0758	0.0755
Max. Deviation (ppm)	13.8241	13.7163	13.6086	13.5548
Limit	Within Operation Band			
Result	PASS			



## **2.7. Antenna Requirements**

### **2.7.1. Limit**

Except for special regulations, the Low-power Radio-frequency Devices must not be equipped with any jacket for installing an antenna with extension cable. An intentional radiator shall be designed to ensure that no antenna other than that furnished by the responsible party shall be used with the device. The use of a permanently attached antenna or of an antenna that uses a unique coupling to the intentional radiator shall be considered sufficient to comply with the provisions of this Section. The manufacturer may design the unit so that the user can replace a broken antenna, but the use of a standard antenna jack or electrical connector is prohibited.

### **2.7.2. Antenna Connector Construction**

The antenna connector complied with the requirements.



### 3. List of Measuring Equipments

Instrument	Manufacturer	Model No.	Serial No.	Characteristics	Calibration Date	Calibration Due Date	Remark
Horn Antenna	ETS · Lindgren	3115	00143147	750MHz~18GHz	Oct. 22, 2019	Oct. 21, 2020	Radiation (03CH04-CB)
Horn Antenna	Schwarzbeck	BBHA 9170	BBHA9170252	15GHz ~ 40GHz	Jun. 27, 2019	Jun. 26, 2020	Radiation (03CH04-CB)
Horn Antenna	SCHWARZBECK	BBHA 9170	BBHA9170507	15GHz ~ 40GHz	Jun. 11, 2020	Jun. 10, 2021	Radiation (03CH04-CB)
Pre-Amplifier	Agilent	83017A	MY53270063	0.5GHz~26.5GHz	Mar. 11, 2020	Mar. 10, 2021	Radiation (03CH04-CB)
Pre-Amplifier	MITEQ	TTA1840-35-HG	1864479	18GHz ~ 40GHz	Jul. 03, 2019	Jul. 02, 2020	Radiation (03CH04-CB)
Amplifier	-	-	TF-130N-R1	18GHz ~ 40GHz	Jun. 19, 2020	Jun. 18, 2021	Radiation (03CH04-CB)
Spectrum Analyzer	R&S	FSP40	100142	9kHz~40GHz	Dec. 18, 2019	Dec. 17, 2020	Radiation (03CH04-CB)
RF Cable-high	Woken	RG402	High Cable-21	1GHz - 18GHz	Feb. 01, 2020	Jan. 31, 2021	Radiation (03CH04-CB)
RF Cable-high	Woken	RG402	High Cable-21	1GHz - 18GHz	Jul. 07, 2020	Jul. 06, 2021	Radiation (03CH04-CB)
RF Cable-high	Woken	RG402	High Cable-21+22	1GHz - 18GHz	Feb. 01, 2020	Jan. 31, 2021	Radiation (03CH04-CB)
RF Cable-high	Woken	RG402	High Cable-40G#1	18GHz ~ 40 GHz	Jul. 24, 2019	Jul. 23, 2020	Radiation (03CH04-CB)
RF Cable-high	Woken	RG402	High Cable-40G#2	18GHz ~ 40 GHz	Jul. 24, 2019	Jul. 23, 2020	Radiation (03CH04-CB)
Spectrum analyzer	R&S	FSV40	100979	9kHz~40GHz	May 05, 2020	May 04, 2021	Conducted (TH01-CB)
Temp. and Humidity Chamber	Ten Billion	TTH-D3SP	TBN-931011	-30~100 degree	May 28, 2020	May 27, 2021	Conducted (TH01-CB)
RF Cable-high	Woken	RG402	High Cable-06	1 GHz – 26.5 GHz	Oct. 07, 2019	Oct. 06, 2020	Conducted (TH01-CB)
RF Cable-high	Woken	RG402	High Cable-07	1 GHz –26.5 GHz	Oct. 07, 2019	Oct. 06, 2020	Conducted (TH01-CB)
RF Cable-high	Woken	RG402	High Cable-08	1 GHz –26.5 GHz	Oct. 07, 2019	Oct. 06, 2020	Conducted (TH01-CB)
RF Cable-high	Woken	RG402	High Cable-09	1 GHz –26.5 GHz	Oct. 07, 2019	Oct. 06, 2020	Conducted (TH01-CB)
RF Cable-high	Woken	RG402	High Cable-10	1 GHz –26.5 GHz	Oct. 07, 2019	Oct. 06, 2020	Conducted (TH01-CB)
RF Cable-high	Woken	RG402	High Cable-28	1 GHz –26.5 GHz	Nov. 18, 2019	Nov. 17, 2020	Conducted (TH01-CB)
Power Sensor	Agilent	E9327A	US40442088	50MHz~18GHz	Feb. 07, 2020	Feb. 06, 2021	Conducted (TH01-CB)
Power Meter	Agilent	E4416A	GB41291199	50MHz~18GHz	Feb. 07, 2020	Feb. 06, 2021	Conducted (TH01-CB)

Note: Calibration Interval of instruments listed above is one year.



#### 4. Measurement Uncertainty

Test Items	Uncertainty	Remark
Radiated Emission (1GHz ~ 18GHz)	4.9 dB	Confidence levels of 95%
Radiated Emission (18GHz ~ 40GHz)	4.6 dB	Confidence levels of 95%
Conducted Emission	2.4 dB	Confidence levels of 95%
Output Power Measurement	1.5 dB	Confidence levels of 95%
Power Density Measurement	2.4 dB	Confidence levels of 95%
Bandwidth Measurement	2%	Confidence levels of 95%
Frequency Stability	$5.2 \times 10^{-10}$	Confidence levels of 95%