



## **Appendix A. Test Photos**

## 1 Photographs of Conducted Emissions Test Configuration

Non- beamforming

FRONT VIEW



REAR VIEW



**SIDE VIEW**



**Beamforming**


**FRONT VIEW**



**REAR VIEW**



**SIDE VIEW**







## 2 Photographs of Radiated Emissions Test Configuration

For radiated emissions 9kHz~30MHz

FRONT VIEW




REAR VIEW




For radiated emissions 30MHz~1GHz  
Non- beamforming

**FRONT VIEW**




**REAR VIEW**




**Beamforming**

**FRONT VIEW**




**REAR VIEW**






For radiated emissions above 1GHz  
Non- beamforming

**FRONT VIEW**




**REAR VIEW**



Beamforming

FRONT VIEW



REAR VIEW

