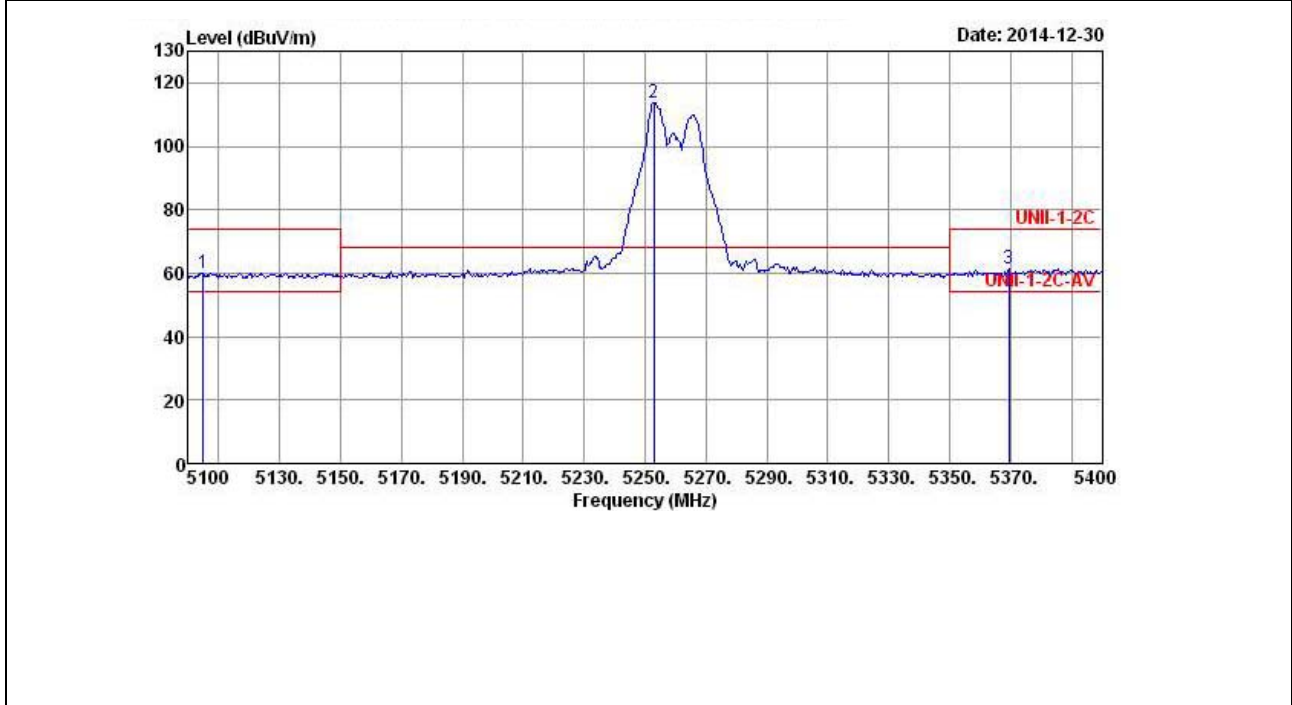




Band Edge and Fundamental Emissions

Operating Mode	802.11a/ 6Mbps/ Ch.52/ Ant. 1+2+3+4	Polarization	H
-----------------------	-------------------------------------	---------------------	---



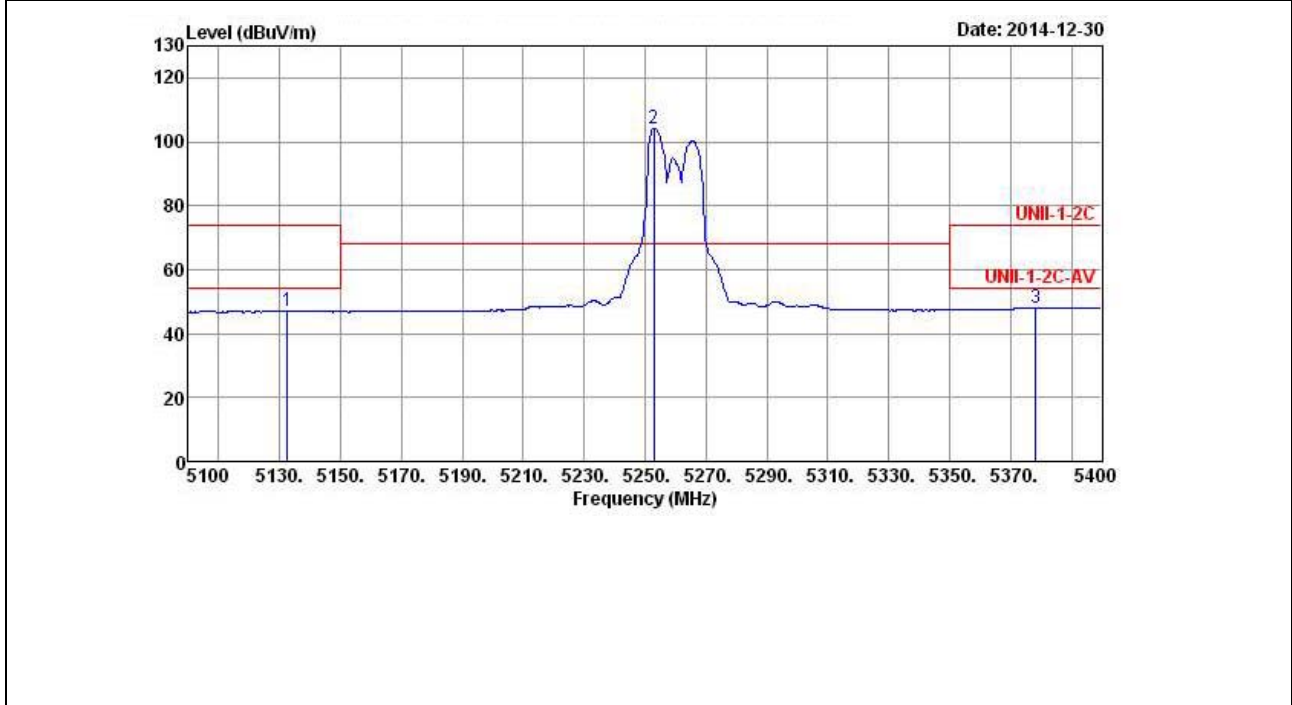
	Freq	Level	Over Limit	Limit Line	ReadAntenna Level	Antenna Factor	Cable Loss	Preamp Factor	Remark	A/Pos	T/Pos
	MHz	dBuV/m	dB	dBuV/m	dBuV	dB/m	dB	dB		cm	deg
1	5104.800	60.13	-13.87	74.00	53.06	33.64	5.86	32.43	Peak	---	---
2 *	5253.000	113.86	45.66	68.20	106.37	33.85	6.06	32.42	Peak	---	---
3	5369.400	61.60	-12.40	74.00	53.80	34.01	6.21	32.42	Peak	---	---

Note 1: Item 3, 4 are the fundamental frequency at 5260 MHz
 Note 2: Emission level (dBuV/m) = 20 log Emission level (uV/m).
 Note 3: Corrected Reading: Antenna Factor + Cable Loss + Read Level - Preamp Factor = Level.
 Note 4: Measurement worst emissions of receive antenna polarization: H (Horizontal)



Band Edge and Fundamental Emissions

Operating Mode	802.11a/ 6Mbps/ Ch.52/ Ant. 1+2+3+4	Polarization	H
-----------------------	-------------------------------------	---------------------	---



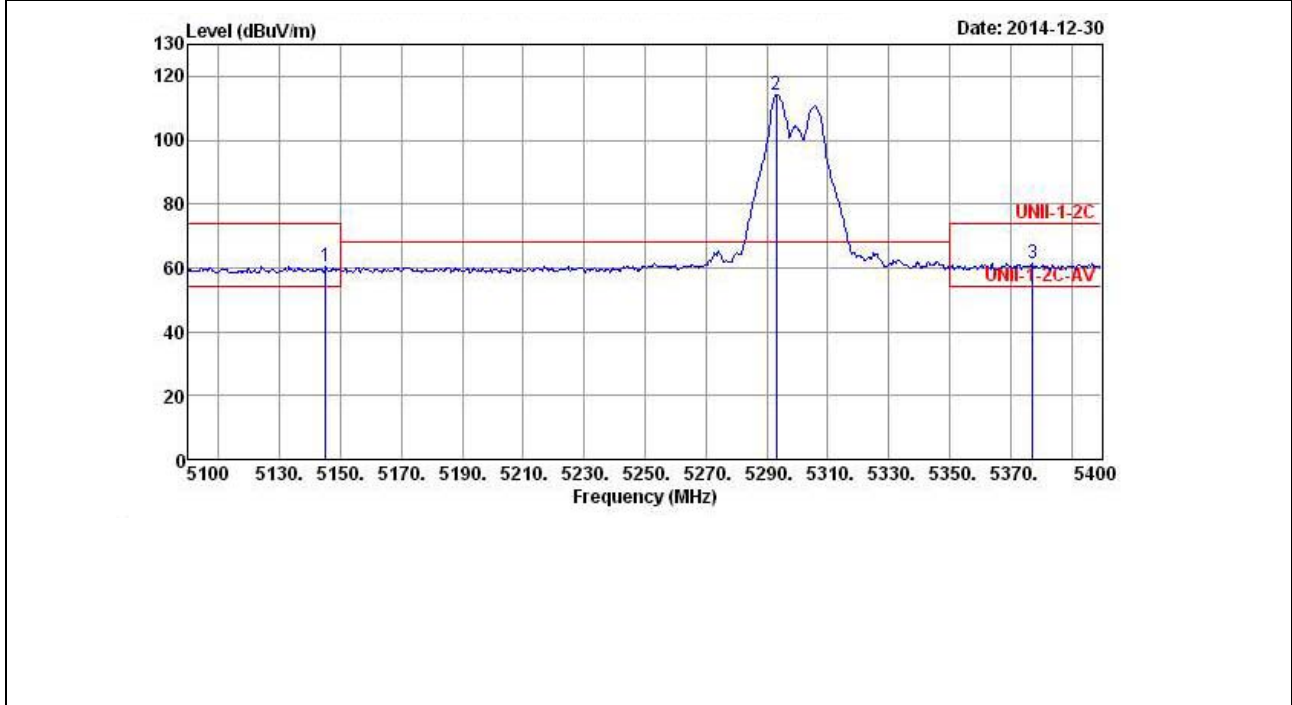
	Freq	Level	Over Limit	Limit Line	ReadAntenna Level	Antenna Factor	Cable Loss	Preamp Factor	Remark	A/Pos	T/Pos
	MHz	dBuV/m	dB	dBuV/m	dBuV	dB/m	dB	dB		cm	deg
1	5132.400	47.15	-6.85	54.00	39.98	33.69	5.91	32.43	Average	---	---
2 *	5253.000	104.05	35.85	68.20	96.56	33.85	6.06	32.42	Average	---	---
3	5378.400	48.09	-5.91	54.00	40.26	34.04	6.21	32.42	Average	---	---

Note 1: Item 3, 4 are the fundamental frequency at 5260 MHz
 Note 2: Emission level (dBuV/m) = 20 log Emission level (uV/m).
 Note 3: Corrected Reading: Antenna Factor + Cable Loss + Read Level - Preamp Factor = Level.
 Note 4: Measurement worst emissions of receive antenna polarization: H (Horizontal)



Band Edge and Fundamental Emissions

Operating Mode	802.11a/ 6Mbps/ Ch.60/ Ant. 1+2+3+4	Polarization	H
-----------------------	-------------------------------------	---------------------	---



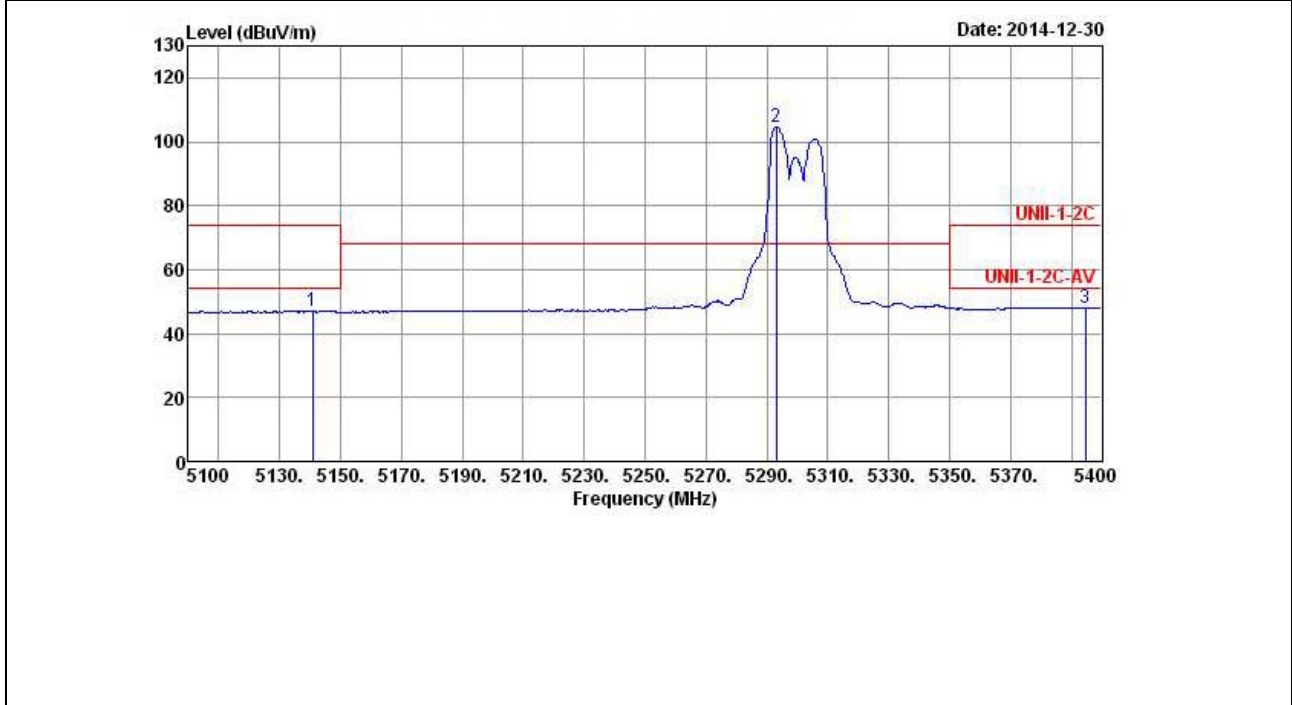
	Freq	Level	Over Limit	Limit Line	ReadAntenna Level	Antenna Factor	Cable Loss	Preamp Factor	Remark	A/Pos	T/Pos
	MHz	dBuV/m	dB	dBuV/m	dBuV	dB/m	dB	dB		cm	deg
1	5145.000	60.64	-13.36	74.00	53.45	33.71	5.91	32.43	Peak	---	---
2 *	5293.200	114.30	46.10	68.20	106.69	33.92	6.11	32.42	Peak	---	---
3	5377.200	61.51	-12.49	74.00	53.71	34.01	6.21	32.42	Peak	---	---

Note 1: Item 3, 4 are the fundamental frequency at 5300 MHz
 Note 2: Emission level (dBuV/m) = 20 log Emission level (uV/m).
 Note 3: Corrected Reading: Antenna Factor + Cable Loss + Read Level - Preamp Factor = Level.
 Note 4: Measurement worst emissions of receive antenna polarization: H (Horizontal)



Band Edge and Fundamental Emissions

Operating Mode	802.11a/ 6Mbps/ Ch.60/ Ant. 1+2+3+4	Polarization	H
-----------------------	-------------------------------------	---------------------	---



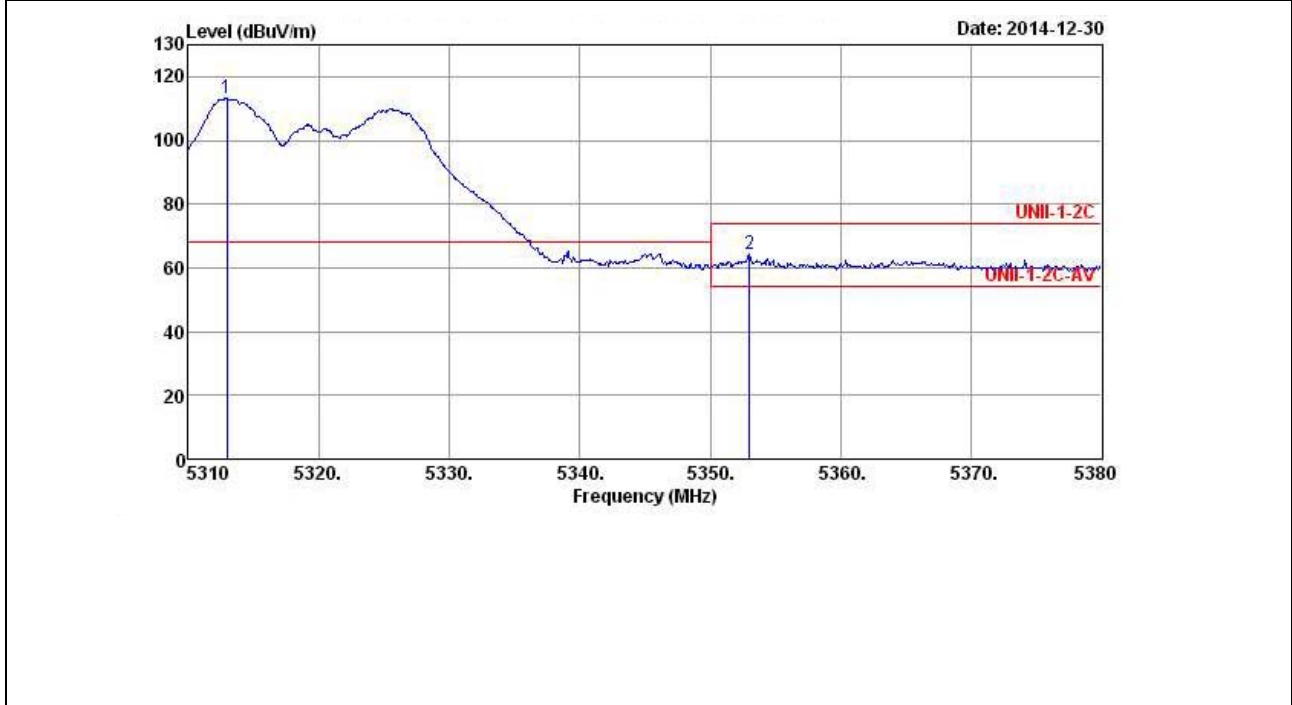
	Freq	Level	Over Limit	Limit Line	ReadAntenna Level	Antenna Factor	Cable Loss	Preamp Factor	Remark	A/Pos	T/Pos
	MHz	dBuV/m	dB	dBuV/m	dBuV	dB/m	dB	dB		cm	deg
1	5140.800	46.95	-7.05	54.00	39.76	33.71	5.91	32.43	Average	---	---
2 *	5293.200	104.57	36.37	68.20	96.96	33.92	6.11	32.42	Average	---	---
3	5394.600	48.07	-5.93	54.00	40.17	34.06	6.26	32.42	Average	---	---

Note 1: Item 3, 4 are the fundamental frequency at 5300 MHz
 Note 2: Emission level (dBuV/m) = 20 log Emission level (uV/m).
 Note 3: Corrected Reading: Antenna Factor + Cable Loss + Read Level - Preamp Factor = Level.
 Note 4: Measurement worst emissions of receive antenna polarization: H (Horizontal)



Band Edge and Fundamental Emissions

Operating Mode	802.11a/ 6Mbps/ Ch.64/ Ant. 1+2+3+4	Polarization	H
-----------------------	-------------------------------------	---------------------	---



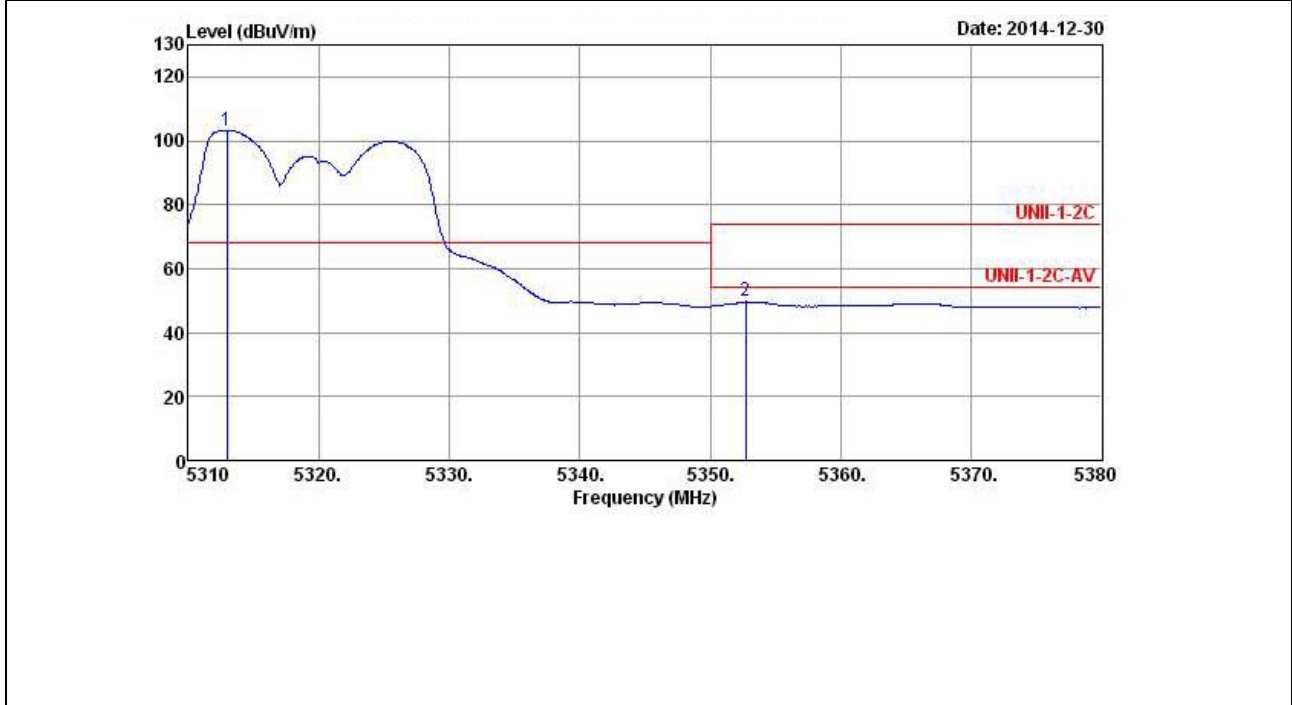
	Freq	Level	Over Limit	Limit Line	ReadAntenna Level	Antenna Factor	Cable Loss	Preamp Factor	Remark	A/Pos	T/Pos
	MHz	dBuV/m	dB	dBuV/m	dBuV	dB/m	dB	dB		cm	deg
1 *	5312.940	113.23	45.03	68.20	105.55	33.94	6.16	32.42	Peak	---	---
2	5352.980	64.41	-9.59	74.00	56.63	33.99	6.21	32.42	Peak	---	---

Note 1: Item 3, 4 are the fundamental frequency at 5320 MHz
 Note 2: Emission level (dBuV/m) = 20 log Emission level (uV/m).
 Note 3: Corrected Reading: Antenna Factor + Cable Loss + Read Level - Preamp Factor = Level.
 Note 4: Measurement worst emissions of receive antenna polarization: H (Horizontal)



Band Edge and Fundamental Emissions

Operating Mode	802.11a/ 6Mbps/ Ch.64/ Ant. 1+2+3+4	Polarization	H
-----------------------	-------------------------------------	---------------------	---



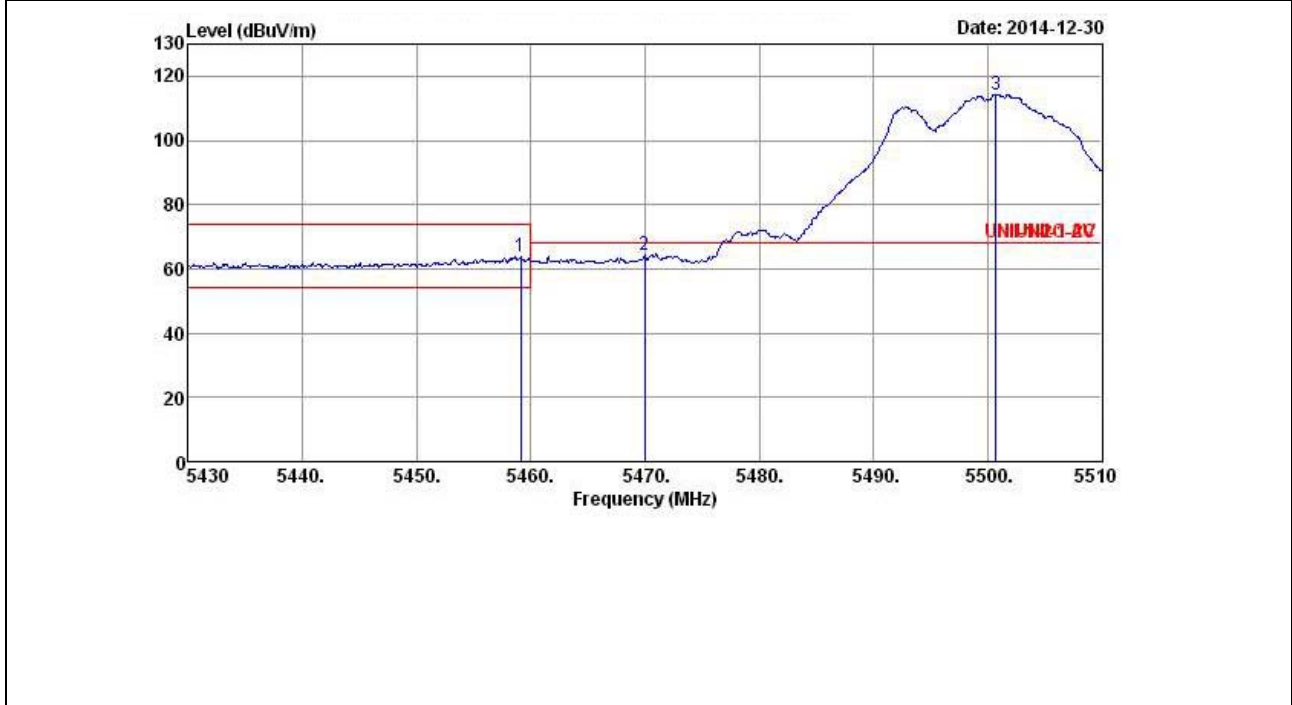
	Freq	Level	Over Limit	Limit Line	ReadAntenna Level	Antenna Factor	Cable Loss	Preamp Factor	Remark	A/Pos	T/Pos
	MHz	dBuV/m	dB	dBuV/m	dBuV	dB/m	dB	dB		cm	deg
1 *	5312.940	103.36	35.16	68.20	95.68	33.94	6.16	32.42	Average	---	---
2	5352.700	49.65	-4.35	54.00	41.87	33.99	6.21	32.42	Average	---	---

Note 1: Item 3, 4 are the fundamental frequency at 5320 MHz
 Note 2: Emission level (dBuV/m) = 20 log Emission level (uV/m).
 Note 3: Corrected Reading: Antenna Factor + Cable Loss + Read Level - Preamp Factor = Level.
 Note 4: Measurement worst emissions of receive antenna polarization: H (Horizontal)



Band Edge and Fundamental Emissions

Operating Mode	802.11a/ 6Mbps/ Ch.100/ Ant. 1+2+3+4	Polarization	H
-----------------------	--------------------------------------	---------------------	---



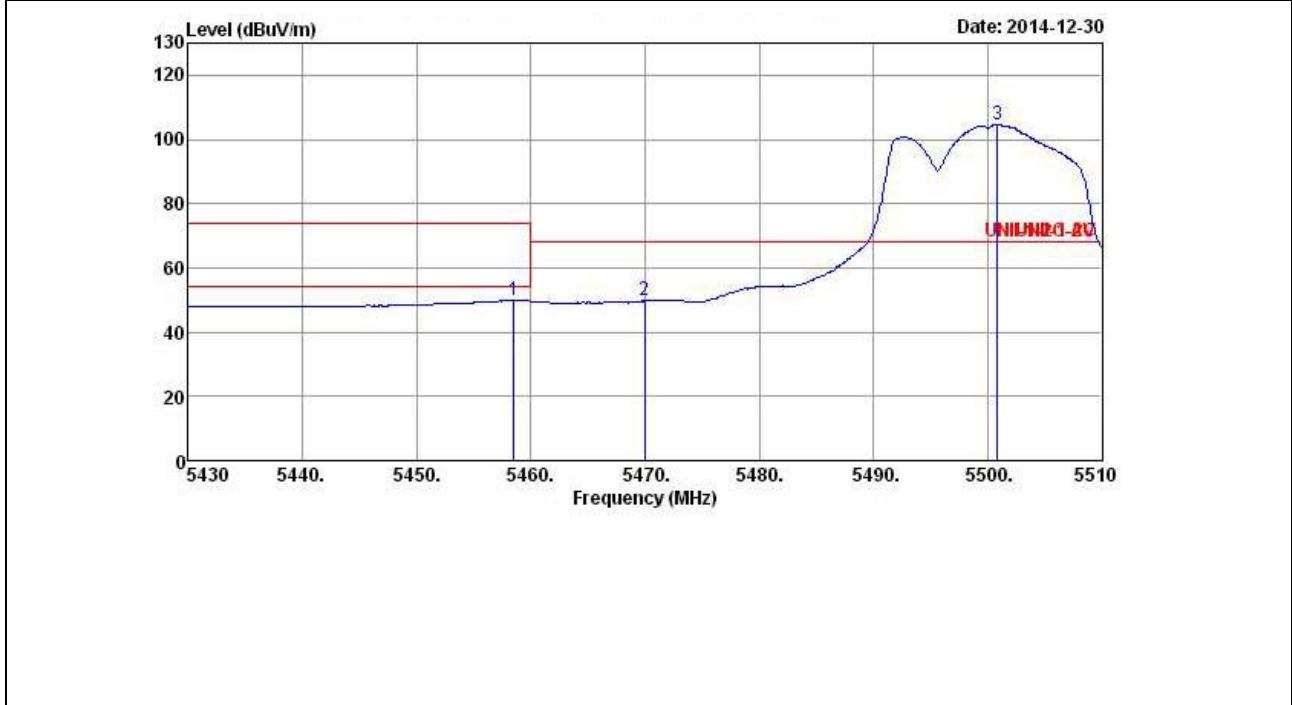
	Freq	Level	Over Limit	Limit Line	ReadAntenna Level	Antenna Factor	Cable Loss	Preamp Factor	Remark	A/Pos	T/Pos
	MHz	dBuV/m	dB	dBuV/m	dBuV	dB/m	dB	dB		cm	deg
1	5459.120	63.74	-10.26	74.00	55.72	34.13	6.31	32.42	Peak	---	---
2	5470.000	64.29	-3.91	68.20	56.20	34.15	6.36	32.42	Peak	---	---
3 *	5500.720	114.26	46.06	68.20	106.12	34.20	6.36	32.42	Peak	---	---

Note 1: Item 3, 4 are the fundamental frequency at 5500 MHz
 Note 2: Emission level (dBuV/m) = 20 log Emission level (uV/m).
 Note 3: Corrected Reading: Antenna Factor + Cable Loss + Read Level - Preamp Factor = Level.
 Note 4: Measurement worst emissions of receive antenna polarization: H (Horizontal)



Band Edge and Fundamental Emissions

Operating Mode	802.11a/ 6Mbps/ Ch.100/ Ant. 1+2+3+4	Polarization	H
-----------------------	--------------------------------------	---------------------	---



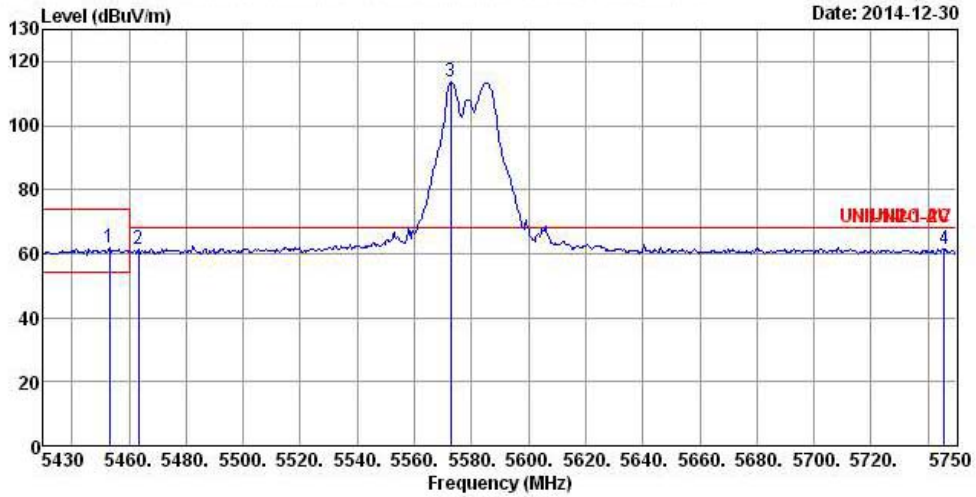
	Freq	Level	Over Limit	Limit Line	ReadAntenna Level	Antenna Factor	Cable Loss	Preamp Factor	Remark	A/Pos	T/Pos
	MHz	dBuV/m	dB	dBuV/m	dBuV	dB/m	dB	dB		cm	deg
1	5458.480	49.93	-4.07	54.00	41.91	34.13	6.31	32.42	Average	---	---
2	5470.000	49.72	-18.48	68.20	41.63	34.15	6.36	32.42	Average	---	---
3 *	5500.880	104.50	36.30	68.20	96.36	34.20	6.36	32.42	Average	---	---

Note 1: Item 3, 4 are the fundamental frequency at 5500 MHz
 Note 2: Emission level (dBuV/m) = 20 log Emission level (uV/m).
 Note 3: Corrected Reading: Antenna Factor + Cable Loss + Read Level - Preamp Factor = Level.
 Note 4: Measurement worst emissions of receive antenna polarization: H (Horizontal)



Band Edge and Fundamental Emissions

Operating Mode 802.11a/ 6Mbps/ Ch.116/ Ant. 1+2+3+4 **Polarization** H



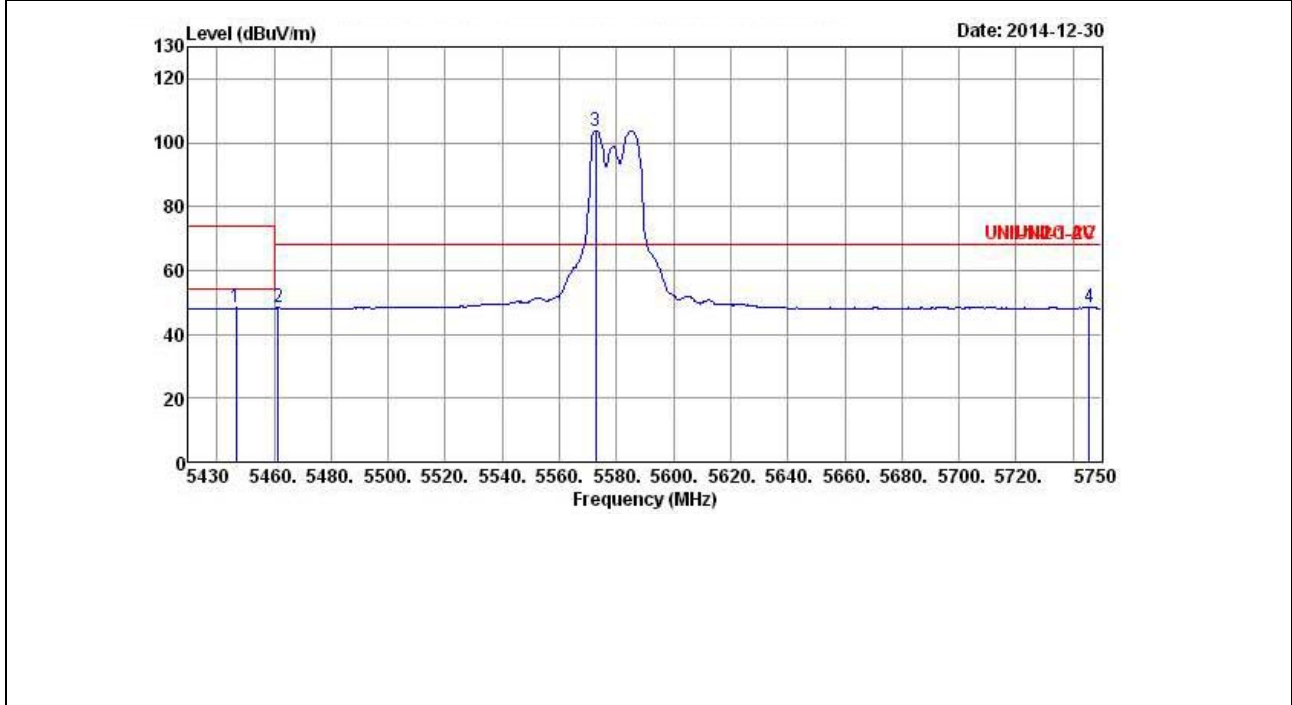
	Freq	Level	Over Limit	Limit Line	ReadAntenna Level	Antenna Factor	Cable Loss	Preamp Factor	Remark	A/Pos	T/Pos
	MHz	dBuV/m	dB	dBuV/m	dBuV	dB/m	dB	dB		cm	deg
1	5453.040	61.95	-12.05	74.00	53.93	34.13	6.31	32.42	Peak	---	---
2	5463.280	61.28	-6.92	68.20	53.24	34.15	6.31	32.42	Peak	---	---
3 *	5572.720	113.46	45.26	68.20	105.28	34.21	6.40	32.43	Peak	---	---
4	5745.520	61.45	-6.75	68.20	53.14	34.25	6.50	32.44	Peak	---	---

Note 1: Item 3, 4 are the fundamental frequency at 5580 MHz
 Note 2: Emission level (dBuV/m) = 20 log Emission level (uV/m).
 Note 3: Corrected Reading: Antenna Factor + Cable Loss + Read Level - Preamp Factor = Level.
 Note 4: Measurement worst emissions of receive antenna polarization: H (Horizontal)



Band Edge and Fundamental Emissions

Operating Mode	802.11a/ 6Mbps/ Ch.116/ Ant. 1+2+3+4	Polarization	H
-----------------------	--------------------------------------	---------------------	---



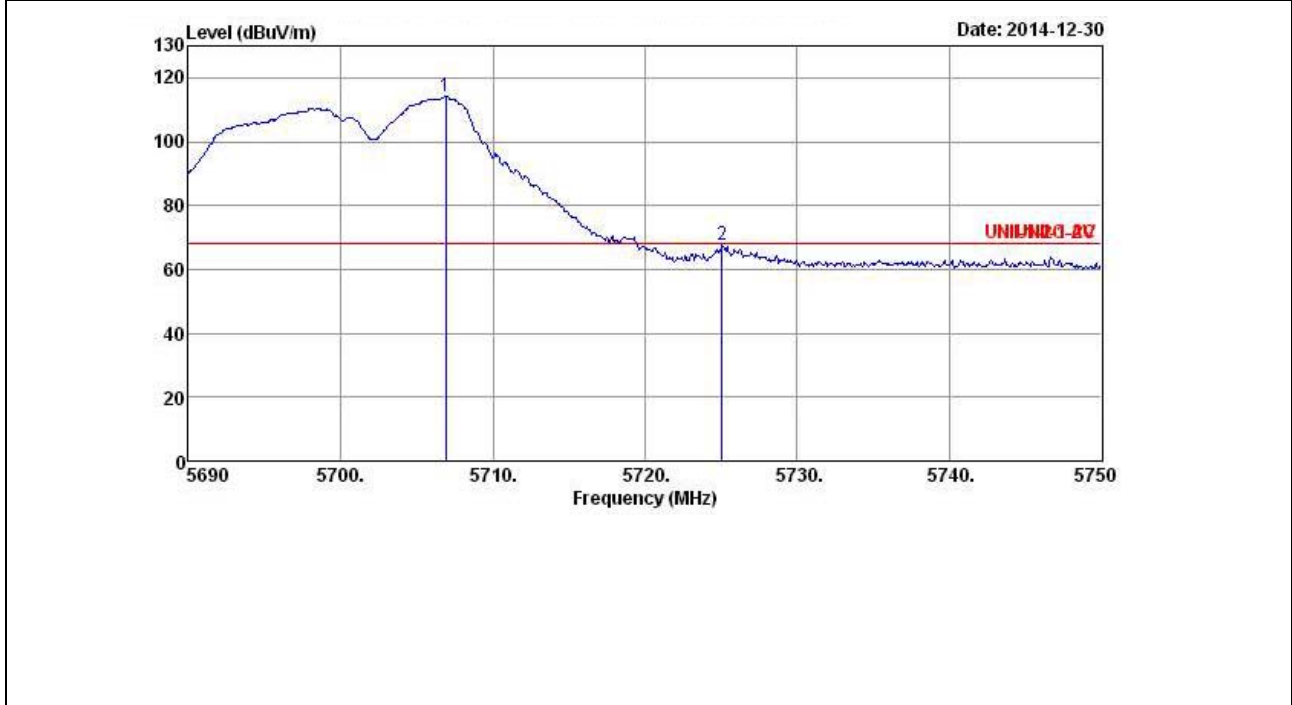
	Freq	Level	Over Limit	Limit Line	ReadAntenna Level	Antenna Factor	Cable Loss	Preamp Factor	Remark	A/Pos	T/Pos
	MHz	dBuV/m	dB	dBuV/m	dBuV	dB/m	dB	dB		cm	deg
1	5446.640	48.34	-5.66	54.00	40.32	34.13	6.31	32.42	Average	---	---
2	5461.360	48.29	-19.91	68.20	40.27	34.13	6.31	32.42	Average	---	---
3 *	5572.720	103.70	35.50	68.20	95.52	34.21	6.40	32.43	Average	---	---
4	5745.520	48.50	-19.70	68.20	40.19	34.25	6.50	32.44	Average	---	---

Note 1: Item 3, 4 are the fundamental frequency at 5580 MHz
 Note 2: Emission level (dBuV/m) = 20 log Emission level (uV/m).
 Note 3: Corrected Reading: Antenna Factor + Cable Loss + Read Level - Preamp Factor = Level.
 Note 4: Measurement worst emissions of receive antenna polarization: H (Horizontal)



Band Edge and Fundamental Emissions

Operating Mode	802.11a/ 6Mbps/ Ch.140/ Ant. 1+2+3+4	Polarization	H
-----------------------	--------------------------------------	---------------------	---



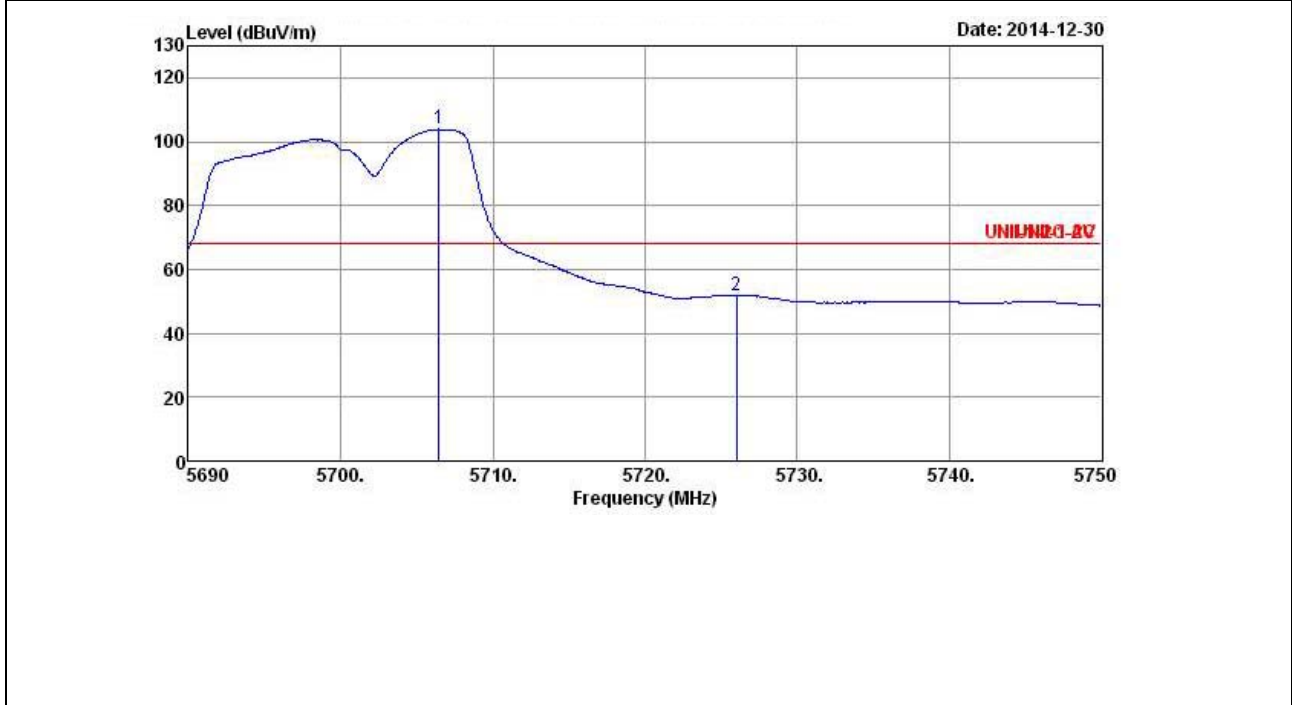
Item	Freq	Level	Over Limit	Limit Line	Read Level	Antenna Factor	Cable Loss	Preamp Factor	Remark	A/Pos	T/Pos
	MHz	dBuV/m	dB	dBuV/m	dBuV	dB/m	dB	dB		cm	deg
1 *	5706.920	114.10	45.90	68.20	105.82	34.24	6.48	32.44	Peak	---	---
2	5725.040	67.46	-0.74	68.20	59.18	34.24	6.48	32.44	Peak	---	---

Note 1: Item 3, 4 are the fundamental frequency at 5700 MHz
 Note 2: Emission level (dBuV/m) = 20 log Emission level (uV/m).
 Note 3: Corrected Reading: Antenna Factor + Cable Loss + Read Level - Preamp Factor = Level.
 Note 4: Measurement worst emissions of receive antenna polarization: H (Horizontal)



Band Edge and Fundamental Emissions

Operating Mode	802.11a/ 6Mbps/ Ch.140/ Ant. 1+2+3+4	Polarization	H
-----------------------	--------------------------------------	---------------------	---



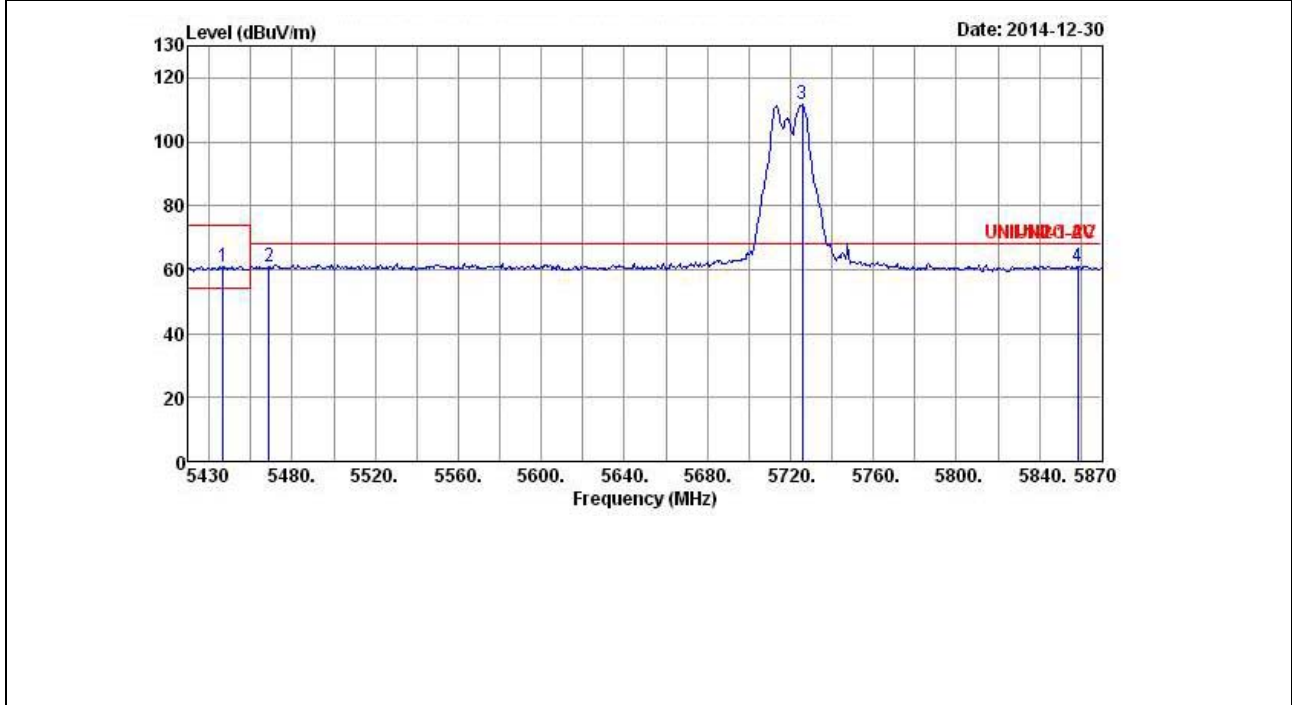
	Freq	Level	Over Limit	Limit Line	ReadAntenna Level	Antenna Factor	Cable Loss	Preamp Factor	Remark	A/Pos	T/Pos
	MHz	dBuV/m	dB	dBuV/m	dBuV	dB/m	dB	dB		cm	deg
1 *	5706.440	103.86	35.66	68.20	95.58	34.24	6.48	32.44	Average	---	---
2	5726.000	52.03	-16.17	68.20	43.75	34.24	6.48	32.44	Average	---	---

Note 1: Item 3, 4 are the fundamental frequency at 5700 MHz
 Note 2: Emission level (dBuV/m) = 20 log Emission level (uV/m).
 Note 3: Corrected Reading: Antenna Factor + Cable Loss + Read Level - Preamp Factor = Level.
 Note 4: Measurement worst emissions of receive antenna polarization: H (Horizontal)



Band Edge and Fundamental Emissions

Operating Mode	802.11a/ 6Mbps/ Ch.144/ Ant. 1+2+3+4	Polarization	H
-----------------------	--------------------------------------	---------------------	---



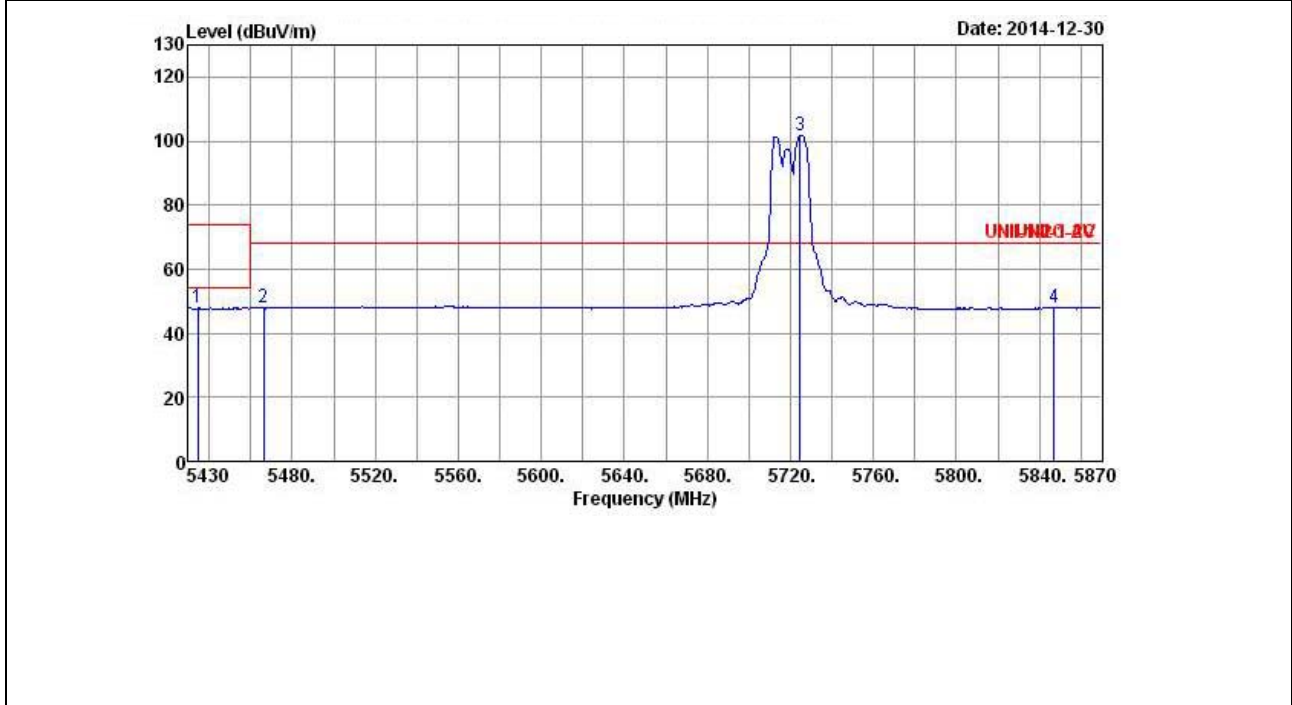
	Freq	Level	Over Limit	Limit Line	ReadAntenna Level	Antenna Factor	Cable Loss	Preamp Factor	Remark	A/Pos	T/Pos
	MHz	dBuV/m	dB	dBuV/m	dBuV	dB/m	dB	dB		cm	deg
1	5446.720	60.99	-13.01	74.00	52.97	34.13	6.31	32.42	Peak	---	---
2	5468.720	61.11	-7.09	68.20	53.02	34.15	6.36	32.42	Peak	---	---
3 *	5725.680	111.61	43.41	68.20	103.33	34.24	6.48	32.44	Peak	---	---
4	5858.560	61.11	-7.09	68.20	52.73	34.27	6.56	32.45	Peak	---	---

Note 1: Item 3, 4 are the fundamental frequency at 5720 MHz
 Note 2: Emission level (dBuV/m) = 20 log Emission level (uV/m).
 Note 3: Corrected Reading: Antenna Factor + Cable Loss + Read Level - Preamp Factor = Level.
 Note 4: Measurement worst emissions of receive antenna polarization: H (Horizontal)



Band Edge and Fundamental Emissions

Operating Mode	802.11a/ 6Mbps/ Ch.144/ Ant. 1+2+3+4	Polarization	H
-----------------------	--------------------------------------	---------------------	---



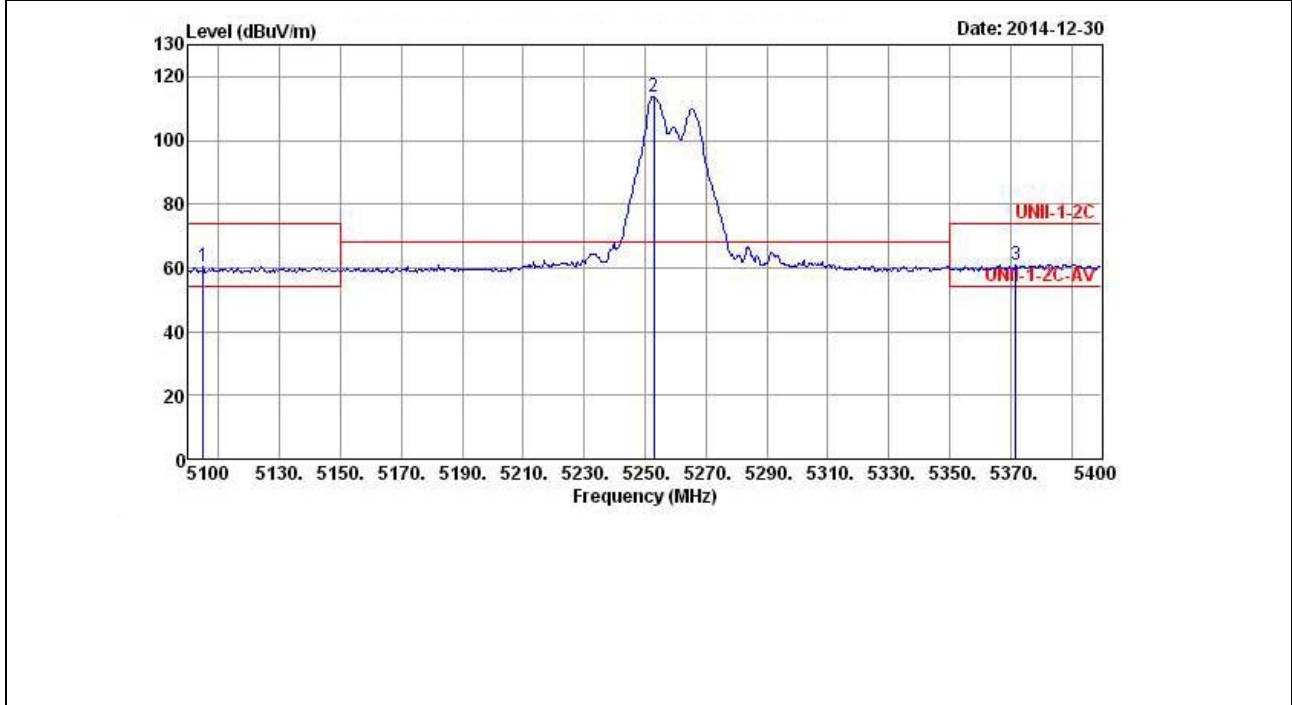
	Freq	Level	Over Limit	Limit Line	ReadAntenna Level	Antenna Factor	Cable Loss	Preamp Factor	Remark	A/Pos	T/Pos
	MHz	dBuV/m	dB	dBuV/m	dBuV	dB/m	dB	dB		cm	deg
1	5434.400	47.84	-6.16	54.00	39.84	34.11	6.31	32.42	Average	---	---
2	5466.080	47.96	-20.24	68.20	39.87	34.15	6.36	32.42	Average	---	---
3 *	5724.800	101.90	33.70	68.20	93.62	34.24	6.48	32.44	Average	---	---
4	5847.120	48.13	-20.07	68.20	39.77	34.27	6.54	32.45	Average	---	---

Note 1: Item 3, 4 are the fundamental frequency at 5720 MHz
 Note 2: Emission level (dBuV/m) = 20 log Emission level (uV/m).
 Note 3: Corrected Reading: Antenna Factor + Cable Loss + Read Level - Preamp Factor = Level.
 Note 4: Measurement worst emissions of receive antenna polarization: H (Horizontal)



Band Edge and Fundamental Emissions

Operating Mode	802.11ac 20MHz/ Nss1 MCS0/ Ch.52/ Ant. 1+2+3+4	Polarization	H
-----------------------	--	---------------------	---



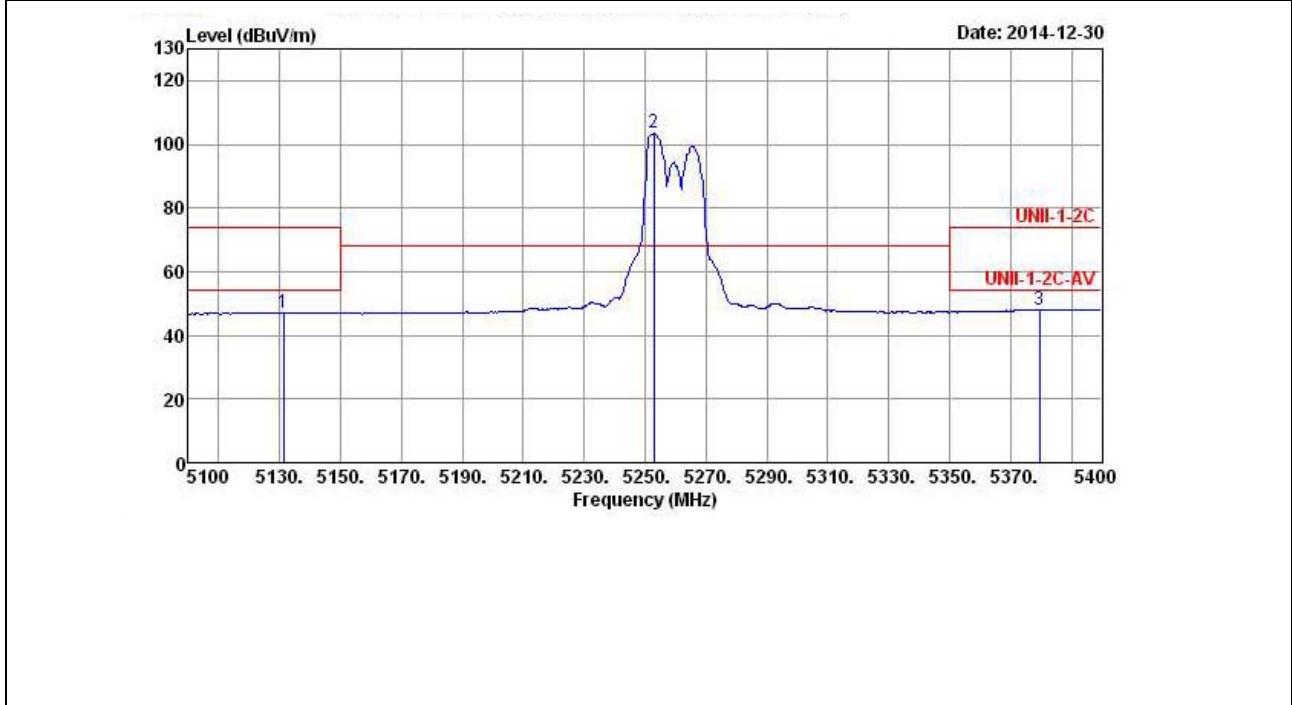
	Freq	Level	Over Limit	Limit Line	ReadAntenna Level	Antenna Factor	Cable Loss	Preamp Factor	Remark	A/Pos	T/Pos
	MHz	dBuV/m	dB	dBuV/m	dBuV	dB/m	dB	dB		cm	deg
1	5104.800	60.45	-13.55	74.00	53.38	33.64	5.86	32.43	Peak	---	---
2 *	5253.000	113.72	45.52	68.20	106.23	33.85	6.06	32.42	Peak	---	---
3	5371.800	61.09	-12.91	74.00	53.29	34.01	6.21	32.42	Peak	---	---

Note 1: Item 3, 4 are the fundamental frequency at 5260 MHz
 Note 2: Emission level (dBuV/m) = 20 log Emission level (uV/m).
 Note 3: Corrected Reading: Antenna Factor + Cable Loss + Read Level - Preamp Factor = Level.
 Note 4: Measurement worst emissions of receive antenna polarization: H (Horizontal)



Band Edge and Fundamental Emissions

Operating Mode	802.11ac 20MHz/ Nss1 MCS0/ Ch.52/ Ant. 1+2+3+4	Polarization	H
-----------------------	--	---------------------	---



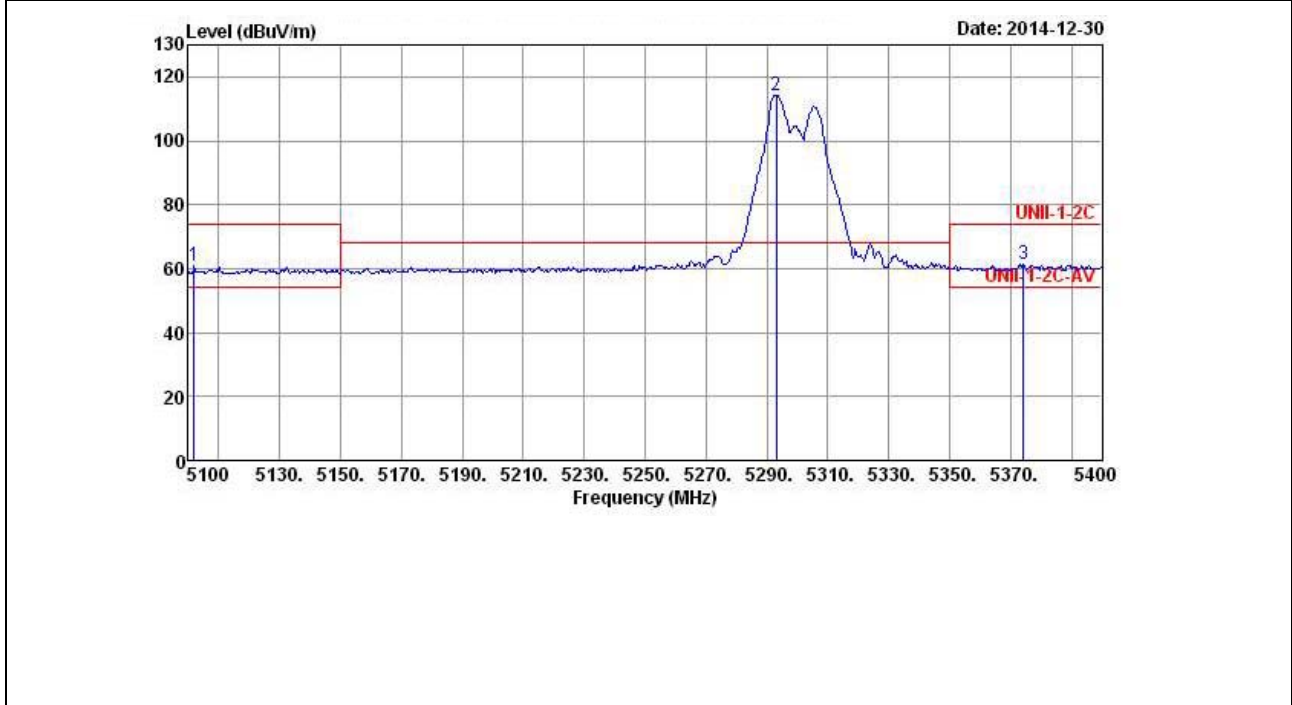
	Freq	Level	Over Limit	Limit Line	ReadAntenna Level	Antenna Factor	Cable Loss	Preamp Factor	Remark	A/Pos	T/Pos
	MHz	dBUV/m	dB	dBUV/m	dBuV	dB/m	dB	dB		cm	deg
1	5131.200	47.18	-6.82	54.00	40.01	33.69	5.91	32.43	Average	---	---
2 *	5253.000	103.38	35.18	68.20	95.89	33.85	6.06	32.42	Average	---	---
3	5379.600	48.13	-5.87	54.00	40.30	34.04	6.21	32.42	Average	---	---

Note 1: Item 3, 4 are the fundamental frequency at 5260 MHz
 Note 2: Emission level (dBUV/m) = 20 log Emission level (uV/m).
 Note 3: Corrected Reading: Antenna Factor + Cable Loss + Read Level - Preamp Factor = Level.
 Note 4: Measurement worst emissions of receive antenna polarization: H (Horizontal)



Band Edge and Fundamental Emissions

Operating Mode	802.11ac 20MHz/ Nss1 MCS0/ Ch.60/ Ant. 1+2+3+4	Polarization	H
-----------------------	--	---------------------	---



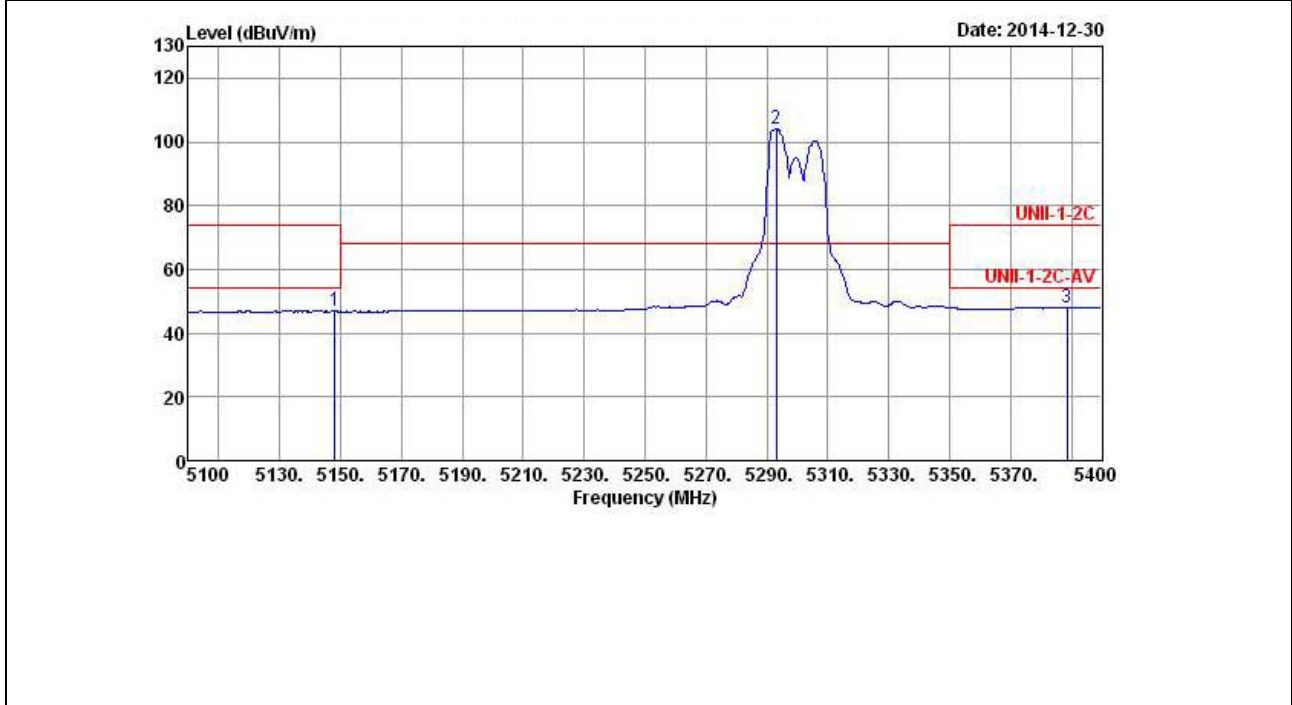
	Freq	Level	Over Limit	Limit Line	ReadAntenna Level	Antenna Factor	Cable Loss	Preamp Factor	Remark	A/Pos	T/Pos
	MHz	dBuV/m	dB	dBuV/m	dBuV	dB/m	dB	dB		cm	deg
1	5101.800	60.73	-13.27	74.00	53.66	33.64	5.86	32.43	Peak	---	---
2 *	5293.200	114.32	46.12	68.20	106.71	33.92	6.11	32.42	Peak	---	---
3	5374.200	61.25	-12.75	74.00	53.45	34.01	6.21	32.42	Peak	---	---

Note 1: Item 3, 4 are the fundamental frequency at 5300 MHz
 Note 2: Emission level (dBuV/m) = 20 log Emission level (uV/m).
 Note 3: Corrected Reading: Antenna Factor + Cable Loss + Read Level - Preamp Factor = Level.
 Note 4: Measurement worst emissions of receive antenna polarization: H (Horizontal)



Band Edge and Fundamental Emissions

Operating Mode	802.11ac 20MHz/ Nss1 MCS0/ Ch.60/ Ant. 1+2+3+4	Polarization	H
-----------------------	--	---------------------	---



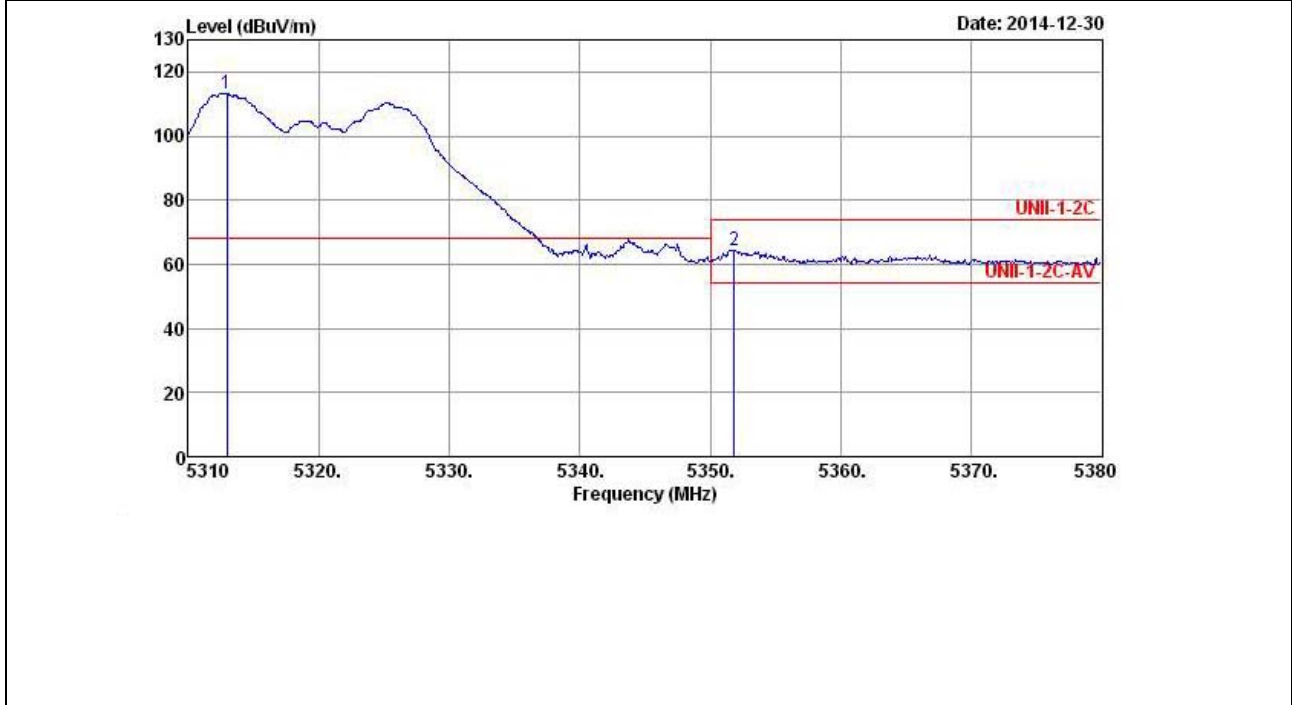
	Freq	Level	Over Limit	Limit Line	ReadAntenna Level	Antenna Factor	Cable Loss	Preamp Factor	Remark	A/Pos	T/Pos
	MHz	dBuV/m	dB	dBuV/m	dBuV	dB/m	dB	dB		cm	deg
1	5148.000	47.05	-6.95	54.00	39.86	33.71	5.91	32.43	Average	---	---
2 *	5293.200	104.14	35.94	68.20	96.53	33.92	6.11	32.42	Average	---	---
3	5388.600	48.05	-5.95	54.00	40.17	34.04	6.26	32.42	Average	---	---

Note 1: Item 3, 4 are the fundamental frequency at 5300 MHz
 Note 2: Emission level (dBuV/m) = 20 log Emission level (uV/m).
 Note 3: Corrected Reading: Antenna Factor + Cable Loss + Read Level - Preamp Factor = Level.
 Note 4: Measurement worst emissions of receive antenna polarization: H (Horizontal)



Band Edge and Fundamental Emissions

Operating Mode	802.11ac 20MHz/ Nss1 MCS0/ Ch.64/ Ant. 1+2+3+4	Polarization	H
-----------------------	--	---------------------	---



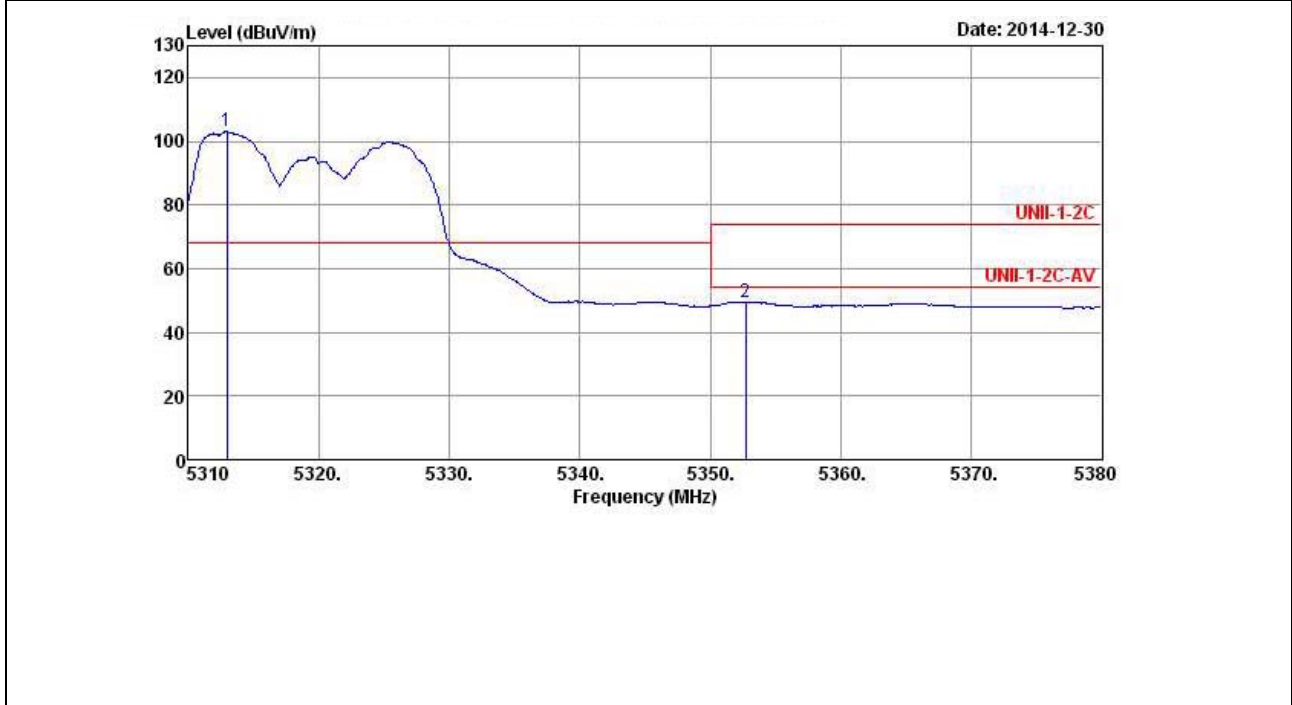
	Freq	Level	Over Limit	Limit Line	ReadAntenna Level	Antenna Factor	Cable Loss	Preamp Factor	Remark	A/Pos	T/Pos
	MHz	dBuV/m	dB	dBuV/m	dBuV	dB/m	dB	dB		cm	deg
1 *	5312.940	113.29	45.09	68.20	105.61	33.94	6.16	32.42	Peak	---	---
2	5351.860	64.49	-9.51	74.00	56.71	33.99	6.21	32.42	Peak	---	---

Note 1: Item 3, 4 are the fundamental frequency at 5320 MHz
 Note 2: Emission level (dBuV/m) = 20 log Emission level (uV/m).
 Note 3: Corrected Reading: Antenna Factor + Cable Loss + Read Level - Preamp Factor = Level.
 Note 4: Measurement worst emissions of receive antenna polarization: H (Horizontal)



Band Edge and Fundamental Emissions

Operating Mode	802.11ac 20MHz/ Nss1 MCS0/ Ch.64/ Ant. 1+2+3+4	Polarization	H
-----------------------	--	---------------------	---



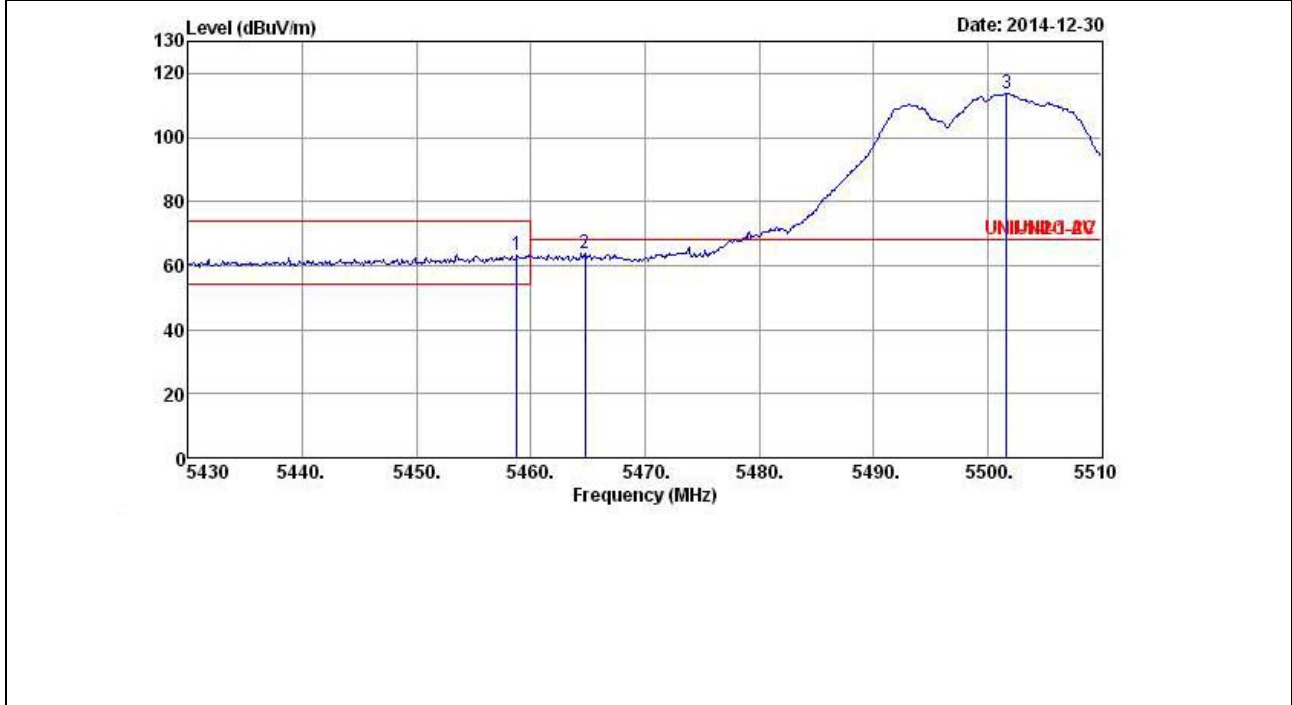
	Freq	Level	Over Limit	Limit Line	ReadAntenna Level	Antenna Factor	Cable Loss	Preamp Factor	Remark	A/Pos	T/Pos
	MHz	dBuV/m	dB	dBuV/m	dBuV	dB/m	dB	dB		cm	deg
1 *	5312.940	102.94	34.74	68.20	95.26	33.94	6.16	32.42	Average	---	---
2	5352.700	49.64	-4.36	54.00	41.86	33.99	6.21	32.42	Average	---	---

Note 1: Item 3, 4 are the fundamental frequency at 5320 MHz
 Note 2: Emission level (dBuV/m) = 20 log Emission level (uV/m).
 Note 3: Corrected Reading: Antenna Factor + Cable Loss + Read Level - Preamp Factor = Level.
 Note 4: Measurement worst emissions of receive antenna polarization: H (Horizontal)



Band Edge and Fundamental Emissions

Operating Mode	802.11ac 20MHz/ Nss1 MCS0/ Ch.100/ Ant. 1+2+3+4	Polarization	H
-----------------------	---	---------------------	---



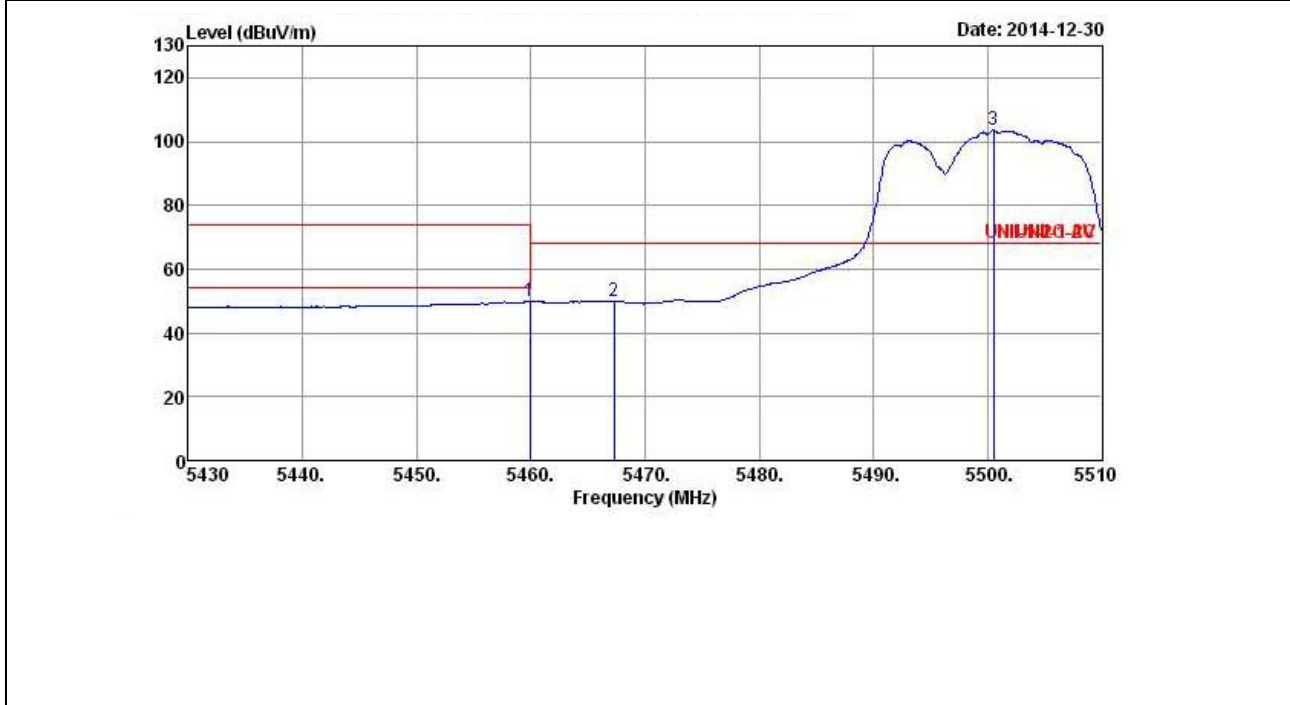
	Freq	Level	Over Limit	Limit Line	ReadAntenna Level	Antenna Factor	Cable Loss	Preamp Factor	Remark	A/Pos	T/Pos
	MHz	dBuV/m	dB	dBuV/m	dBuV	dB/m	dB	dB		cm	deg
1	5458.800	63.30	-10.70	74.00	55.28	34.13	6.31	32.42	Peak	---	---
2	5464.720	63.75	-4.45	68.20	55.71	34.15	6.31	32.42	Peak	---	---
3 *	5501.680	113.84	45.64	68.20	105.70	34.20	6.36	32.42	Peak	---	---

Note 1: Item 3, 4 are the fundamental frequency at 5500 MHz
 Note 2: Emission level (dBuV/m) = 20 log Emission level (uV/m).
 Note 3: Corrected Reading: Antenna Factor + Cable Loss + Read Level - Preamp Factor = Level.
 Note 4: Measurement worst emissions of receive antenna polarization: H (Horizontal)



Band Edge and Fundamental Emissions

Operating Mode	802.11ac 20MHz/ Nss1 MCS0/ Ch.100/ Ant. 1+2+3+4	Polarization	H
-----------------------	---	---------------------	---



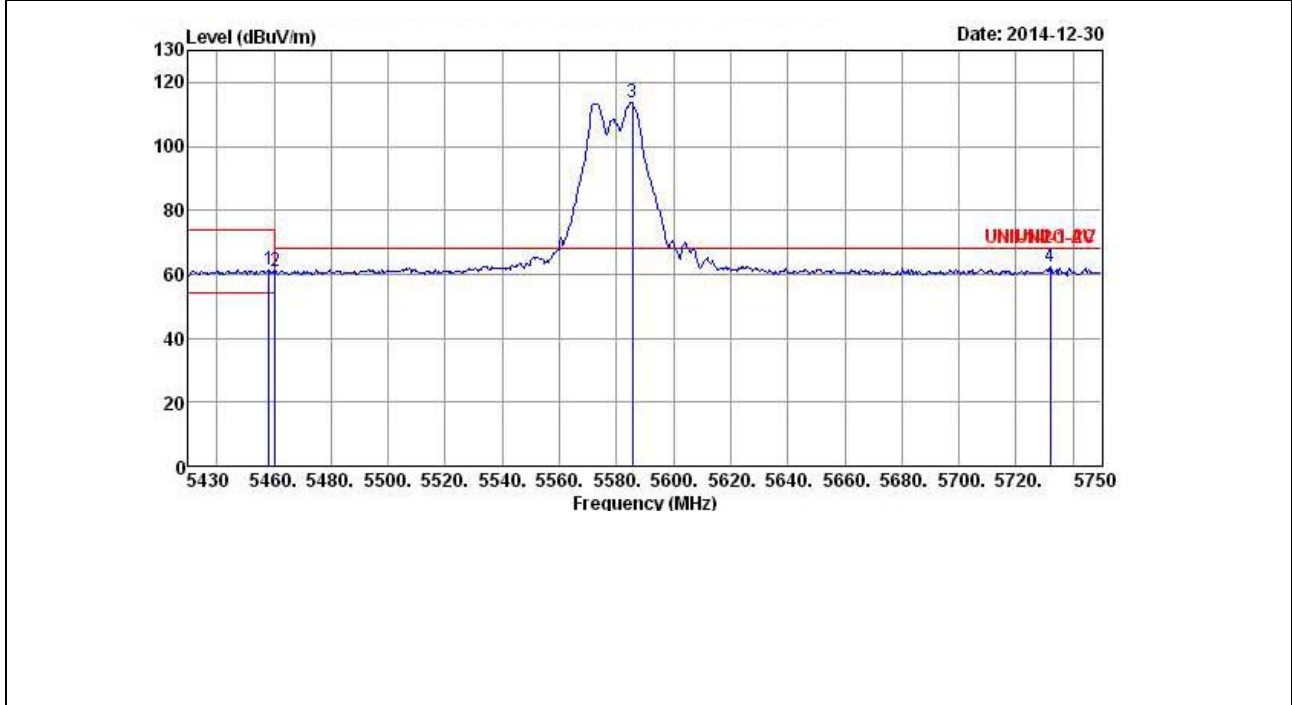
	Freq	Level	Over Limit	Limit Line	ReadAntenna Level	Antenna Factor	Cable Loss	Preamp Factor	Remark	A/Pos	T/Pos
	MHz	dBuV/m	dB	dBuV/m	dBuV	dB/m	dB	dB		cm	deg
1	5459.920	50.06	-3.94	54.00	42.04	34.13	6.31	32.42	Average	---	---
2	5467.280	49.96	-18.24	68.20	41.87	34.15	6.36	32.42	Average	---	---
3 *	5500.560	103.52	35.32	68.20	95.38	34.20	6.36	32.42	Average	---	---

Note 1: Item 3, 4 are the fundamental frequency at 5500 MHz
 Note 2: Emission level (dBuV/m) = 20 log Emission level (uV/m).
 Note 3: Corrected Reading: Antenna Factor + Cable Loss + Read Level - Preamp Factor = Level.
 Note 4: Measurement worst emissions of receive antenna polarization: H (Horizontal)



Band Edge and Fundamental Emissions

Operating Mode	802.11ac 20MHz/ Nss1 MCS0/ Ch.116/ Ant. 1+2+3+4	Polarization	H
-----------------------	---	---------------------	---



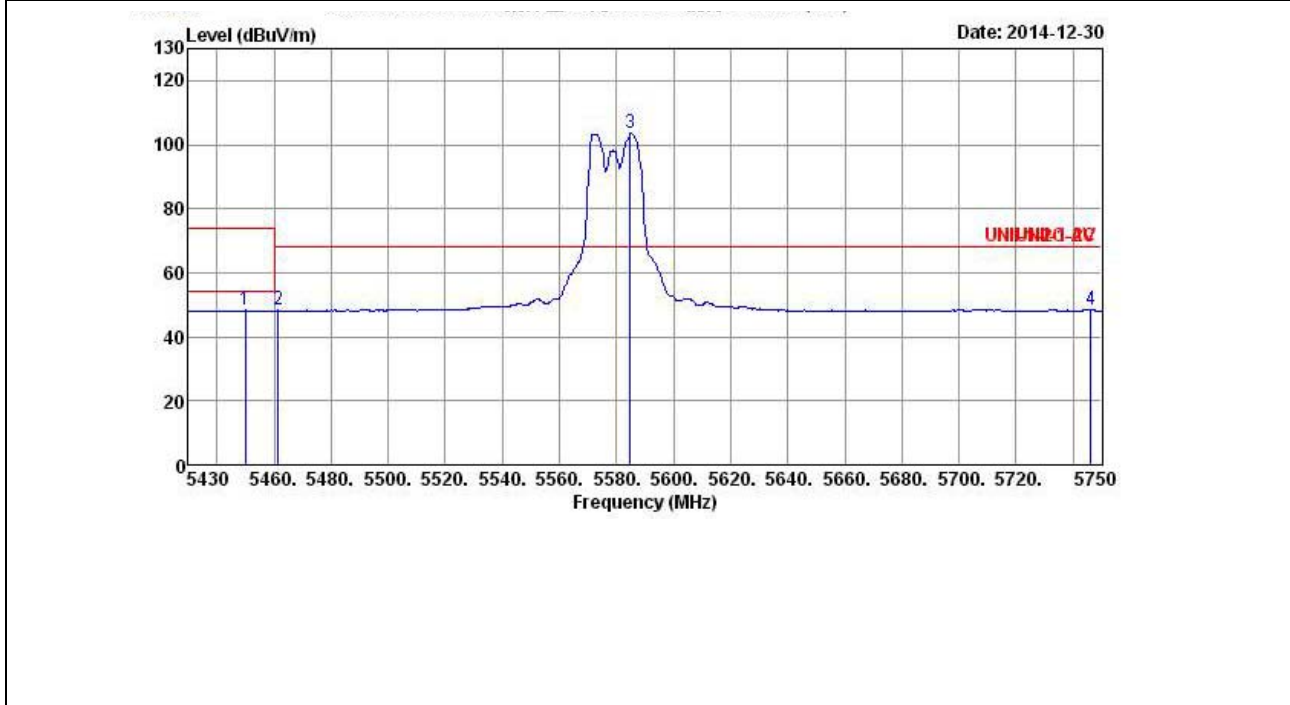
	Freq	Level	Over Limit	Limit Line	ReadAntenna Level	Antenna Factor	Cable Loss	Preamp Factor	Remark	A/Pos	T/Pos
	MHz	dBuV/m	dB	dBuV/m	dBuV	dB/m	dB	dB		cm	deg
1	5458.160	61.42	-12.58	74.00	53.40	34.13	6.31	32.42	Peak	---	---
2	5460.400	61.11	-7.09	68.20	53.09	34.13	6.31	32.42	Peak	---	---
3 *	5585.520	113.88	45.68	68.20	105.67	34.22	6.42	32.43	Peak	---	---
4	5732.080	62.38	-5.82	68.20	54.10	34.24	6.48	32.44	Peak	---	---

Note 1: Item 3, 4 are the fundamental frequency at 5580 MHz
 Note 2: Emission level (dBuV/m) = 20 log Emission level (uV/m).
 Note 3: Corrected Reading: Antenna Factor + Cable Loss + Read Level - Preamp Factor = Level.
 Note 4: Measurement worst emissions of receive antenna polarization: H (Horizontal)



Band Edge and Fundamental Emissions

Operating Mode	802.11ac 20MHz/ Nss1 MCS0/ Ch.116/ Ant. 1+2+3+4	Polarization	H
-----------------------	---	---------------------	---



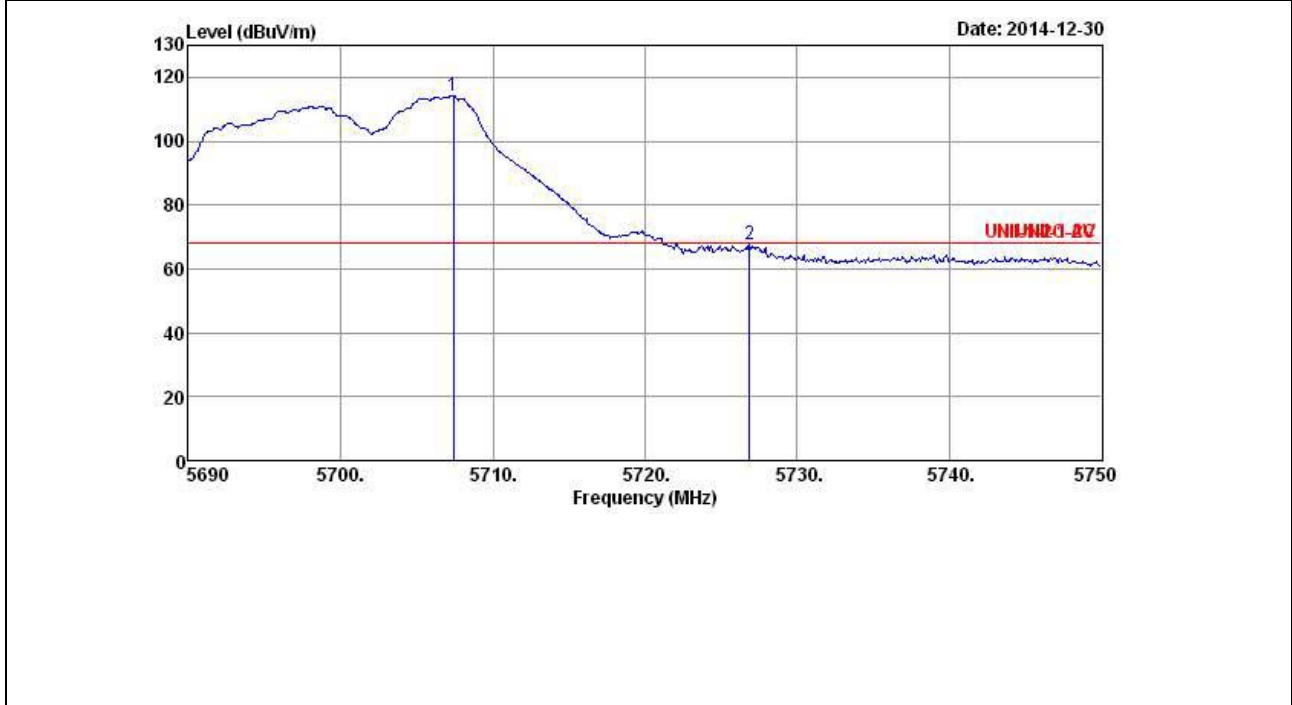
	Freq	Level	Over Limit	Limit Line	ReadAntenna Level	Antenna Factor	Cable Loss	Preamp Factor	Remark	A/Pos	T/Pos
	MHz	dBuV/m	dB	dBuV/m	dBuV	dB/m	dB	dB		cm	deg
1	5449.840	48.25	-5.75	54.00	40.23	34.13	6.31	32.42	Average	---	---
2	5461.360	48.26	-19.94	68.20	40.24	34.13	6.31	32.42	Average	---	---
3 *	5584.880	103.39	35.19	68.20	95.18	34.22	6.42	32.43	Average	---	---
4	5746.160	48.56	-19.64	68.20	40.25	34.25	6.50	32.44	Average	---	---

Note 1: Item 3, 4 are the fundamental frequency at 5580 MHz
 Note 2: Emission level (dBuV/m) = 20 log Emission level (uV/m).
 Note 3: Corrected Reading: Antenna Factor + Cable Loss + Read Level - Preamp Factor = Level.
 Note 4: Measurement worst emissions of receive antenna polarization: H (Horizontal)



Band Edge and Fundamental Emissions

Operating Mode	802.11ac 20MHz/ Nss1 MCS0/ Ch.140/ Ant. 1+2+3+4	Polarization	H
-----------------------	---	---------------------	---



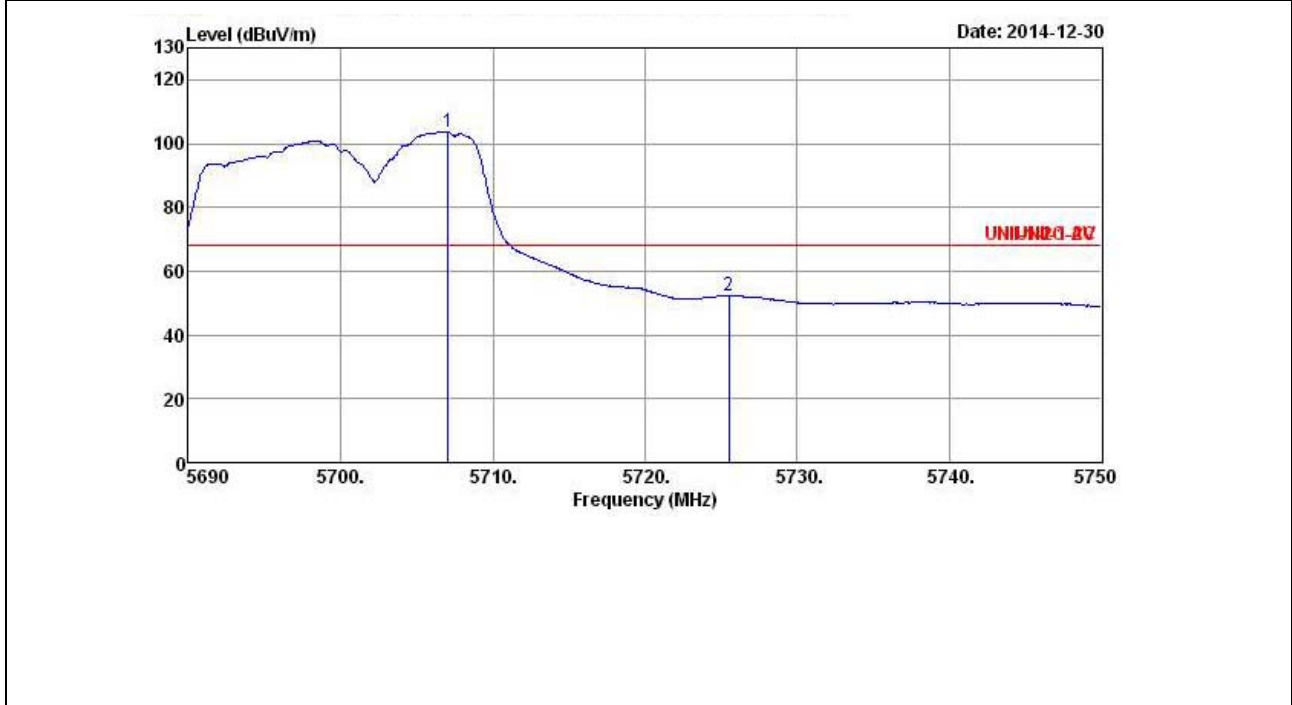
	Freq	Level	Over Limit	Limit Line	ReadAntenna Level	Antenna Factor	Cable Loss	Preamp Factor	Remark	A/Pos	T/Pos
	MHz	dBuV/m	dB	dBuV/m	dBuV	dB/m	dB	dB		cm	deg
1 *	5707.400	114.16	45.96	68.20	105.88	34.24	6.48	32.44	Peak	---	---
2	5726.840	67.58	-0.62	68.20	59.30	34.24	6.48	32.44	Peak	---	---

Note 1: Item 3, 4 are the fundamental frequency at 5700 MHz
 Note 2: Emission level (dBuV/m) = 20 log Emission level (uV/m).
 Note 3: Corrected Reading: Antenna Factor + Cable Loss + Read Level - Preamp Factor = Level.
 Note 4: Measurement worst emissions of receive antenna polarization: H (Horizontal)



Band Edge and Fundamental Emissions

Operating Mode	802.11ac 20MHz/ Nss1 MCS0/ Ch.140/ Ant. 1+2+3+4	Polarization	H
-----------------------	---	---------------------	---



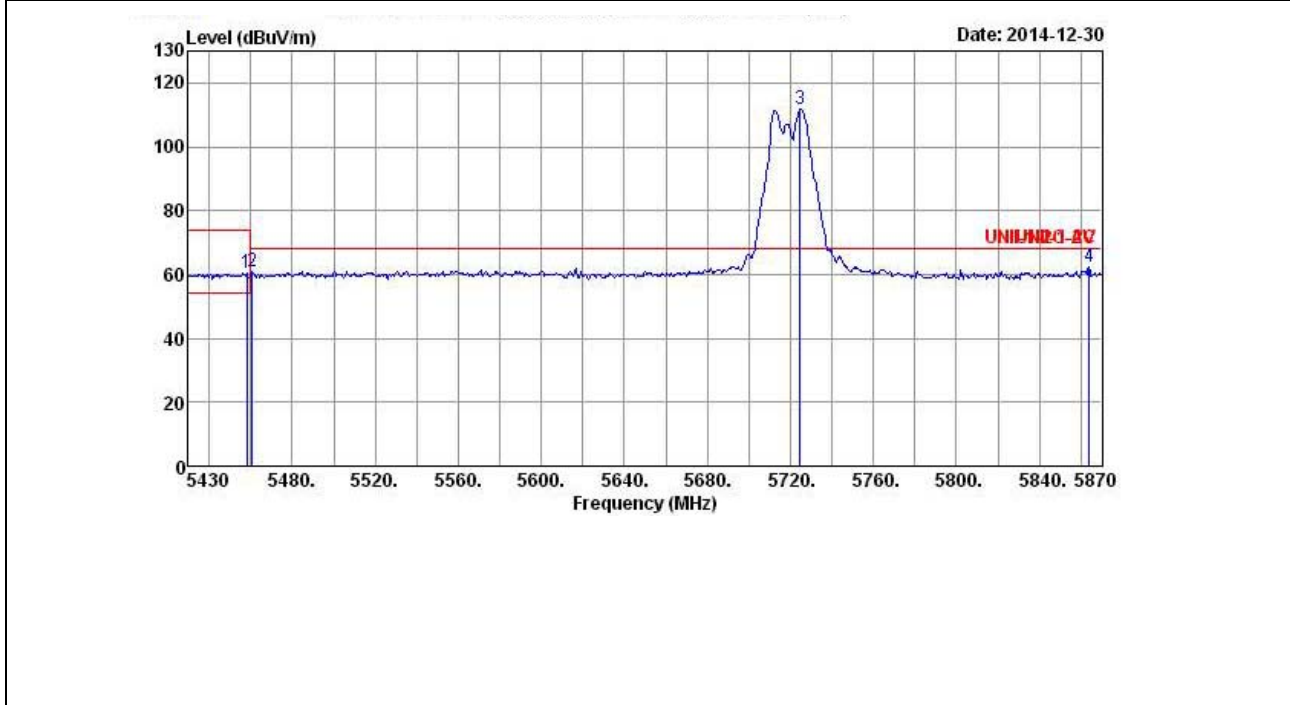
	Freq	Level	Over Limit	Limit Line	ReadAntenna Level	Antenna Factor	Cable Loss	Preamp Factor	Remark	A/Pos	T/Pos
	MHz	dBuV/m	dB	dBuV/m	dBuV	dB/m	dB	dB		cm	deg
1 *	5707.040	103.70	35.50	68.20	95.42	34.24	6.48	32.44	Average	---	---
2	5725.520	52.26	-15.94	68.20	43.98	34.24	6.48	32.44	Average	---	---

Note 1: Item 3, 4 are the fundamental frequency at 5700 MHz
 Note 2: Emission level (dBuV/m) = 20 log Emission level (uV/m).
 Note 3: Corrected Reading: Antenna Factor + Cable Loss + Read Level - Preamp Factor = Level.
 Note 4: Measurement worst emissions of receive antenna polarization: H (Horizontal)



Band Edge and Fundamental Emissions

Operating Mode	802.11ac 20MHz/ Nss1 MCS0/ Ch.144/ Ant. 1+2+3+4	Polarization	H
-----------------------	---	---------------------	---



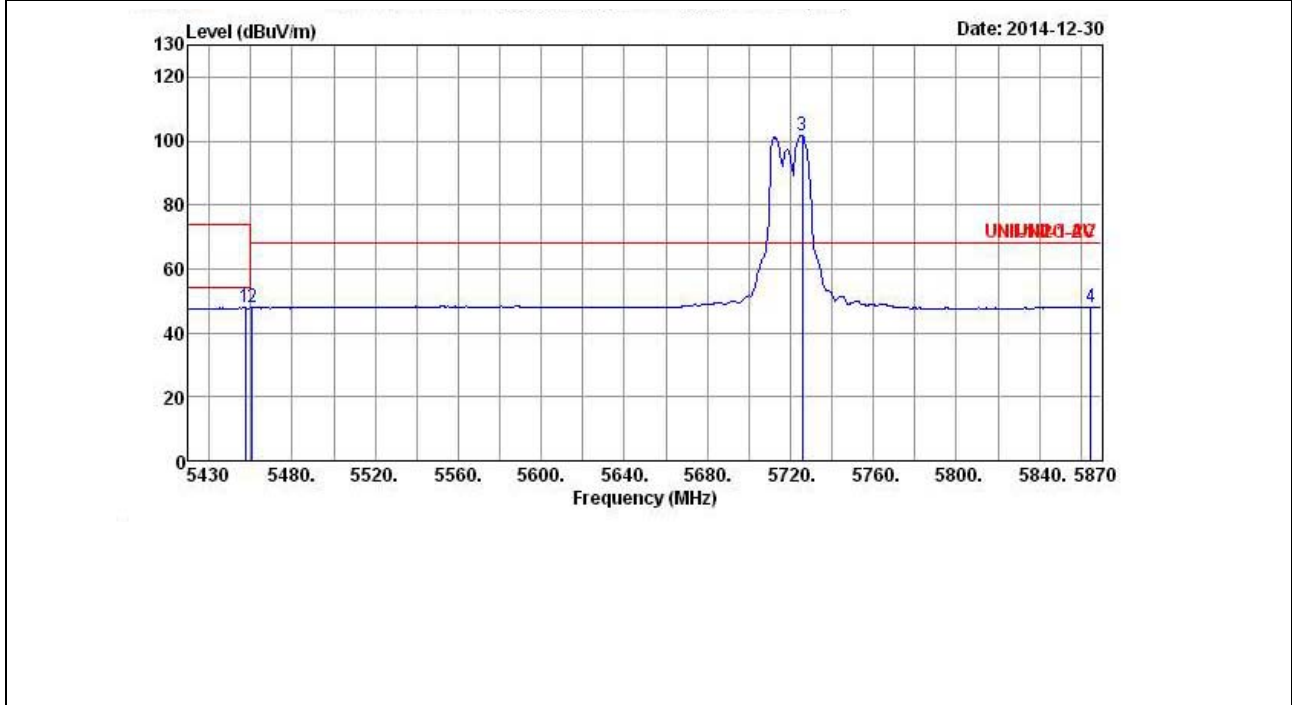
	Freq	Level	Over Limit	Limit Line	ReadAntenna Level	Antenna Factor	Cable Loss	Preamp Factor	Remark	A/Pos	T/Pos
	MHz	dBuV/m	dB	dBuV/m	dBuV	dB/m	dB	dB		cm	deg
1	5458.160	60.46	-13.54	74.00	52.44	34.13	6.31	32.42	Peak	---	---
2	5460.800	61.00	-7.20	68.20	52.98	34.13	6.31	32.42	Peak	---	---
3 *	5724.800	111.87	43.67	68.20	103.59	34.24	6.48	32.44	Peak	---	---
4	5863.840	62.32	-5.88	68.20	53.94	34.27	6.56	32.45	Peak	---	---

Note 1: Item 3, 4 are the fundamental frequency at 5720 MHz
 Note 2: Emission level (dBuV/m) = 20 log Emission level (uV/m).
 Note 3: Corrected Reading: Antenna Factor + Cable Loss + Read Level - Preamp Factor = Level.
 Note 4: Measurement worst emissions of receive antenna polarization: H (Horizontal)



Band Edge and Fundamental Emissions

Operating Mode	802.11ac 20MHz/ Nss1 MCS0/ Ch.144/ Ant. 1+2+3+4	Polarization	H
-----------------------	---	---------------------	---



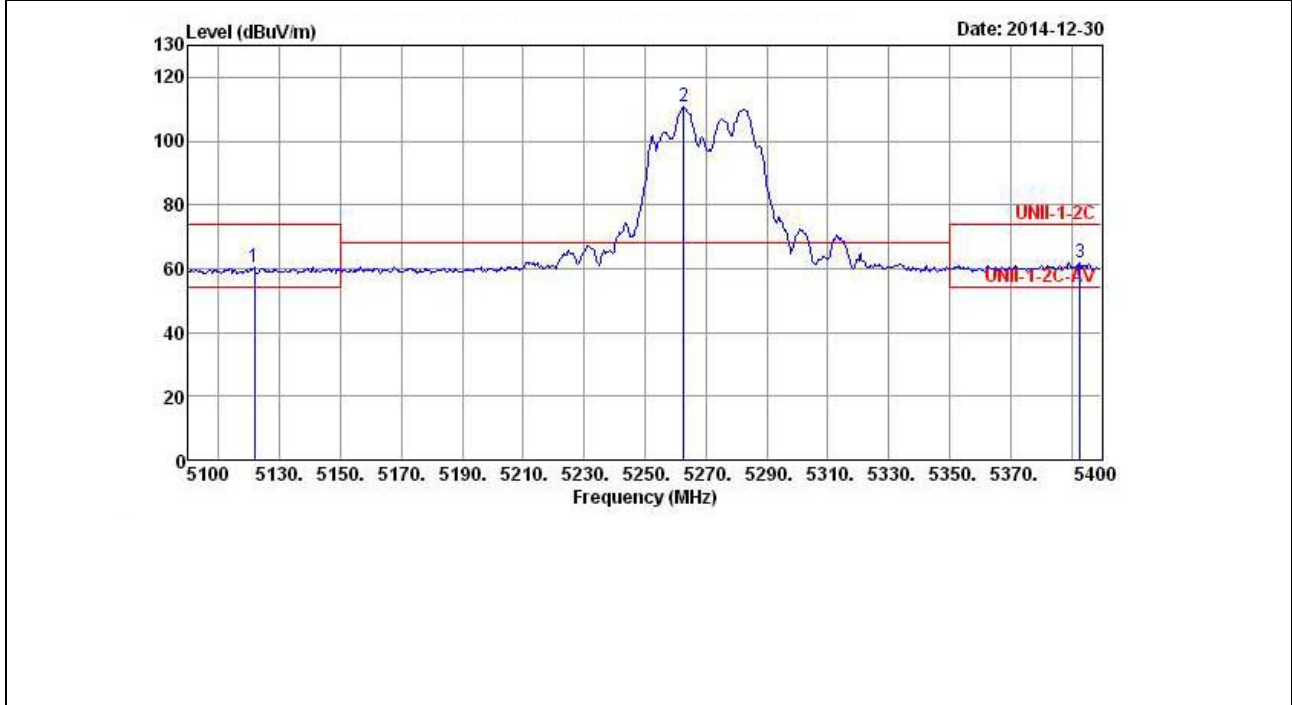
	Freq	Level	Over Limit	Limit Line	ReadAntenna Level	Antenna Factor	Cable Loss	Preamp Factor	Remark	A/Pos	T/Pos
	MHz	dBuV/m	dB	dBuV/m	dBuV	dB/m	dB	dB		cm	deg
1	5457.280	47.87	-6.13	54.00	39.85	34.13	6.31	32.42	Average	---	---
2	5460.800	47.97	-20.23	68.20	39.95	34.13	6.31	32.42	Average	---	---
3 *	5725.680	101.66	33.46	68.20	93.38	34.24	6.48	32.44	Average	---	---
4	5864.720	48.08	-20.12	68.20	39.70	34.27	6.56	32.45	Average	---	---

Note 1: Item 3, 4 are the fundamental frequency at 5720 MHz
 Note 2: Emission level (dBuV/m) = 20 log Emission level (uV/m).
 Note 3: Corrected Reading: Antenna Factor + Cable Loss + Read Level - Preamp Factor = Level.
 Note 4: Measurement worst emissions of receive antenna polarization: H (Horizontal)



Band Edge and Fundamental Emissions

Operating Mode	802.11ac 40MHz/ Nss1 MCS0/ Ch.54/ Ant. 1+2+3+4	Polarization	H
-----------------------	--	---------------------	---



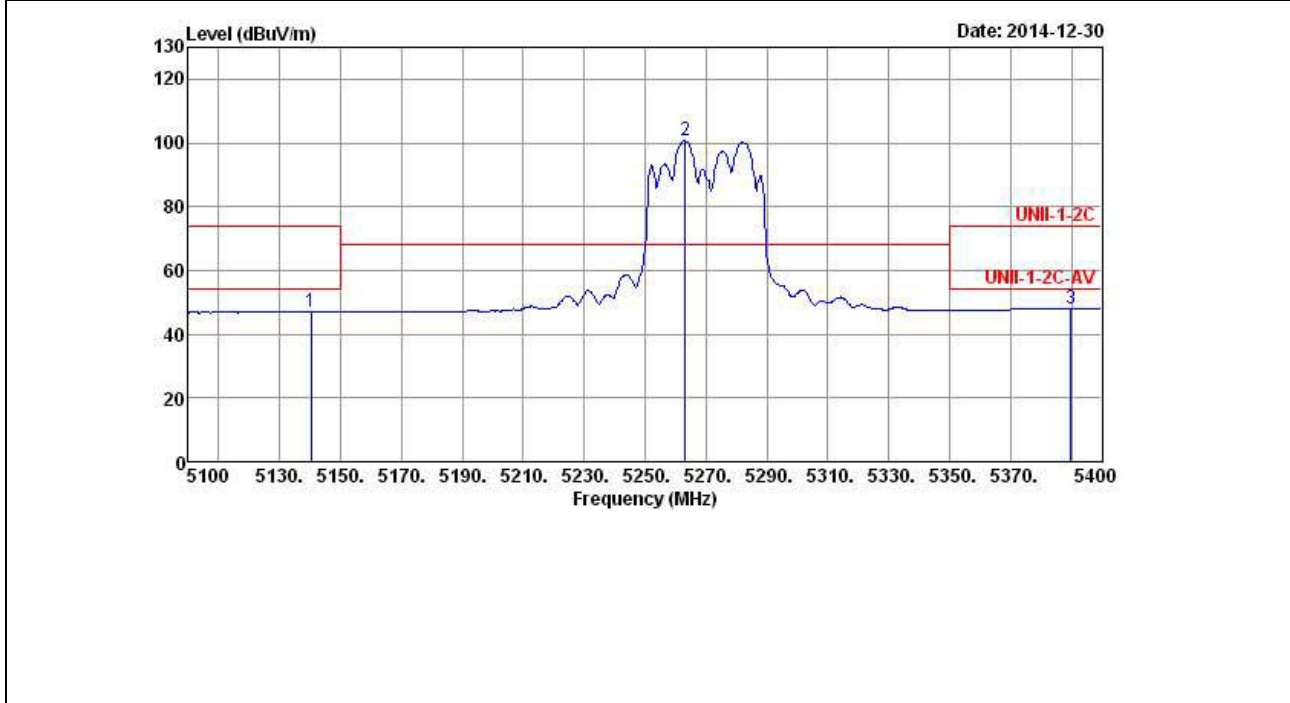
	Freq	Level	Over Limit	Limit Line	ReadAntenna Level	Antenna Factor	Cable Loss	Preamp Factor	Remark	A/Pos	T/Pos
	MHz	dBuV/m	dB	dBuV/m	dBuV	dB/m	dB	dB		cm	deg
1	5121.600	60.51	-13.49	74.00	53.37	33.66	5.91	32.43	Peak	---	---
2 *	5262.600	110.70	42.50	68.20	103.19	33.87	6.06	32.42	Peak	---	---
3	5392.800	62.10	-11.90	74.00	54.22	34.04	6.26	32.42	Peak	---	---

Note 1: Item 3, 4 are the fundamental frequency at 5270 MHz
 Note 2: Emission level (dBuV/m) = 20 log Emission level (uV/m).
 Note 3: Corrected Reading: Antenna Factor + Cable Loss + Read Level - Preamp Factor = Level.
 Note 4: Measurement worst emissions of receive antenna polarization: H (Horizontal)



Band Edge and Fundamental Emissions

Operating Mode	802.11ac 40MHz/ Nss1 MCS0/ Ch.54/ Ant. 1+2+3+4	Polarization	H
-----------------------	--	---------------------	---



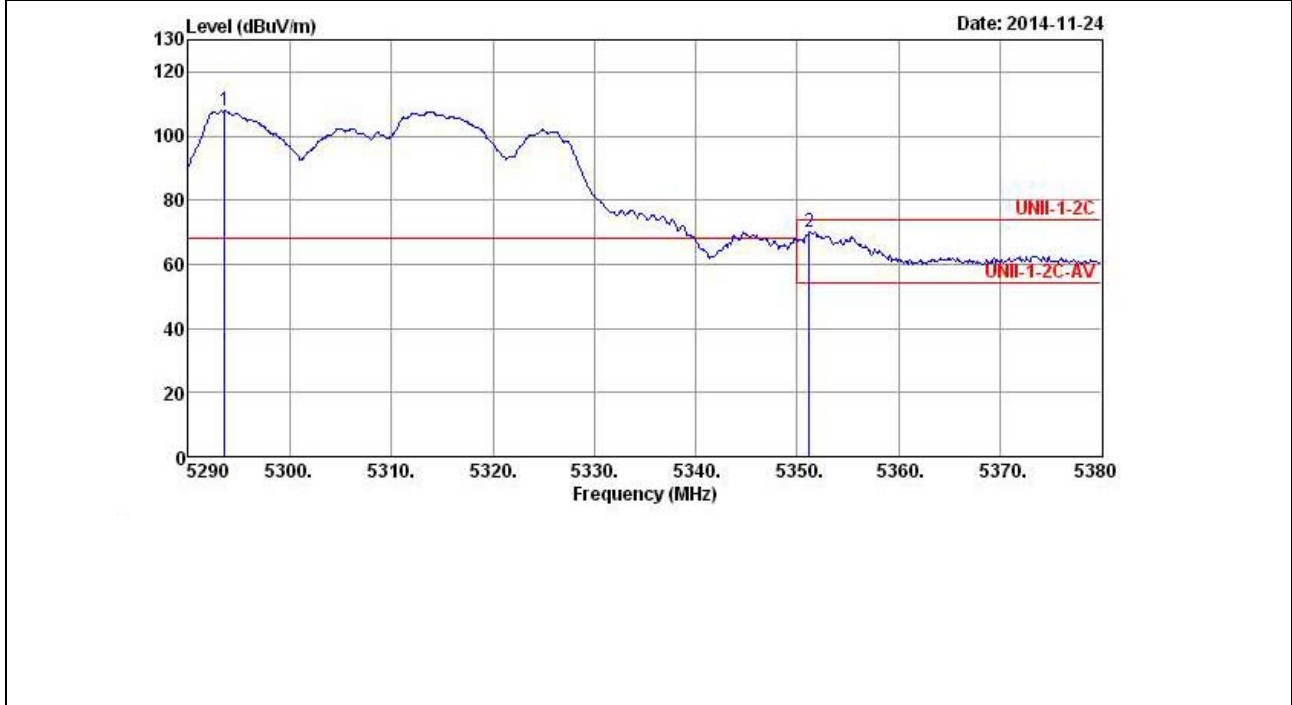
	Freq	Level	Over Limit	Limit Line	ReadAntenna Level	Antenna Factor	Cable Loss	Preamp Factor	Remark	A/Pos	T/Pos
	MHz	dBuV/m	dB	dBuV/m	dBuV	dB/m	dB	dB		cm	deg
1	5140.200	47.11	-6.89	54.00	39.92	33.71	5.91	32.43	Average	---	---
2 *	5263.200	100.63	32.43	68.20	93.12	33.87	6.06	32.42	Average	---	---
3	5389.800	48.16	-5.84	54.00	40.28	34.04	6.26	32.42	Average	---	---

Note 1: Item 3, 4 are the fundamental frequency at 5270 MHz
 Note 2: Emission level (dBuV/m) = 20 log Emission level (uV/m).
 Note 3: Corrected Reading: Antenna Factor + Cable Loss + Read Level - Preamp Factor = Level.
 Note 4: Measurement worst emissions of receive antenna polarization: H (Horizontal)



Band Edge and Fundamental Emissions

Operating Mode	802.11ac 40MHz/ Nss1 MCS0/ Ch.62/ Ant. 1+2+3+4	Polarization	H
-----------------------	--	---------------------	---



	Freq	Level	Over Limit	Limit Line	ReadAntenna Level	Antenna Factor	Cable Loss	Preamp Factor	Remark	A/Pos	T/Pos
	MHz	dBuV/m	dB	dBuV/m	dBuV	dB/m	dB	dB		cm	deg
1 *	5293.600	107.87	39.67	68.20	100.26	33.92	6.11	32.42	Peak	---	---
2	5351.200	70.27	-3.73	74.00	62.49	33.99	6.21	32.42	Peak	---	---

Note 1: Item 3, 4 are the fundamental frequency at 5310 MHz
 Note 2: Emission level (dBuV/m) = 20 log Emission level (uV/m).
 Note 3: Corrected Reading: Antenna Factor + Cable Loss + Read Level - Preamp Factor = Level.
 Note 4: Measurement worst emissions of receive antenna polarization: H (Horizontal)



Band Edge and Fundamental Emissions

Operating Mode	802.11ac 40MHz/ Nss1 MCS0/ Ch.62/ Ant. 1+2+3+4	Polarization	H
-----------------------	--	---------------------	---



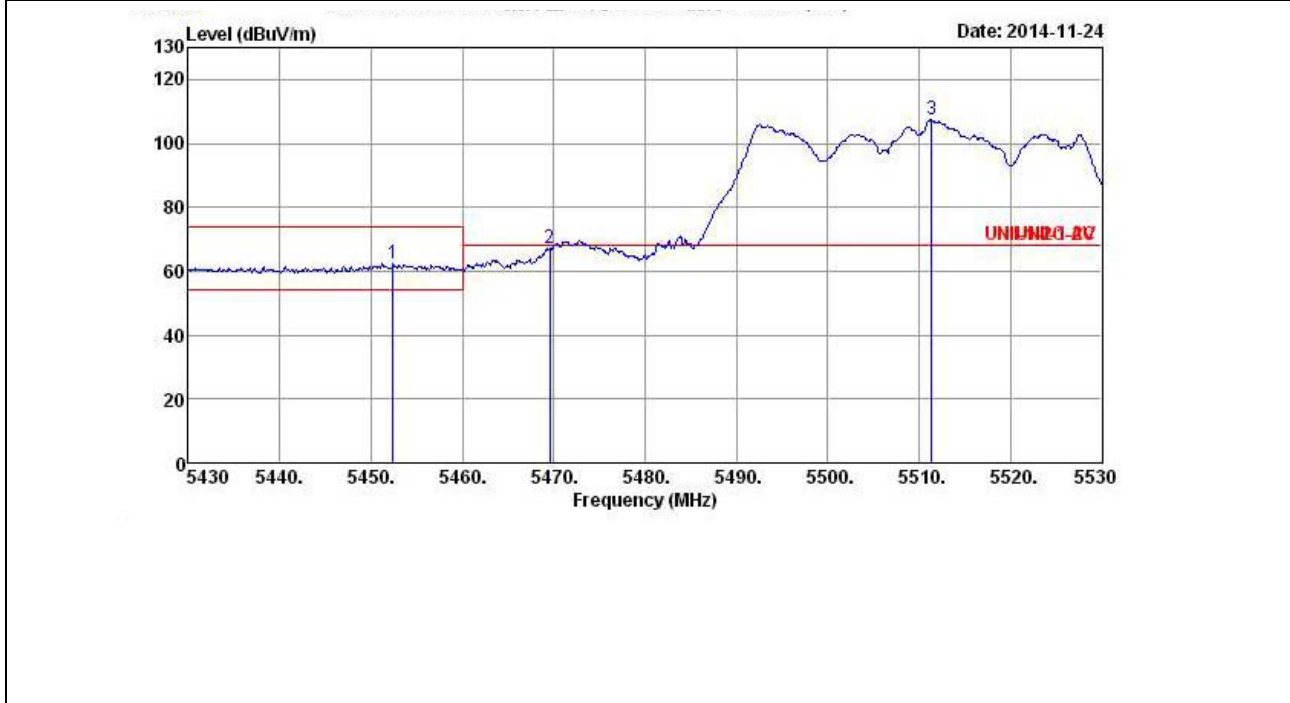
	Freq	Level	Over Limit	Limit Line	ReadAntenna Level	Cable Factor	Preamp Loss	Preamp Factor	Remark	A/Pos	T/Pos
	MHz	dBuV/m	dB	dBuV/m	dBuV	dB/m	dB	dB		cm	deg
1 *	5292.880	97.75	29.55	68.20	90.14	33.92	6.11	32.42	Average	---	---
2	5352.820	51.37	-2.63	54.00	43.59	33.99	6.21	32.42	Average	---	---

Note 1: Item 3, 4 are the fundamental frequency at 5310 MHz
 Note 2: Emission level (dBuV/m) = 20 log Emission level (uV/m).
 Note 3: Corrected Reading: Antenna Factor + Cable Loss + Read Level - Preamp Factor = Level.
 Note 4: Measurement worst emissions of receive antenna polarization: H (Horizontal)



Band Edge and Fundamental Emissions

Operating Mode	802.11ac 40MHz/ Nss1 MCS0/ Ch.102/ Ant. 1+2+3+4	Polarization	H
-----------------------	---	---------------------	---



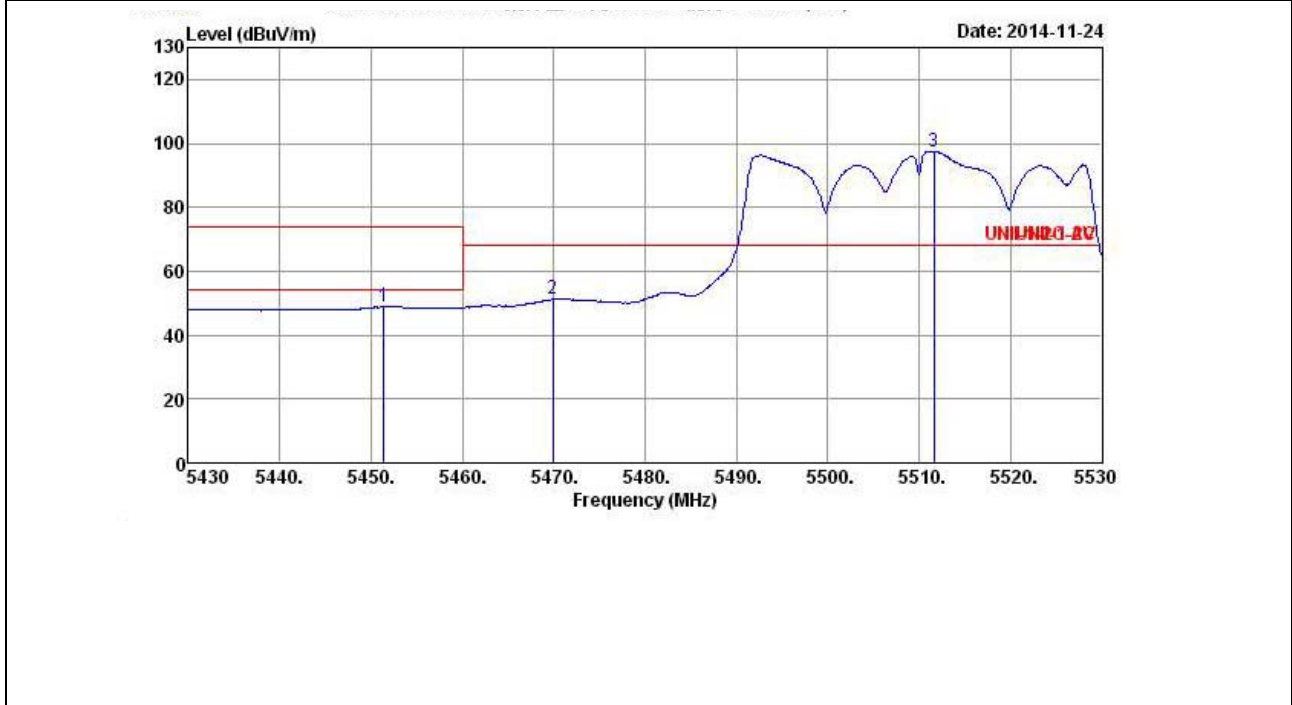
	Freq	Level	Over Limit	Limit Line	ReadAntenna Level	Antenna Factor	Cable Loss	Preamp Factor	Remark	A/Pos	T/Pos
	MHz	dBuV/m	dB	dBuV/m	dBuV	dB/m	dB	dB		cm	deg
1	5452.400	62.41	-11.59	74.00	54.39	34.13	6.31	32.42	Peak	---	---
2	5469.600	67.00	-1.20	68.20	58.91	34.15	6.36	32.42	Peak	---	---
3 *	5511.400	107.56	39.36	68.20	99.40	34.20	6.38	32.42	Peak	---	---

Note 1: Item 3, 4 are the fundamental frequency at 5510 MHz
 Note 2: Emission level (dBuV/m) = 20 log Emission level (uV/m).
 Note 3: Corrected Reading: Antenna Factor + Cable Loss + Read Level - Preamp Factor = Level.
 Note 4: Measurement worst emissions of receive antenna polarization: H (Horizontal)



Band Edge and Fundamental Emissions

Operating Mode	802.11ac 40MHz/ Nss1 MCS0/ Ch.102/ Ant. 1+2+3+4	Polarization	H
-----------------------	---	---------------------	---



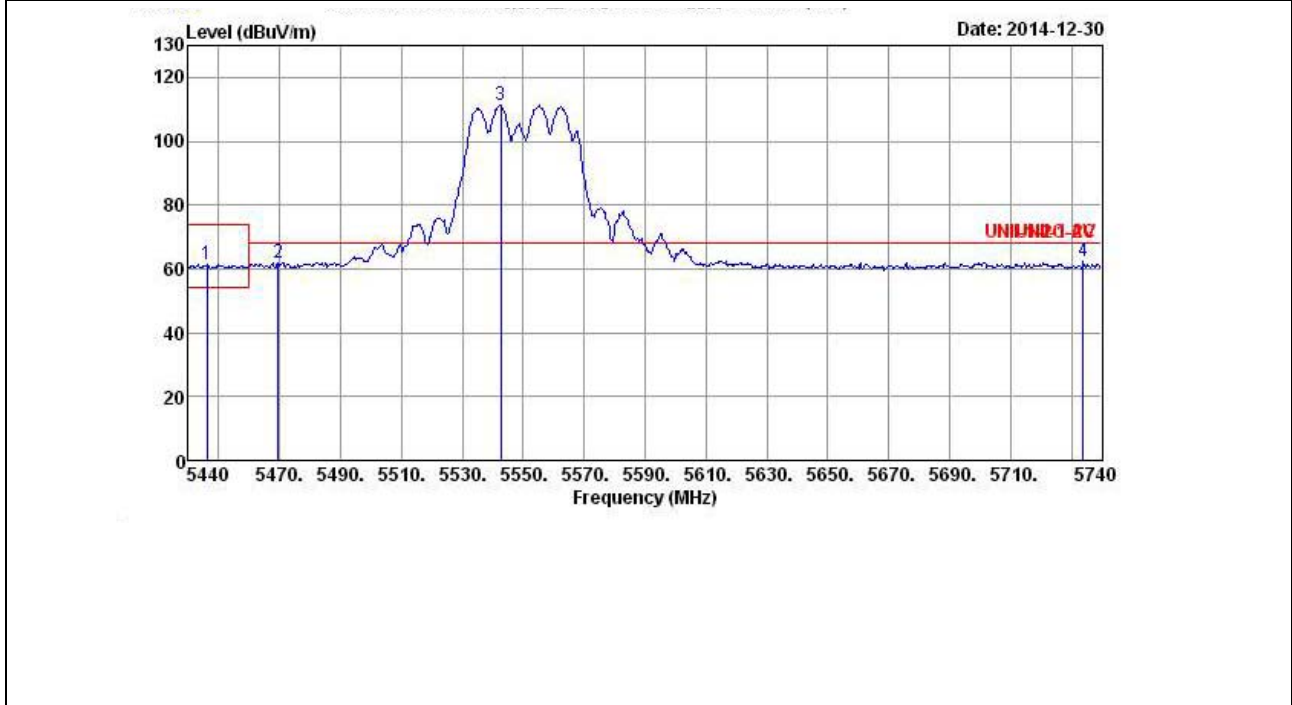
	Freq	Level	Over Limit	Limit Line	ReadAntenna Level	Antenna Factor	Cable Loss	Preamp Factor	Remark	A/Pos	T/Pos
	MHz	dBuV/m	dB	dBuV/m	dBuV	dB/m	dB	dB		cm	deg
1	5451.400	48.98	-5.02	54.00	40.96	34.13	6.31	32.42	Average	---	---
2	5469.900	51.16	-17.04	68.20	43.07	34.15	6.36	32.42	Average	---	---
3 *	5511.600	97.60	29.40	68.20	89.44	34.20	6.38	32.42	Average	---	---

Note 1: Item 3, 4 are the fundamental frequency at 5510 MHz
 Note 2: Emission level (dBuV/m) = 20 log Emission level (uV/m).
 Note 3: Corrected Reading: Antenna Factor + Cable Loss + Read Level - Preamp Factor = Level.
 Note 4: Measurement worst emissions of receive antenna polarization: H (Horizontal)



Band Edge and Fundamental Emissions

Operating Mode	802.11ac 40MHz/ Nss1 MCS0/ Ch.110/ Ant. 1+2+3+4	Polarization	H
-----------------------	---	---------------------	---



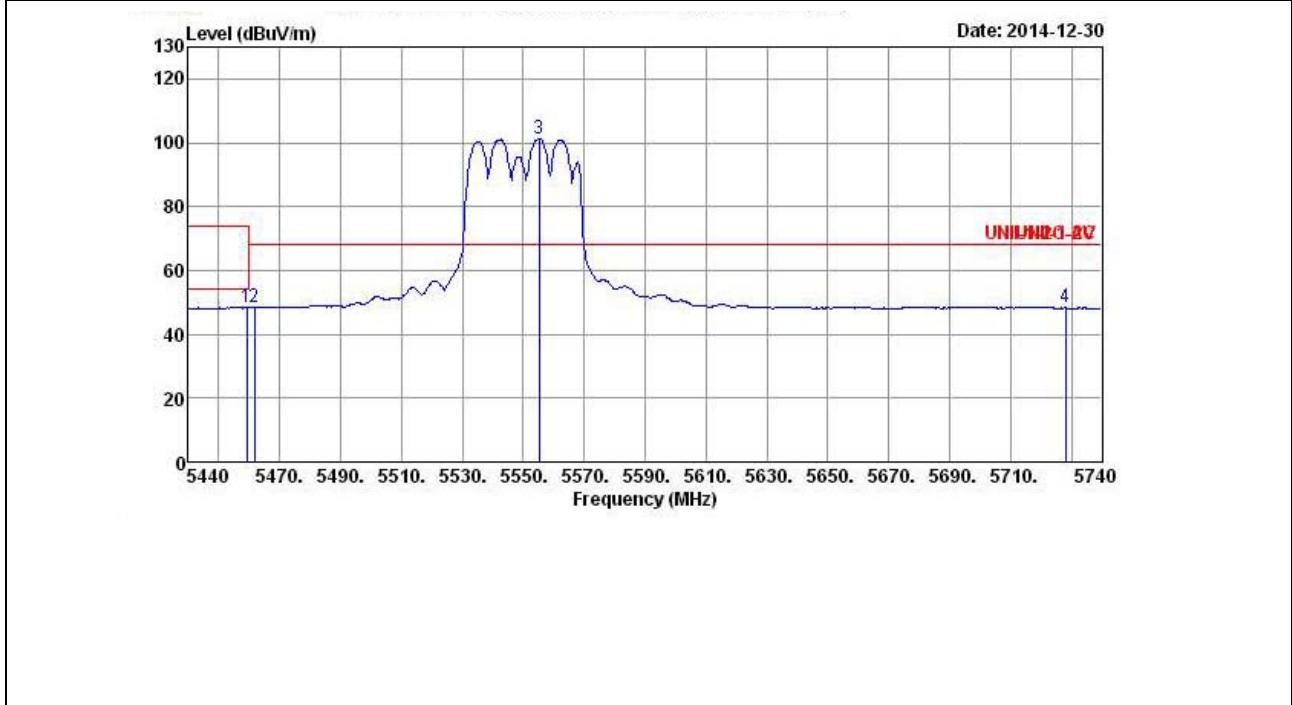
	Freq	Level	Over Limit	Limit Line	ReadAntenna Level	Antenna Factor	Cable Loss	Preamp Factor	Remark	A/Pos	T/Pos
	MHz	dBuV/m	dB	dBuV/m	dBuV	dB/m	dB	dB		cm	deg
1	5446.000	61.29	-12.71	74.00	53.27	34.13	6.31	32.42	Peak	---	---
2	5469.400	61.79	-6.41	68.20	53.70	34.15	6.36	32.42	Peak	---	---
3 *	5542.600	111.39	43.19	68.20	103.22	34.21	6.38	32.42	Peak	---	---
4	5734.000	62.16	-6.04	68.20	53.88	34.24	6.48	32.44	Peak	---	---

Note 1: Item 3, 4 are the fundamental frequency at 5550 MHz
 Note 2: Emission level (dBuV/m) = 20 log Emission level (uV/m).
 Note 3: Corrected Reading: Antenna Factor + Cable Loss + Read Level - Preamp Factor = Level.
 Note 4: Measurement worst emissions of receive antenna polarization: H (Horizontal)



Band Edge and Fundamental Emissions

Operating Mode	802.11ac 40MHz/ Nss1 MCS0/ Ch.110/ Ant. 1+2+3+4	Polarization	H
-----------------------	---	---------------------	---



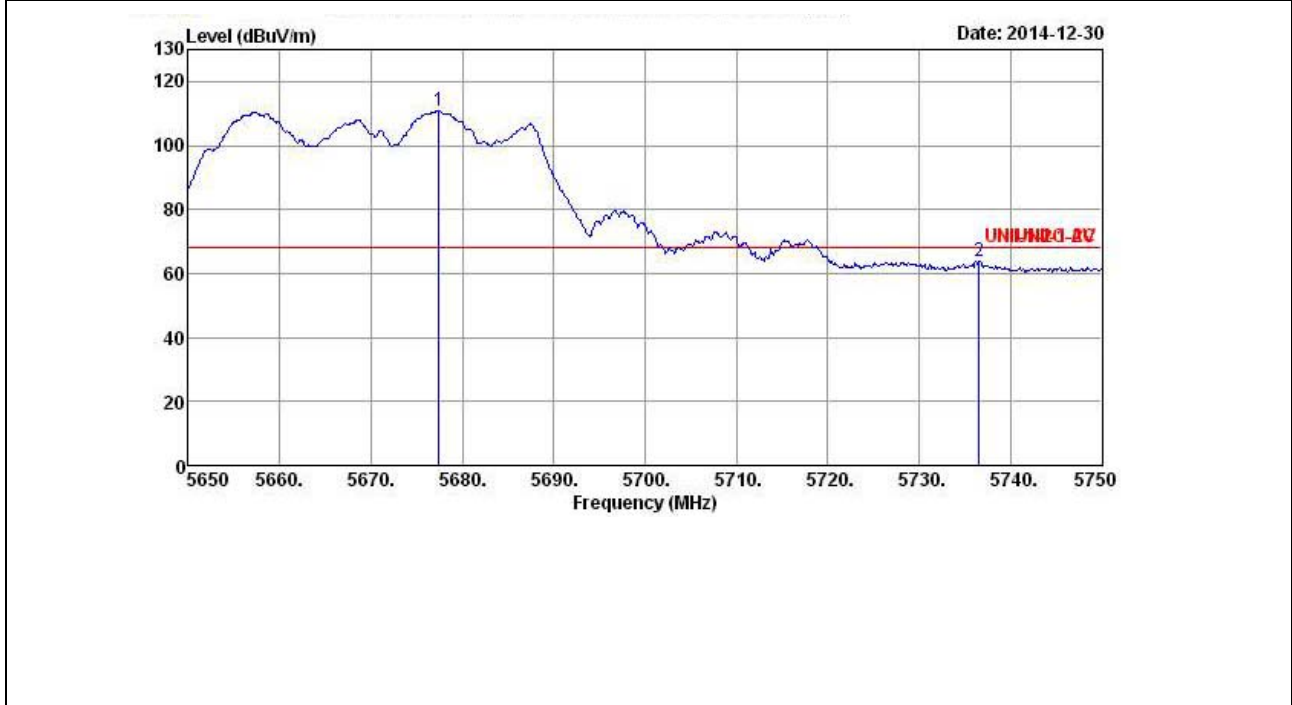
	Freq	Level	Over Limit	Limit Line	ReadAntenna Level	Antenna Factor	Cable Loss	Preamp Factor	Remark	A/Pos	T/Pos
	MHz	dBuV/m	dB	dBuV/m	dBuV	dB/m	dB	dB		cm	deg
1	5459.200	48.44	-5.56	54.00	40.42	34.13	6.31	32.42	Average	---	---
2	5461.600	48.59	-19.61	68.20	40.57	34.13	6.31	32.42	Average	---	---
3 *	5555.200	101.34	33.14	68.20	93.15	34.21	6.40	32.42	Average	---	---
4	5728.000	48.32	-19.88	68.20	40.04	34.24	6.48	32.44	Average	---	---

Note 1: Item 3, 4 are the fundamental frequency at 5550 MHz
 Note 2: Emission level (dBuV/m) = 20 log Emission level (uV/m).
 Note 3: Corrected Reading: Antenna Factor + Cable Loss + Read Level - Preamp Factor = Level.
 Note 4: Measurement worst emissions of receive antenna polarization: H (Horizontal)



Band Edge and Fundamental Emissions

Operating Mode	802.11ac 40MHz/ Nss1 MCS0/ Ch.134/ Ant. 1+2+3+4	Polarization	H
-----------------------	---	---------------------	---



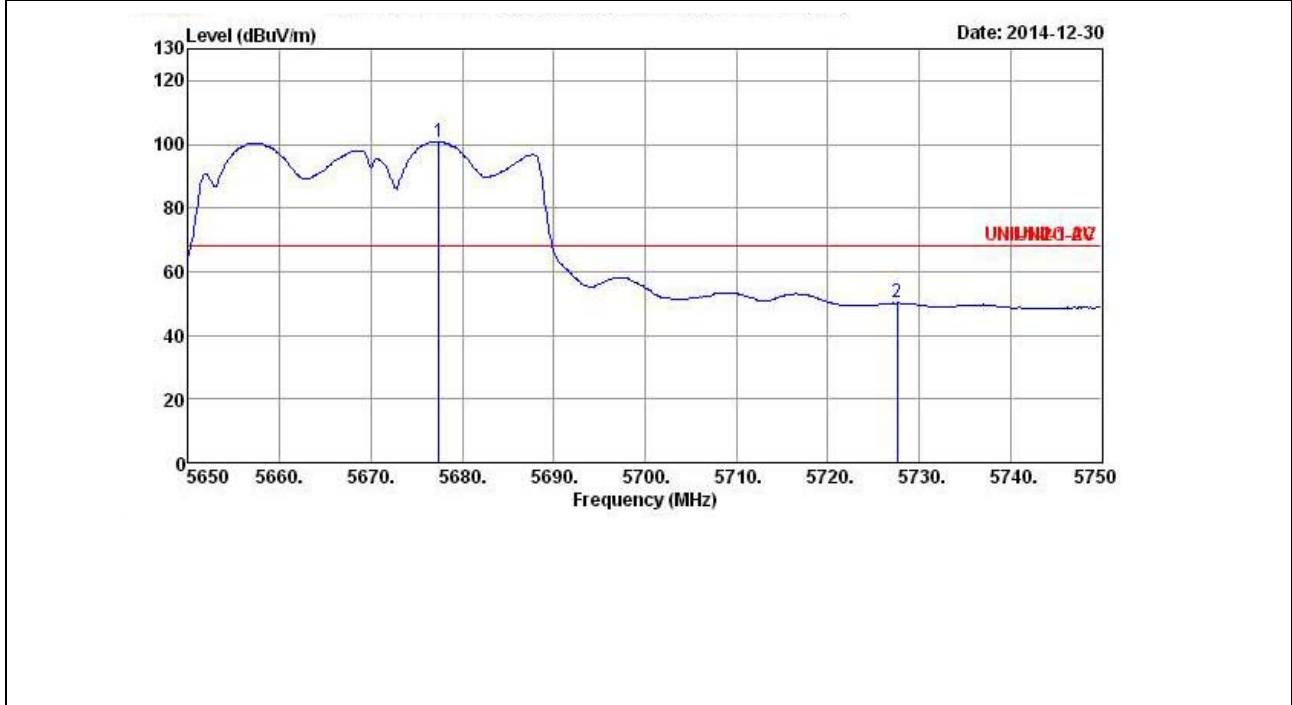
	Freq	Level	Over Limit	Limit Line	ReadAntenna Level	Antenna Factor	Cable Loss	Preamp Factor	Remark	A/Pos	T/Pos
	MHz	dBuV/m	dB	dBuV/m	dBuV	dB/m	dB	dB		cm	deg
1 *	5677.400	111.03	42.83	68.20	102.77	34.23	6.46	32.43	Peak	---	---
2	5736.600	63.99	-4.21	68.20	55.70	34.25	6.48	32.44	Peak	---	---

Note 1: Item 3, 4 are the fundamental frequency at 5670 MHz
 Note 2: Emission level (dBuV/m) = 20 log Emission level (uV/m).
 Note 3: Corrected Reading: Antenna Factor + Cable Loss + Read Level - Preamp Factor = Level.
 Note 4: Measurement worst emissions of receive antenna polarization: H (Horizontal)



Band Edge and Fundamental Emissions

Operating Mode	802.11ac 40MHz/ Nss1 MCS0/ Ch.134/ Ant. 1+2+3+4	Polarization	H
-----------------------	---	---------------------	---



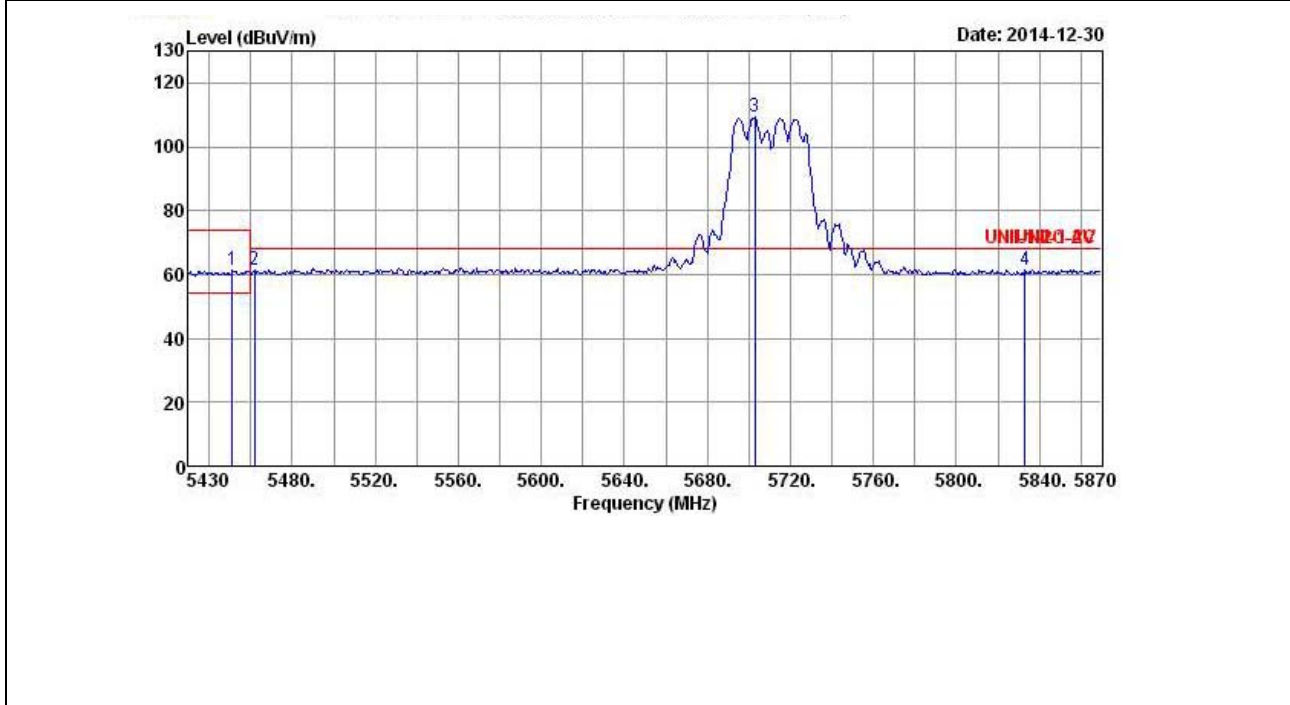
	Freq	Level	Over Limit	Limit Line	ReadAntenna Level	Antenna Factor	Cable Loss	Preamp Factor	Remark	A/Pos	T/Pos
	MHz	dBuV/m	dB	dBuV/m	dBuV	dB/m	dB	dB		cm	deg
1 *	5677.400	100.98	32.78	68.20	92.72	34.23	6.46	32.43	Average	---	---
2	5727.600	50.17	-18.03	68.20	41.89	34.24	6.48	32.44	Average	---	---

Note 1: Item 3, 4 are the fundamental frequency at 5670 MHz
 Note 2: Emission level (dBUV/m) = 20 log Emission level (uV/m).
 Note 3: Corrected Reading: Antenna Factor + Cable Loss + Read Level - Preamp Factor = Level.
 Note 4: Measurement worst emissions of receive antenna polarization: H (Horizontal)



Band Edge and Fundamental Emissions

Operating Mode	802.11ac 40MHz/ Nss1 MCS0/ Ch.142/ Ant. 1+2+3+4	Polarization	H
-----------------------	---	---------------------	---



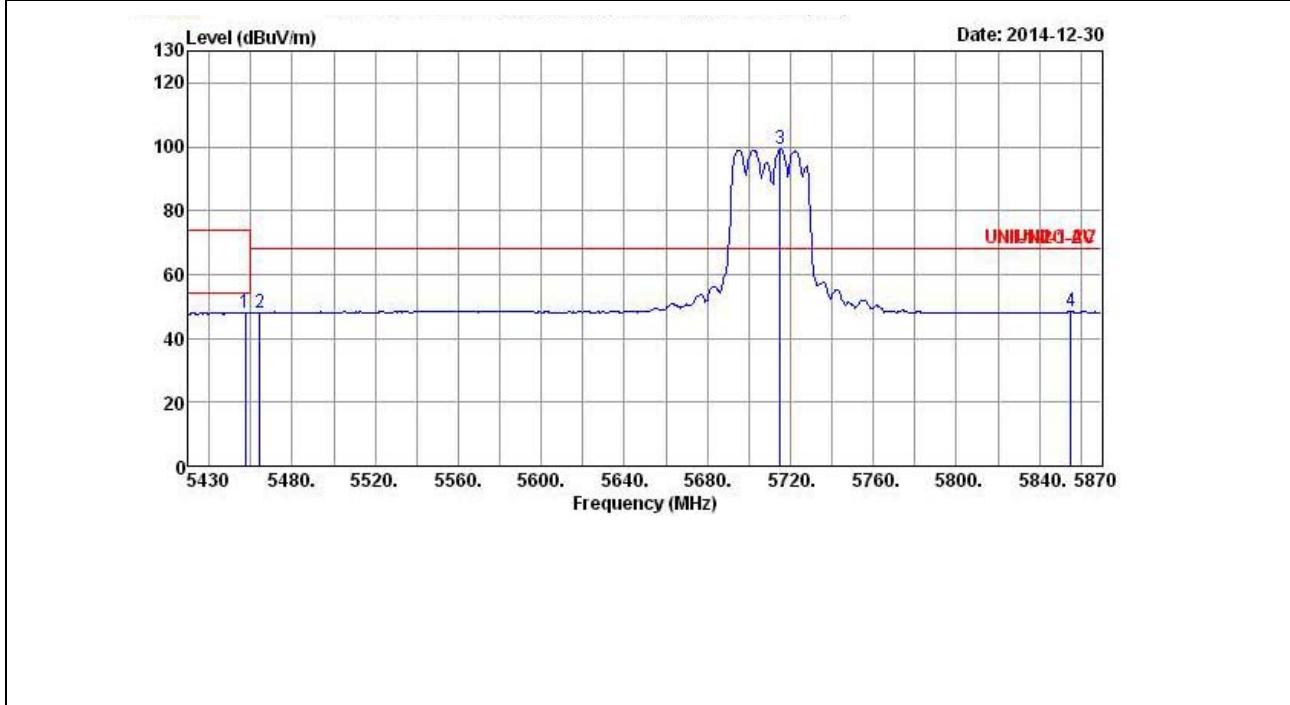
	Freq	Level	Over Limit	Limit Line	ReadAntenna Level	Antenna Factor	Cable Loss	Preamp Factor	Remark	A/Pos	T/Pos
	MHz	dBuV/m	dB	dBuV/m	dBuV	dB/m	dB	dB		cm	deg
1	5451.120	61.40	-12.60	74.00	53.38	34.13	6.31	32.42	Peak	---	---
2	5461.680	61.27	-6.93	68.20	53.25	34.13	6.31	32.42	Peak	---	---
3 *	5702.800	109.31	41.11	68.20	101.03	34.24	6.48	32.44	Peak	---	---
4	5833.040	61.59	-6.61	68.20	53.23	34.27	6.54	32.45	Peak	---	---

Note 1: Item 3, 4 are the fundamental frequency at 5710 MHz
 Note 2: Emission level (dBuV/m) = 20 log Emission level (uV/m).
 Note 3: Corrected Reading: Antenna Factor + Cable Loss + Read Level - Preamp Factor = Level.
 Note 4: Measurement worst emissions of receive antenna polarization: H (Horizontal)



Band Edge and Fundamental Emissions

Operating Mode	802.11ac 40MHz/ Nss1 MCS0/ Ch.142/ Ant. 1+2+3+4	Polarization	H
-----------------------	---	---------------------	---



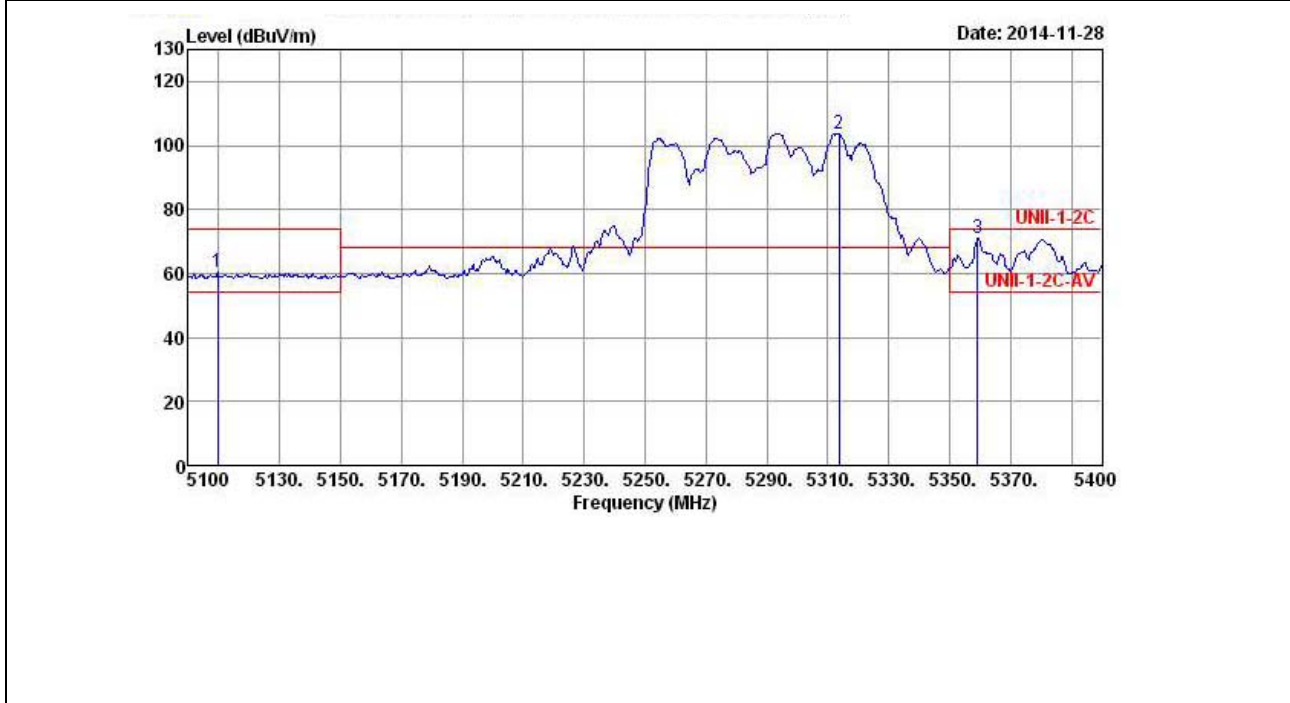
	Freq	Level	Over Limit	Limit Line	ReadAntenna Level	Antenna Factor	Cable Loss	Preamp Factor	Remark	A/Pos	T/Pos
	MHz	dBuV/m	dB	dBuV/m	dBuV	dB/m	dB	dB		cm	deg
1	5457.280	48.03	-5.97	54.00	40.01	34.13	6.31	32.42	Average	---	---
2	5464.320	48.04	-20.16	68.20	40.00	34.15	6.31	32.42	Average	---	---
3 *	5715.120	99.14	30.94	68.20	90.86	34.24	6.48	32.44	Average	---	---
4	5855.040	48.54	-19.66	68.20	40.18	34.27	6.54	32.45	Average	---	---

Note 1: Item 3, 4 are the fundamental frequency at 5710 MHz
 Note 2: Emission level (dBuV/m) = 20 log Emission level (uV/m).
 Note 3: Corrected Reading: Antenna Factor + Cable Loss + Read Level - Preamp Factor = Level.
 Note 4: Measurement worst emissions of receive antenna polarization: H (Horizontal)



Band Edge and Fundamental Emissions

Operating Mode	802.11ac 80MHz/ Nss1 MCS0/ Ch.58/ Ant. 1+2+3+4	Polarization	H
-----------------------	--	---------------------	---



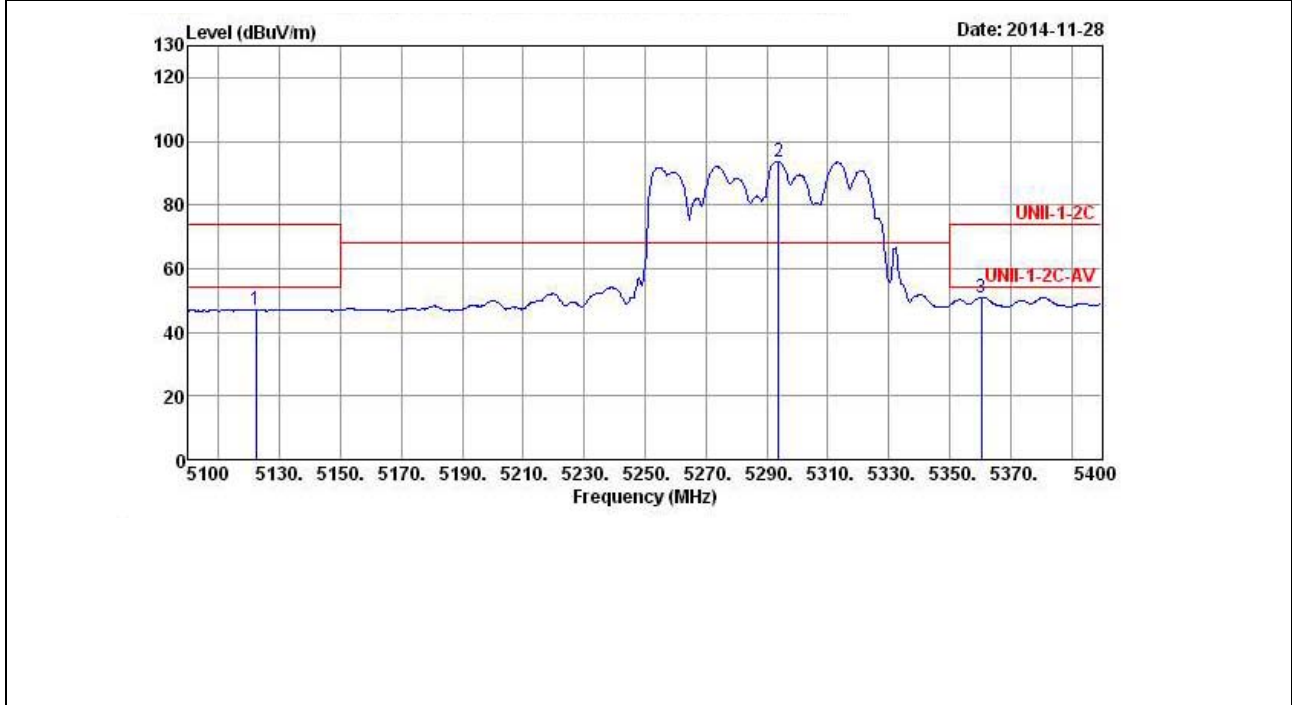
	Freq	Level	Over Limit	Limit Line	ReadAntenna Level	Antenna Factor	Cable Loss	Preamp Factor	Remark	A/Pos	T/Pos
	MHz	dBuV/m	dB	dBuV/m	dBuV	dB/m	dB	dB		cm	deg
1	5109.600	60.32	-13.68	74.00	53.23	33.66	5.86	32.43	Peak	---	---
2 *	5313.600	103.73	35.53	68.20	96.05	33.94	6.16	32.42	Peak	---	---
3	5359.200	71.07	-2.93	74.00	63.29	33.99	6.21	32.42	Peak	---	---

Note 1: Item 3, 4 are the fundamental frequency at 5290 MHz
 Note 2: Emission level (dBUV/m) = 20 log Emission level (uV/m).
 Note 3: Corrected Reading: Antenna Factor + Cable Loss + Read Level - Preamp Factor = Level.
 Note 4: Measurement worst emissions of receive antenna polarization: H (Horizontal)



Band Edge and Fundamental Emissions

Operating Mode	802.11ac 80MHz/ Nss1 MCS0/ Ch.58/ Ant. 1+2+3+4	Polarization	H
-----------------------	--	---------------------	---



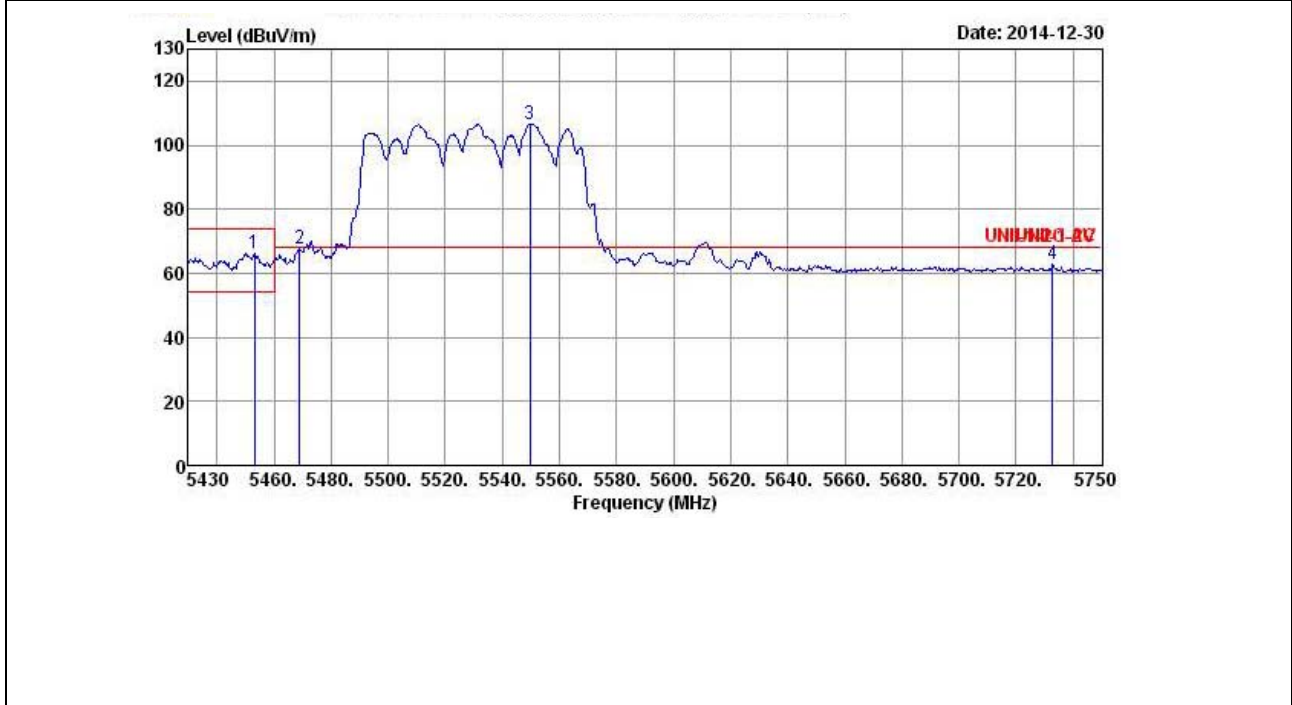
	Freq	Level	Over Limit	Limit Line	ReadAntenna Level	Antenna Factor	Cable Loss	Preamp Factor	Remark	A/Pos	T/Pos
	MHz	dBuV/m	dB	dBuV/m	dBuV	dB/m	dB	dB		cm	deg
1	5122.200	47.12	-6.88	54.00	39.98	33.66	5.91	32.43	Average	---	---
2 *	5293.800	93.72	25.52	68.20	86.11	33.92	6.11	32.42	Average	---	---
3	5360.400	51.09	-2.91	54.00	43.31	33.99	6.21	32.42	Average	---	---

Note 1: Item 3, 4 are the fundamental frequency at 5290 MHz
 Note 2: Emission level (dBuV/m) = 20 log Emission level (uV/m).
 Note 3: Corrected Reading: Antenna Factor + Cable Loss + Read Level - Preamp Factor = Level.
 Note 4: Measurement worst emissions of receive antenna polarization: H (Horizontal)



Band Edge and Fundamental Emissions

Operating Mode	802.11ac 80MHz/ Nss1 MCS0/ Ch.106/ Ant. 1+2+3+4	Polarization	H
-----------------------	---	---------------------	---



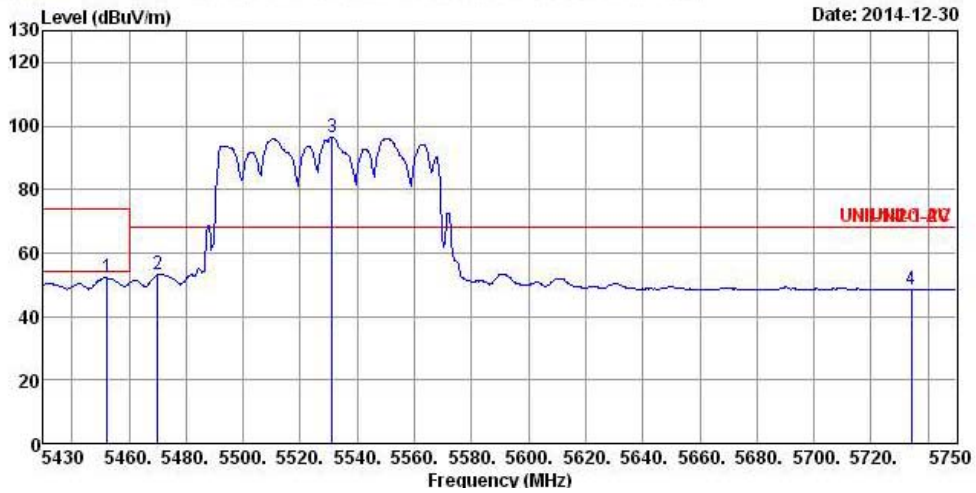
	Freq	Level	Over	Limit	ReadAntenna	Cable	Preamp		A/Pos	T/Pos
	MHz	dBuV/m	dB	dBuV/m	dBuV	dB/m	dB	dB	cm	deg
1	5453.040	66.15	-7.85	74.00	58.13	34.13	6.31	32.42	Peak	---
2	5469.040	67.87	-0.33	68.20	59.78	34.15	6.36	32.42	Peak	---
3 *	5549.680	106.63	38.43	68.20	98.44	34.21	6.40	32.42	Peak	---
4	5732.720	62.61	-5.59	68.20	54.33	34.24	6.48	32.44	Peak	---

Note 1: Item 3, 4 are the fundamental frequency at 5530 MHz
 Note 2: Emission level (dBuV/m) = 20 log Emission level (uV/m).
 Note 3: Corrected Reading: Antenna Factor + Cable Loss + Read Level - Preamp Factor = Level.
 Note 4: Measurement worst emissions of receive antenna polarization: H (Horizontal)



Band Edge and Fundamental Emissions

Operating Mode	802.11ac 80MHz/ Nss1 MCS0/ Ch.106/ Ant. 1+2+3+4	Polarization	H
-----------------------	---	---------------------	---



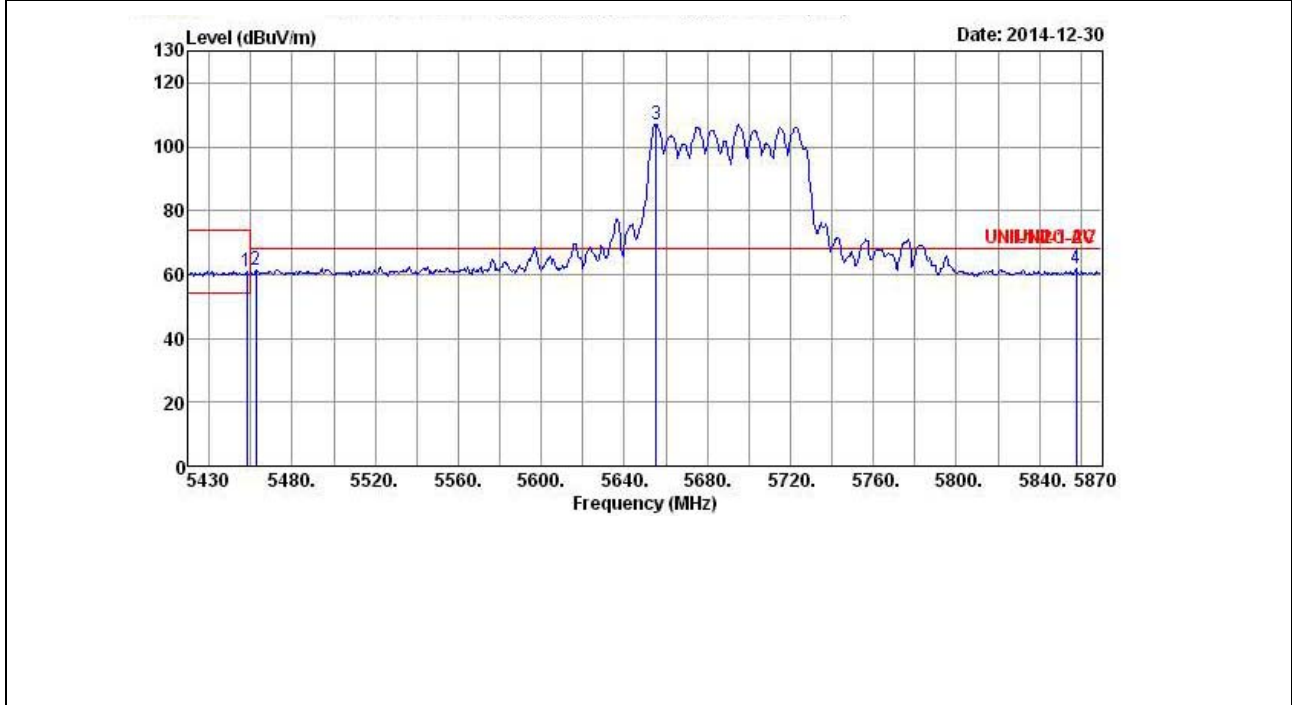
	Freq	Level	Over Limit	Limit Line	ReadAntenna Level	Antenna Factor	Cable Loss	Preamp Factor	Remark	A/Pos	T/Pos
	MHz	dBuV/m	dB	dBuV/m	dBuV	dB/m	dB	dB		cm	deg
1	5452.400	52.11	-1.89	54.00	44.09	34.13	6.31	32.42	Average	---	---
2	5470.000	53.02	-15.18	68.20	44.93	34.15	6.36	32.42	Average	---	---
3 *	5531.120	96.55	28.35	68.20	88.38	34.21	6.38	32.42	Average	---	---
4	5734.000	48.67	-19.53	68.20	40.39	34.24	6.48	32.44	Average	---	---

Note 1: Item 3, 4 are the fundamental frequency at 5530 MHz
 Note 2: Emission level (dBUV/m) = 20 log Emission level (uV/m).
 Note 3: Corrected Reading: Antenna Factor + Cable Loss + Read Level - Preamp Factor = Level.
 Note 4: Measurement worst emissions of receive antenna polarization: H (Horizontal)



Band Edge and Fundamental Emissions

Operating Mode	802.11ac 80MHz/ Nss1 MCS0/ Ch.138/ Ant. 1+2+3+4	Polarization	H
-----------------------	---	---------------------	---



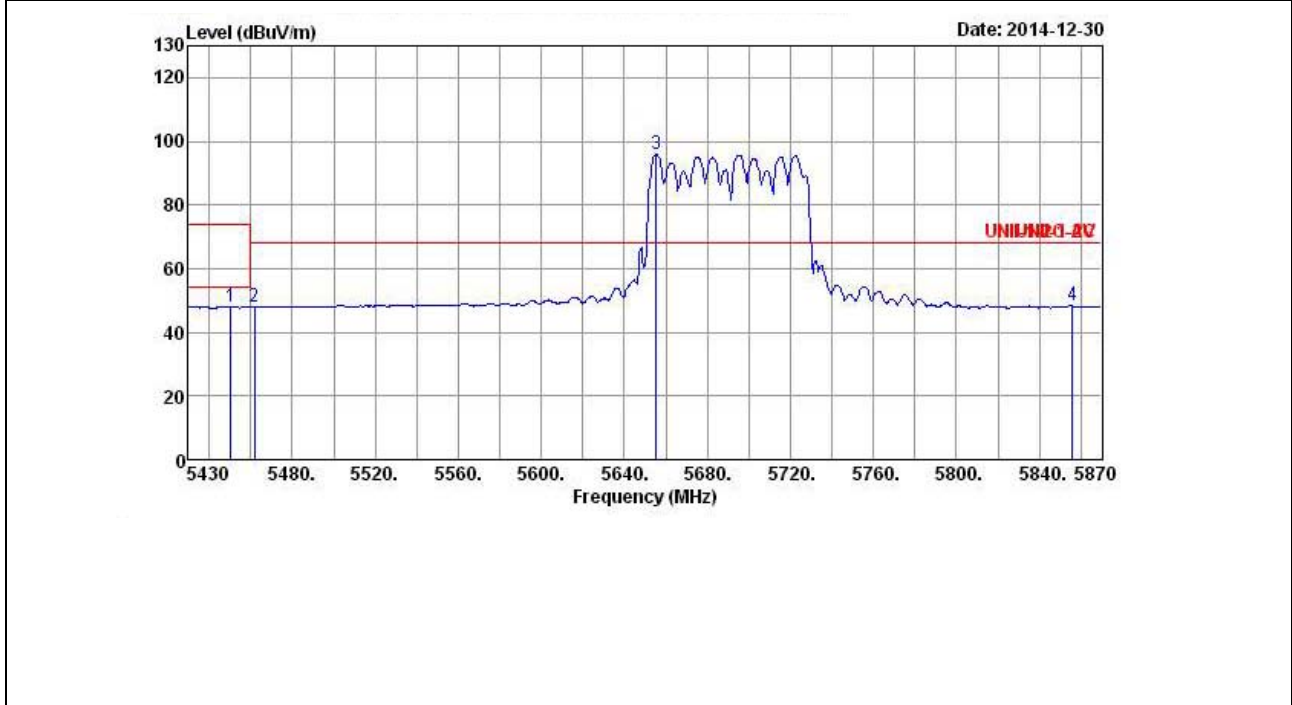
	Freq	Level	Over Limit	Limit Line	ReadAntenna Level	Antenna Factor	Cable Loss	Preamp Factor	Remark	A/Pos	T/Pos
	MHz	dBuV/m	dB	dBuV/m	dBuV	dB/m	dB	dB		cm	deg
1	5458.160	60.93	-13.07	74.00	52.91	34.13	6.31	32.42	Peak	---	---
2	5462.560	61.20	-7.00	68.20	53.16	34.15	6.31	32.42	Peak	---	---
3 *	5655.280	107.03	38.83	68.20	98.79	34.23	6.44	32.43	Peak	---	---
4	5857.680	61.65	-6.55	68.20	53.27	34.27	6.56	32.45	Peak	---	---

Note 1: Item 3, 4 are the fundamental frequency at 5690 MHz
 Note 2: Emission level (dBuV/m) = 20 log Emission level (uV/m).
 Note 3: Corrected Reading: Antenna Factor + Cable Loss + Read Level - Preamp Factor = Level.
 Note 4: Measurement worst emissions of receive antenna polarization: H (Horizontal)



Band Edge and Fundamental Emissions

Operating Mode	802.11ac 80MHz/ Nss1 MCS0/ Ch.138/ Ant. 1+2+3+4	Polarization	H
-----------------------	---	---------------------	---



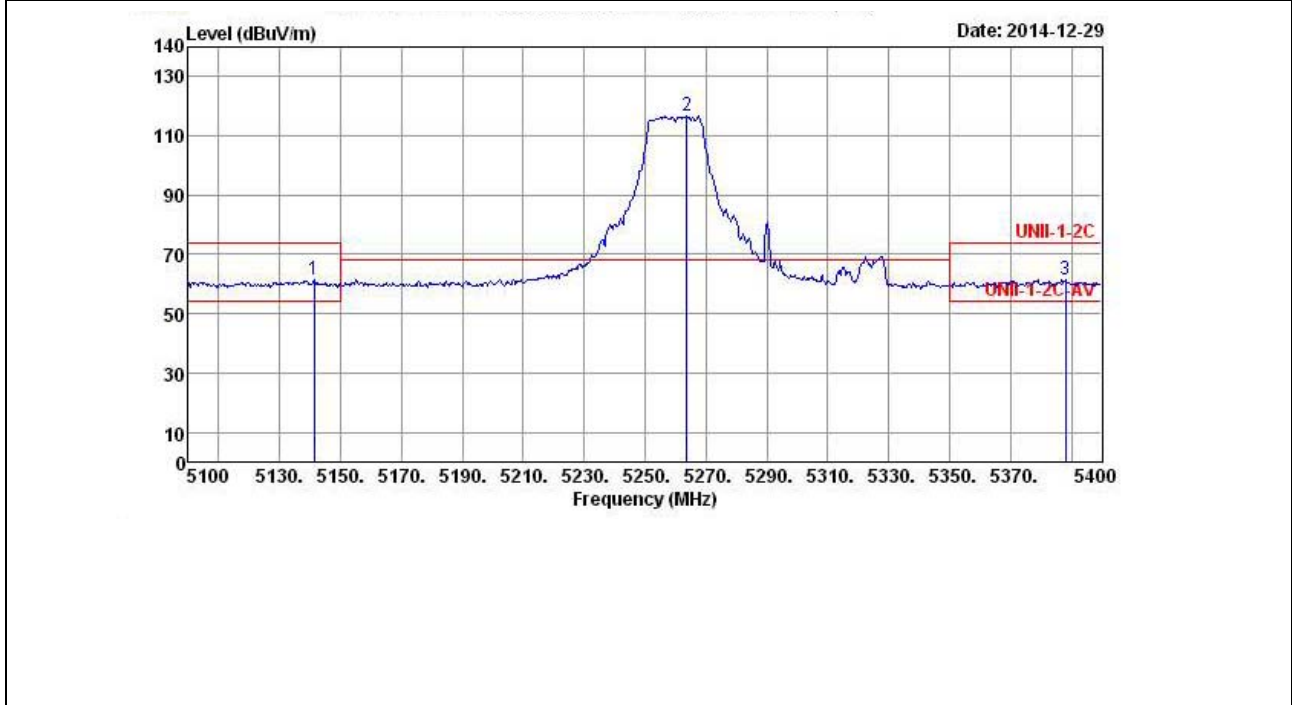
	Freq	Level	Over Limit	Limit Line	ReadAntenna Level	Antenna Factor	Cable Loss	Preamp Factor	Remark	A/Pos	T/Pos
	MHz	dBuV/m	dB	dBuV/m	dBuV	dB/m	dB	dB		cm	deg
1	5450.240	47.96	-6.04	54.00	39.94	34.13	6.31	32.42	Average	---	---
2	5461.680	48.08	-20.12	68.20	40.06	34.13	6.31	32.42	Average	---	---
3 *	5655.280	95.99	27.79	68.20	87.75	34.23	6.44	32.43	Average	---	---
4	5855.920	48.24	-19.96	68.20	39.86	34.27	6.56	32.45	Average	---	---

Note 1: Item 3, 4 are the fundamental frequency at 5690 MHz
 Note 2: Emission level (dBuV/m) = 20 log Emission level (uV/m).
 Note 3: Corrected Reading: Antenna Factor + Cable Loss + Read Level - Preamp Factor = Level.
 Note 4: Measurement worst emissions of receive antenna polarization: H (Horizontal)



Band Edge and Fundamental Emissions

Operating Mode	802.11ac 20MHz/ Nss2 MCS0/ Ch.52/ Ant. 1+2+3+4	Polarization	H
-----------------------	--	---------------------	---



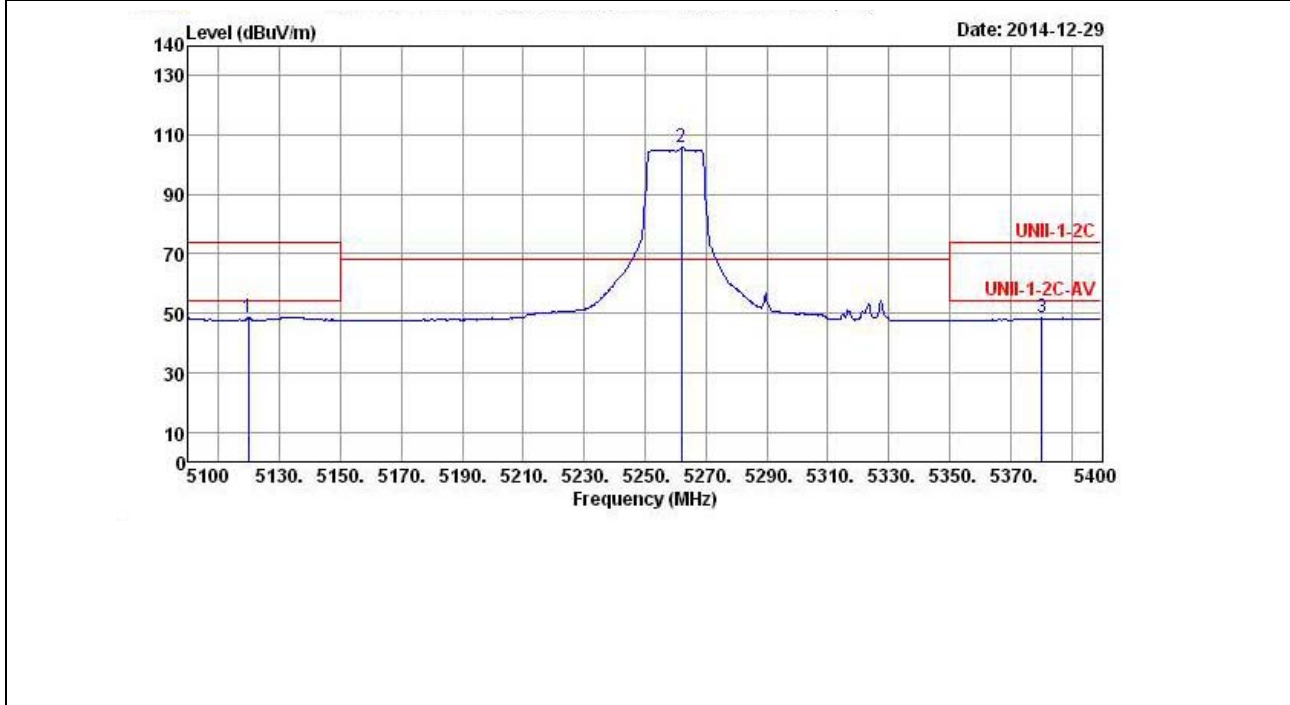
	Freq	Level	Over Limit	Limit Line	ReadAntenna Level	Antenna Factor	Cable Loss	Preamp Factor	Remark	A/Pos	T/Pos
	MHz	dBuV/m	dB	dBuV/m	dBuV	dB/m	dB	dB		cm	deg
1	5141.400	61.23	-12.77	74.00	54.04	33.71	5.91	32.43	Peak	---	---
2 *	5263.800	116.82	48.62	68.20	109.31	33.87	6.06	32.42	Peak	---	---
3	5388.000	61.49	-12.51	74.00	53.61	34.04	6.26	32.42	Peak	---	---

Note 1: Item 3, 4 are the fundamental frequency at 5260 MHz
 Note 2: Emission level (dBuV/m) = 20 log Emission level (uV/m).
 Note 3: Corrected Reading: Antenna Factor + Cable Loss + Read Level - Preamp Factor = Level.
 Note 4: Measurement worst emissions of receive antenna polarization: H (Horizontal)



Band Edge and Fundamental Emissions

Operating Mode	802.11ac 20MHz/ Nss2 MCS0/ Ch.52/ Ant. 1+2+3+4	Polarization	H
-----------------------	--	---------------------	---



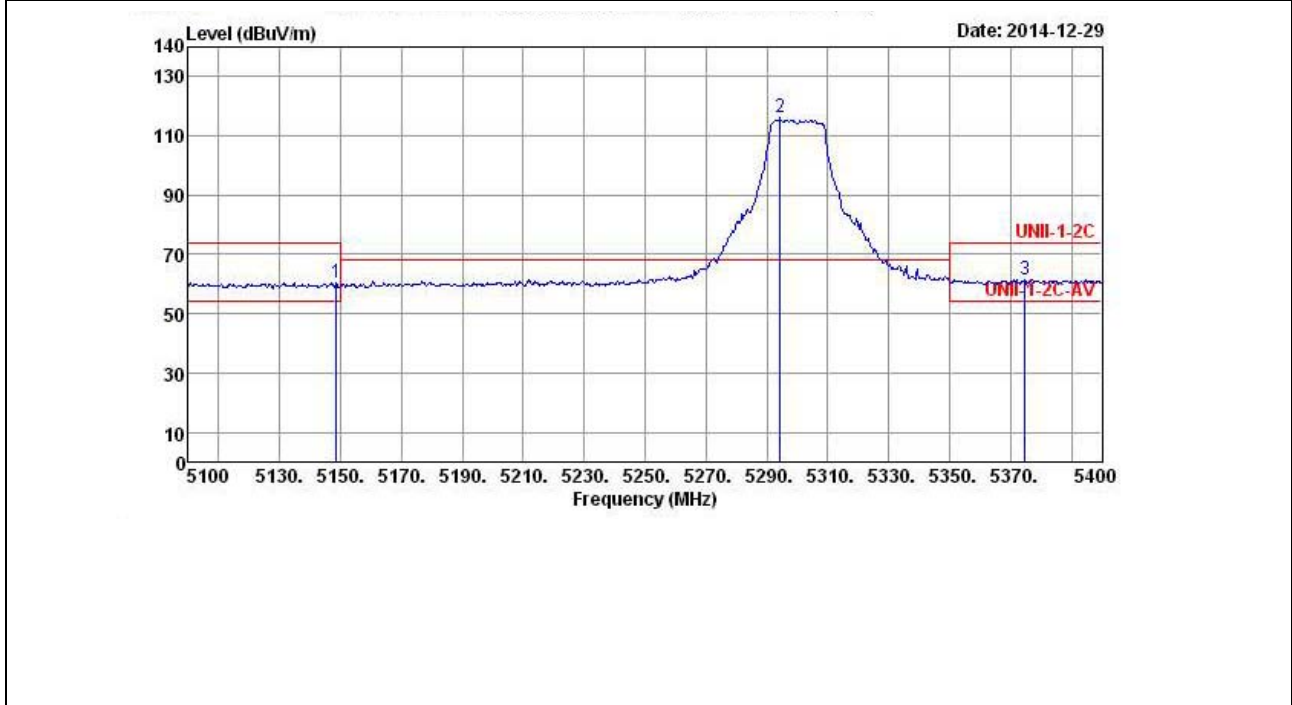
	Freq	Level	Over Limit	Limit Line	ReadAntenna Level	Antenna Factor	Cable Loss	Preamp Factor	Remark	A/Pos	T/Pos
	MHz	dBuV/m	dB	dBuV/m	dBuV	dB/m	dB	dB		cm	deg
1	5119.800	48.71	-5.29	54.00	41.57	33.66	5.91	32.43	Average	---	---
2 *	5262.000	105.93	37.73	68.20	98.42	33.87	6.06	32.42	Average	---	---
3	5380.200	48.32	-5.68	54.00	40.49	34.04	6.21	32.42	Average	---	---

Note 1: Item 3, 4 are the fundamental frequency at 5260 MHz
 Note 2: Emission level (dBuV/m) = 20 log Emission level (uV/m).
 Note 3: Corrected Reading: Antenna Factor + Cable Loss + Read Level - Preamp Factor = Level.
 Note 4: Measurement worst emissions of receive antenna polarization: H (Horizontal)



Band Edge and Fundamental Emissions

Operating Mode	802.11ac 20MHz/ Nss2 MCS0/ Ch.60/ Ant. 1+2+3+4	Polarization	H
-----------------------	--	---------------------	---



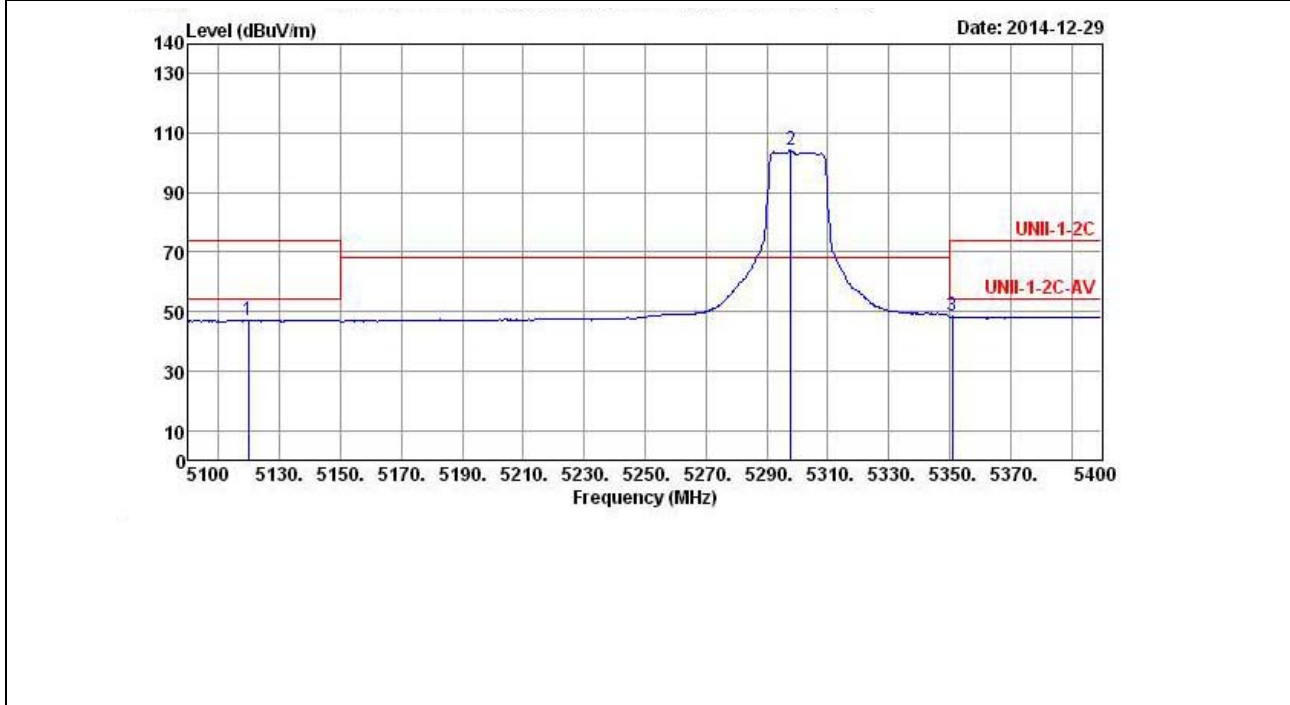
	Freq	Level	Over Limit	Limit Line	ReadAntenna Level	Antenna Factor	Cable Loss	Preamp Factor	Remark	A/Pos	T/Pos
	MHz	dBuV/m	dB	dBuV/m	dBuV	dB/m	dB	dB		cm	deg
1	5148.600	60.60	-13.40	74.00	53.41	33.71	5.91	32.43	Peak	---	---
2 *	5294.400	115.99	47.79	68.20	108.38	33.92	6.11	32.42	Peak	---	---
3	5374.800	61.57	-12.43	74.00	53.77	34.01	6.21	32.42	Peak	---	---

Note 1: Item 3, 4 are the fundamental frequency at 5300 MHz
 Note 2: Emission level (dBUV/m) = 20 log Emission level (uV/m).
 Note 3: Corrected Reading: Antenna Factor + Cable Loss + Read Level - Preamp Factor = Level.
 Note 4: Measurement worst emissions of receive antenna polarization: H (Horizontal)



Band Edge and Fundamental Emissions

Operating Mode	802.11ac 20MHz/ Nss2 MCS0/ Ch.60/ Ant. 1+2+3+4	Polarization	H
-----------------------	--	---------------------	---



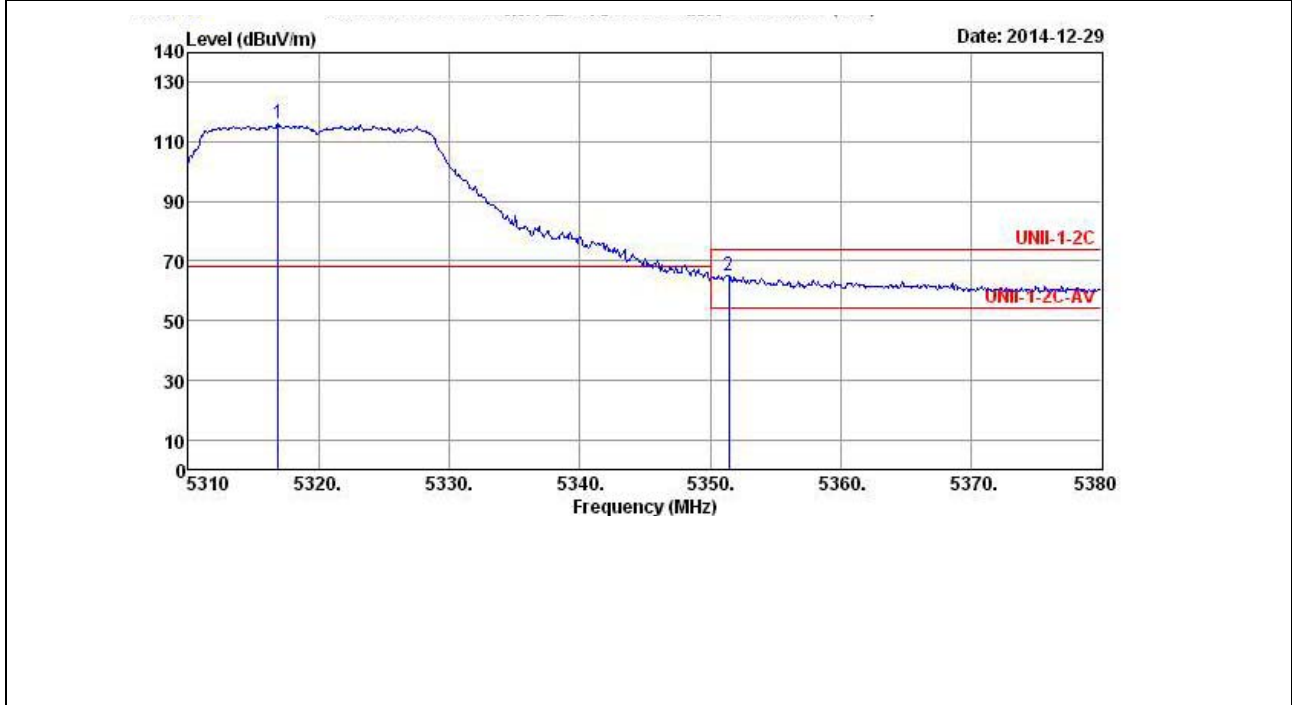
	Freq	Level	Over Limit	Limit Line	ReadAntenna Level	Antenna Factor	Cable Loss	Preamp Factor	Remark	A/Pos	T/Pos
	MHz	dBuV/m	dB	dBuV/m	dBuV	dB/m	dB	dB		cm	deg
1	5119.800	47.17	-6.83	54.00	40.03	33.66	5.91	32.43	Average	---	---
2 *	5298.000	104.54	36.34	68.20	96.93	33.92	6.11	32.42	Average	---	---
3	5350.800	48.36	-5.64	54.00	40.58	33.99	6.21	32.42	Average	---	---

Note 1: Item 3, 4 are the fundamental frequency at 5300 MHz
 Note 2: Emission level (dBuV/m) = 20 log Emission level (uV/m).
 Note 3: Corrected Reading: Antenna Factor + Cable Loss + Read Level - Preamp Factor = Level.
 Note 4: Measurement worst emissions of receive antenna polarization: H (Horizontal)



Band Edge and Fundamental Emissions

Operating Mode	802.11ac 20MHz/ Nss2 MCS0/ Ch.64/ Ant. 1+2+3+4	Polarization	H
-----------------------	--	---------------------	---



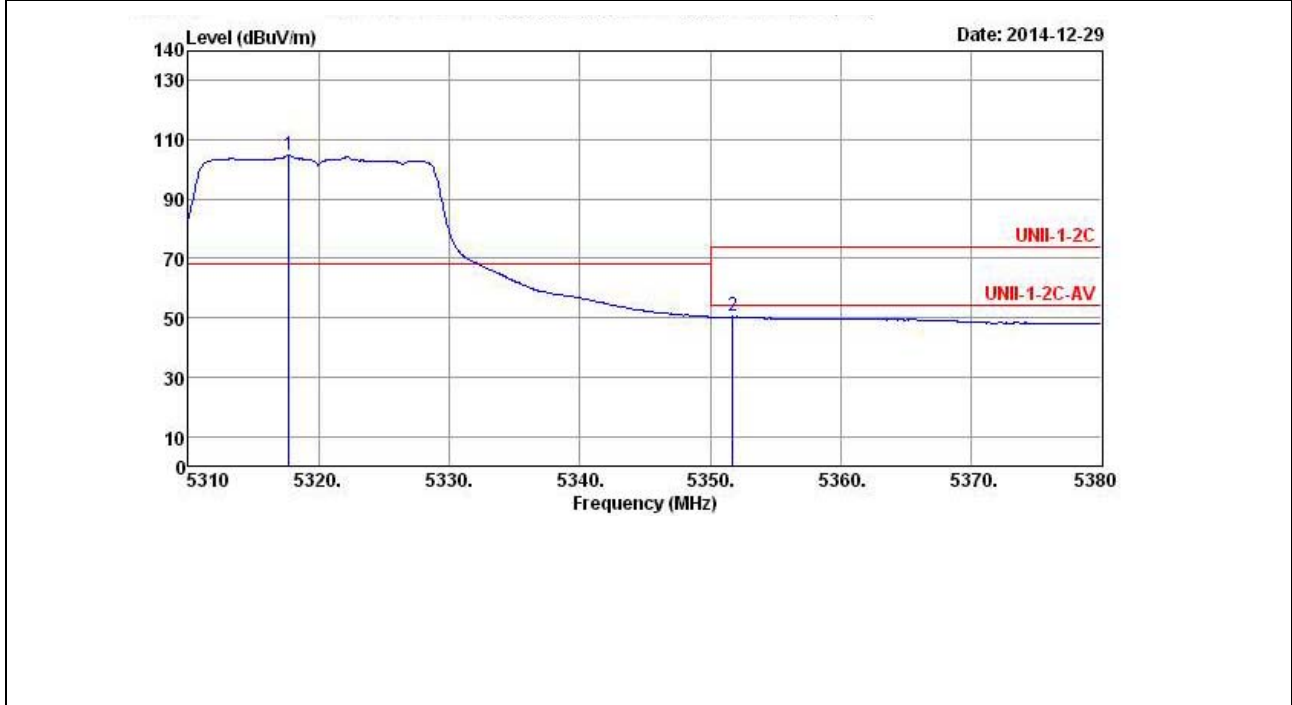
Item	Freq	Level	Over Limit	Limit Line	ReadAntenna Level	Antenna Factor	Cable Loss	Preamp Factor	Remark	A/Pos	T/Pos
	MHz	dBuV/m	dB	dBuV/m	dBuV	dB/m	dB	dB		cm	deg
1 *	5316.860	116.00	47.80	68.20	108.32	33.94	6.16	32.42	Peak	---	---
2	5351.440	65.12	-8.88	74.00	57.34	33.99	6.21	32.42	Peak	---	---

Note 1: Item 3, 4 are the fundamental frequency at 5320 MHz
 Note 2: Emission level (dBuV/m) = 20 log Emission level (uV/m).
 Note 3: Corrected Reading: Antenna Factor + Cable Loss + Read Level - Preamp Factor = Level.
 Note 4: Measurement worst emissions of receive antenna polarization: H (Horizontal)



Band Edge and Fundamental Emissions

Operating Mode	802.11ac 20MHz/ Nss2 MCS0/ Ch.64/ Ant. 1+2+3+4	Polarization	H
-----------------------	--	---------------------	---



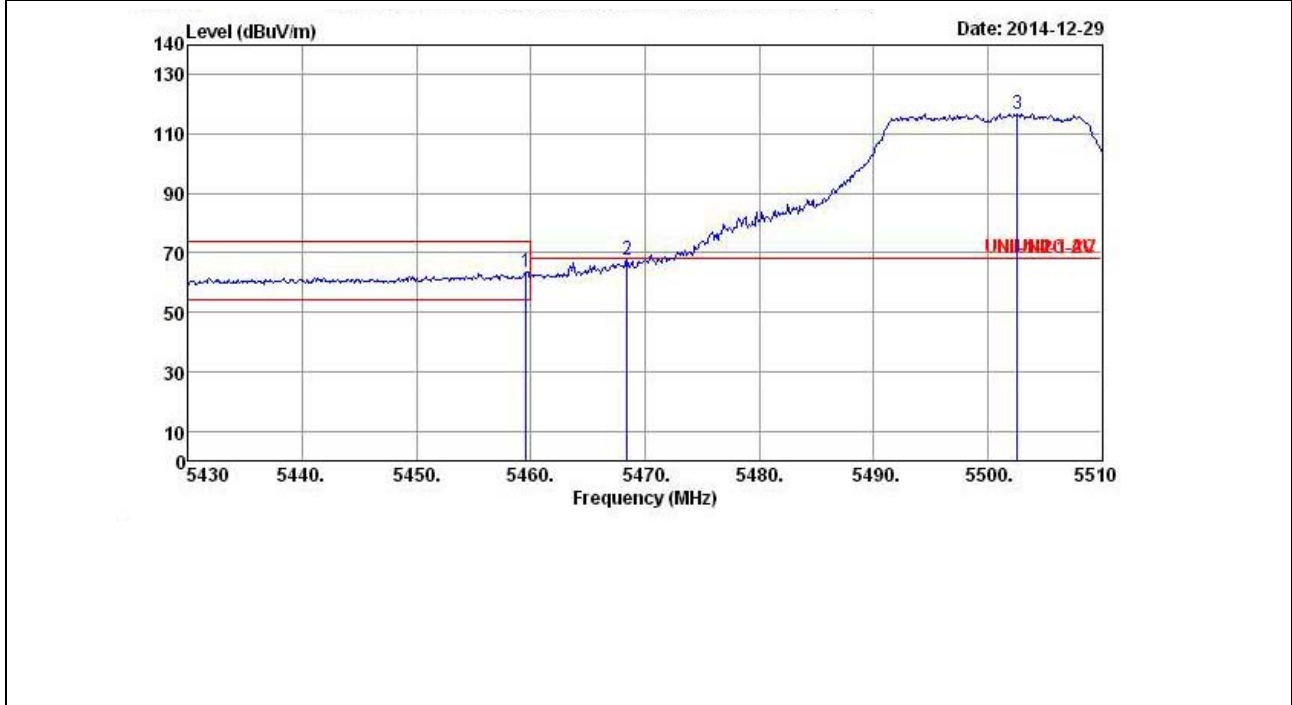
	Freq	Level	Over Limit	Limit Line	ReadAntenna Level	Antenna Factor	Cable Loss	Preamp Factor	Remark	A/Pos	T/Pos
	MHz	dBuV/m	dB	dBuV/m	dBuV	dB/m	dB	dB		cm	deg
1 *	5317.700	104.86	36.66	68.20	97.18	33.94	6.16	32.42	Average	---	---
2	5351.720	50.37	-3.63	54.00	42.59	33.99	6.21	32.42	Average	---	---

Note 1: Item 3, 4 are the fundamental frequency at 5320 MHz
 Note 2: Emission level (dBUV/m) = 20 log Emission level (uV/m).
 Note 3: Corrected Reading: Antenna Factor + Cable Loss + Read Level - Preamp Factor = Level.
 Note 4: Measurement worst emissions of receive antenna polarization: H (Horizontal)



Band Edge and Fundamental Emissions

Operating Mode	802.11ac 20MHz/ Nss2 MCS0/ Ch.100/ Ant. 1+2+3+4	Polarization	H
-----------------------	---	---------------------	---



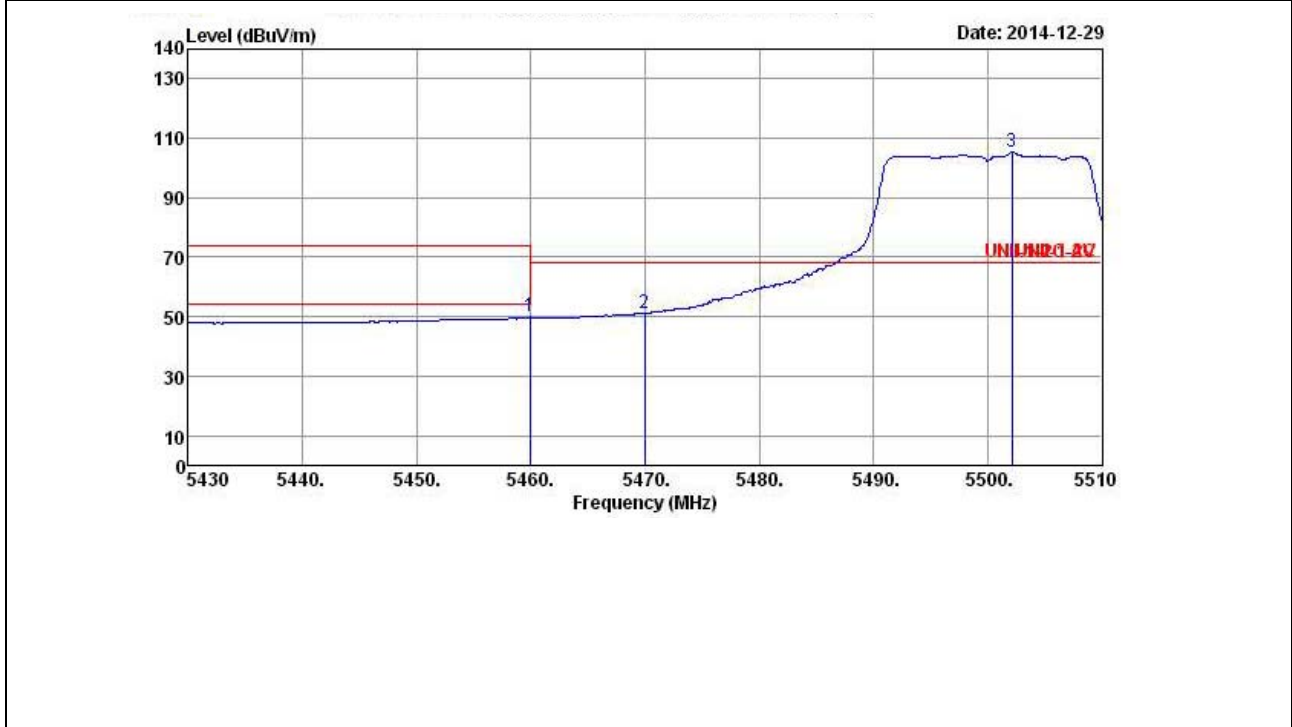
	Freq	Level	Over Limit	Limit Line	ReadAntenna Level	Antenna Factor	Cable Loss	Preamp Factor	Remark	A/Pos	T/Pos
	MHz	dBuV/m	dB	dBuV/m	dBuV	dB/m	dB	dB		cm	deg
1	5459.600	63.50	-10.50	74.00	55.48	34.13	6.31	32.42	Peak	---	---
2	5468.400	67.71	-0.49	68.20	59.62	34.15	6.36	32.42	Peak	---	---
3 *	5502.640	116.86	48.66	68.20	108.72	34.20	6.36	32.42	Peak	---	---

Note 1: Item 3, 4 are the fundamental frequency at 5500 MHz
 Note 2: Emission level (dBuV/m) = 20 log Emission level (uV/m).
 Note 3: Corrected Reading: Antenna Factor + Cable Loss + Read Level - Preamp Factor = Level.
 Note 4: Measurement worst emissions of receive antenna polarization: H (Horizontal)



Band Edge and Fundamental Emissions

Operating Mode	802.11ac 20MHz/ Nss2 MCS0/ Ch.100/ Ant. 1+2+3+4	Polarization	H
-----------------------	---	---------------------	---



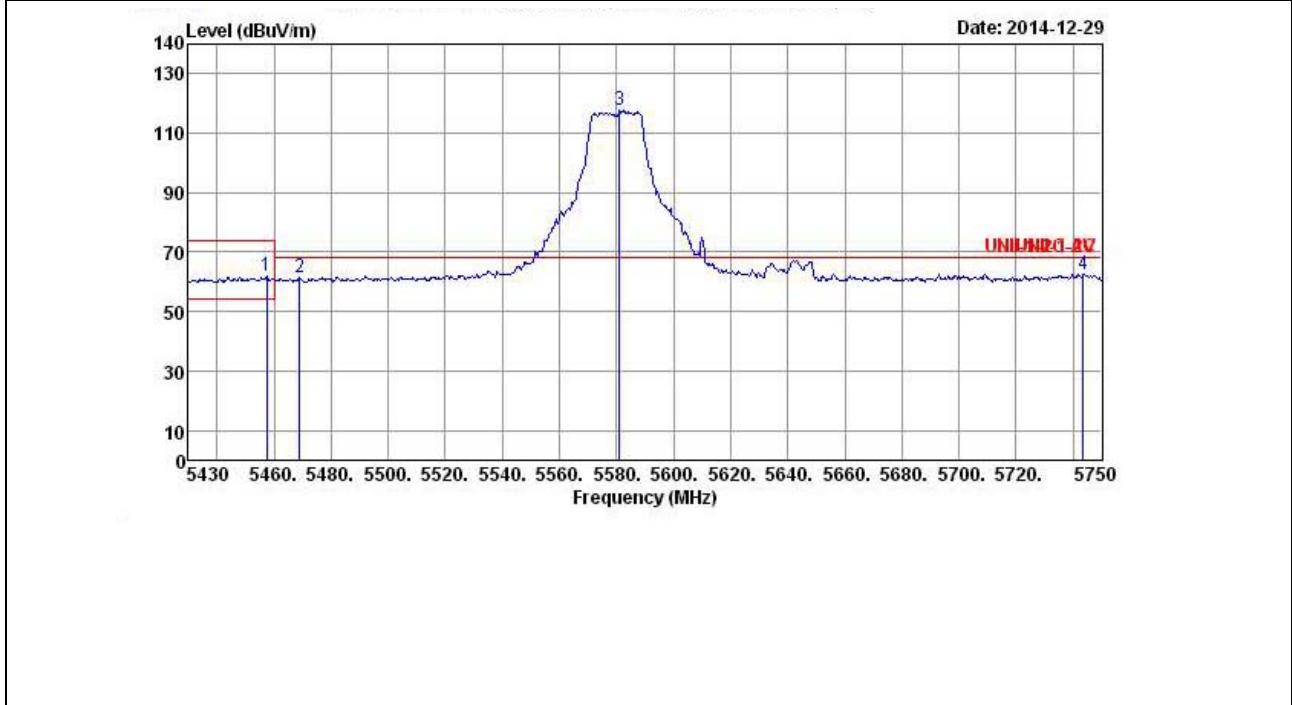
	Freq	Level	Over Limit	Limit Line	ReadAntenna Level	Antenna Factor	Cable Loss	Preamp Factor	Remark	A/Pos	T/Pos
	MHz	dBuV/m	dB	dBuV/m	dBuV	dB/m	dB	dB		cm	deg
1	5459.920	49.89	-4.11	54.00	41.87	34.13	6.31	32.42	Average	---	---
2	5470.000	51.31	-16.89	68.20	43.22	34.15	6.36	32.42	Average	---	---
3 *	5502.160	105.38	37.18	68.20	97.24	34.20	6.36	32.42	Average	---	---

Note 1: Item 3, 4 are the fundamental frequency at 5500 MHz
 Note 2: Emission level (dBUV/m) = 20 log Emission level (uV/m).
 Note 3: Corrected Reading: Antenna Factor + Cable Loss + Read Level - Preamp Factor = Level.
 Note 4: Measurement worst emissions of receive antenna polarization: H (Horizontal)



Band Edge and Fundamental Emissions

Operating Mode	802.11ac 20MHz/ Nss2 MCS0/ Ch.116/ Ant. 1+2+3+4	Polarization	H
-----------------------	---	---------------------	---



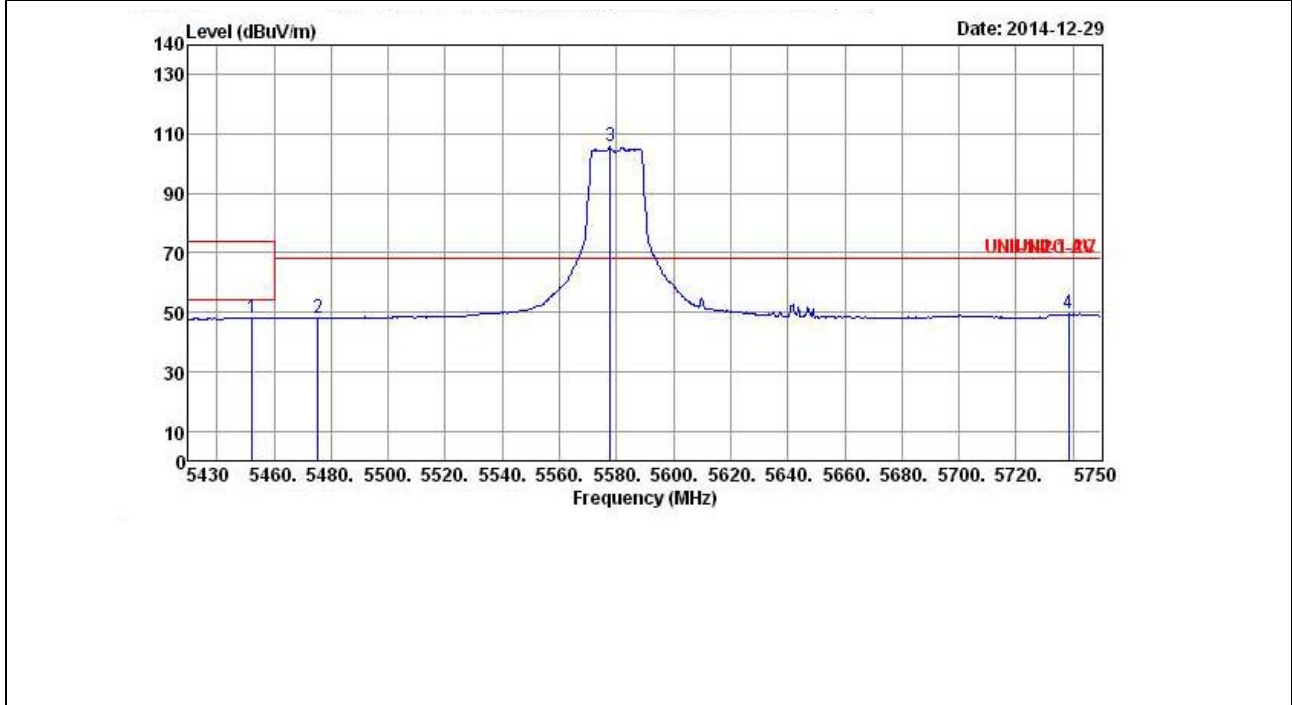
	Freq	Level	Over Limit	Limit Line	ReadAntenna Level	Antenna Factor	Cable Loss	Preamp Factor	Remark	A/Pos	T/Pos
	MHz	dBuV/m	dB	dBuV/m	dBuV	dB/m	dB	dB		cm	deg
1	5457.520	61.91	-12.09	74.00	53.89	34.13	6.31	32.42	Peak	---	---
2	5469.040	61.54	-6.66	68.20	53.45	34.15	6.36	32.42	Peak	---	---
3 *	5581.040	117.71	49.51	68.20	109.53	34.21	6.40	32.43	Peak	---	---
4	5743.600	62.76	-5.44	68.20	54.45	34.25	6.50	32.44	Peak	---	---

Note 1: Item 3, 4 are the fundamental frequency at 5580 MHz
 Note 2: Emission level (dBuV/m) = 20 log Emission level (uV/m).
 Note 3: Corrected Reading: Antenna Factor + Cable Loss + Read Level - Preamp Factor = Level.
 Note 4: Measurement worst emissions of receive antenna polarization: H (Horizontal)



Band Edge and Fundamental Emissions

Operating Mode	802.11ac 20MHz/ Nss2 MCS0/ Ch.116/ Ant. 1+2+3+4	Polarization	H
-----------------------	---	---------------------	---



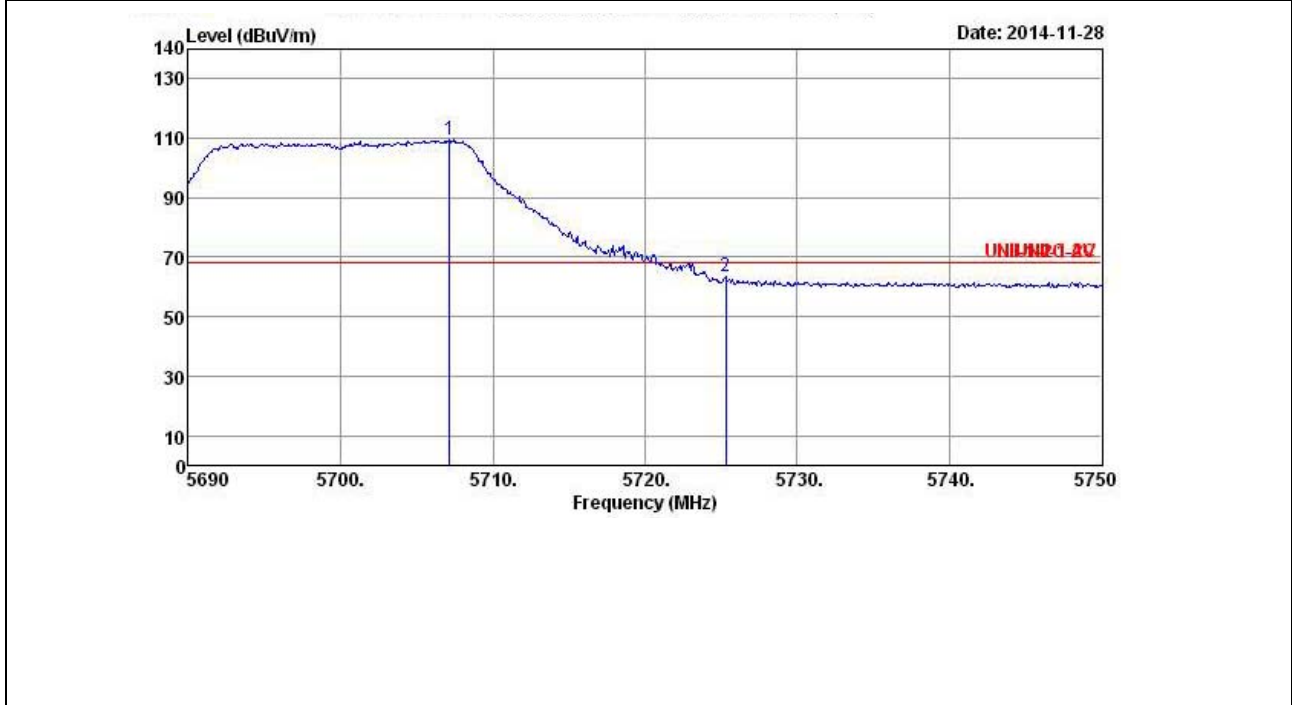
	Freq	Level	Over Limit	Limit Line	ReadAntenna Level	Antenna Factor	Cable Loss	Preamp Factor	Remark	A/Pos	T/Pos
	MHz	dBuV/m	dB	dBuV/m	dBuV	dB/m	dB	dB		cm	deg
1	5452.400	48.19	-5.81	54.00	40.17	34.13	6.31	32.42	Average	---	---
2	5475.440	48.18	-20.02	68.20	40.09	34.15	6.36	32.42	Average	---	---
3 *	5577.840	105.70	37.50	68.20	97.52	34.21	6.40	32.43	Average	---	---
4	5738.480	49.43	-18.77	68.20	41.14	34.25	6.48	32.44	Average	---	---

Note 1: Item 3, 4 are the fundamental frequency at 5580 MHz
 Note 2: Emission level (dBuV/m) = 20 log Emission level (uV/m).
 Note 3: Corrected Reading: Antenna Factor + Cable Loss + Read Level - Preamp Factor = Level.
 Note 4: Measurement worst emissions of receive antenna polarization: H (Horizontal)



Band Edge and Fundamental Emissions

Operating Mode	802.11ac 20MHz/ Nss2 MCS0/ Ch.140/ Ant. 1+2+3+4	Polarization	H
-----------------------	---	---------------------	---



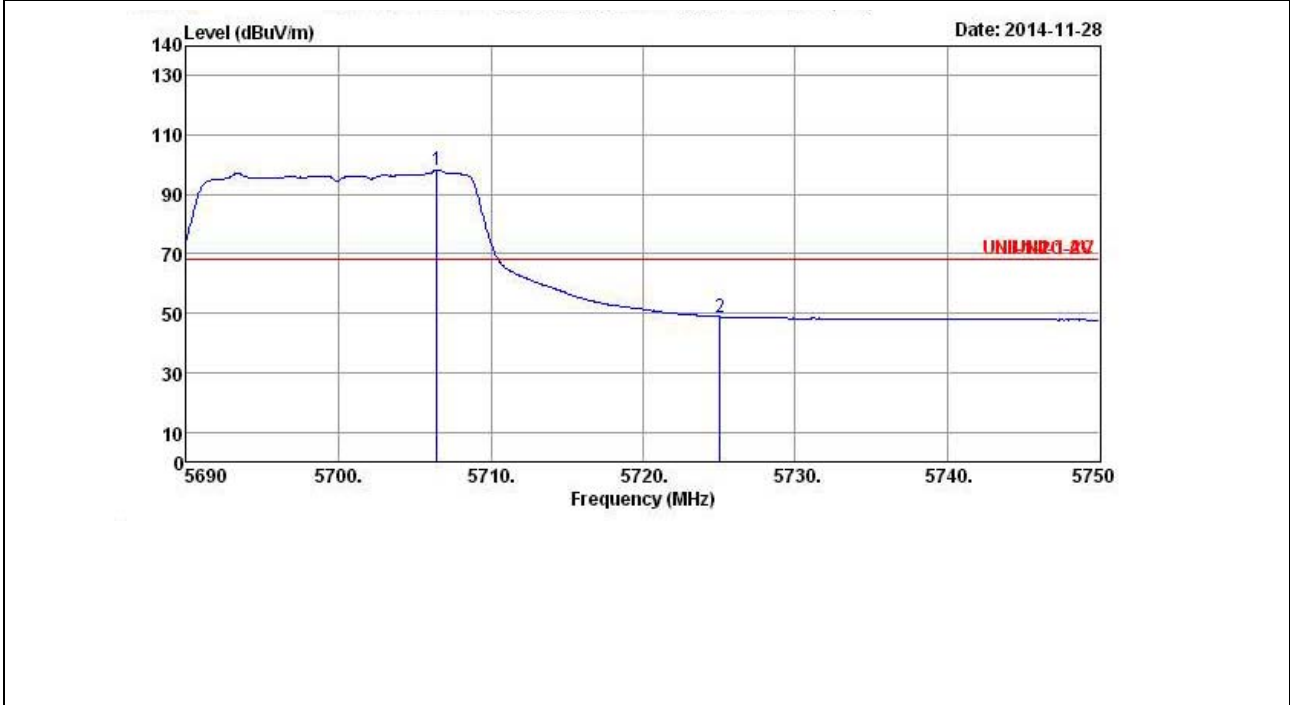
Item	Freq MHz	Level dBUV/m	Over Limit dB	Limit Line dBUV/m	ReadAntenna Level dBuV	Antenna Factor dB/m	Cable Loss dB	Preamp Factor dB	Remark	A/Pos cm	T/Pos deg
1 *	5707.160	109.48	41.28	68.20	101.20	34.24	6.48	32.44	Peak	---	---
2	5725.280	63.60	-4.60	68.20	55.32	34.24	6.48	32.44	Peak	---	---

Note 1: Item 3, 4 are the fundamental frequency at 5700 MHz
 Note 2: Emission level (dBUV/m) = 20 log Emission level (uV/m).
 Note 3: Corrected Reading: Antenna Factor + Cable Loss + Read Level - Preamp Factor = Level.
 Note 4: Measurement worst emissions of receive antenna polarization: H (Horizontal)



Band Edge and Fundamental Emissions

Operating Mode	802.11ac 20MHz/ Nss2 MCS0/ Ch.140/ Ant. 1+2+3+4	Polarization	H
-----------------------	---	---------------------	---



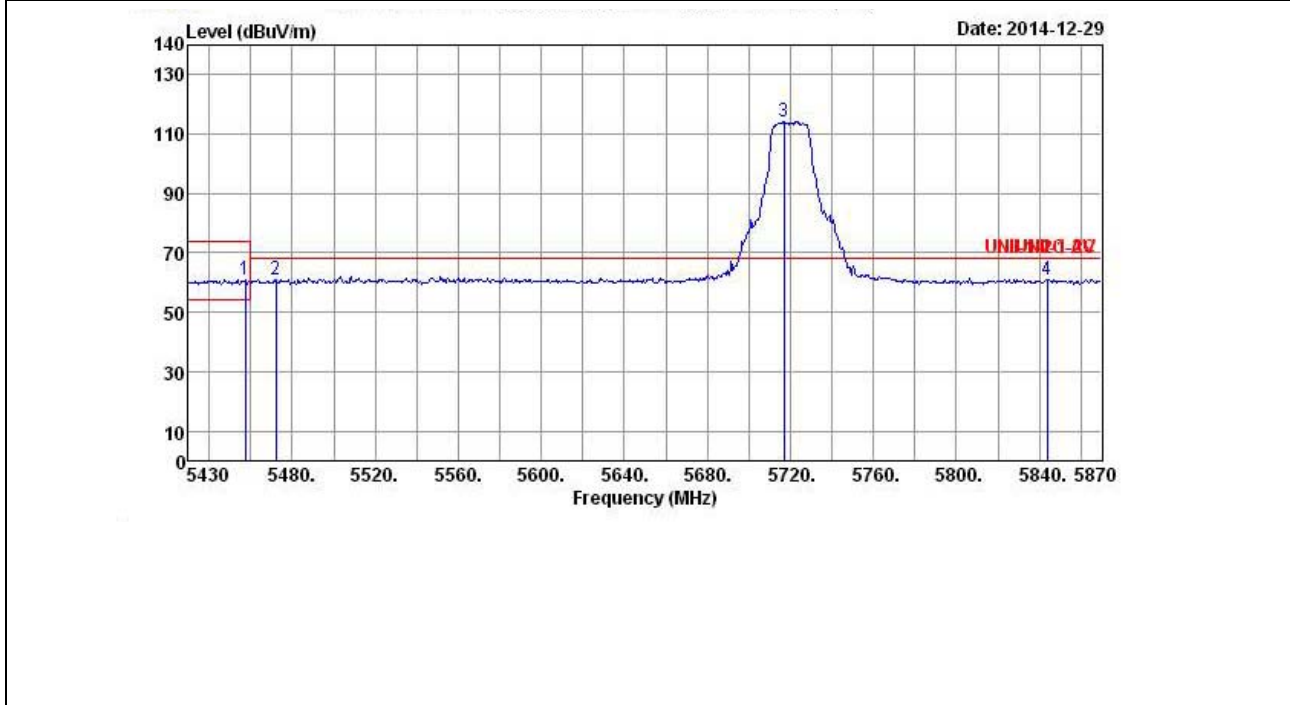
	Over	Limit	ReadAntenna	Cable	Preamp		A/Pos	T/Pos			
Freq	Level	Limit	Line	Level	Factor	Loss	Factor	Remark			
MHz	dBuV/m	dB	dBuV/m	dBuV	dB/m	dB	dB				
1 *	5706.440	98.33	30.13	68.20	90.05	34.24	6.48	32.44	Average	---	---
2	5725.040	48.80	-19.40	68.20	40.52	34.24	6.48	32.44	Average	---	---

Note 1: Item 3, 4 are the fundamental frequency at 5700 MHz
 Note 2: Emission level (dBuV/m) = 20 log Emission level (uV/m).
 Note 3: Corrected Reading: Antenna Factor + Cable Loss + Read Level - Preamp Factor = Level.
 Note 4: Measurement worst emissions of receive antenna polarization: H (Horizontal)



Band Edge and Fundamental Emissions

Operating Mode	802.11ac 20MHz/ Nss2 MCS0/ Ch.144/ Ant. 1+2+3+4	Polarization	H
-----------------------	---	---------------------	---



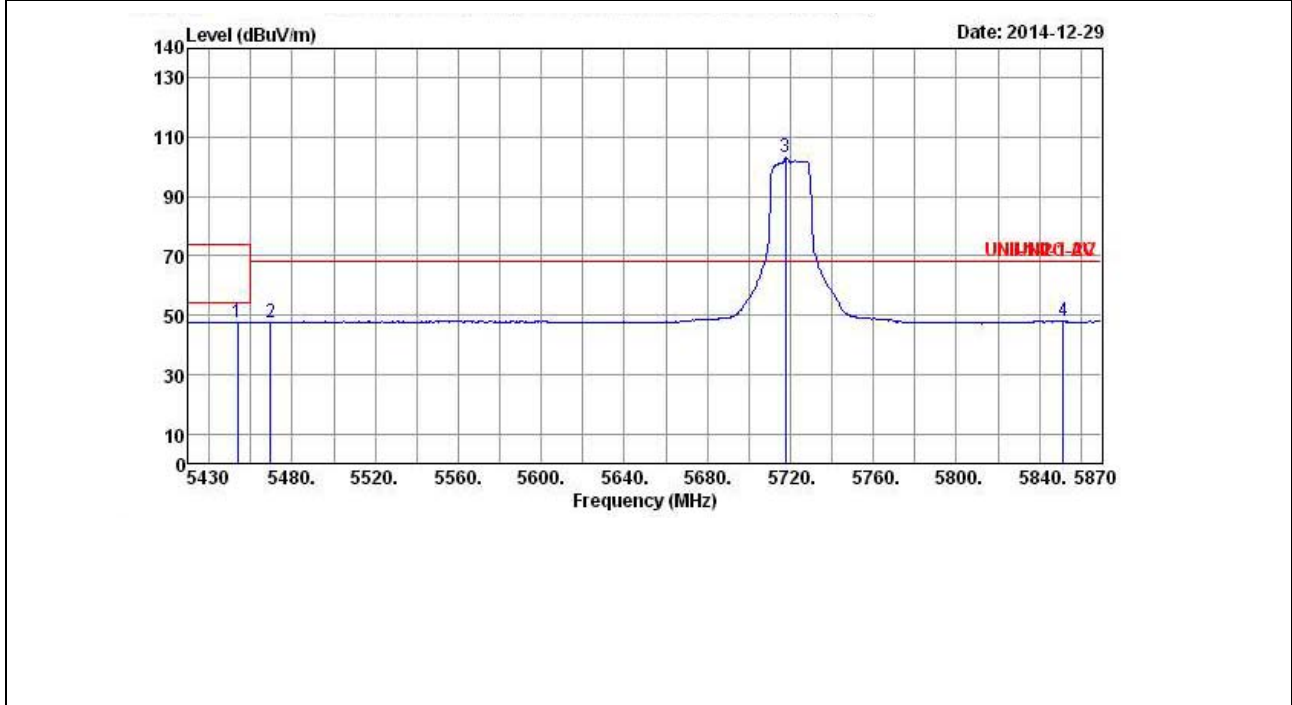
	Freq	Level	Over Limit	Limit Line	ReadAntenna Level	Antenna Factor	Cable Loss	Preamp Factor	Remark	A/Pos	T/Pos
	MHz	dBUV/m	dB	dBUV/m	dBuV	dB/m	dB	dB		cm	deg
1	5457.280	60.94	-13.06	74.00	52.92	34.13	6.31	32.42	Peak	---	---
2	5472.240	61.10	-7.10	68.20	53.01	34.15	6.36	32.42	Peak	---	---
3 *	5716.880	114.38	46.18	68.20	106.10	34.24	6.48	32.44	Peak	---	---
4	5843.600	61.05	-7.15	68.20	52.69	34.27	6.54	32.45	Peak	---	---

Note 1: Item 3, 4 are the fundamental frequency at 5720 MHz
 Note 2: Emission level (dBUV/m) = 20 log Emission level (uV/m).
 Note 3: Corrected Reading: Antenna Factor + Cable Loss + Read Level - Preamp Factor = Level.
 Note 4: Measurement worst emissions of receive antenna polarization: H (Horizontal)



Band Edge and Fundamental Emissions

Operating Mode	802.11ac 20MHz/ Nss2 MCS0/ Ch.144/ Ant. 1+2+3+4	Polarization	H
-----------------------	---	---------------------	---



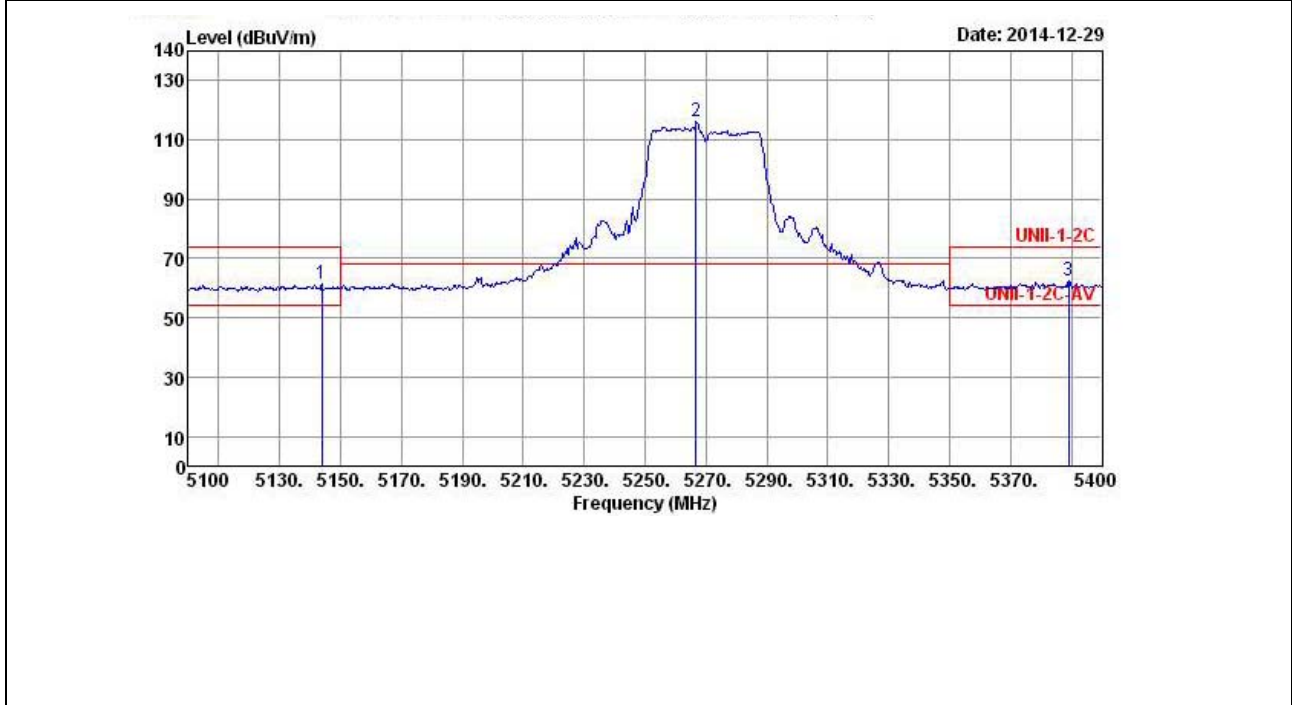
	Freq	Level	Over Limit	Limit Line	ReadAntenna Level	Antenna Factor	Cable Loss	Preamp Factor	Remark	A/Pos	T/Pos
	MHz	dBuV/m	dB	dBuV/m	dBuV	dB/m	dB	dB		cm	deg
1	5453.760	47.65	-6.35	54.00	39.63	34.13	6.31	32.42	Average	---	---
2	5469.600	47.72	-20.48	68.20	39.63	34.15	6.36	32.42	Average	---	---
3 *	5717.760	103.16	34.96	68.20	94.88	34.24	6.48	32.44	Average	---	---
4	5851.520	48.00	-20.20	68.20	39.64	34.27	6.54	32.45	Average	---	---

Note 1: Item 3, 4 are the fundamental frequency at 5720 MHz
 Note 2: Emission level (dBUV/m) = 20 log Emission level (uV/m).
 Note 3: Corrected Reading: Antenna Factor + Cable Loss + Read Level - Preamp Factor = Level.
 Note 4: Measurement worst emissions of receive antenna polarization: H (Horizontal)



Band Edge and Fundamental Emissions

Operating Mode	802.11ac 40MHz/ Nss2 MCS0/ Ch.54/ Ant. 1+2+3+4	Polarization	H
-----------------------	--	---------------------	---



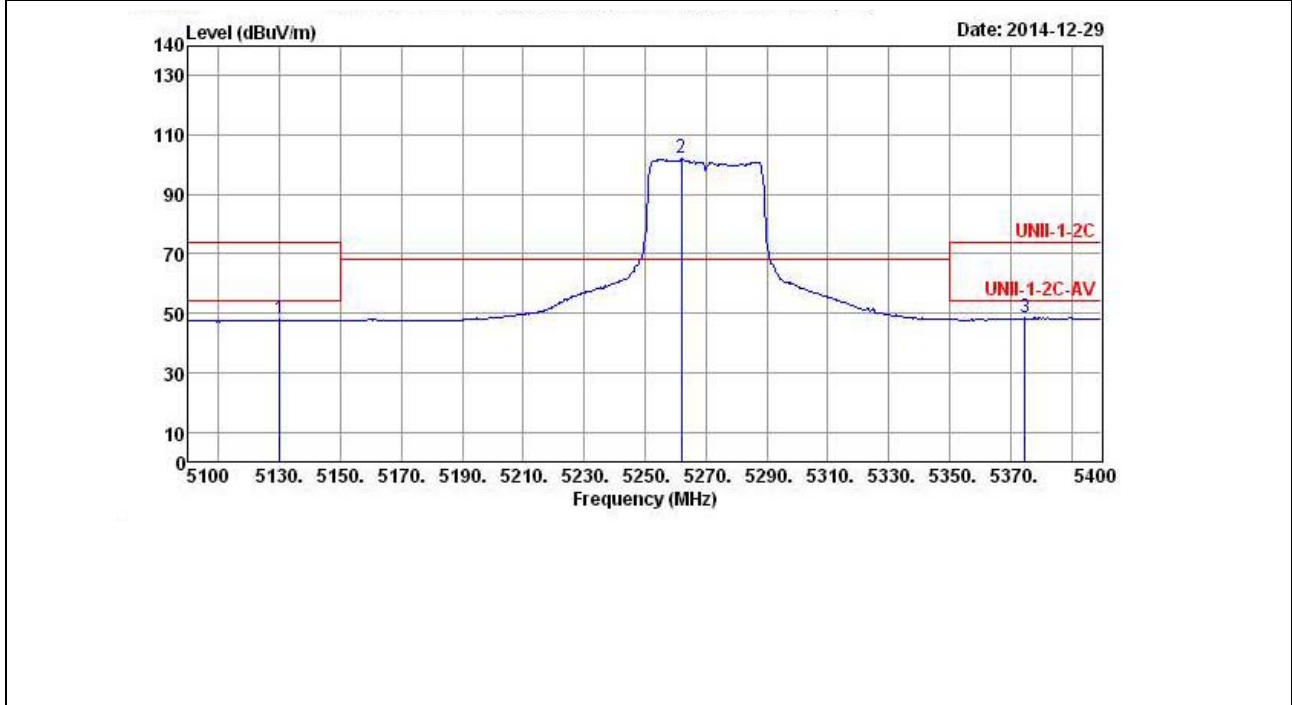
	Freq	Level	Over Limit	Limit Line	ReadAntenna Level	Antenna Factor	Cable Loss	Preamp Factor	Remark	A/Pos	T/Pos
	MHz	dBuV/m	dB	dBuV/m	dBuV	dB/m	dB	dB		cm	deg
1	5143.800	61.33	-12.67	74.00	54.14	33.71	5.91	32.43	Peak	---	---
2 *	5266.800	116.02	47.82	68.20	108.51	33.87	6.06	32.42	Peak	---	---
3	5389.200	62.60	-11.40	74.00	54.72	34.04	6.26	32.42	Peak	---	---

Note 1: Item 3, 4 are the fundamental frequency at 5270 MHz
 Note 2: Emission level (dBuV/m) = 20 log Emission level (uV/m).
 Note 3: Corrected Reading: Antenna Factor + Cable Loss + Read Level - Preamp Factor = Level.
 Note 4: Measurement worst emissions of receive antenna polarization: H (Horizontal)



Band Edge and Fundamental Emissions

Operating Mode	802.11ac 40MHz/ Nss2 MCS0/ Ch.54/ Ant. 1+2+3+4	Polarization	H
-----------------------	--	---------------------	---



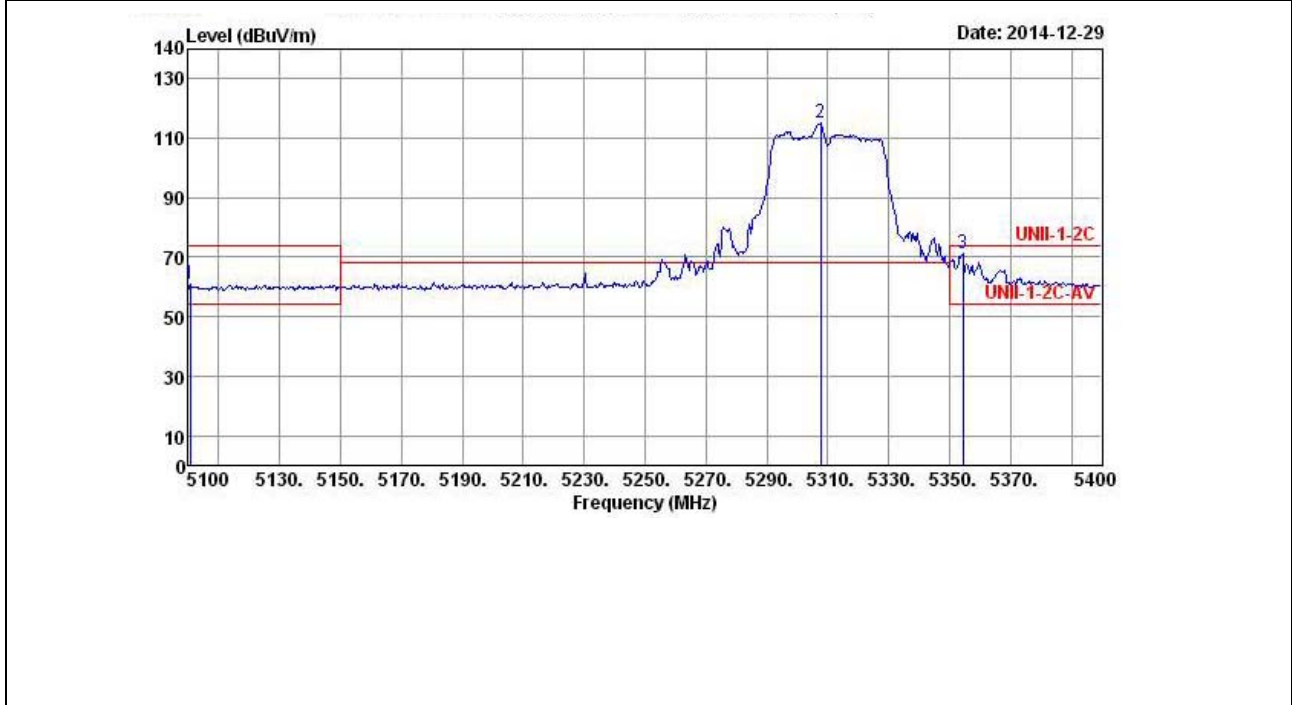
	Freq	Level	Over Limit	Limit Line	ReadAntenna Level	Antenna Factor	Cable Loss	Preamp Factor	Remark	A/Pos	T/Pos
	MHz	dBuV/m	dB	dBuV/m	dBuV	dB/m	dB	dB		cm	deg
1	5130.000	47.88	-6.12	54.00	40.71	33.69	5.91	32.43	Average	---	---
2 *	5262.000	102.26	34.06	68.20	94.75	33.87	6.06	32.42	Average	---	---
3	5374.800	48.40	-5.60	54.00	40.60	34.01	6.21	32.42	Average	---	---

Note 1: Item 3, 4 are the fundamental frequency at 5270 MHz
 Note 2: Emission level (dBuV/m) = 20 log Emission level (uV/m).
 Note 3: Corrected Reading: Antenna Factor + Cable Loss + Read Level - Preamp Factor = Level.
 Note 4: Measurement worst emissions of receive antenna polarization: H (Horizontal)



Band Edge and Fundamental Emissions

Operating Mode	802.11ac 40MHz/ Nss2 MCS0/ Ch.62/ Ant. 1+2+3+4	Polarization	H
-----------------------	--	---------------------	---



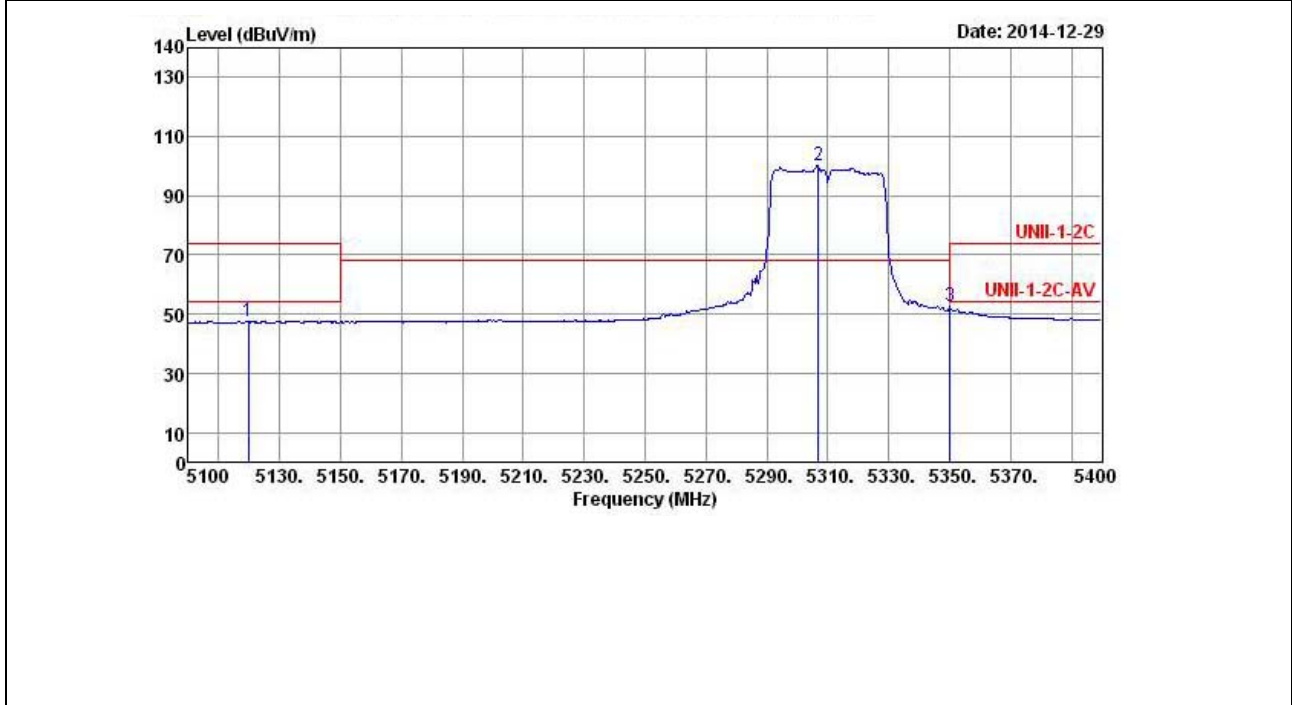
	Freq	Level	Over Limit	Limit Line	ReadAntenna Level	Antenna Factor	Cable Loss	Preamp Factor	Remark	A/Pos	T/Pos
	MHz	dBuV/m	dB	dBuV/m	dBuV	dB/m	dB	dB		cm	deg
1	5100.600	60.86	-13.14	74.00	53.79	33.64	5.86	32.43	Peak	---	---
2 *	5307.600	115.00	46.80	68.20	107.39	33.92	6.11	32.42	Peak	---	---
3	5354.400	71.49	-2.51	74.00	63.71	33.99	6.21	32.42	Peak	---	---

Note 1: Item 3, 4 are the fundamental frequency at 5310 MHz
 Note 2: Emission level (dBuV/m) = 20 log Emission level (uV/m).
 Note 3: Corrected Reading: Antenna Factor + Cable Loss + Read Level - Preamp Factor = Level.
 Note 4: Measurement worst emissions of receive antenna polarization: H (Horizontal)



Band Edge and Fundamental Emissions

Operating Mode	802.11ac 40MHz/ Nss2 MCS0/ Ch.62/ Ant. 1+2+3+4	Polarization	H
-----------------------	--	---------------------	---



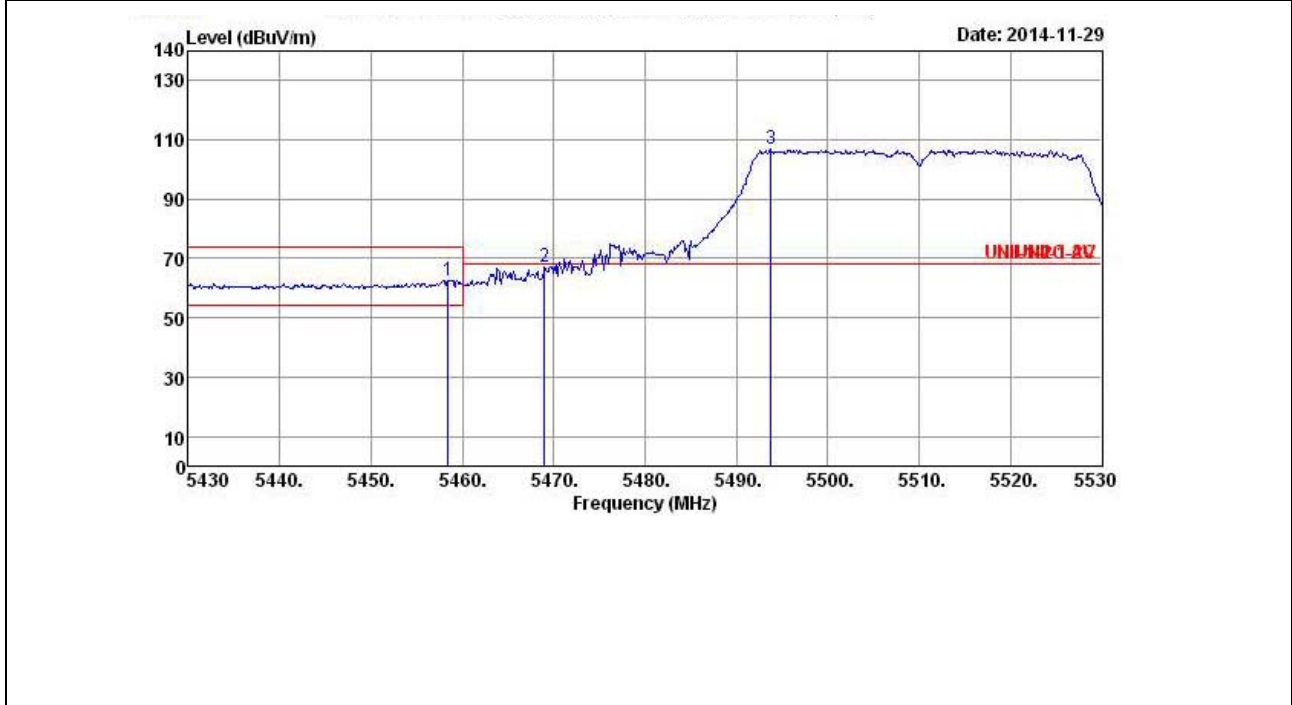
	Freq	Level	Over Limit	Limit Line	ReadAntenna Level	Antenna Factor	Cable Loss	Preamp Factor	Remark	A/Pos	T/Pos
	MHz	dBuV/m	dB	dBuV/m	dBuV	dB/m	dB	dB		cm	deg
1	5119.800	47.51	-6.49	54.00	40.37	33.66	5.91	32.43	Average	---	---
2 *	5307.000	100.46	32.26	68.20	92.85	33.92	6.11	32.42	Average	---	---
3	5350.200	52.73	-1.27	54.00	44.95	33.99	6.21	32.42	Average	---	---

Note 1: Item 3, 4 are the fundamental frequency at 5310 MHz
 Note 2: Emission level (dBuV/m) = 20 log Emission level (uV/m).
 Note 3: Corrected Reading: Antenna Factor + Cable Loss + Read Level - Preamp Factor = Level.
 Note 4: Measurement worst emissions of receive antenna polarization: H (Horizontal)



Band Edge and Fundamental Emissions

Operating Mode	802.11ac 40MHz/ Nss2 MCS0/ Ch.102/ Ant. 1+2+3+4	Polarization	H
-----------------------	---	---------------------	---



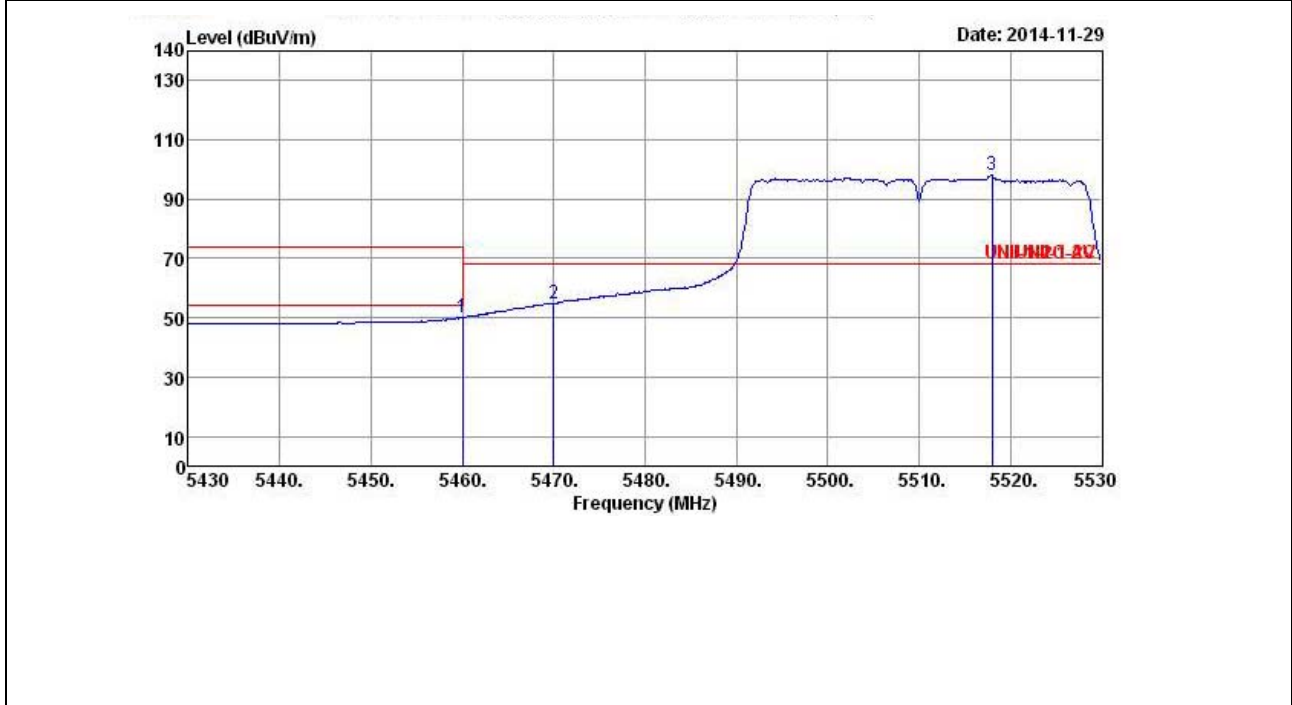
	Freq	Level	Over Limit	Limit Line	ReadAntenna Level	Antenna Factor	Cable Loss	Preamp Factor	Remark	A/Pos	T/Pos
	MHz	dBuV/m	dB	dBuV/m	dBuV	dB/m	dB	dB		cm	deg
1	5458.400	62.70	-11.30	74.00	54.68	34.13	6.31	32.42	Peak	---	---
2	5469.000	67.23	-0.97	68.20	59.14	34.15	6.36	32.42	Peak	---	---
3 *	5493.800	106.76	38.56	68.20	98.64	34.18	6.36	32.42	Peak	---	---

Note 1: Item 3, 4 are the fundamental frequency at 5510 MHz
 Note 2: Emission level (dBuV/m) = 20 log Emission level (uV/m).
 Note 3: Corrected Reading: Antenna Factor + Cable Loss + Read Level - Preamp Factor = Level.
 Note 4: Measurement worst emissions of receive antenna polarization: H (Horizontal)



Band Edge and Fundamental Emissions

Operating Mode	802.11ac 40MHz/ Nss2 MCS0/ Ch.102/ Ant. 1+2+3+4	Polarization	H
-----------------------	---	---------------------	---

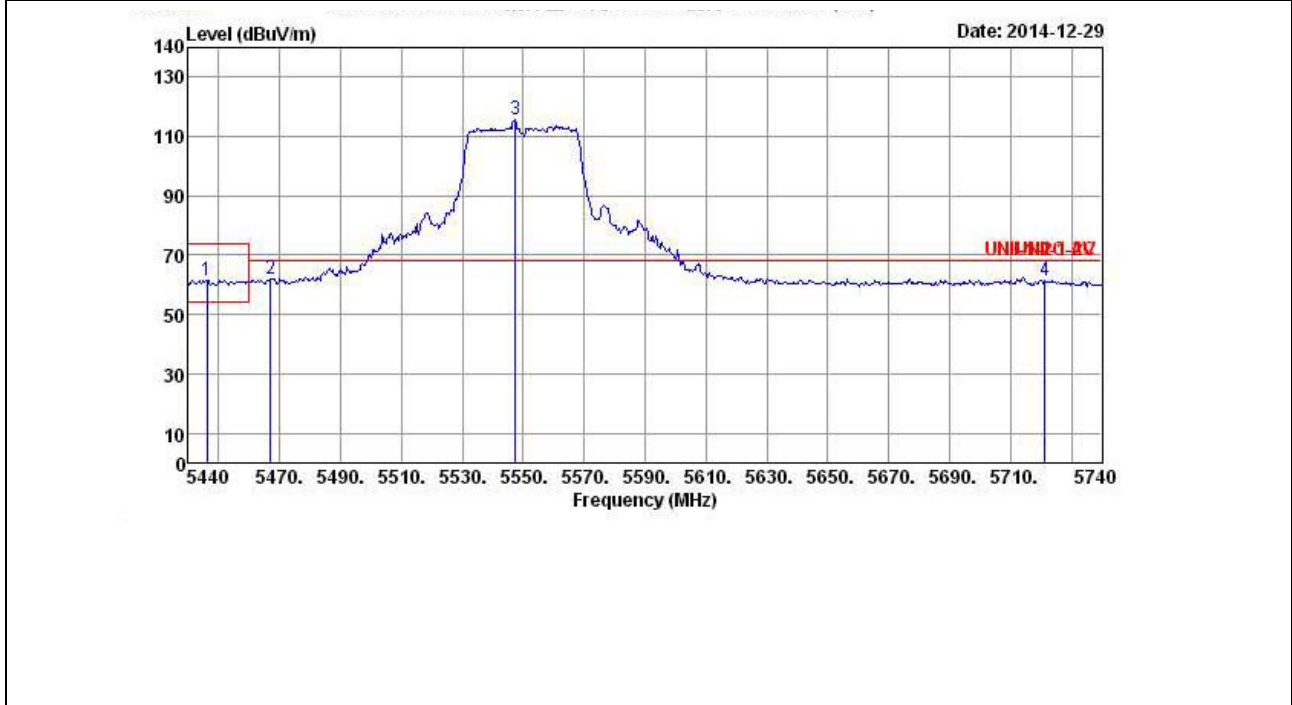


	Freq	Level	Over Limit	Limit Line	ReadAntenna Level	Antenna Factor	Cable Loss	Preamp Factor	Remark	A/Pos	T/Pos
	MHz	dBuV/m	dB	dBuV/m	dBuV	dB/m	dB	dB		cm	deg
1	5460.000	50.28	-3.72	54.00	42.26	34.13	6.31	32.42	Average	---	---
2	5470.000	54.95	-13.25	68.20	46.86	34.15	6.36	32.42	Average	---	---
3 *	5518.000	97.97	29.77	68.20	89.81	34.20	6.38	32.42	Average	---	---

Note 1: Item 3, 4 are the fundamental frequency at 5510 MHz
 Note 2: Emission level (dBuV/m) = 20 log Emission level (uV/m).
 Note 3: Corrected Reading: Antenna Factor + Cable Loss + Read Level - Preamp Factor = Level.
 Note 4: Measurement worst emissions of receive antenna polarization: H (Horizontal)

Band Edge and Fundamental Emissions

Operating Mode	802.11ac 40MHz/ Nss2 MCS0/ Ch.110/ Ant. 1+2+3+4	Polarization	H
-----------------------	---	---------------------	---



	Freq	Level	Over Limit	Limit Line	ReadAntenna Level	Antenna Factor	Cable Loss	Preamp Factor	Remark	A/Pos	T/Pos
	MHz	dBuV/m	dB	dBuV/m	dBuV	dB/m	dB	dB		cm	deg
1	5446.000	61.73	-12.27	74.00	53.71	34.13	6.31	32.42	Peak	---	---
2	5467.000	62.08	-6.12	68.20	53.99	34.15	6.36	32.42	Peak	---	---
3 *	5547.400	115.63	47.43	68.20	107.44	34.21	6.40	32.42	Peak	---	---
4	5721.400	61.42	-6.78	68.20	53.14	34.24	6.48	32.44	Peak	---	---

Note 1: Item 3, 4 are the fundamental frequency at 5550 MHz
 Note 2: Emission level (dBuV/m) = 20 log Emission level (uV/m).
 Note 3: Corrected Reading: Antenna Factor + Cable Loss + Read Level - Preamp Factor = Level.
 Note 4: Measurement worst emissions of receive antenna polarization: H (Horizontal)

Band Edge and Fundamental Emissions

Operating Mode	802.11ac 40MHz/ Nss2 MCS0/ Ch.110/ Ant. 1+2+3+4	Polarization	H
-----------------------	---	---------------------	---



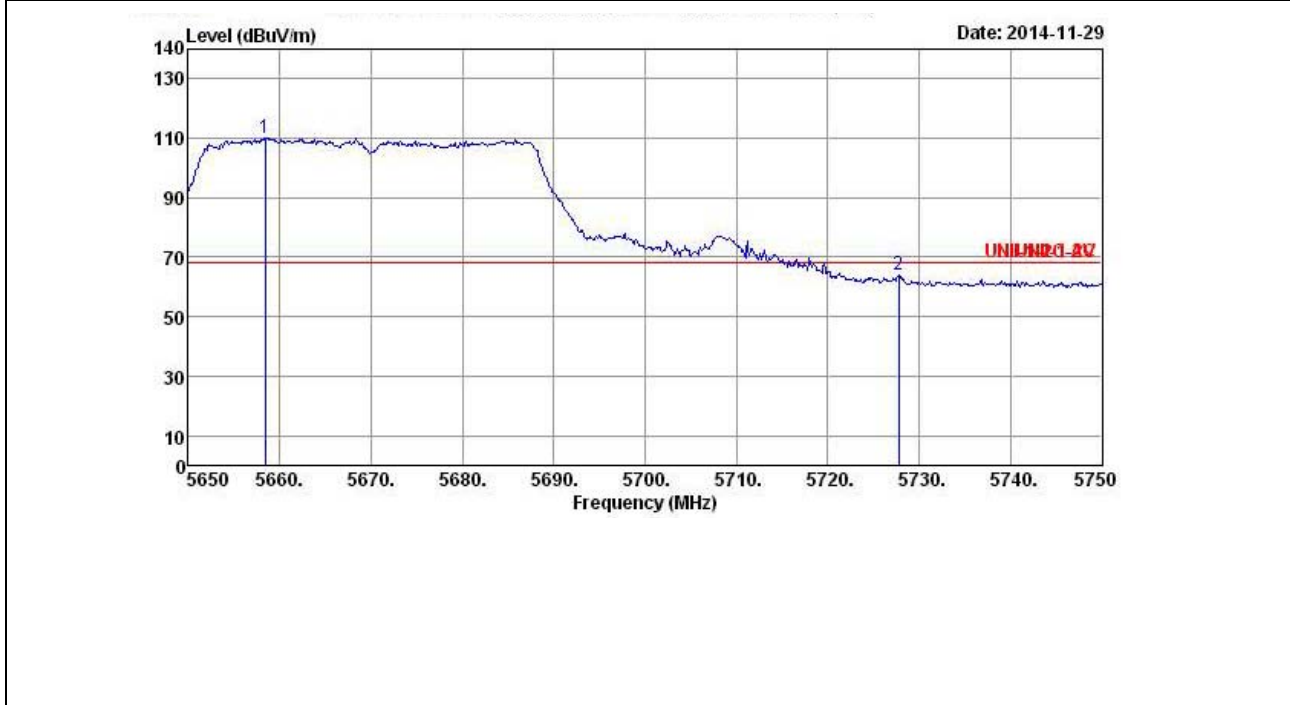
	Freq	Level	Over Limit	Limit Line	ReadAntenna Level	Antenna Factor	Cable Loss	Preamp Factor	Remark	A/Pos	T/Pos
	MHz	dBuV/m	dB	dBuV/m	dBuV	dB/m	dB	dB		cm	deg
1	5456.200	48.52	-5.48	54.00	40.50	34.13	6.31	32.42	Average	---	---
2	5466.400	48.59	-19.61	68.20	40.50	34.15	6.36	32.42	Average	---	---
3 *	5546.800	102.43	34.23	68.20	94.24	34.21	6.40	32.42	Average	---	---
4	5726.800	48.41	-19.79	68.20	40.13	34.24	6.48	32.44	Average	---	---

Note 1: Item 3, 4 are the fundamental frequency at 5550 MHz
 Note 2: Emission level (dBuV/m) = 20 log Emission level (uV/m).
 Note 3: Corrected Reading: Antenna Factor + Cable Loss + Read Level - Preamp Factor = Level.
 Note 4: Measurement worst emissions of receive antenna polarization: H (Horizontal)



Band Edge and Fundamental Emissions

Operating Mode	802.11ac 40MHz/ Nss2 MCS0/ Ch.134/ Ant. 1+2+3+4	Polarization	H
-----------------------	---	---------------------	---



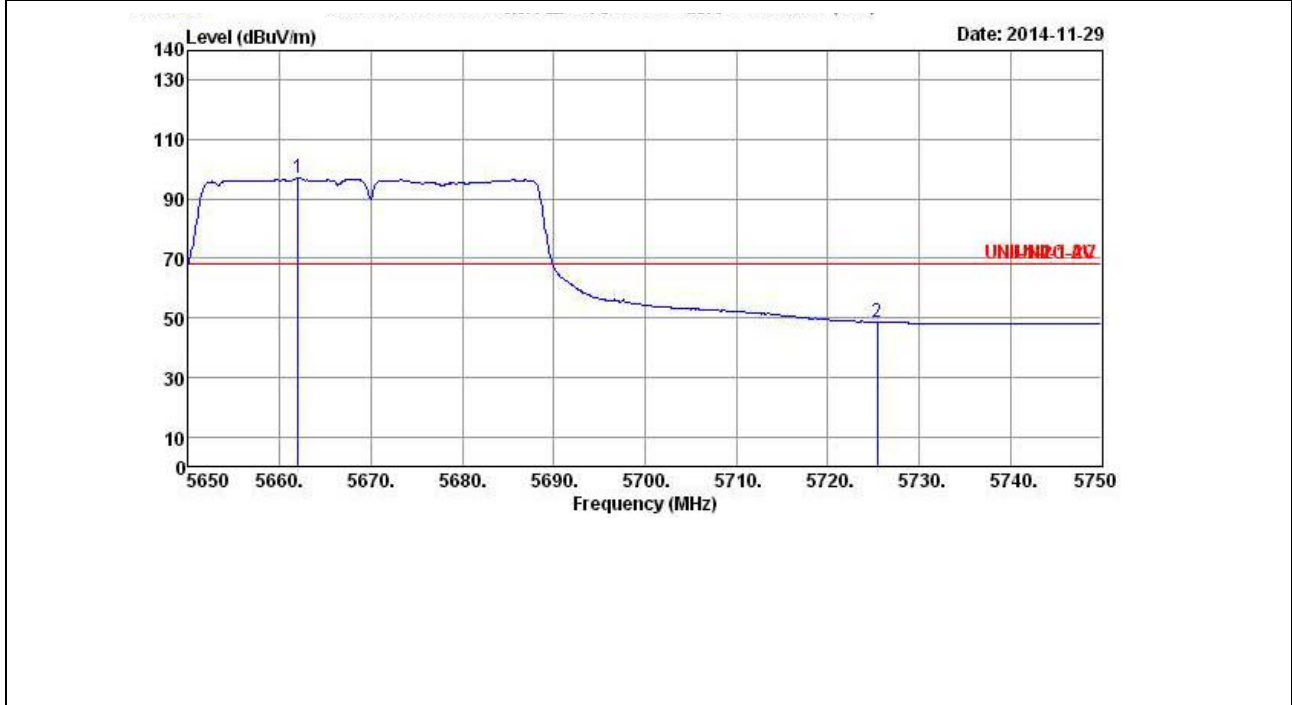
	Freq	Level	Over Limit	Limit Line	ReadAntenna Level	Antenna Factor	Cable Loss	Preamp Factor	Remark	A/Pos	T/Pos
	MHz	dBuV/m	dB	dBuV/m	dBuV	dB/m	dB	dB		cm	deg
1 *	5658.400	110.19	41.99	68.20	101.95	34.23	6.44	32.43	Peak	---	---
2	5727.800	63.85	-4.35	68.20	55.57	34.24	6.48	32.44	Peak	---	---

Note 1: Item 3, 4 are the fundamental frequency at 5670 MHz
 Note 2: Emission level (dBUV/m) = 20 log Emission level (uV/m).
 Note 3: Corrected Reading: Antenna Factor + Cable Loss + Read Level - Preamp Factor = Level.
 Note 4: Measurement worst emissions of receive antenna polarization: H (Horizontal)



Band Edge and Fundamental Emissions

Operating Mode	802.11ac 40MHz/ Nss2 MCS0/ Ch.134/ Ant. 1+2+3+4	Polarization	H
-----------------------	---	---------------------	---



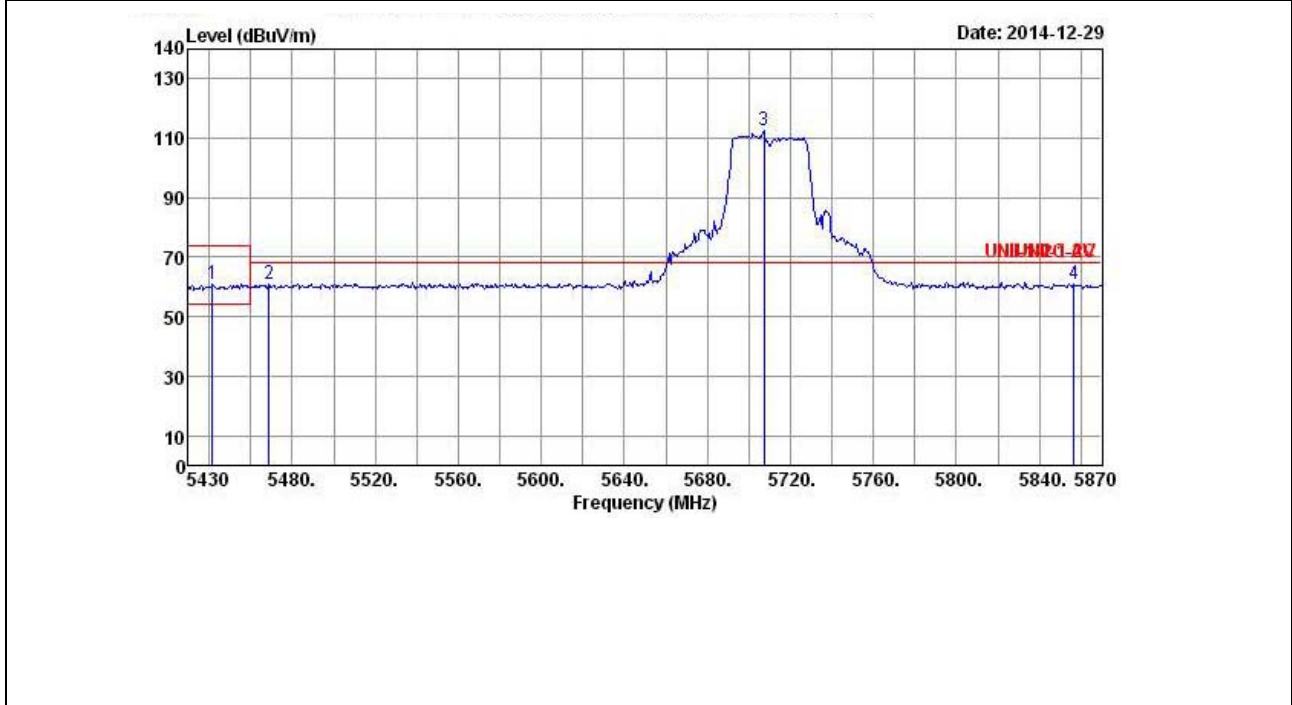
	Freq	Level	Over Limit	Limit Line	ReadAntenna Level	Antenna Factor	Cable Loss	Preamp Factor	Remark	A/Pos	T/Pos
	MHz	dBuV/m	dB	dBuV/m	dBuV	dB/m	dB	dB		cm	deg
1 *	5662.000	97.37	29.17	68.20	89.11	34.23	6.46	32.43	Average	---	---
2	5725.400	48.74	-19.46	68.20	40.46	34.24	6.48	32.44	Average	---	---

Note 1: Item 3, 4 are the fundamental frequency at 5670 MHz
 Note 2: Emission level (dBUV/m) = 20 log Emission level (uV/m).
 Note 3: Corrected Reading: Antenna Factor + Cable Loss + Read Level - Preamp Factor = Level.
 Note 4: Measurement worst emissions of receive antenna polarization: H (Horizontal)



Band Edge and Fundamental Emissions

Operating Mode	802.11ac 40MHz/ Nss2 MCS0/ Ch.142/ Ant. 1+2+3+4	Polarization	H
-----------------------	---	---------------------	---



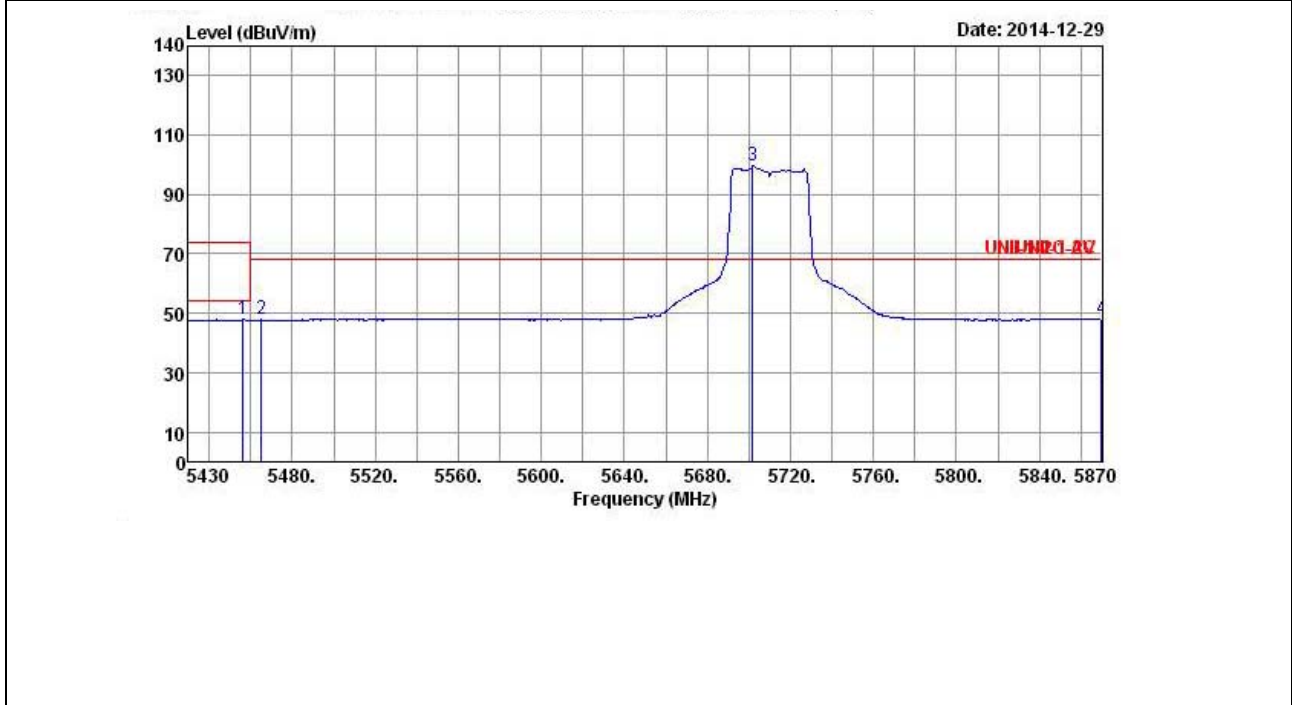
	Freq	Level	Over Limit	Limit Line	ReadAntenna Level	Cable Factor	Preamp Loss	Remark	A/Pos	T/Pos
	MHz	dBuV/m	dB	dBuV/m	dBuV	dB/m	dB		cm	deg
1	5441.440	60.85	-13.15	74.00	52.85	34.11	6.31	32.42 Peak	---	---
2	5468.720	60.89	-7.31	68.20	52.80	34.15	6.36	32.42 Peak	---	---
3 *	5707.200	112.54	44.34	68.20	104.26	34.24	6.48	32.44 Peak	---	---
4	5856.800	60.84	-7.36	68.20	52.46	34.27	6.56	32.45 Peak	---	---

Note 1: Item 3, 4 are the fundamental frequency at 5710 MHz
 Note 2: Emission level (dBUV/m) = 20 log Emission level (uV/m).
 Note 3: Corrected Reading: Antenna Factor + Cable Loss + Read Level - Preamp Factor = Level.
 Note 4: Measurement worst emissions of receive antenna polarization: H (Horizontal)



Band Edge and Fundamental Emissions

Operating Mode	802.11ac 40MHz/ Nss2 MCS0/ Ch.142/ Ant. 1+2+3+4	Polarization	H
-----------------------	---	---------------------	---



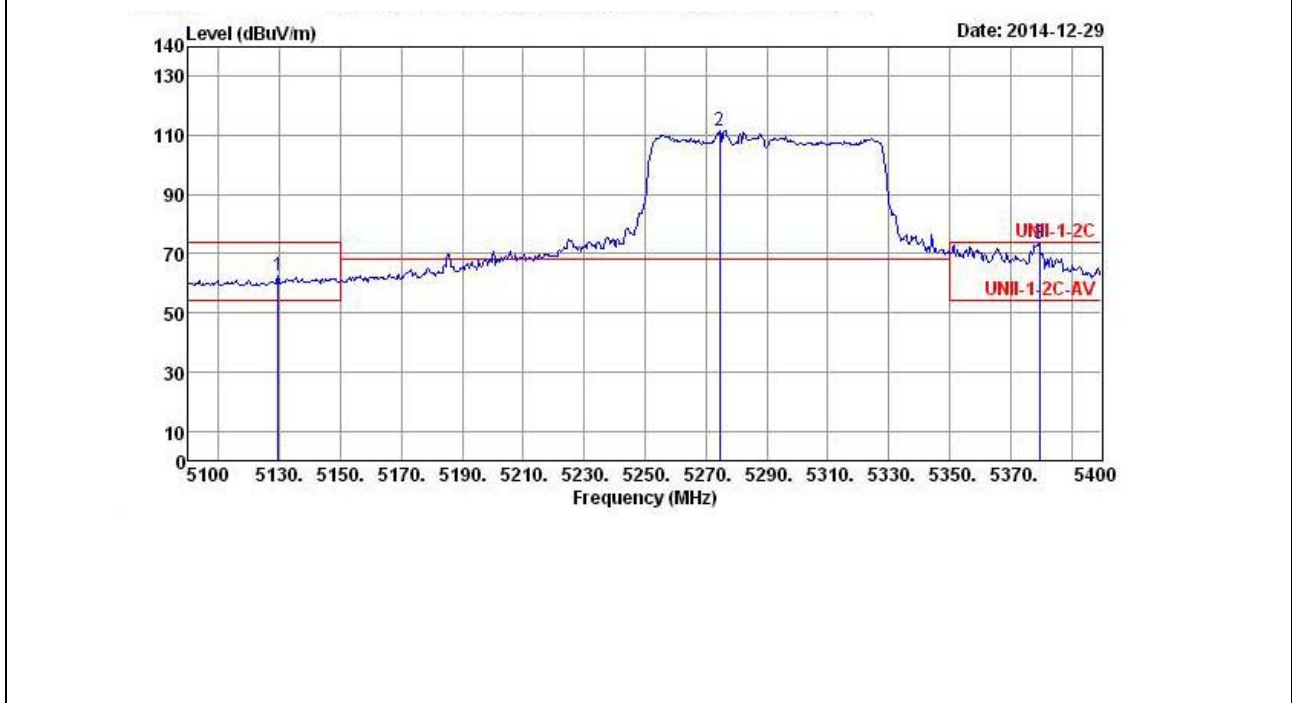
	Freq	Level	Over Limit	Limit Line	ReadAntenna Level	Antenna Factor	Cable Loss	Preamp Factor	Remark	A/Pos	T/Pos
	MHz	dBuV/m	dB	dBuV/m	dBuV	dB/m	dB	dB		cm	deg
1	5456.400	47.90	-6.10	54.00	39.88	34.13	6.31	32.42	Average	---	---
2	5465.200	47.84	-20.36	68.20	39.80	34.15	6.31	32.42	Average	---	---
3 *	5701.920	99.63	31.43	68.20	91.35	34.24	6.48	32.44	Average	---	---
4	5870.000	48.27	-19.93	68.20	39.89	34.27	6.56	32.45	Average	---	---

Note 1: Item 3, 4 are the fundamental frequency at 5710 MHz
 Note 2: Emission level (dBuV/m) = 20 log Emission level (uV/m).
 Note 3: Corrected Reading: Antenna Factor + Cable Loss + Read Level - Preamp Factor = Level.
 Note 4: Measurement worst emissions of receive antenna polarization: H (Horizontal)



Band Edge and Fundamental Emissions

Operating Mode	802.11ac 80MHz/ Nss2 MCS0/ Ch.58/ Ant. 1+2+3+4	Polarization	H
-----------------------	--	---------------------	---



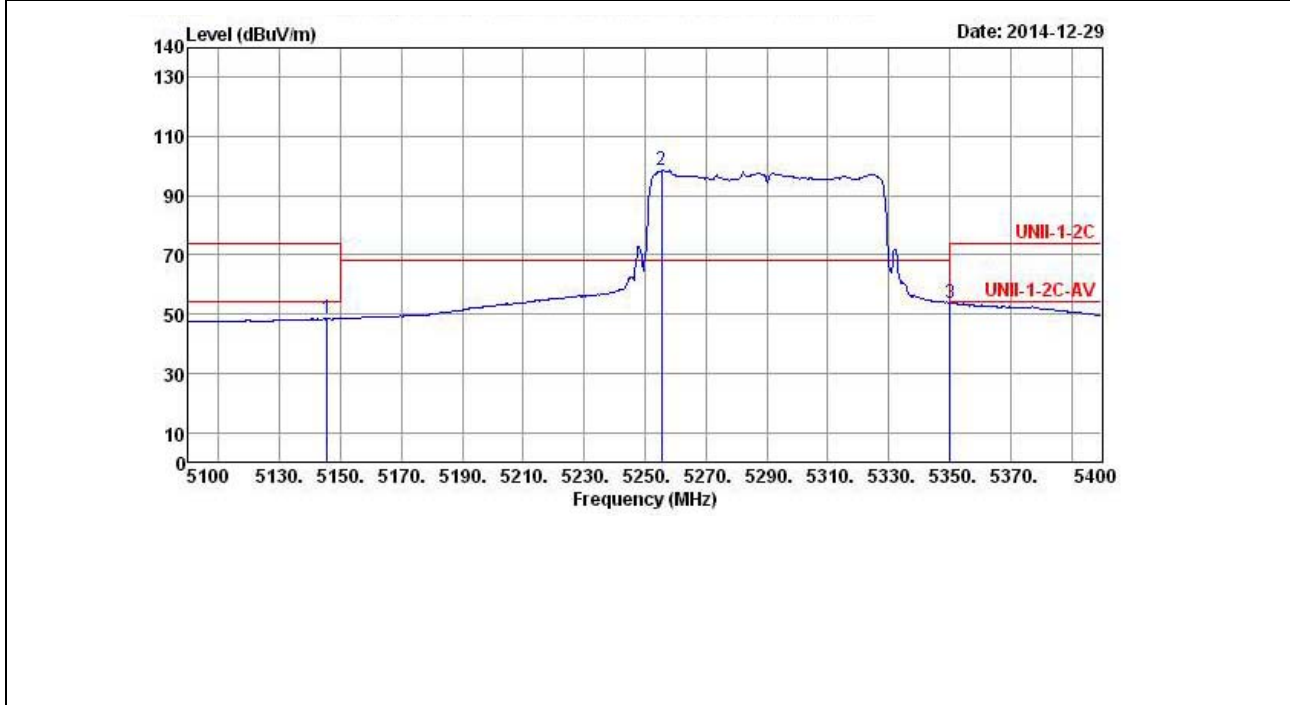
	Freq	Level	Over Limit	Limit Line	ReadAntenna Level	Antenna Factor	Cable Loss	Preamp Factor	Remark	A/Pos	T/Pos
	MHz	dBuV/m	dB	dBuV/m	dBuV	dB/m	dB	dB		cm	deg
1	5129.400	62.31	-11.69	74.00	55.14	33.69	5.91	32.43	Peak	---	---
2 *	5274.600	111.80	43.60	68.20	104.24	33.87	6.11	32.42	Peak	---	---
3	5379.600	73.26	-0.74	74.00	65.43	34.04	6.21	32.42	Peak	---	---

Note 1: Item 3, 4 are the fundamental frequency at 5290 MHz
 Note 2: Emission level (dBUV/m) = 20 log Emission level (uV/m).
 Note 3: Corrected Reading: Antenna Factor + Cable Loss + Read Level - Preamp Factor = Level.
 Note 4: Measurement worst emissions of receive antenna polarization: H (Horizontal)



Band Edge and Fundamental Emissions

Operating Mode	802.11ac 80MHz/ Nss2 MCS0/ Ch.58/ Ant. 1+2+3+4	Polarization	H
-----------------------	--	---------------------	---



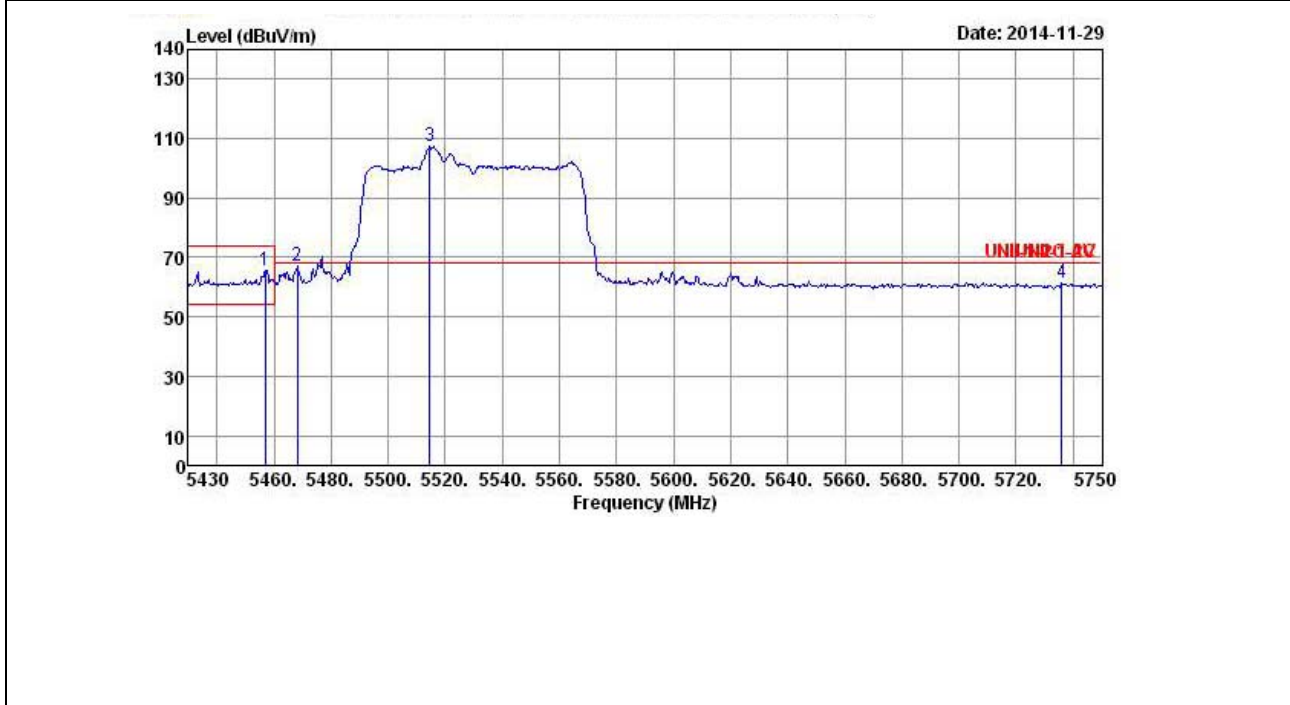
	Freq	Level	Over Limit	Limit Line	ReadAntenna Level	Antenna Factor	Cable Loss	Preamp Factor	Remark	A/Pos	T/Pos
	MHz	dBuV/m	dB	dBuV/m	dBuV	dB/m	dB	dB		cm	deg
1	5145.600	48.51	-5.49	54.00	41.32	33.71	5.91	32.43	Average	---	---
2 *	5255.400	98.50	30.30	68.20	91.01	33.85	6.06	32.42	Average	---	---
3	5350.200	53.86	-0.14	54.00	46.08	33.99	6.21	32.42	Average	---	---

Note 1: Item 3, 4 are the fundamental frequency at 5290 MHz
 Note 2: Emission level (dBuV/m) = 20 log Emission level (uV/m).
 Note 3: Corrected Reading: Antenna Factor + Cable Loss + Read Level - Preamp Factor = Level.
 Note 4: Measurement worst emissions of receive antenna polarization: H (Horizontal)



Band Edge and Fundamental Emissions

Operating Mode	802.11ac 80MHz / Nss2 MCS0/ Ch.106/ Ant. 1+2+3+4	Polarization	H
-----------------------	--	---------------------	---



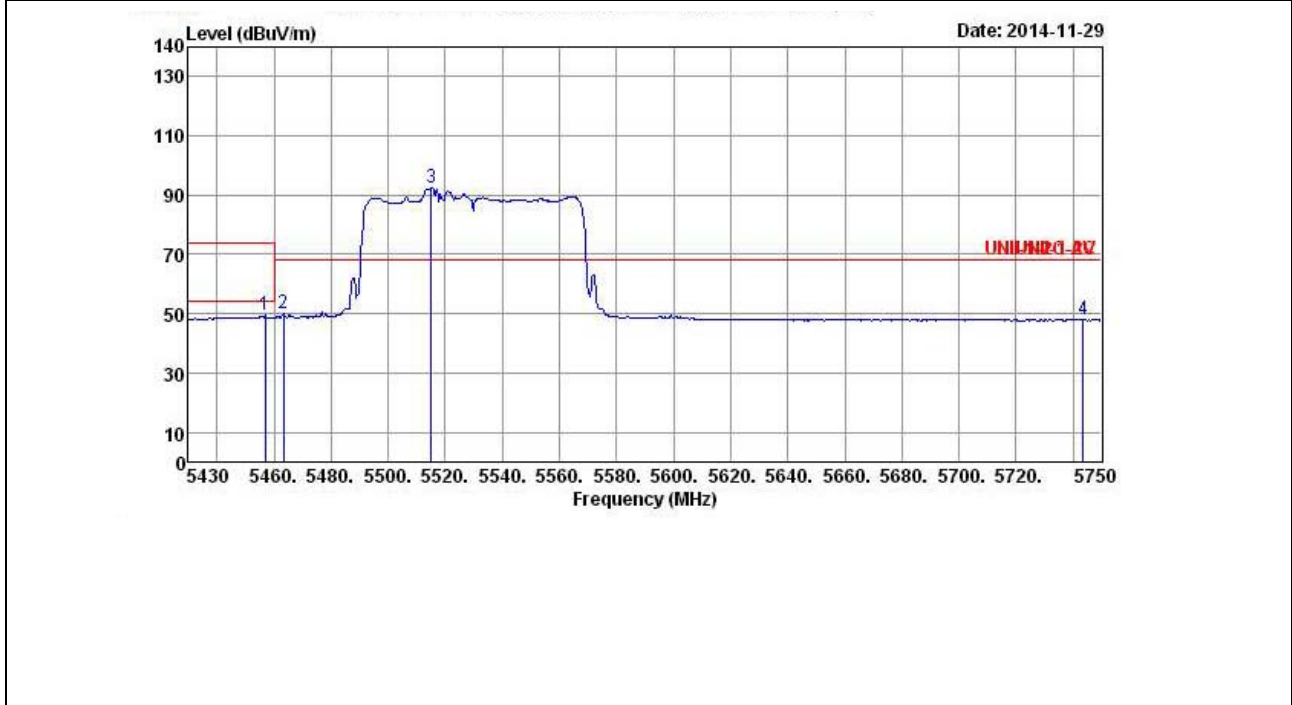
	Freq	Level	Over Limit	Limit Line	ReadAntenna Level	Antenna Factor	Cable Loss	Preamp Factor	Remark	A/Pos	T/Pos
	MHz	dBuV/m	dB	dBuV/m	dBuV	dB/m	dB	dB		cm	deg
1	5456.880	65.68	-8.32	74.00	57.66	34.13	6.31	32.42	Peak	---	---
2	5468.080	67.21	-0.99	68.20	59.12	34.15	6.36	32.42	Peak	---	---
3 *	5514.480	107.46	39.26	68.20	99.30	34.20	6.38	32.42	Peak	---	---
4	5735.920	61.39	-6.81	68.20	53.10	34.25	6.48	32.44	Peak	---	---

Note 1: Item 3, 4 are the fundamental frequency at 5530 MHz
 Note 2: Emission level (dBuV/m) = 20 log Emission level (uV/m).
 Note 3: Corrected Reading: Antenna Factor + Cable Loss + Read Level - Preamp Factor = Level.
 Note 4: Measurement worst emissions of receive antenna polarization: H (Horizontal)



Band Edge and Fundamental Emissions

Operating Mode	802.11ac 80MHz/ Nss2 MCS0/ Ch.106/ Ant. 1+2+3+4	Polarization	H
-----------------------	---	---------------------	---



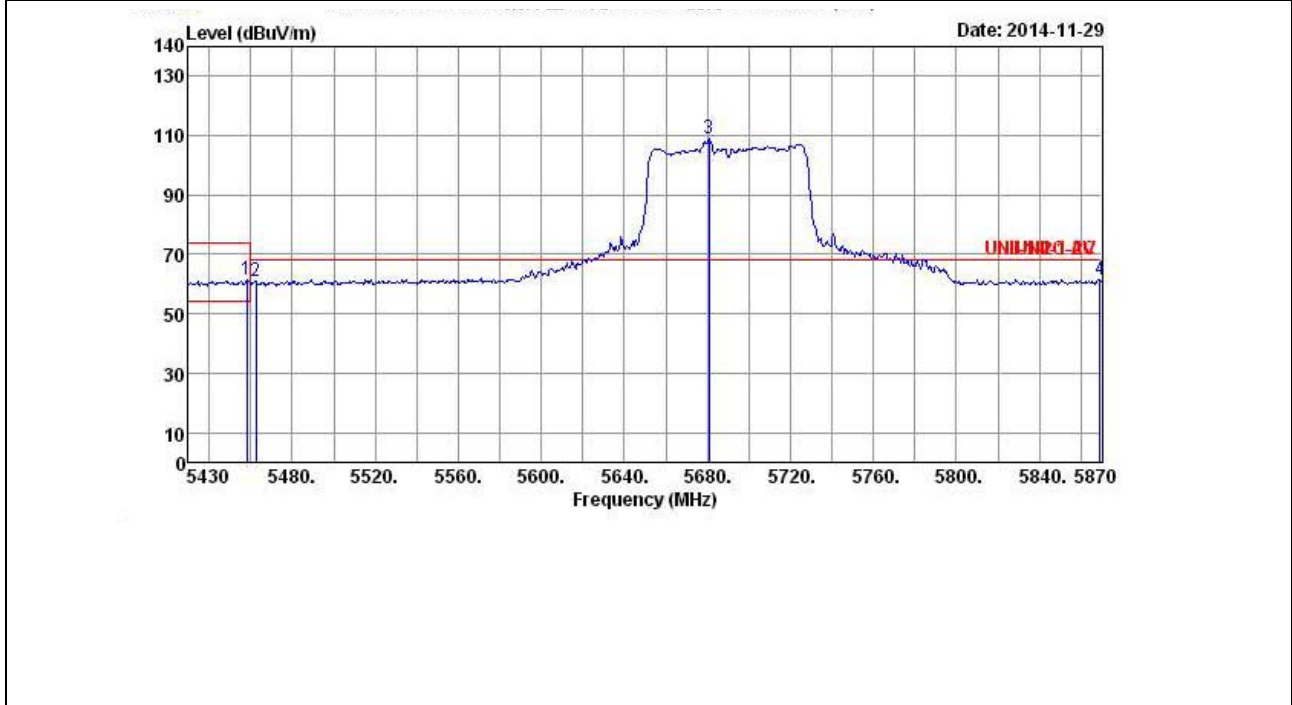
	Freq	Level	Over Limit	Limit Line	ReadAntenna Level	Antenna Factor	Cable Loss	Preamp Factor	Remark	A/Pos	T/Pos
	MHz	dBuV/m	dB	dBuV/m	dBuV	dB/m	dB	dB		cm	deg
1	5456.880	49.82	-4.18	54.00	41.80	34.13	6.31	32.42	Average	---	---
2	5463.280	50.09	-18.11	68.20	42.05	34.15	6.31	32.42	Average	---	---
3 *	5515.120	92.33	24.13	68.20	84.17	34.20	6.38	32.42	Average	---	---
4	5743.600	48.03	-20.17	68.20	39.72	34.25	6.50	32.44	Average	---	---

Note 1: Item 3, 4 are the fundamental frequency at 5530 MHz
 Note 2: Emission level (dBuV/m) = 20 log Emission level (uV/m).
 Note 3: Corrected Reading: Antenna Factor + Cable Loss + Read Level - Preamp Factor = Level.
 Note 4: Measurement worst emissions of receive antenna polarization: H (Horizontal)



Band Edge and Fundamental Emissions

Operating Mode	802.11ac 80MHz / Nss2 MCS0/ Ch.138/ Ant. 1+2+3+4	Polarization	H
-----------------------	--	---------------------	---



	Freq	Level	Over Limit	Limit Line	ReadAntenna Level	Antenna Factor	Cable Loss	Preamp Factor	Remark	A/Pos	T/Pos
	MHz	dBuV/m	dB	dBuV/m	dBuV	dB/m	dB	dB		cm	deg
1	5458.160	61.31	-12.69	74.00	53.29	34.13	6.31	32.42	Peak	---	---
2	5462.560	61.01	-7.19	68.20	52.97	34.15	6.31	32.42	Peak	---	---
3 *	5680.800	108.80	40.60	68.20	100.54	34.23	6.46	32.43	Peak	---	---
4	5869.120	61.70	-6.50	68.20	53.32	34.27	6.56	32.45	Peak	---	---

Note 1: Item 3, 4 are the fundamental frequency at 5690 MHz
 Note 2: Emission level (dBUV/m) = 20 log Emission level (uV/m).
 Note 3: Corrected Reading: Antenna Factor + Cable Loss + Read Level - Preamp Factor = Level.
 Note 4: Measurement worst emissions of receive antenna polarization: H (Horizontal)



Band Edge and Fundamental Emissions

Operating Mode	802.11ac 80MHz/ Nss2 MCS0/ Ch.138/ Ant. 1+2+3+4	Polarization	H
-----------------------	---	---------------------	---

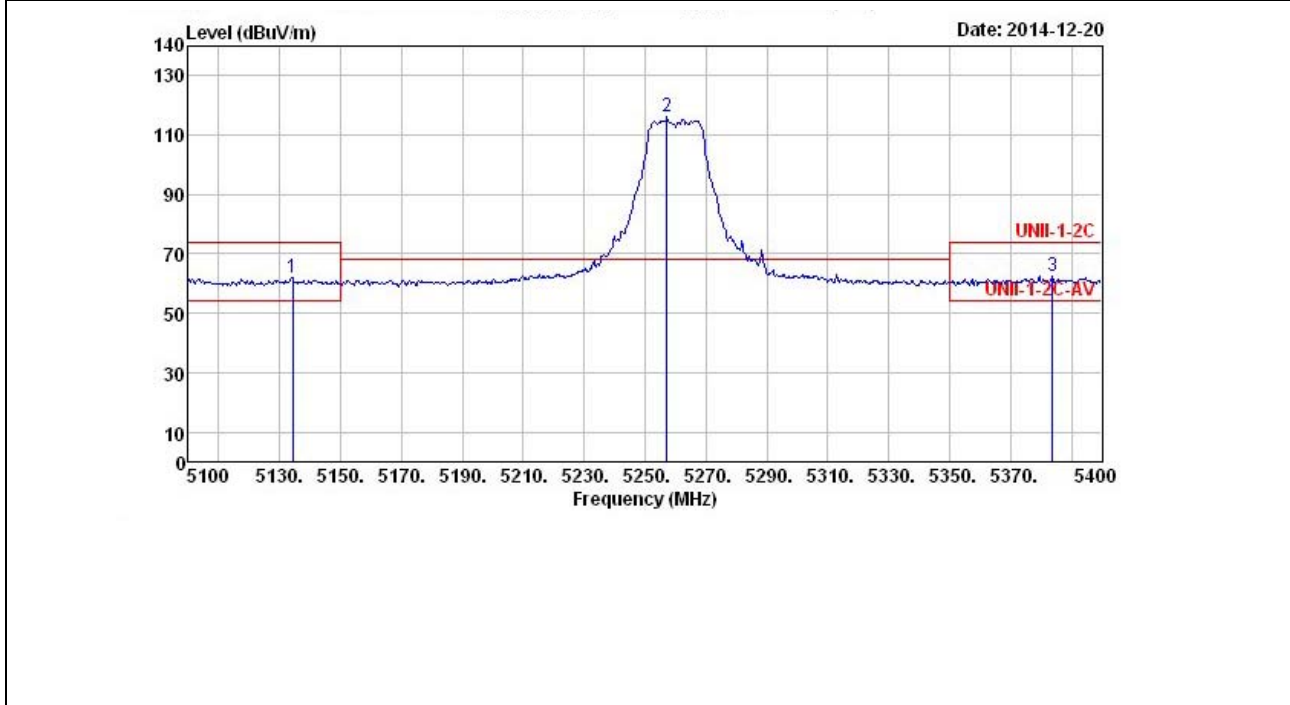


	Freq	Level	Over Limit	Limit Line	ReadAntenna Level	Antenna Factor	Cable Loss	Preamp Factor	Remark	A/Pos	T/Pos
	MHz	dBUV/m	dB	dBUV/m	dBuV	dB/m	dB	dB		cm	deg
1	5444.080	47.97	-6.03	54.00	39.97	34.11	6.31	32.42	Average	---	---
2	5463.440	47.95	-20.25	68.20	39.91	34.15	6.31	32.42	Average	---	---
3 *	5722.160	95.38	27.18	68.20	87.10	34.24	6.48	32.44	Average	---	---
4	5850.640	48.27	-19.93	68.20	39.91	34.27	6.54	32.45	Average	---	---

Note 1: Item 3, 4 are the fundamental frequency at 5690 MHz
 Note 2: Emission level (dBUV/m) = 20 log Emission level (uV/m).
 Note 3: Corrected Reading: Antenna Factor + Cable Loss + Read Level - Preamp Factor = Level.
 Note 4: Measurement worst emissions of receive antenna polarization: H (Horizontal)

Band Edge and Fundamental Emissions

Operating Mode	802.11ac 20MHz/ Nss3 MCS0/ Ch.52/ Ant. 1+2+3+4	Polarization	H
-----------------------	--	---------------------	---



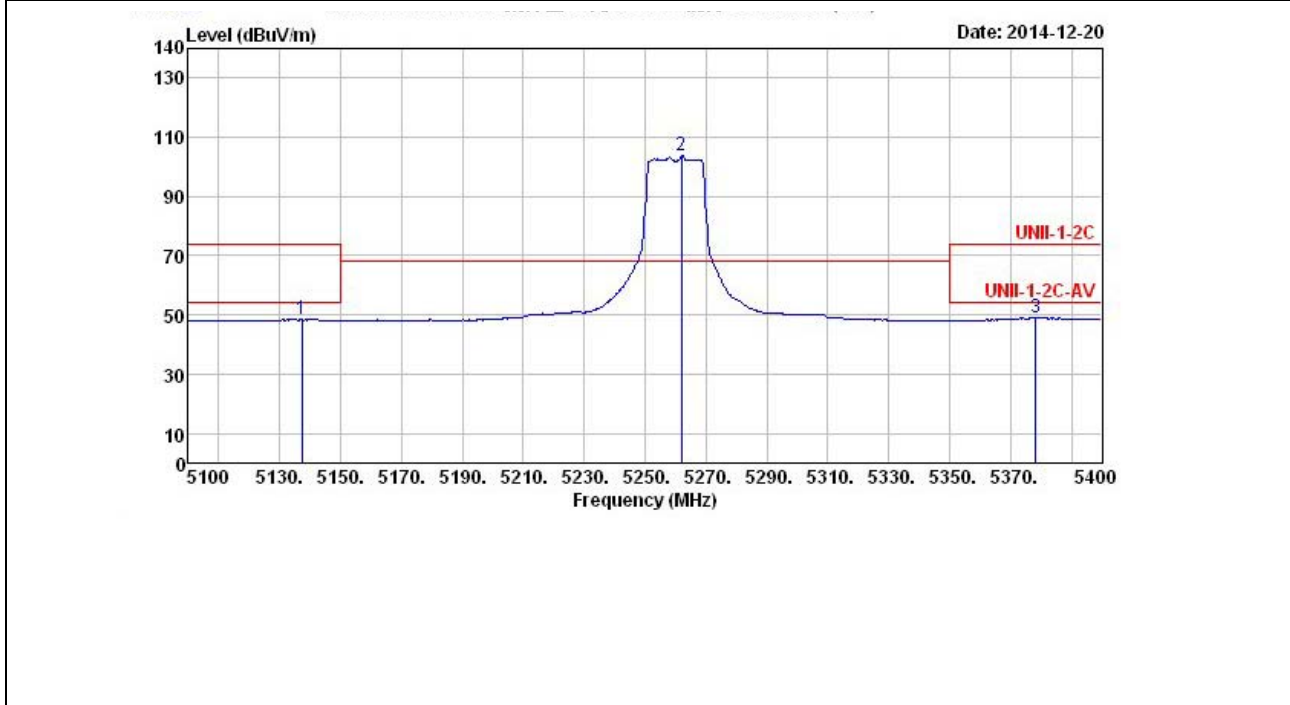
	Freq	Level	Over Limit	Limit Line	ReadAntenna Level	Antenna Factor	Cable Loss	Preamp Factor	Remark	A/Pos	T/Pos
	MHz	dBuV/m	dB	dBuV/m	dBuV	dB/m	dB	dB		cm	deg
1	5134.200	62.03	-11.97	74.00	54.86	33.69	5.91	32.43	Peak	---	---
2 *	5257.200	116.34	48.14	68.20	108.85	33.85	6.06	32.42	Peak	---	---
3	5383.800	62.63	-11.37	74.00	54.80	34.04	6.21	32.42	Peak	---	---

Note 1: Item 3, 4 are the fundamental frequency at 5260 MHz
 Note 2: Emission level (dBuV/m) = 20 log Emission level (uV/m).
 Note 3: Corrected Reading: Antenna Factor + Cable Loss + Read Level - Preamp Factor = Level.
 Note 4: Measurement worst emissions of receive antenna polarization: H (Horizontal)



Band Edge and Fundamental Emissions

Operating Mode	802.11ac 20MHz/ Nss3 MCS0/ Ch.52/ Ant. 1+2+3+4	Polarization	H
-----------------------	--	---------------------	---



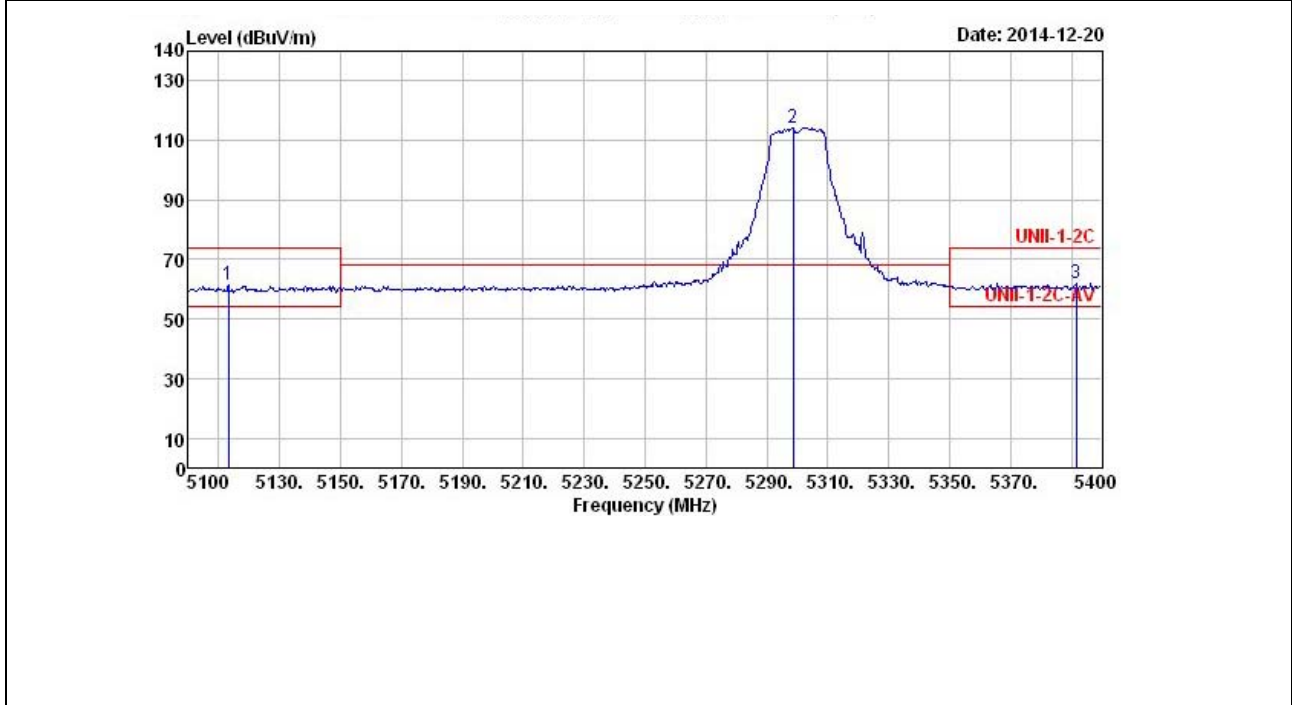
	Freq	Level	Over Limit	Limit Line	ReadAntenna Level	Antenna Factor	Cable Loss	Preamp Factor	Remark	A/Pos	T/Pos
	MHz	dBuV/m	dB	dBuV/m	dBuV	dB/m	dB	dB		cm	deg
1	5137.200	48.60	-5.40	54.00	41.43	33.69	5.91	32.43	Average	---	---
2 *	5262.000	103.90	35.70	68.20	96.39	33.87	6.06	32.42	Average	---	---
3	5378.400	48.98	-5.02	54.00	41.15	34.04	6.21	32.42	Average	---	---

Note 1: Item 3, 4 are the fundamental frequency at 5260 MHz
 Note 2: Emission level (dBuV/m) = 20 log Emission level (uV/m).
 Note 3: Corrected Reading: Antenna Factor + Cable Loss + Read Level - Preamp Factor = Level.
 Note 4: Measurement worst emissions of receive antenna polarization: H (Horizontal)



Band Edge and Fundamental Emissions

Operating Mode	802.11ac 20MHz/ Nss3 MCS0/ Ch.60/ Ant. 1+2+3+4	Polarization	H
-----------------------	--	---------------------	---



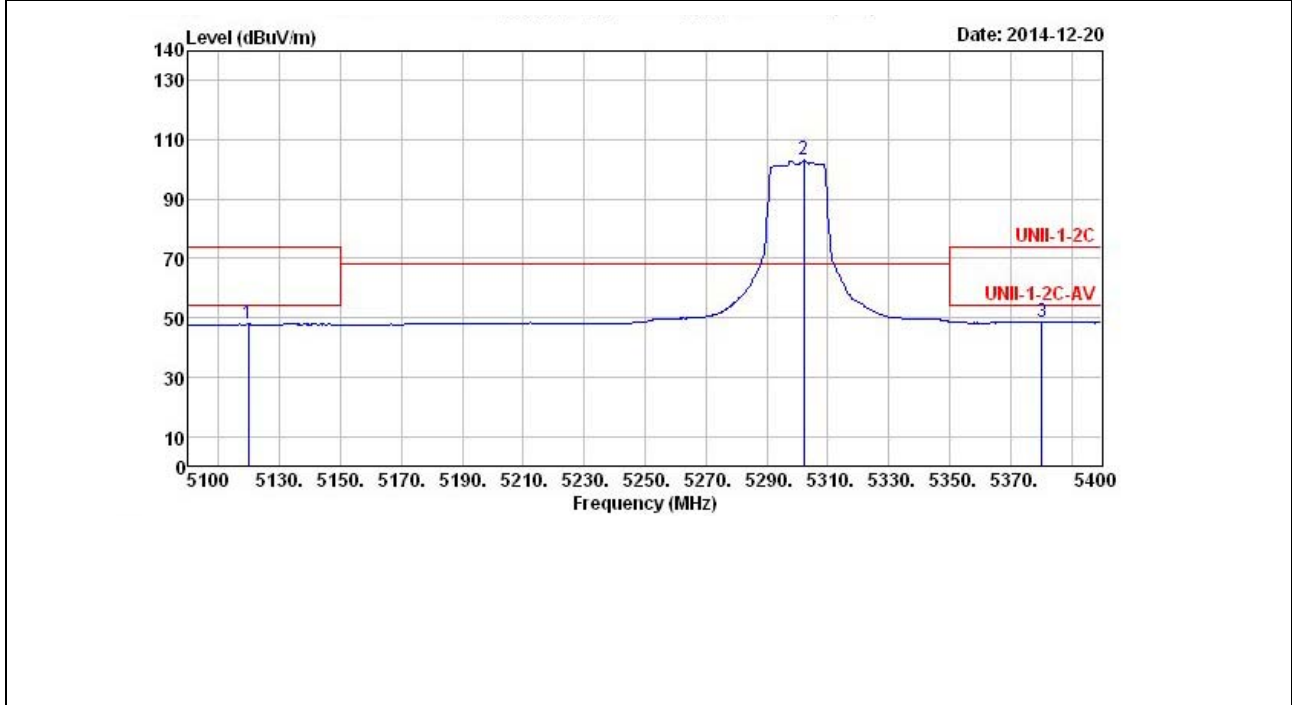
	Freq	Level	Over Limit	Limit Line	ReadAntenna Level	Antenna Factor	Cable Loss	Preamp Factor	Remark	A/Pos	T/Pos
	MHz	dBUV/m	dB	dBUV/m	dBuV	dB/m	dB	dB		cm	deg
1	5113.200	61.70	-12.30	74.00	54.61	33.66	5.86	32.43	Peak	---	---
2 *	5298.600	114.37	46.17	68.20	106.76	33.92	6.11	32.42	Peak	---	---
3	5391.600	62.13	-11.87	74.00	54.25	34.04	6.26	32.42	Peak	---	---

Note 1: Item 3, 4 are the fundamental frequency at 5300 MHz
 Note 2: Emission level (dBUV/m) = 20 log Emission level (uV/m).
 Note 3: Corrected Reading: Antenna Factor + Cable Loss + Read Level - Preamp Factor = Level.
 Note 4: Measurement worst emissions of receive antenna polarization: H (Horizontal)



Band Edge and Fundamental Emissions

Operating Mode	802.11ac 20MHz/ Nss3 MCS0/ Ch.60/ Ant. 1+2+3+4	Polarization	H
-----------------------	--	---------------------	---



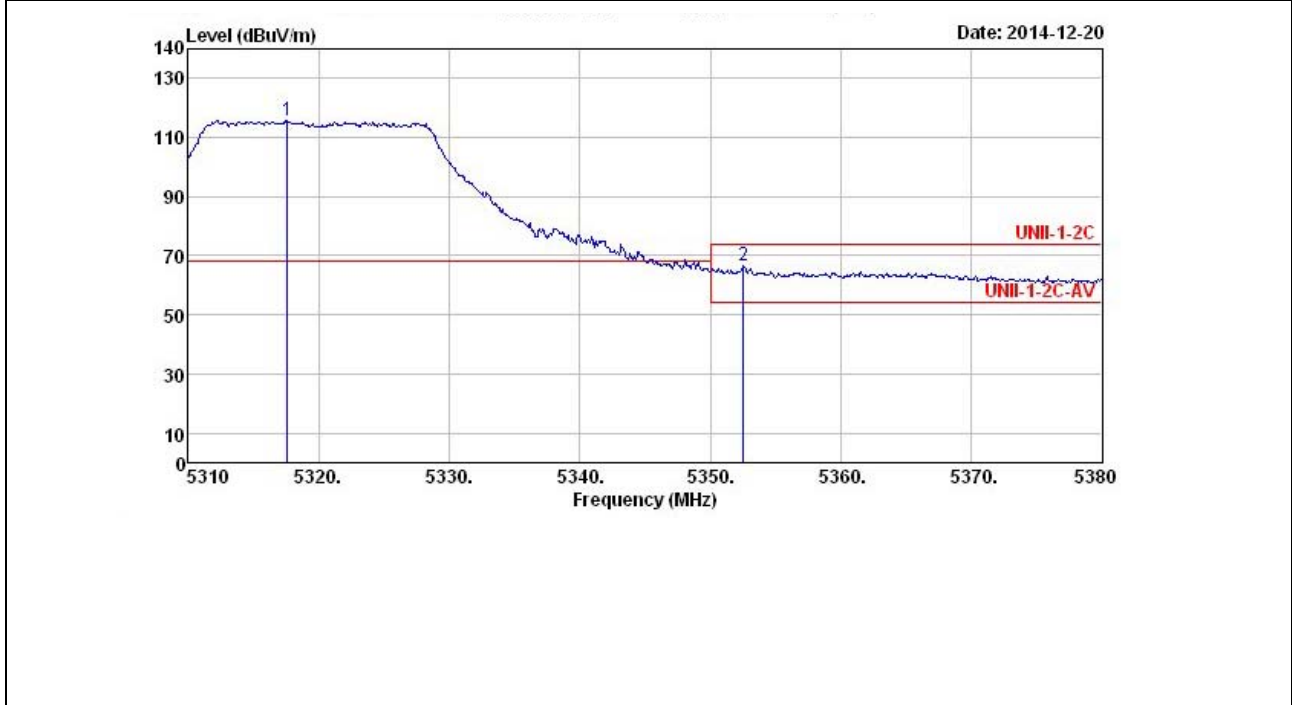
	Freq	Level	Over Limit	Limit Line	ReadAntenna Level	Antenna Factor	Cable Loss	Preamp Factor	Remark	A/Pos	T/Pos
	MHz	dBuV/m	dB	dBuV/m	dBuV	dB/m	dB	dB		cm	deg
1	5119.800	48.10	-5.90	54.00	40.96	33.66	5.91	32.43	Average	---	---
2 *	5302.200	103.40	35.20	68.20	95.79	33.92	6.11	32.42	Average	---	---
3	5380.200	48.82	-5.18	54.00	40.99	34.04	6.21	32.42	Average	---	---

Note 1: Item 3, 4 are the fundamental frequency at 5300 MHz
 Note 2: Emission level (dBuV/m) = 20 log Emission level (uV/m).
 Note 3: Corrected Reading: Antenna Factor + Cable Loss + Read Level - Preamp Factor = Level.
 Note 4: Measurement worst emissions of receive antenna polarization: H (Horizontal)



Band Edge and Fundamental Emissions

Operating Mode	802.11ac 20MHz/ Nss3 MCS0/ Ch.64/ Ant. 1+2+3+4	Polarization	H
-----------------------	--	---------------------	---



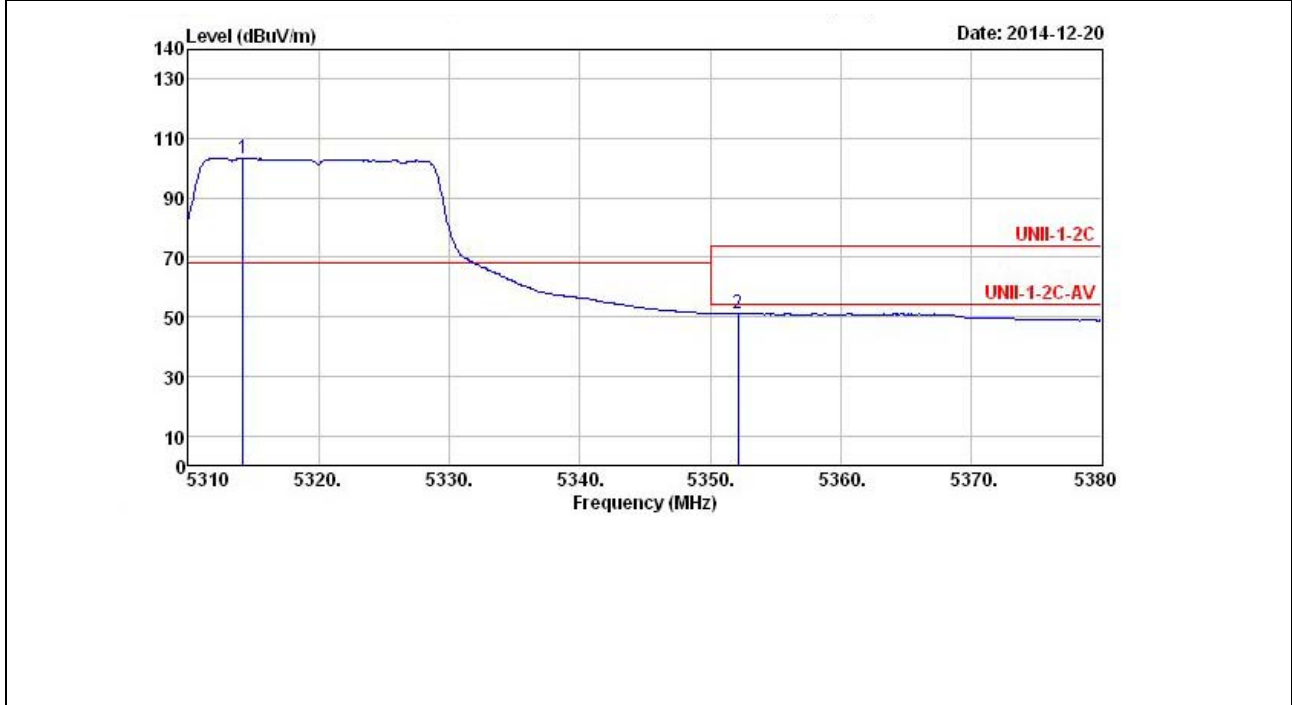
Item	Freq MHz	Level dBUV/m	Over Limit dB	Limit Line dBUV/m	ReadAntenna Level dBUV	Antenna Factor dB/m	Cable Loss dB	Preamp Factor dB	Remark	A/Pos cm	T/Pos deg
1 *	5317.560	115.59	47.39	68.20	107.91	33.94	6.16	32.42	Peak	---	---
2	5352.560	66.65	-7.35	74.00	58.87	33.99	6.21	32.42	Peak	---	---

Note 1: Item 3, 4 are the fundamental frequency at 5320 MHz
 Note 2: Emission level (dBUV/m) = 20 log Emission level (uV/m).
 Note 3: Corrected Reading: Antenna Factor + Cable Loss + Read Level - Preamp Factor = Level.
 Note 4: Measurement worst emissions of receive antenna polarization: H (Horizontal)



Band Edge and Fundamental Emissions

Operating Mode	802.11ac 20MHz/ Nss3 MCS0/ Ch.64/ Ant. 1+2+3+4	Polarization	H
-----------------------	--	---------------------	---



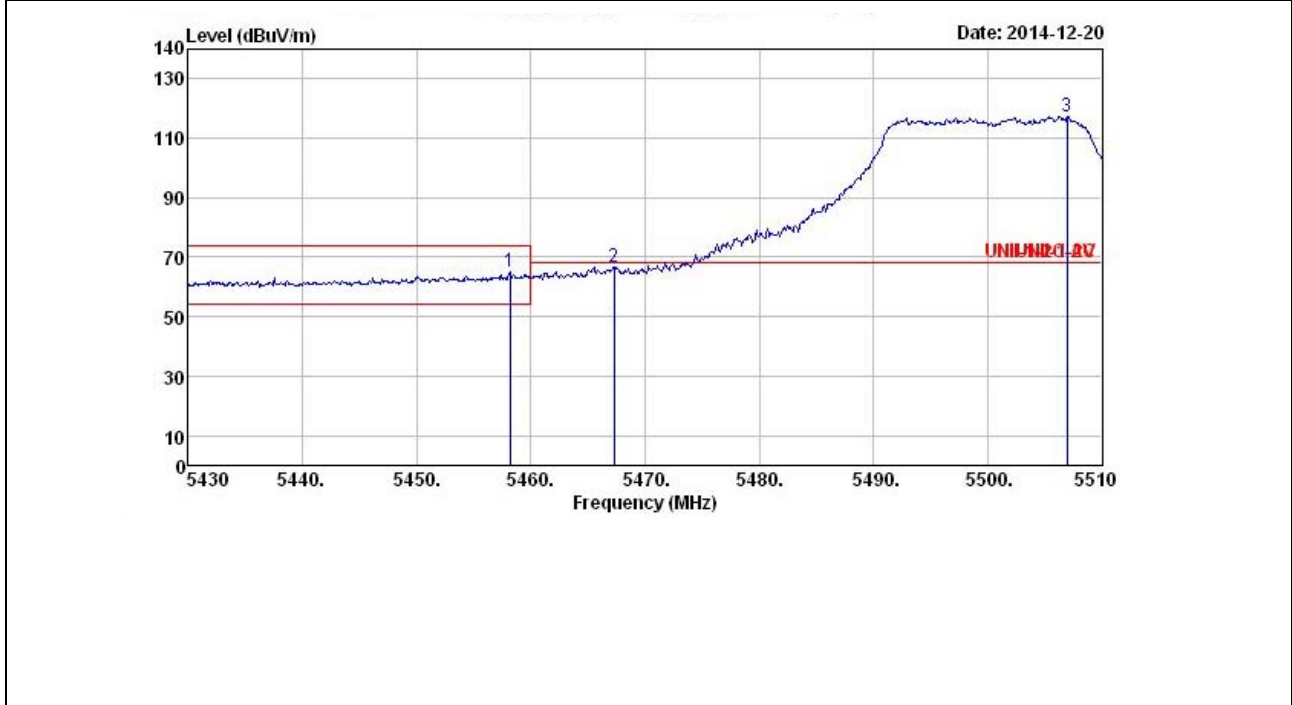
	Freq	Level	Over Limit	Limit Line	ReadAntenna Level	Antenna Factor	Cable Loss	Preamp Factor	Remark	A/Pos	T/Pos
	MHz	dBuV/m	dB	dBuV/m	dBuV	dB/m	dB	dB		cm	deg
1 *	5314.200	103.47	35.27	68.20	95.79	33.94	6.16	32.42	Average	---	---
2	5352.140	51.31	-2.69	54.00	43.53	33.99	6.21	32.42	Average	---	---

Note 1: Item 3, 4 are the fundamental frequency at 5320 MHz
 Note 2: Emission level (dBUV/m) = 20 log Emission level (uV/m).
 Note 3: Corrected Reading: Antenna Factor + Cable Loss + Read Level - Preamp Factor = Level.
 Note 4: Measurement worst emissions of receive antenna polarization: H (Horizontal)



Band Edge and Fundamental Emissions

Operating Mode	802.11ac 20MHz/ Nss3 MCS0/ Ch.100/ Ant. 1+2+3+4	Polarization	H
-----------------------	---	---------------------	---



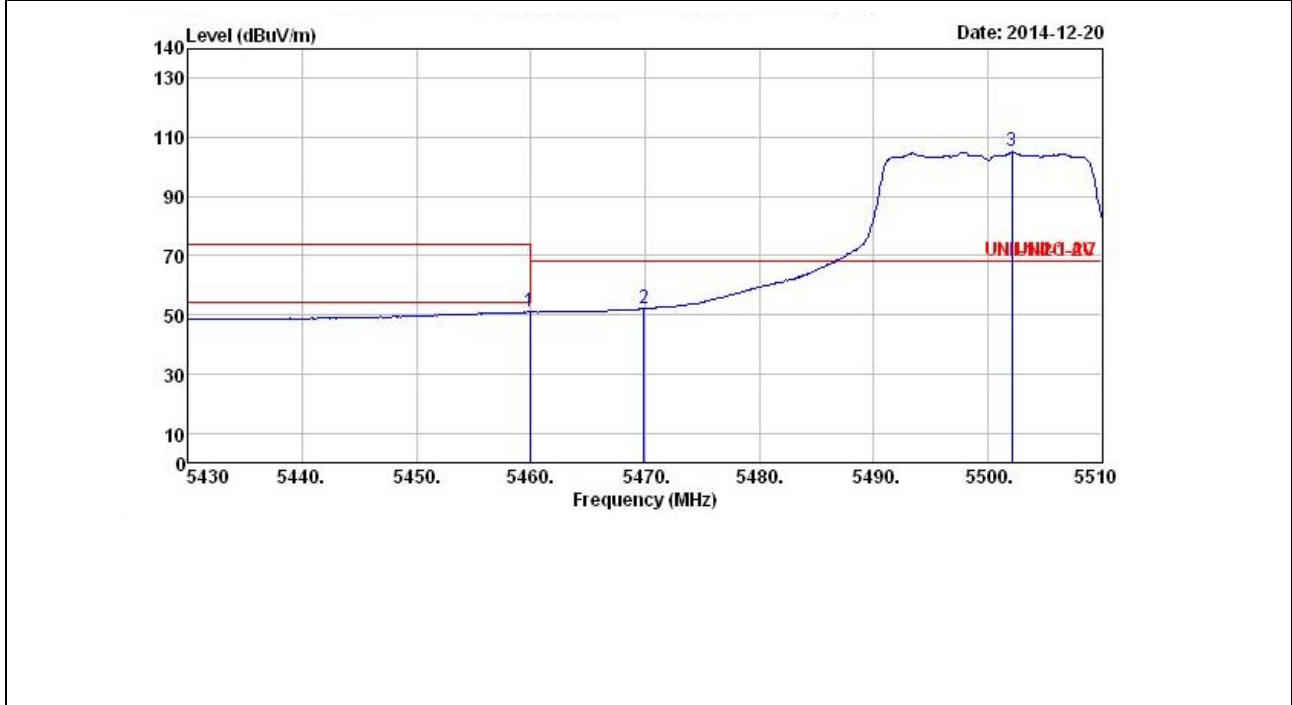
	Freq	Level	Over Limit	Limit Line	ReadAntenna Level	Antenna Factor	Cable Loss	Preamp Factor	Remark	A/Pos	T/Pos
	MHz	dBuV/m	dB	dBuV/m	dBuV	dB/m	dB	dB		cm	deg
1	5458.160	65.25	-8.75	74.00	57.23	34.13	6.31	32.42	Peak	---	---
2	5467.280	66.89	-1.31	68.20	58.80	34.15	6.36	32.42	Peak	---	---
3 *	5506.960	117.22	49.02	68.20	109.06	34.20	6.38	32.42	Peak	---	---

Note 1: Item 3, 4 are the fundamental frequency at 5500 MHz
 Note 2: Emission level (dBuV/m) = 20 log Emission level (uV/m).
 Note 3: Corrected Reading: Antenna Factor + Cable Loss + Read Level - Preamp Factor = Level.
 Note 4: Measurement worst emissions of receive antenna polarization: H (Horizontal)



Band Edge and Fundamental Emissions

Operating Mode	802.11ac 20MHz/ Nss3 MCS0/ Ch.100/ Ant. 1+2+3+4	Polarization	H
-----------------------	---	---------------------	---



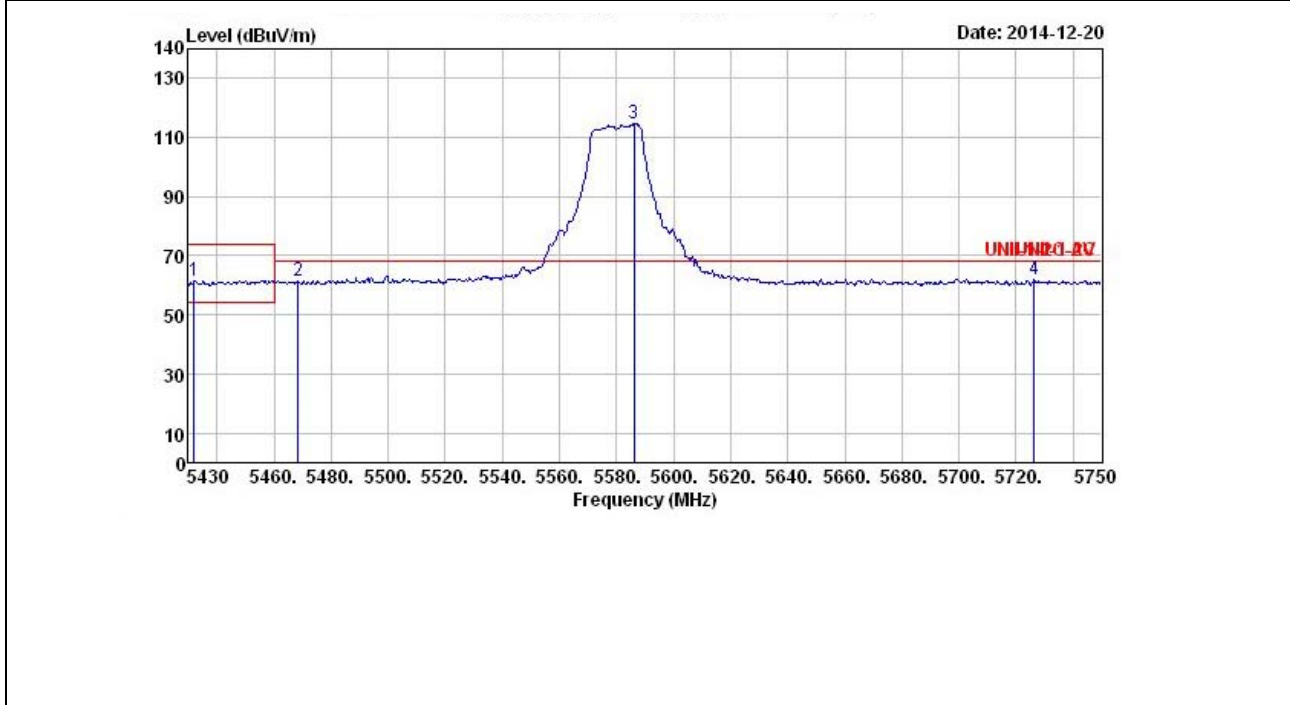
	Freq	Level	Over Limit	Limit Line	ReadAntenna Level	Antenna Factor	Cable Loss	Preamp Factor	Remark	A/Pos	T/Pos
	MHz	dBuV/m	dB	dBuV/m	dBuV	dB/m	dB	dB		cm	deg
1	5459.920	51.08	-2.92	54.00	43.06	34.13	6.31	32.42	Average	---	---
2	5469.920	52.08	-16.12	68.20	43.99	34.15	6.36	32.42	Average	---	---
3 *	5502.160	105.16	36.96	68.20	97.02	34.20	6.36	32.42	Average	---	---

Note 1: Item 3, 4 are the fundamental frequency at 5500 MHz
 Note 2: Emission level (dBuV/m) = 20 log Emission level (uV/m).
 Note 3: Corrected Reading: Antenna Factor + Cable Loss + Read Level - Preamp Factor = Level.
 Note 4: Measurement worst emissions of receive antenna polarization: H (Horizontal)



Band Edge and Fundamental Emissions

Operating Mode	802.11ac 20MHz/ Nss3 MCS0/ Ch.116/ Ant. 1+2+3+4	Polarization	H
-----------------------	---	---------------------	---



	Freq	Level	Over Limit	Limit Line	ReadAntenna Level	Antenna Factor	Cable Loss	Preamp Factor	Remark	A/Pos	T/Pos
	MHz	dBuV/m	dB	dBuV/m	dBuV	dB/m	dB	dB		cm	deg
1	5431.920	61.69	-12.31	74.00	53.69	34.11	6.31	32.42	Peak	---	---
2	5468.400	61.33	-6.87	68.20	53.24	34.15	6.36	32.42	Peak	---	---
3 *	5586.160	114.94	46.74	68.20	106.73	34.22	6.42	32.43	Peak	---	---
4	5726.320	61.80	-6.40	68.20	53.52	34.24	6.48	32.44	Peak	---	---

Note 1: Item 3, 4 are the fundamental frequency at 5580 MHz
 Note 2: Emission level (dBuV/m) = 20 log Emission level (uV/m).
 Note 3: Corrected Reading: Antenna Factor + Cable Loss + Read Level - Preamp Factor = Level.
 Note 4: Measurement worst emissions of receive antenna polarization: H (Horizontal)