



BABY MONITOR WITH NIGHT LIGHT



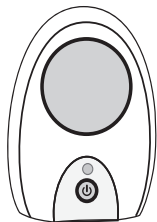
User's Manual
Item: GRCOM-101



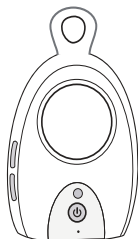
Introduction

Thank you for purchasing the Graco Baby Monitors with Night Light, item GRCOM-101. Designed with belt clips, these compact and portable audio monitors will help busy parents/guardians always keep surveillance on their baby. Please read this manual carefully before setting up and using the digital audio monitors. And for future reference, these keep this manual in a secure location.

Package Contents



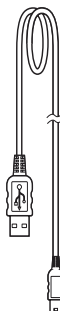
1 Baby Monitor



1 Parent Monitor



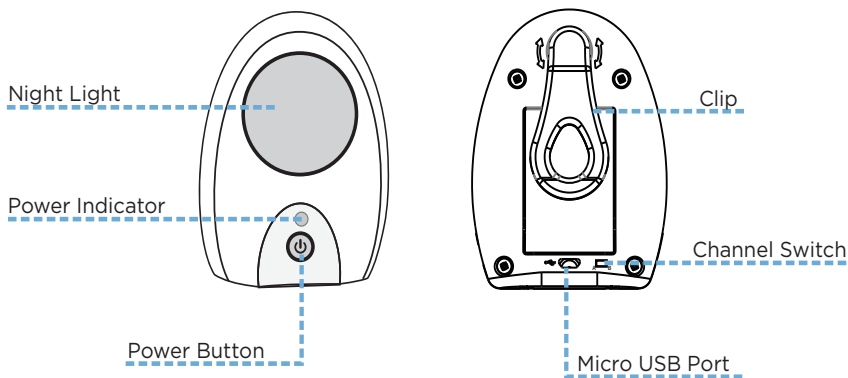
1 AC Adapter



2 Micro USB
Charging Cables

WARNING: Keep all contents out of reach from children and infants as this may lead to choking or strangulation.

Using the Baby Audio Monitor

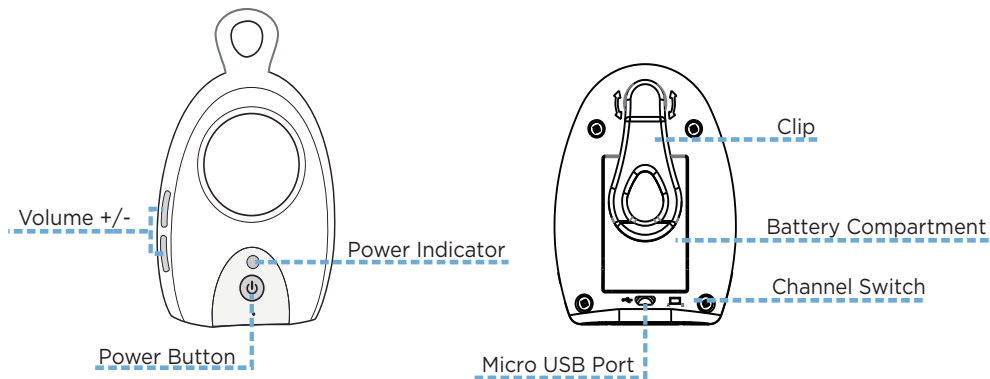


Powering ON: Using the included USB cable, connect the USB end into the included wall adapter and the Micro USB end into the audio monitor's Micro USB port. The Power Indicator will illuminate green indicating the power is ON.

Power: Press and hold the Power button for two seconds to turn the monitor on. Move the Channel switch on the back to the A or B position to match the Parent Monitor.

Press the button three times to turn the night light ON/OFF.

Using the Parent Audio Monitor

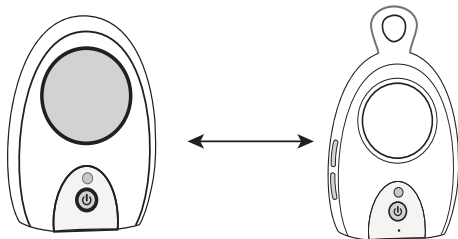


Power on: Using the included Micro USB cable, connect the USB end into the wall adapter and the Micro USB end into the monitor.

An alternate version to Power the Parent Monitor is by inserting three AAA batteries into the battery compartment.

Power: Press and hold the Power button for two seconds to turn the monitor ON/ OFF. Move the Channel switch on the back to the A or B position to match the Baby Monitor.

Other Functions for Parent Audio Monitor



Distance: When the audio monitors are out of range from one another, the Parent Monitor will beep every 30 seconds. The Power Indicator on the Parent Monitor will flash red and green.

FCC Statement

Changes or modifications not expressly approved by the party responsible for compliance could void the user's authority to operate the equipment.

This device complies with Part 15 of the FCC Rules. Operation is subject to the following two conditions: (1) this device may not cause harmful interference, and (2) this device must accept any interference received, including interference that may cause undesired operation.

This equipment has been tested and found to comply with the limits for a Class B digital device, pursuant to Part 15 of the FCC Rules. These limits are designed to provide reasonable protection against harmful interference in a residential installation. This equipment generates, uses and can radiate radio frequency energy and, if not installed and used in accordance with the instructions, may cause harmful interference to radio communications. However, there is no guarantee that interference will not occur in a particular installation.

If this equipment does cause harmful interference to radio or television reception, which can be determined by turning the equipment off and on, the user is encouraged to try to correct the interference by one or more of the following measures:

- Reorient or relocate the receiving antenna.
- Increase the separation between the equipment and receiver.
- Connect the equipment into an outlet on a circuit different from that to which the receiver is connected.
- Consult the dealer or an experienced radio/TV technician for help.

Sakar One Year Warranty

This warranty covers the original consumer purchaser only and is not transferable.

This warranty covers products that fail to function properly UNDER NORMAL USAGE, due to defects in material or workmanship. Your product will be repaired or replaced at no charge for parts or labor for a period of one year.

What Is Not Covered by Warranty

Damages or malfunctions not resulting from defects in material or workmanship and damages or malfunctions from other than normal use, including but limited to, repair by unauthorized parties, tampering, modification or accident.

To Obtain Warranty Service and Troubleshooting Information:

Call 1-877-397-8200 or visit our website at www.sakar.com.

To receive Warranty service along with the name and address of an authorized product service center, the original consumer purchaser must contact us for problem determination and service procedures. Proof of purchase in the form of a bill of sale or receipted invoice, evidencing that the product is within the applicable Warranty period(s), MUST be presented in order to obtain the requested service. It is your responsibility to properly package and send any defective products along with a dated copy of proof of purchase, a written explanation of the problem, and a valid return address to the authorized service center at your expense. Do not include any other items or accessories with the defective product. Any products received by the authorized service center that are not covered by warranty will be returned unrepared.



© 2020 Sakar International
195 Carter Drive
Edison, NJ 08817
Support: 800 592 9541
www.vivitar.com