

TEST SETUP PHOTOGRAPHS



Figure 1. FM Direct Adapter Set-up – Test Configuration #1



Figure 2. FM Direct Adapter Set-up – Test Configuration #1


	Sirius XM FCC ID: RS2XPVD1	Model: XPVD1
Test Set-Up Photos	EUT Type: PowerConnect XMp3i Vehicle Dock	Page 1 of 5



Figure 3. FM Direct Adapter Set-up – Test Configuration #1



Figure 4. Cassette Set-up – Test Configuration #2


	Sirius XM FCC ID: RS2XPVD1	Model: XPVD1
Test Set-Up Photos	EUT Type: PowerConnect XMP3i Vehicle Dock	Page 2 of 5



Figure 5. Cassette Set-up – Test Configuration #2



Figure 6. Cassette Set-up – Test Configuration #2


	<p>Sirius XM FCC ID: RS2XPVD1</p>	<p>Model: XPVD1</p>
<p>Test Set-Up Photos</p>	<p>EUT Type: PowerConnect XMp3i Vehicle Dock</p>	<p>Page 3 of 5</p>



Figure 7. Ear bud Set-up – Test Configuration #3



Figure 8. Ear bud Set-up – Test Configuration #3



	Sirius XM FCC ID: RS2XPVD1	Model: XPVD1
Test Set-Up Photos	EUT Type: PowerConnect Xmp3i Vehicle Dock	Page 4 of 5



Figure 9. Ear bud Set-up – Test Configuration #3

	Sirius XM FCC ID: RS2XPVD1	Model: XPVD1
Test Set-Up Photos	EUT Type: PowerConnect XMp3i Vehicle Dock	Page 5 of 5