

Test Setup Photographs

XM2go

Model # : X2G-100



Photo 1 : Car Cradle with XM Antenna ONLY






Photo 2 : Car Cradle with XM Antenna ONLY



**Photo 3 : Portable Mode using XM Headphone Antenna
(with USB cable attached)**



**Photo 4 : Portable Mode using XM Headphone Antenna
(with USB cable attached)**




**Photo 5 : Portable Mode using Earbuds
(with USB cable attached)**



**Photo 6 : Portable Mode using Earbuds
(with USB cable attached)**



Photo 7 : XM Sure-Connect Accessory attached to FM Aerial Antenna



**Photo 8 : Car Cradle using Sure-Connect Accessory
(using FM aerial on ground plane)**



**Photo 9 : Car Cradle using FM Direct Adapter
(and FM aerial antenna attached to ground plane)**



**Photo 10 : Car Cradle using FM Direct Adapter
(and FM aerial antenna attached to ground plane)**




Photo 11 : Home Cradle



Photo 12 : Conducted Emissions

IN VEHICLE TEST PHOTOS



Photo 13 & 14 : Toyota Camry



Photo 15 & 16 : Nissan Maxima



Photo 17 & 18 : Chrysler Pacifica

Photo 19 : Occupied Bandwidth Setup Photo

