



**TEST REPORT**

Report Number: 100439624ATL-001A

June 30, 2011

**Product Name: XMH**

**Product Model Number: SX1E**

Standard: Test Setup Photographs for  
FCC Part 15, Subpart C, Intentional Radiators (15.239)  
RSS-210, Issue 7 (Annex A2.8)

Tested by:  
Intertek Testing Services NA Inc.  
1950 Evergreen Blvd., Suite 100  
Duluth, GA 30096

Client:  
SIRIUS XM Radio, Inc.  
1500 Eckington PL NE  
Washington, DC 20002  
Contact: Beejay Jolayemi  
Phone: 202.680.4288  
Fax: 202.380.4091

Report prepared by:

Richard C. Bianco  
EMC Project Engineer

Report reviewed by:

Jeremy O. Pickens  
Department Manager - EMC

All services undertaken are subject to the following general policy: This report is for the exclusive use of Intertek's Client and is provided pursuant to the agreement between Intertek and its Client. Intertek's responsibility and liability are limited to the terms and conditions of the agreement. Intertek assumes no liability to any party, other than to the Client in accordance with the agreement, for any loss, expense or damage occasioned by the use of this report. Only the Client is authorized to copy or distribute this report and then only in its entirety. Any use of the Intertek name or one of its marks for the sale or advertisement of the tested material, product or service must first be approved in writing by Intertek. The observations and test results in this report are relevant only to the sample tested. This report by itself does not imply that the material, product, or service is or has ever been under an Intertek certification program. This report must not be used to claim product endorsement by A2LA, NIST, or any agency of the US Government.




HomeDock Conducted Emissions Test Setup - Front View




HomeDock Conducted Emissions Test Setup - Rear View




HomeDock Radiated Emissions Test Setup - Front View



HomeDock Radiated Emissions Test Setup - Rear View




FM Direct Adapter Test Setup - Front View



FM Direct Adapter Test Setup - Rear View




Cassette Adapter Test Setup - Front View



Cassette Adapter Test Setup - Rear View




FEA Adapter Test Setup - Front View



FEA Adapter Test Setup - Rear View



PowerConnect Test Setup - Front View



PowerConnect Test Setup - Rear View