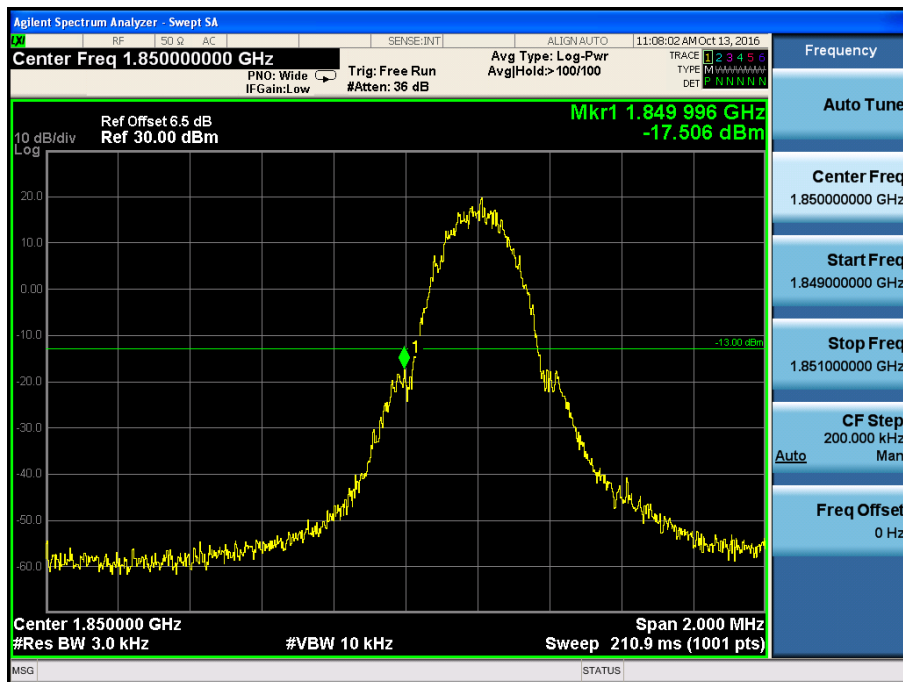
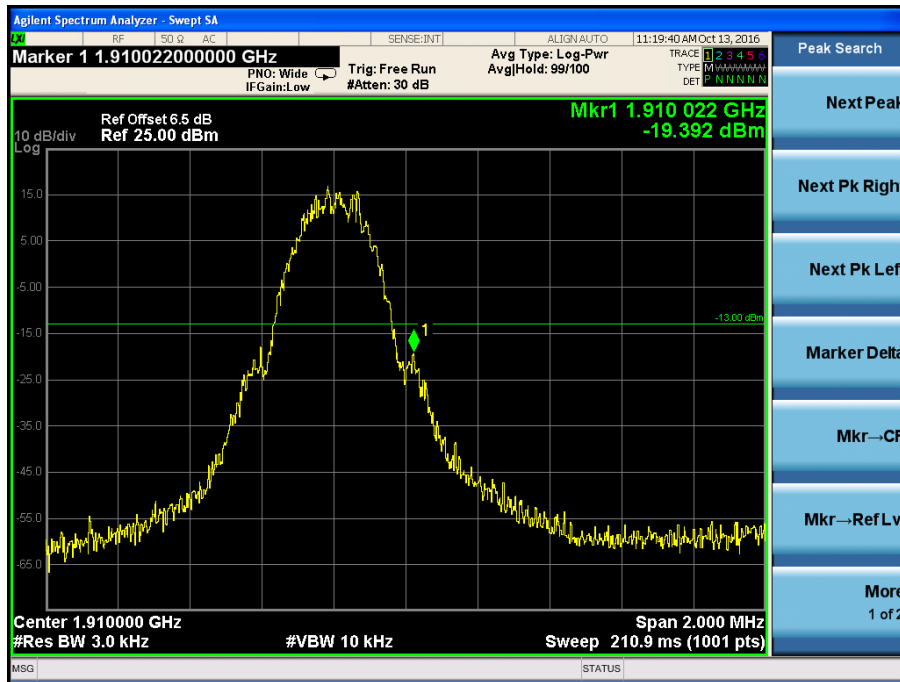


EDGE Low Band Emission

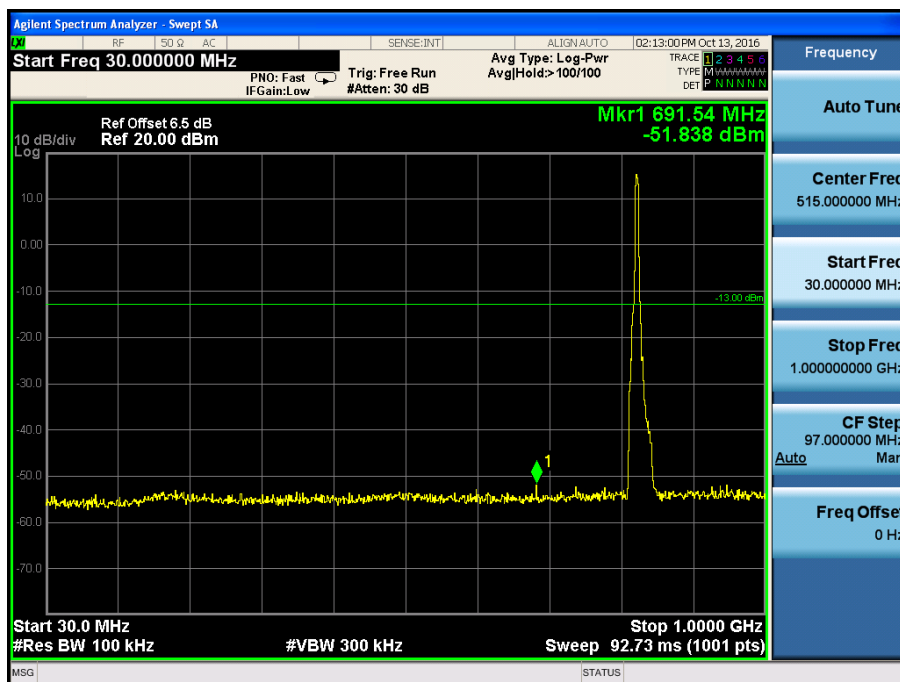


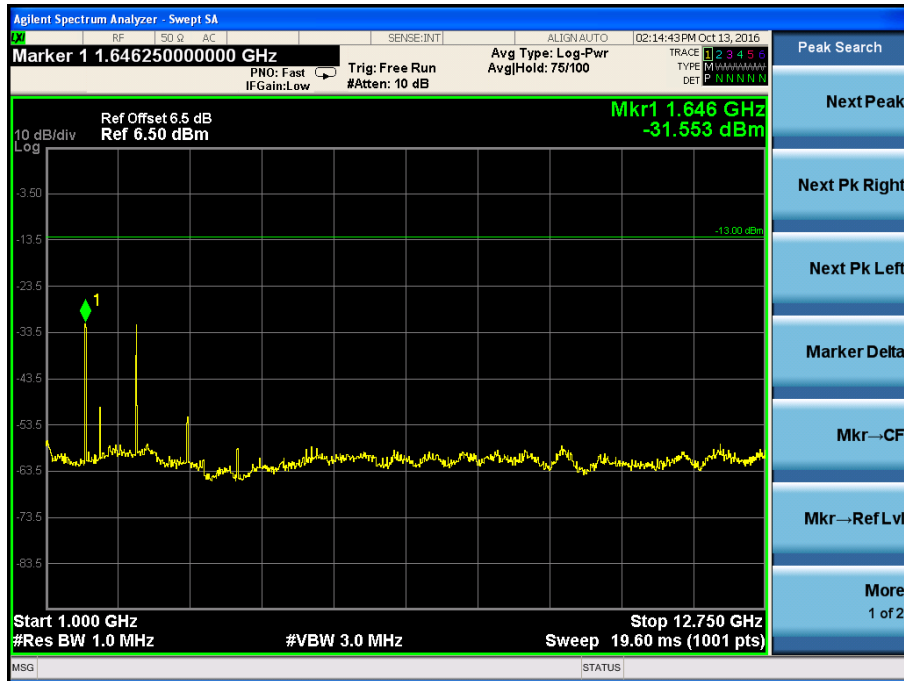
EDGE High Band Emission



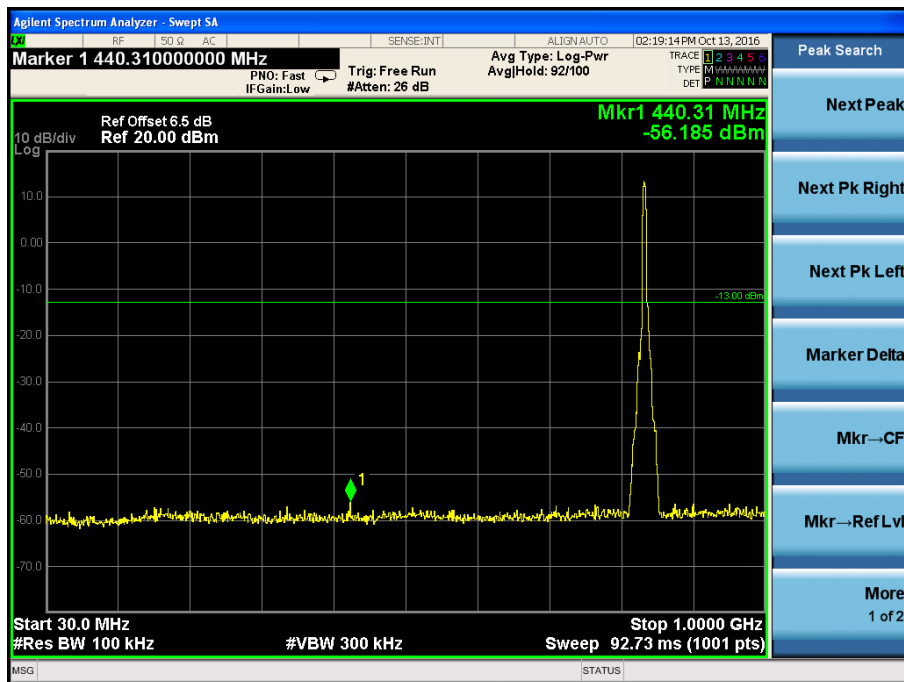
For Band V

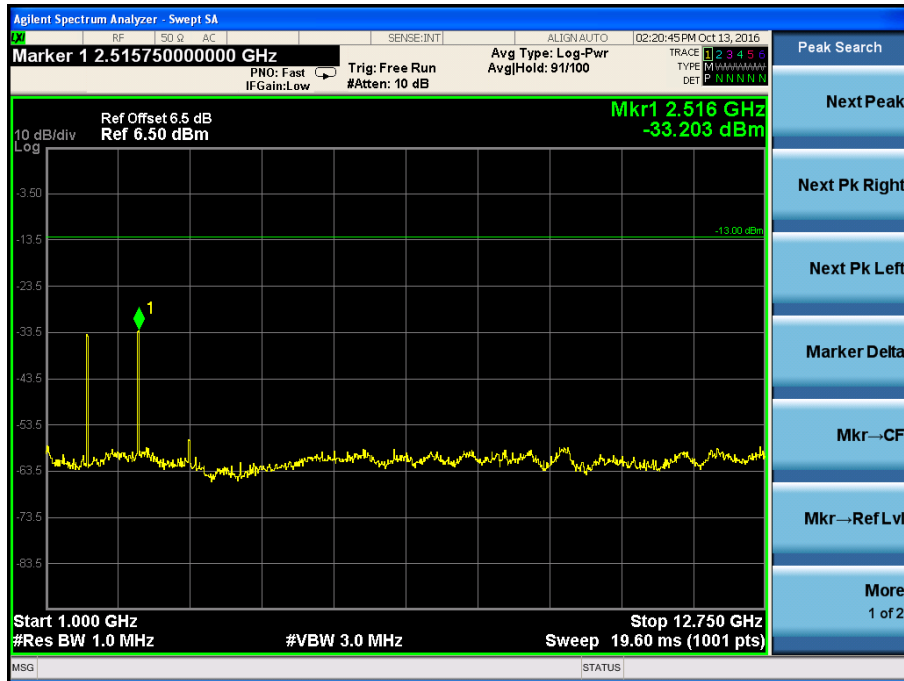
WCDMA Low Channel



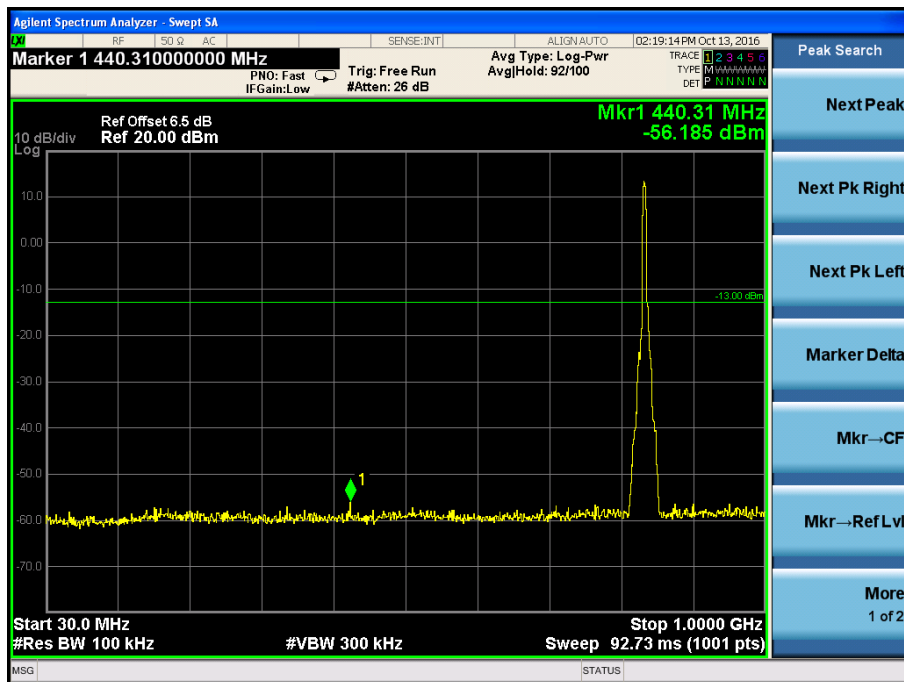


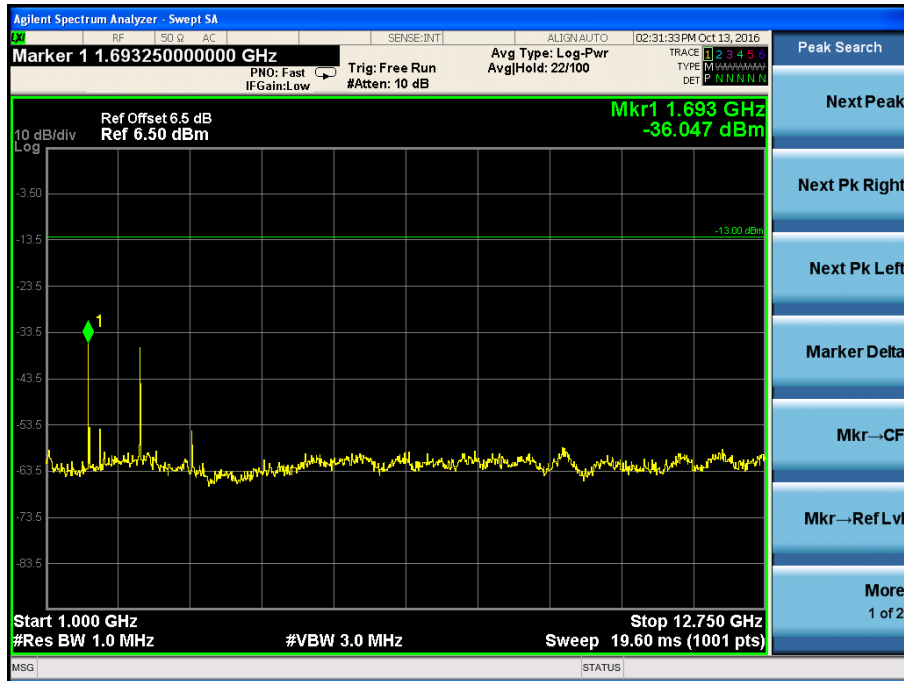
WCDMA Middle Channel



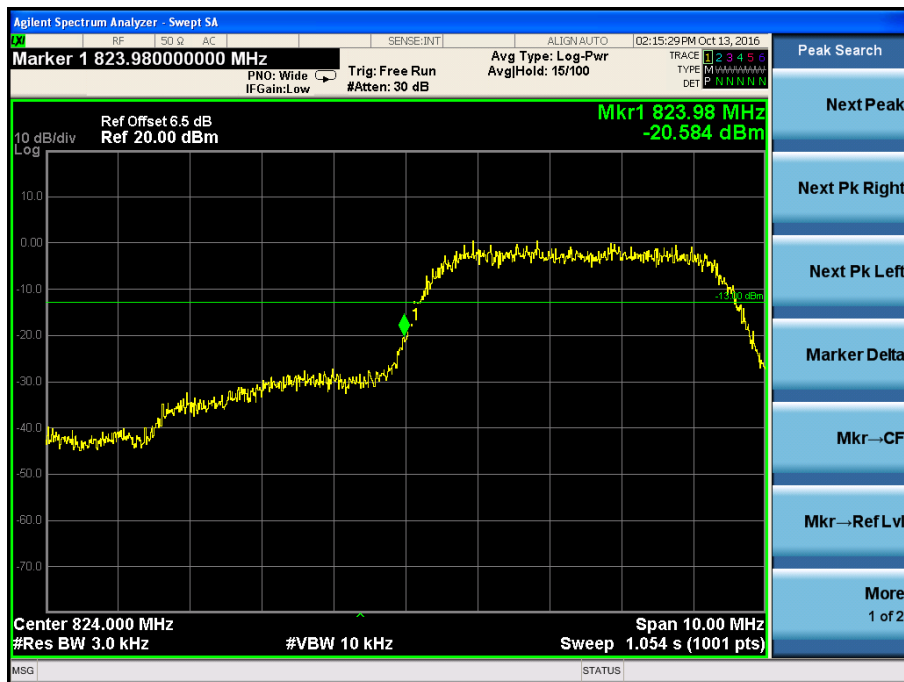


WCDMA High Channel





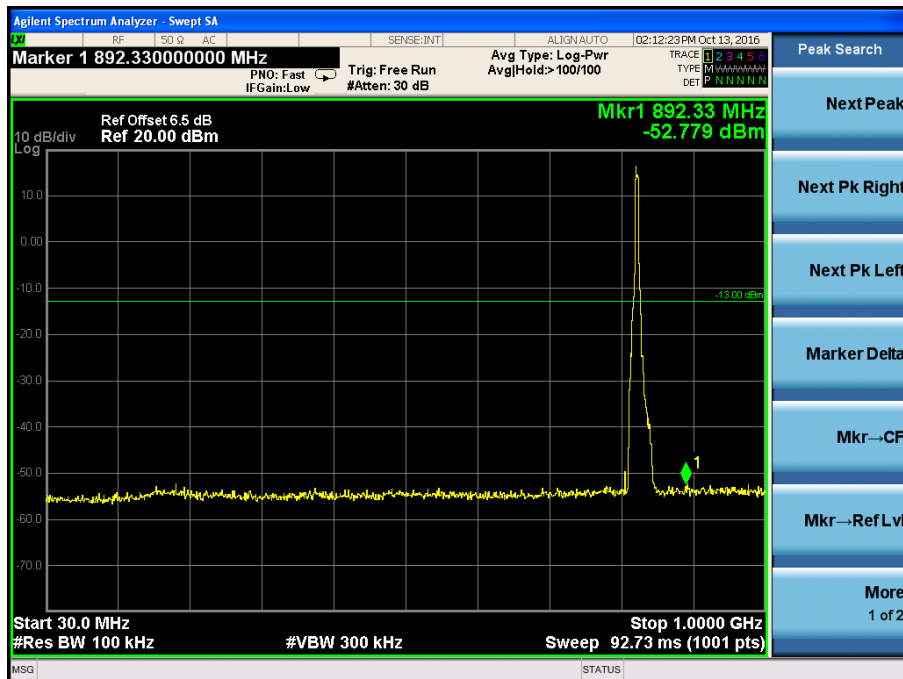
WCDMA Low Band Spurious Emission

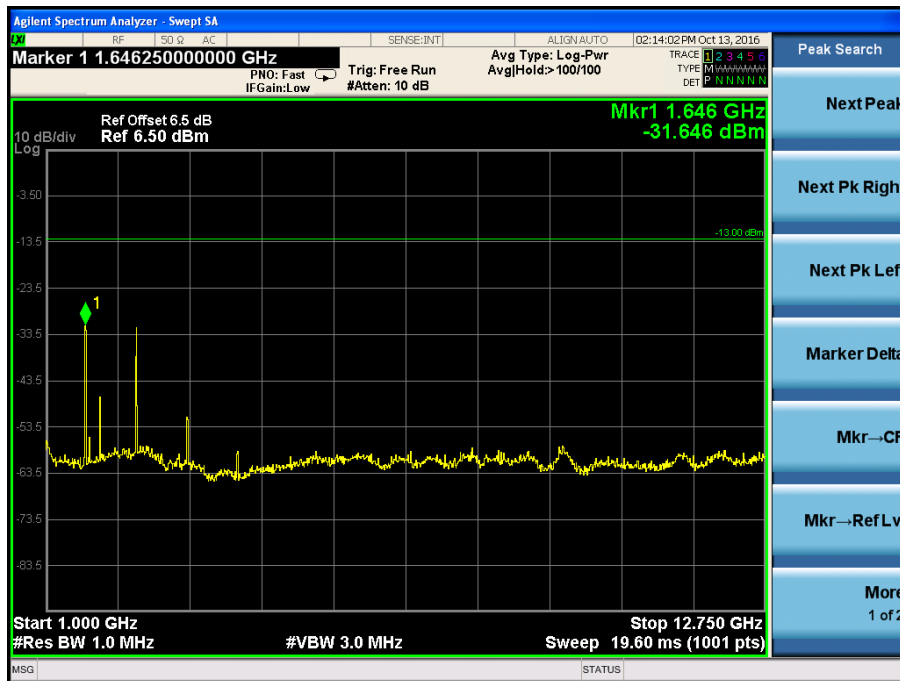


WCDMA High Band Spurious Emission

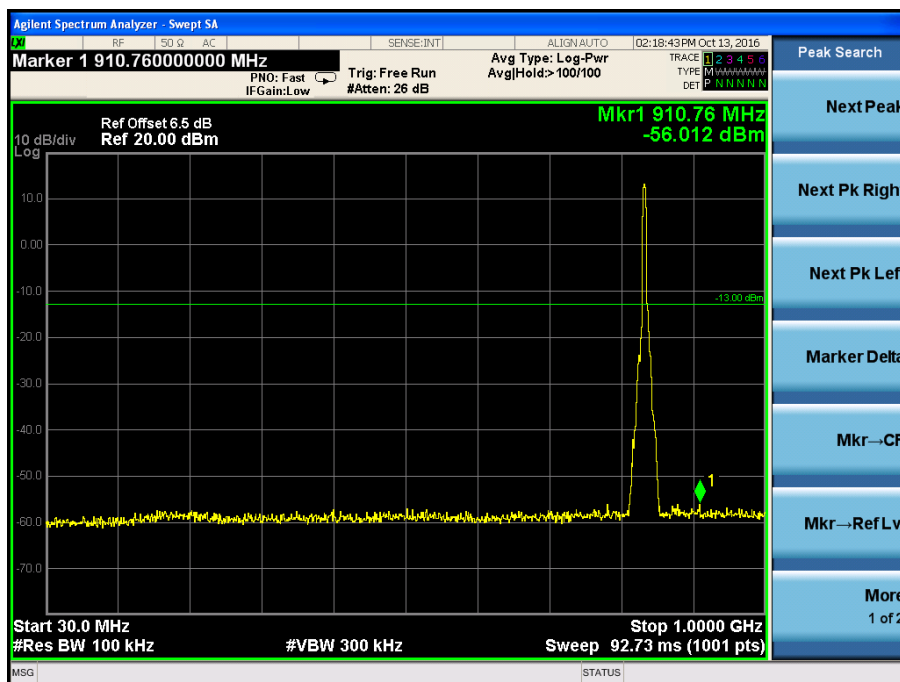


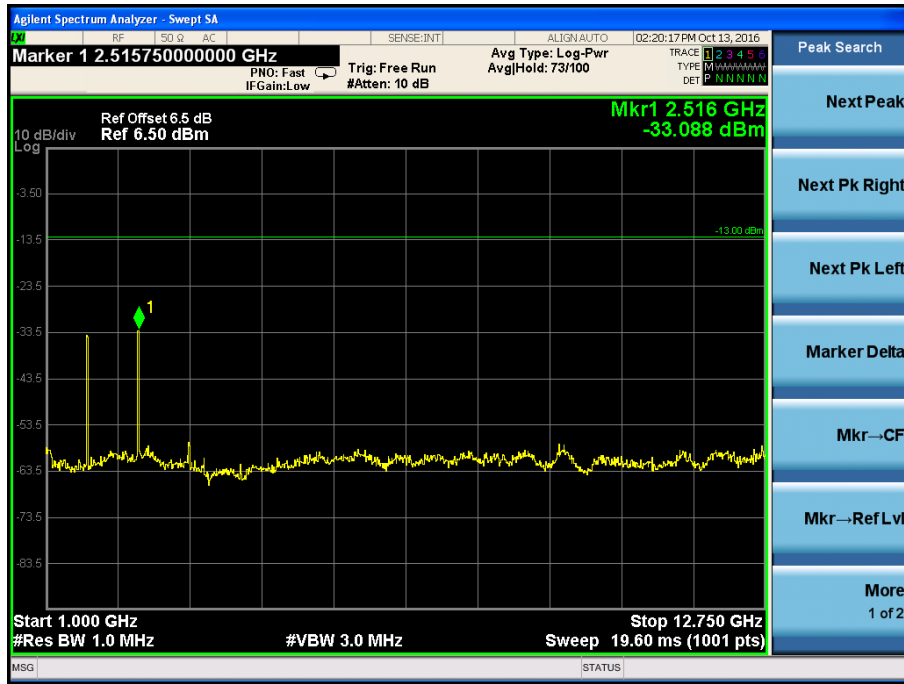
HSDPA Low Channel



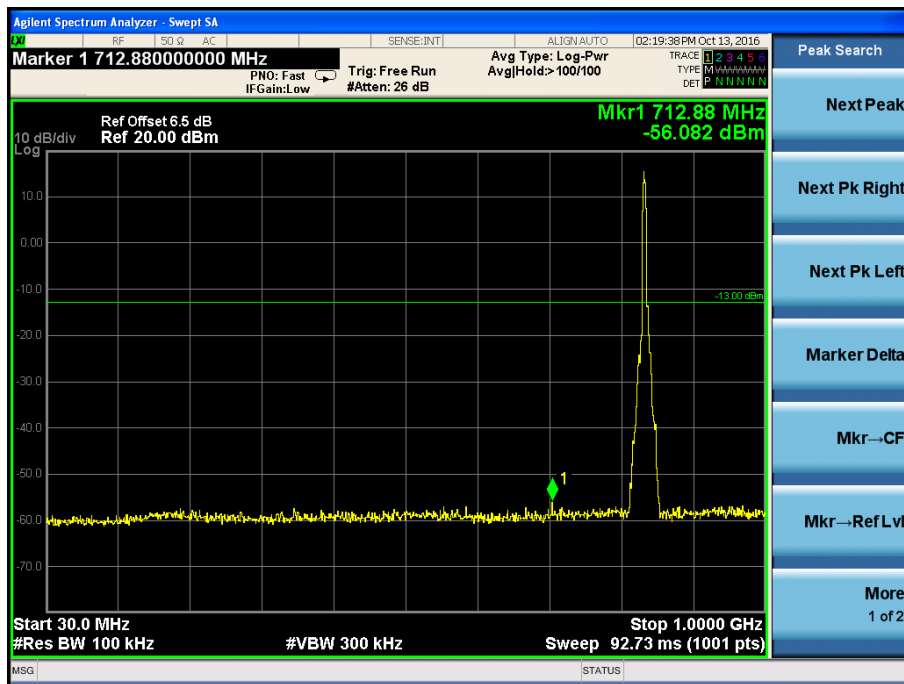


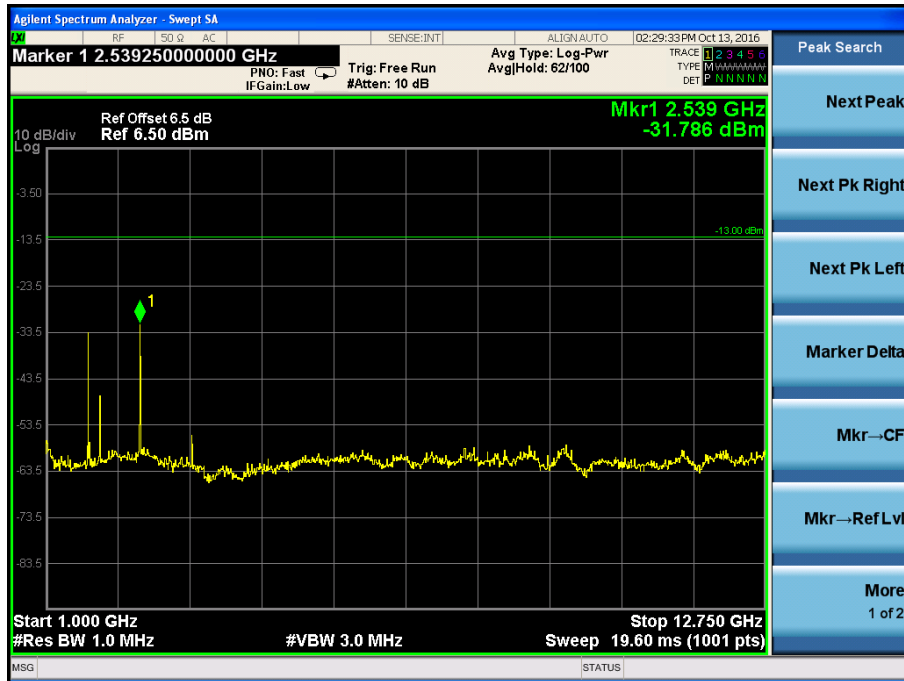
HSDPA Middle Channel



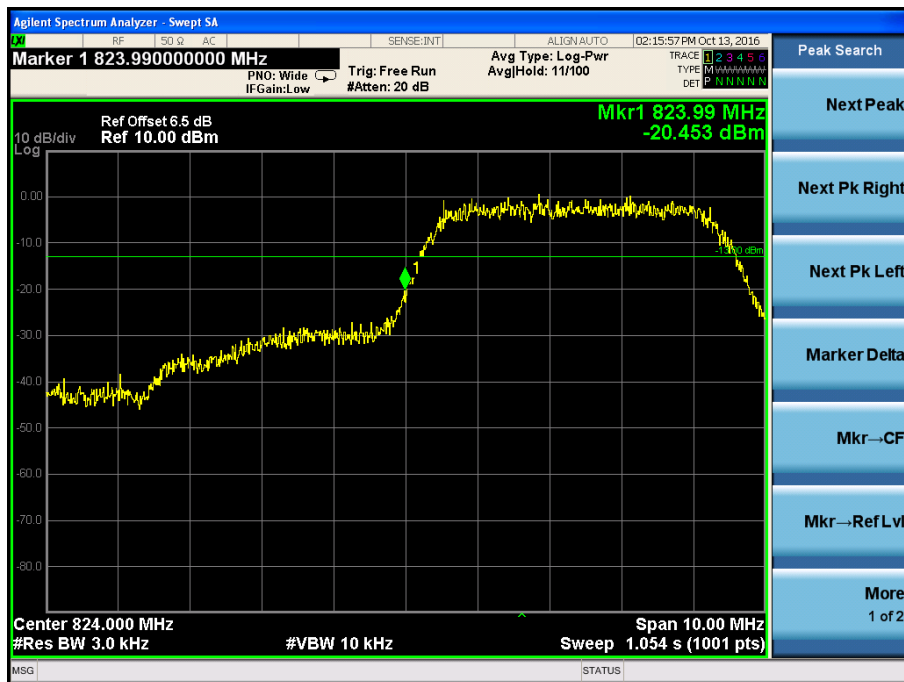


HSDPA High Channel





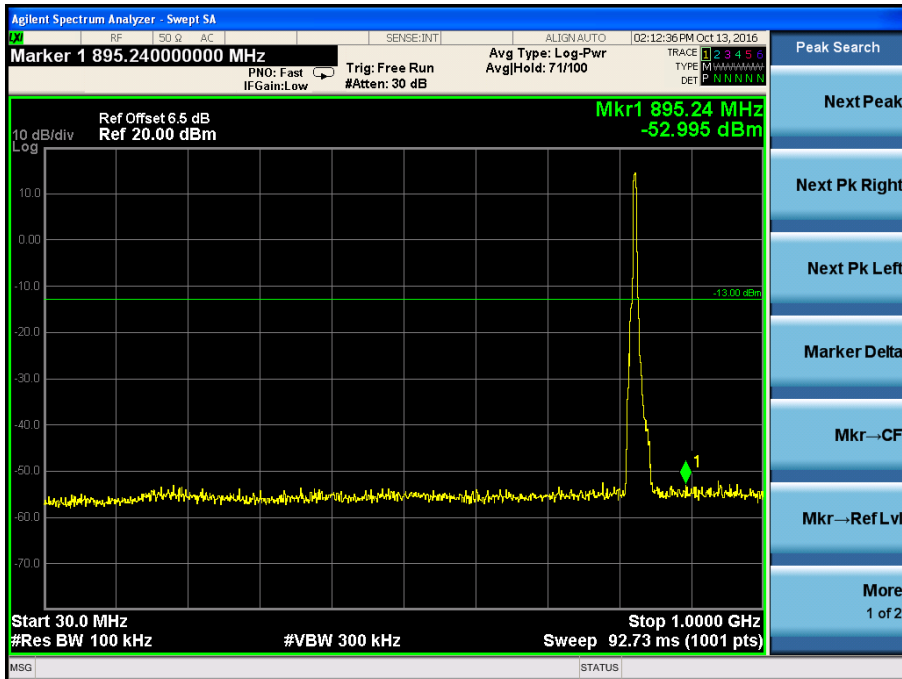
HSDPA Low Band Spurious Emission

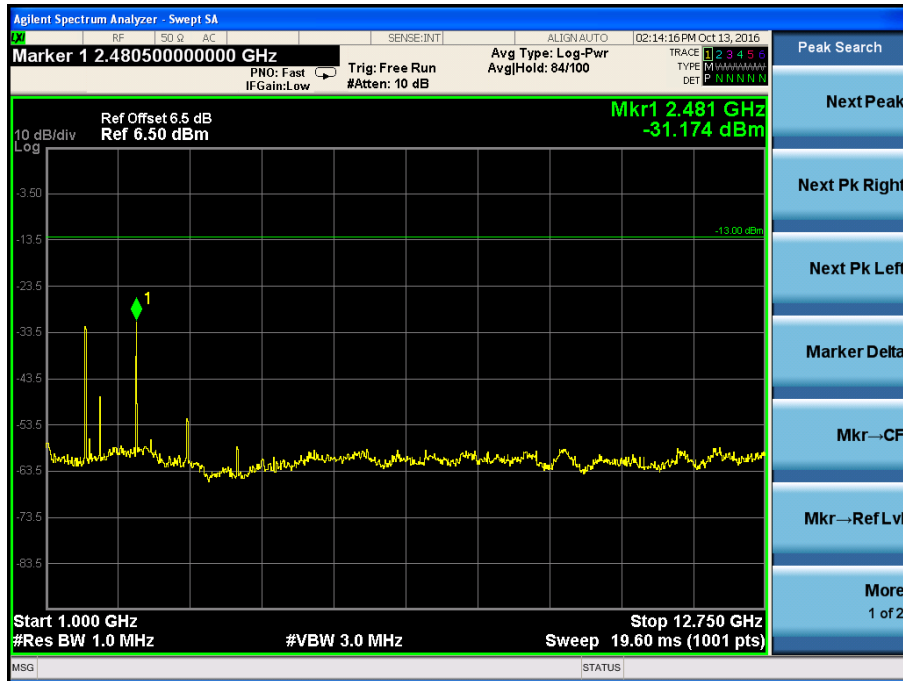


HSDPA High Band Spurious Emission

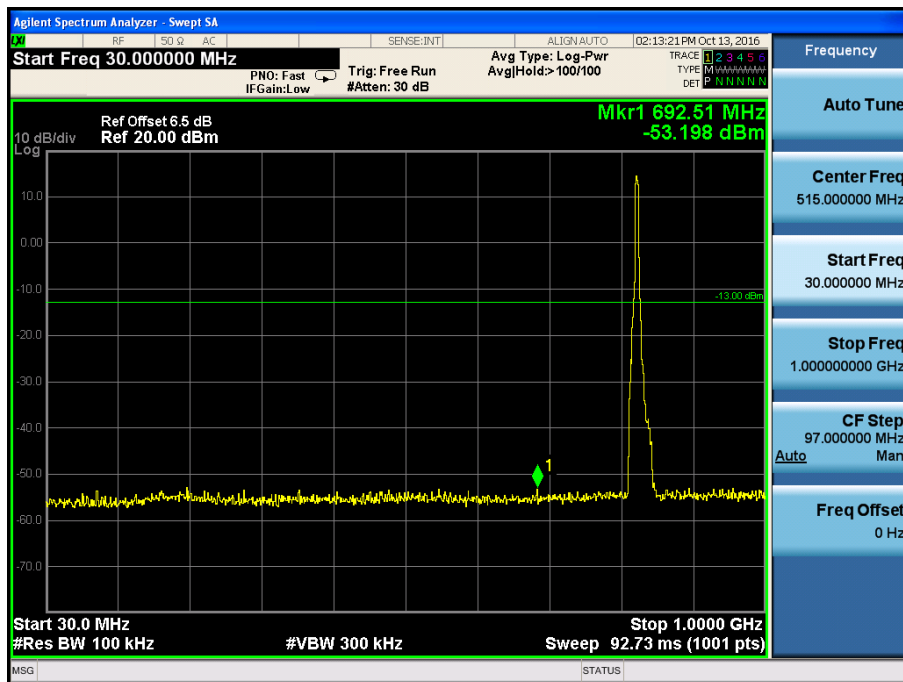


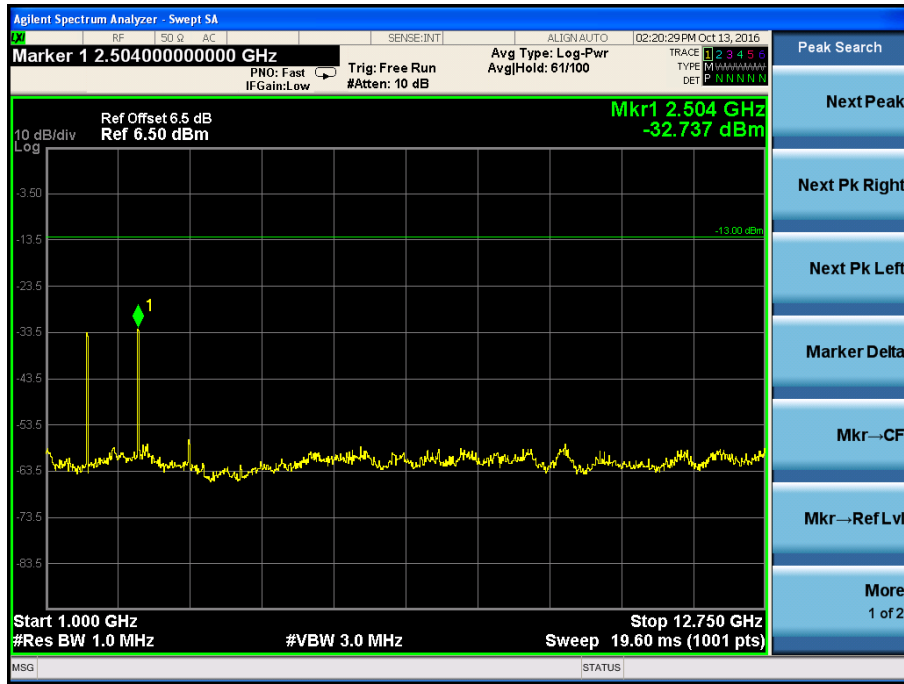
HSUPA Low Channel



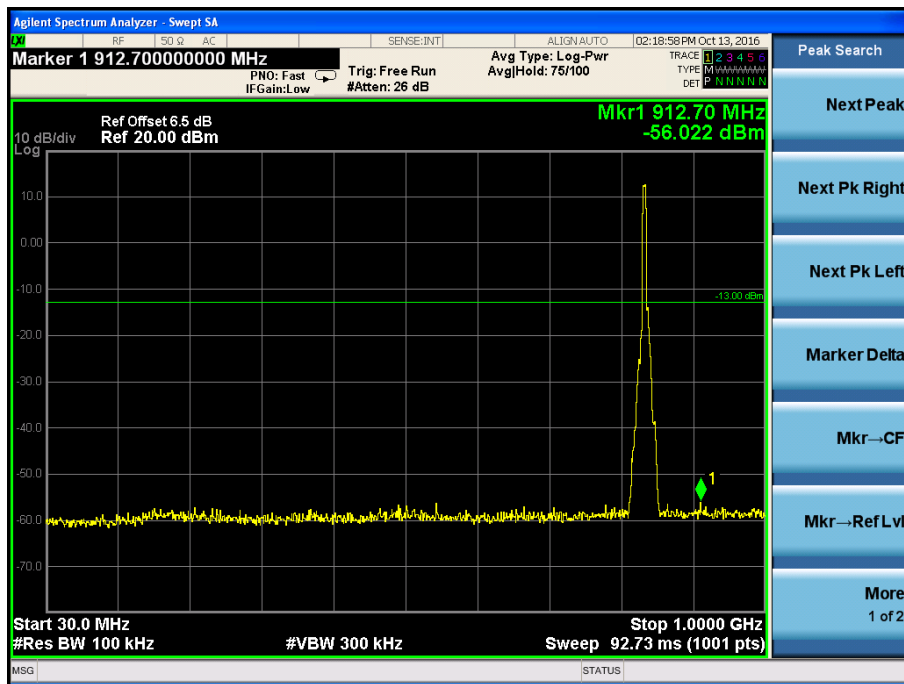


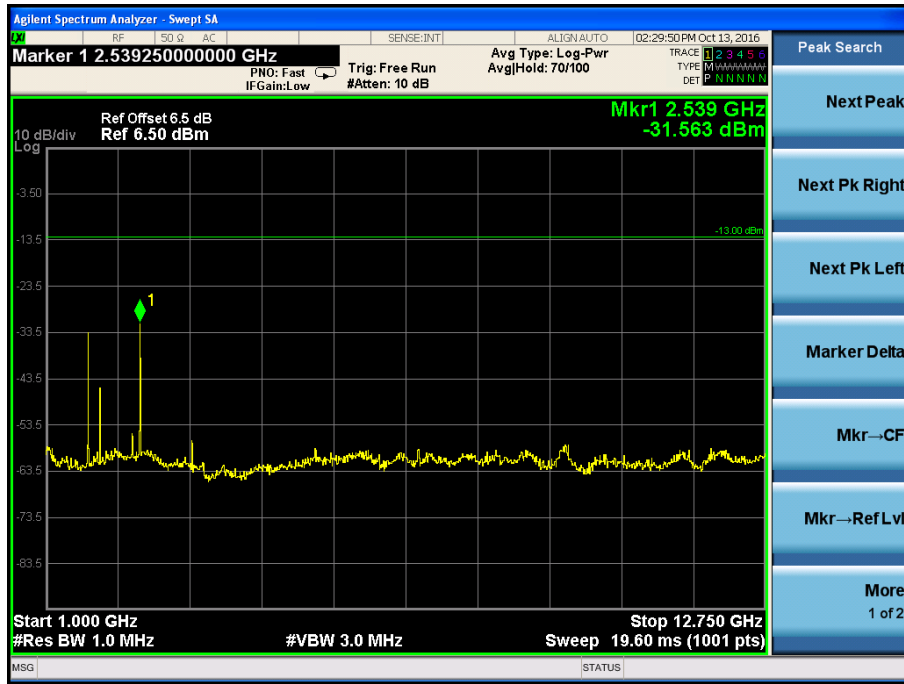
HSUPA Middle Channel



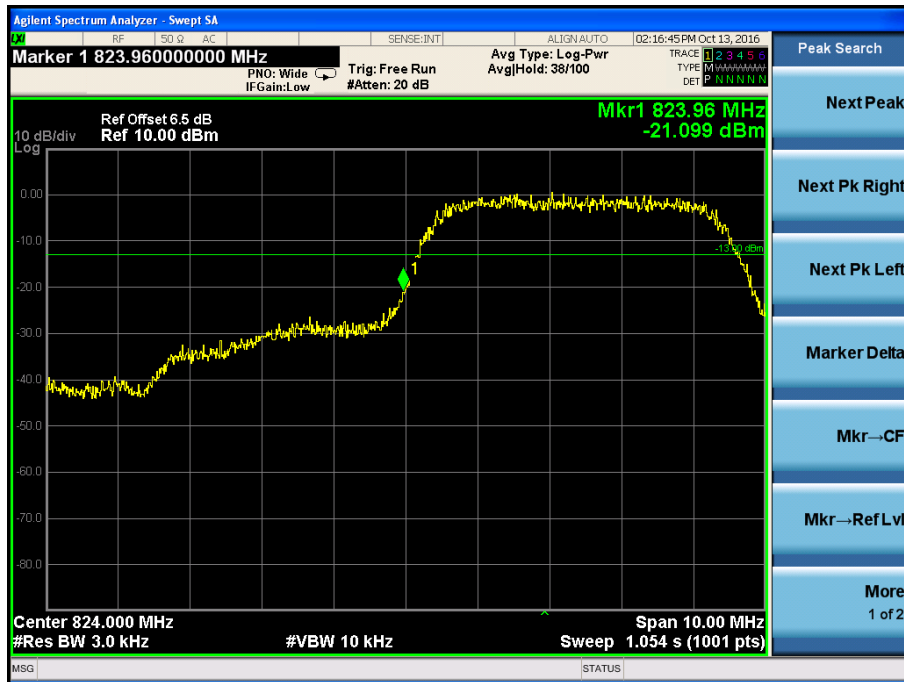


HSUPA High Channel





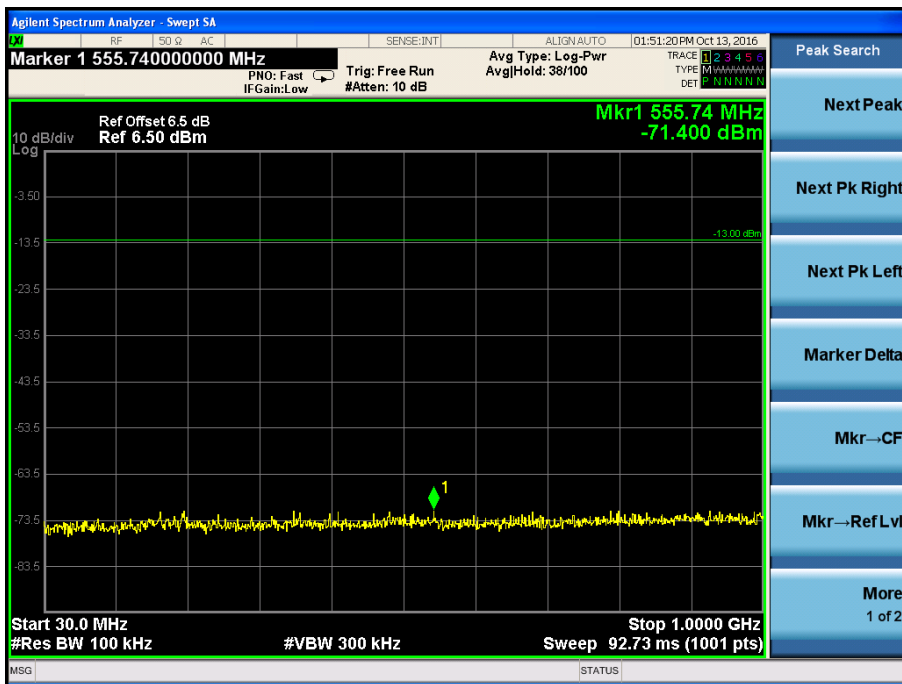
HSUPA Low Band Spurious Emission

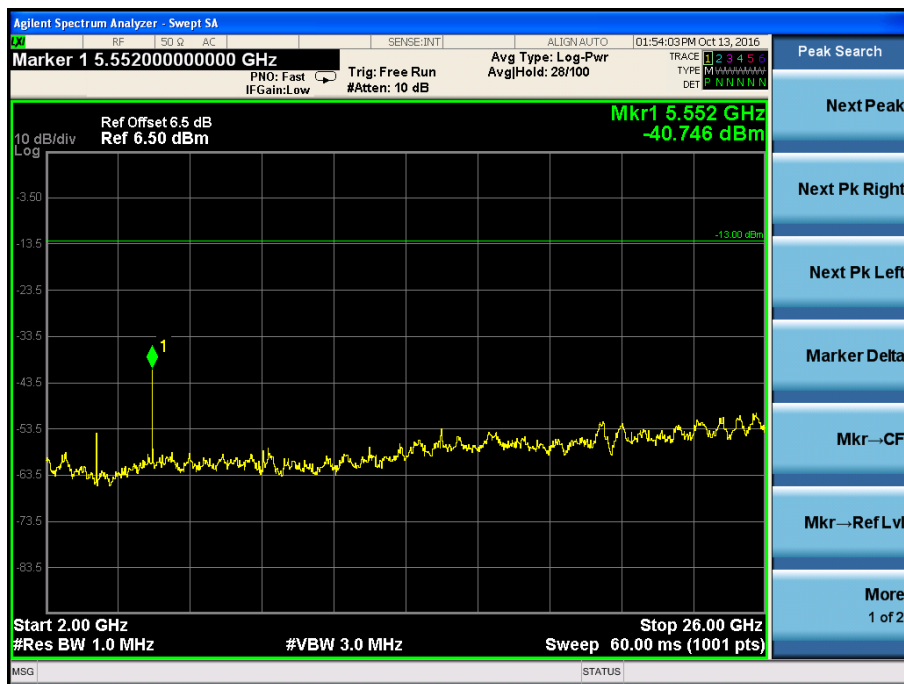
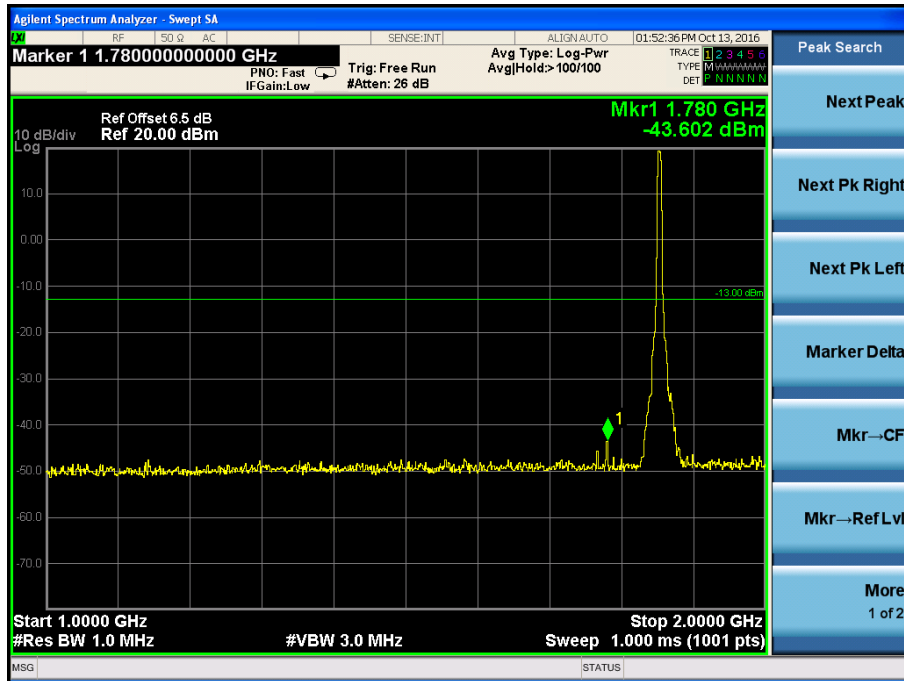


HSUPA High Band Spurious Emission

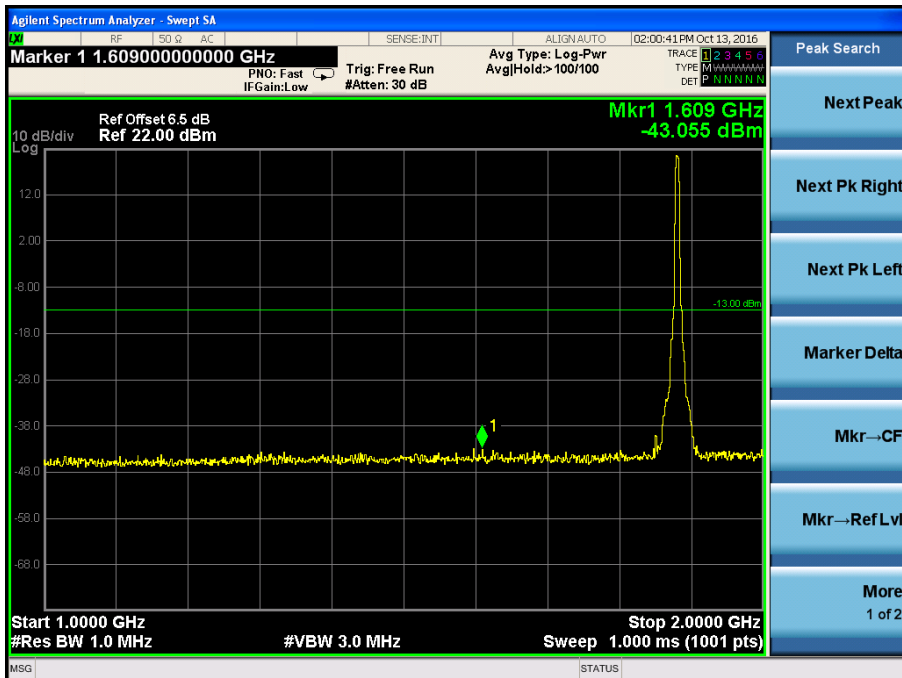
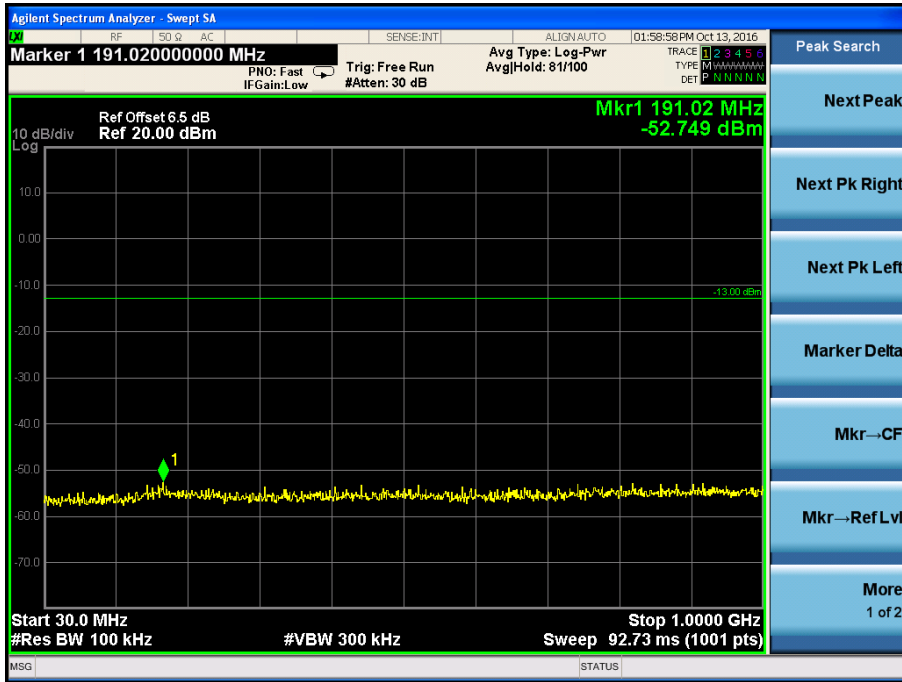


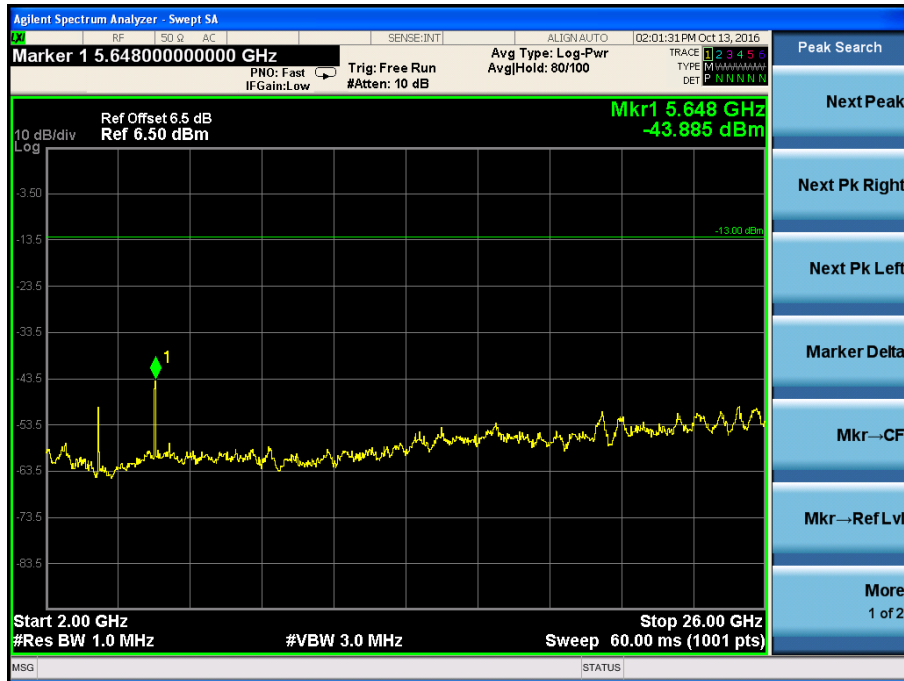
For Band II
WCDMA Low Channel



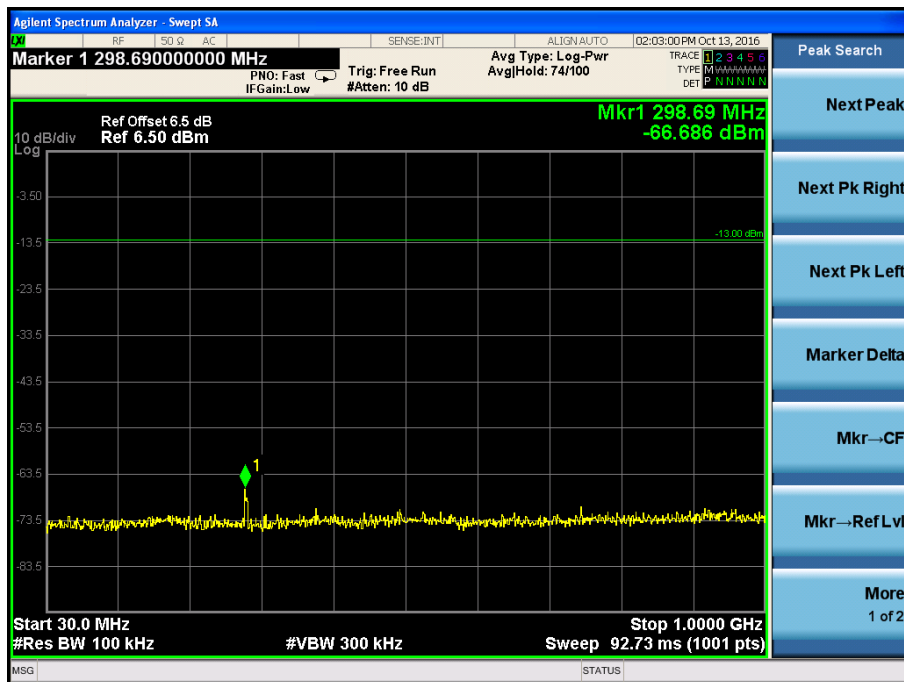


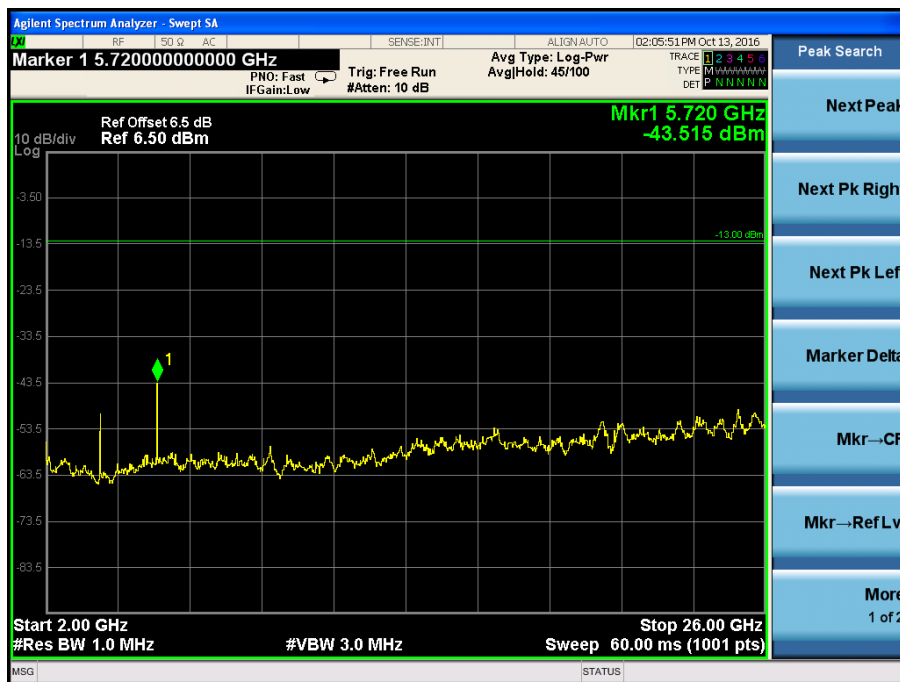
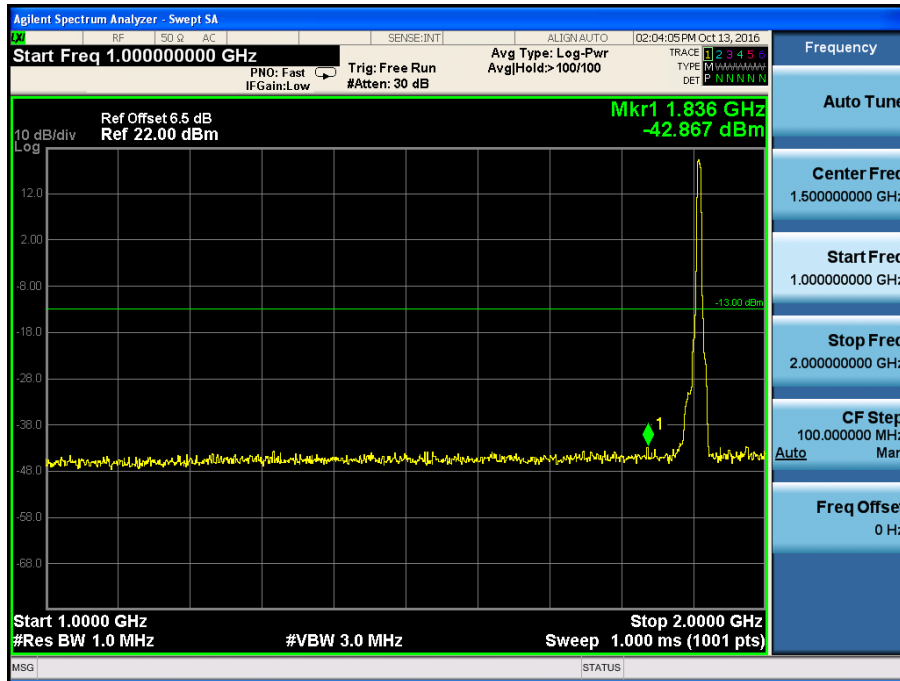
WCDMA Middle Channel



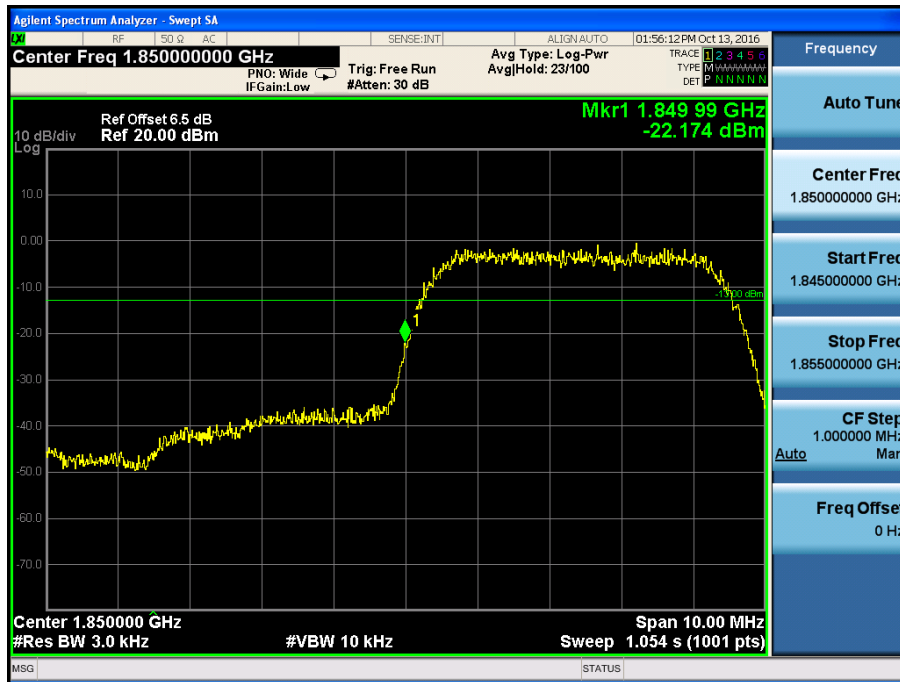


WCDMA High Channel





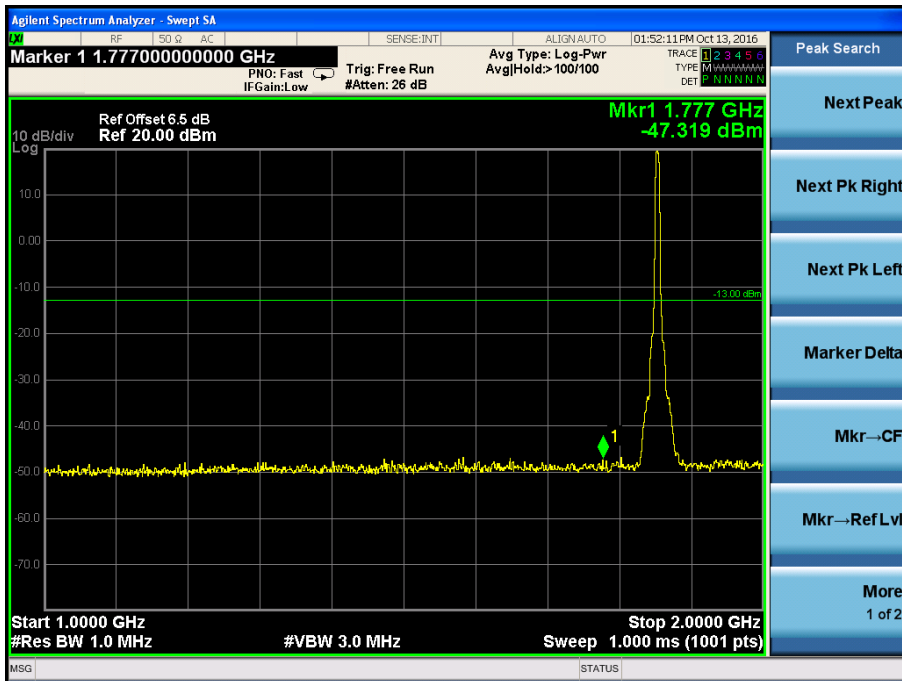
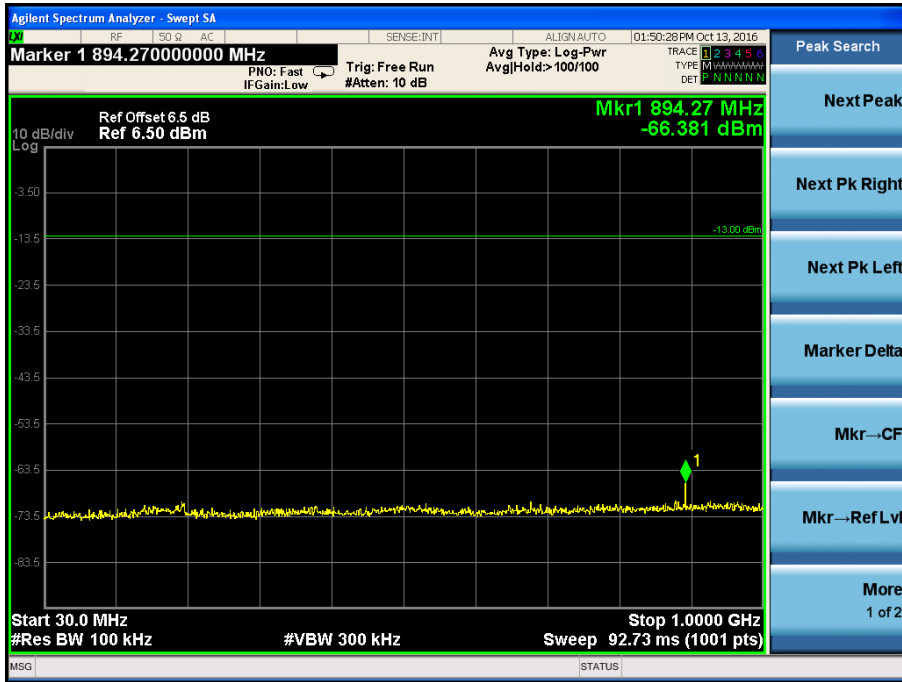
WCDMA Low Band Spurious Emission

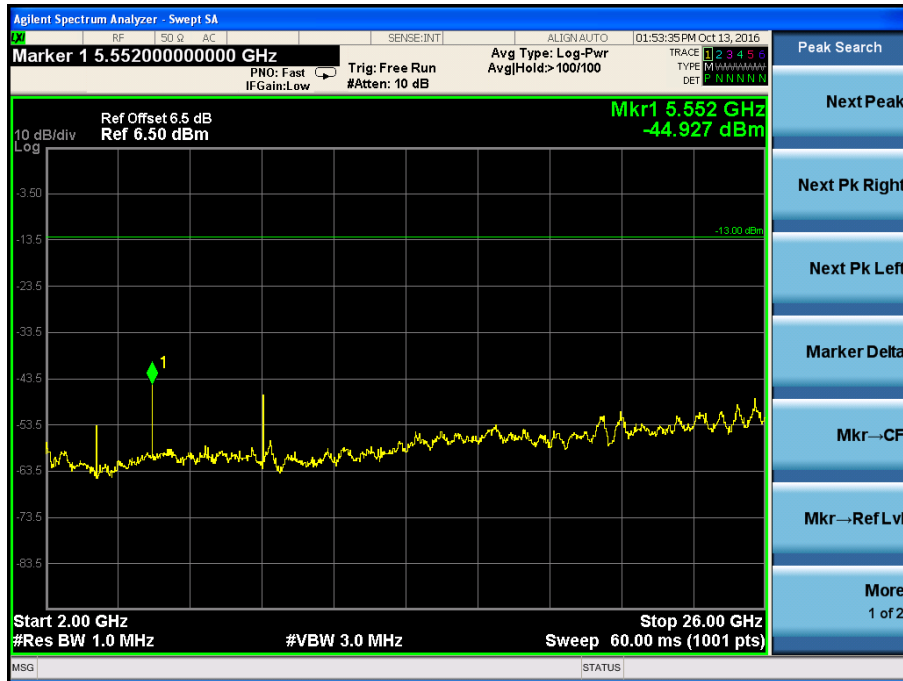


WCDMA High Band Spurious Emission

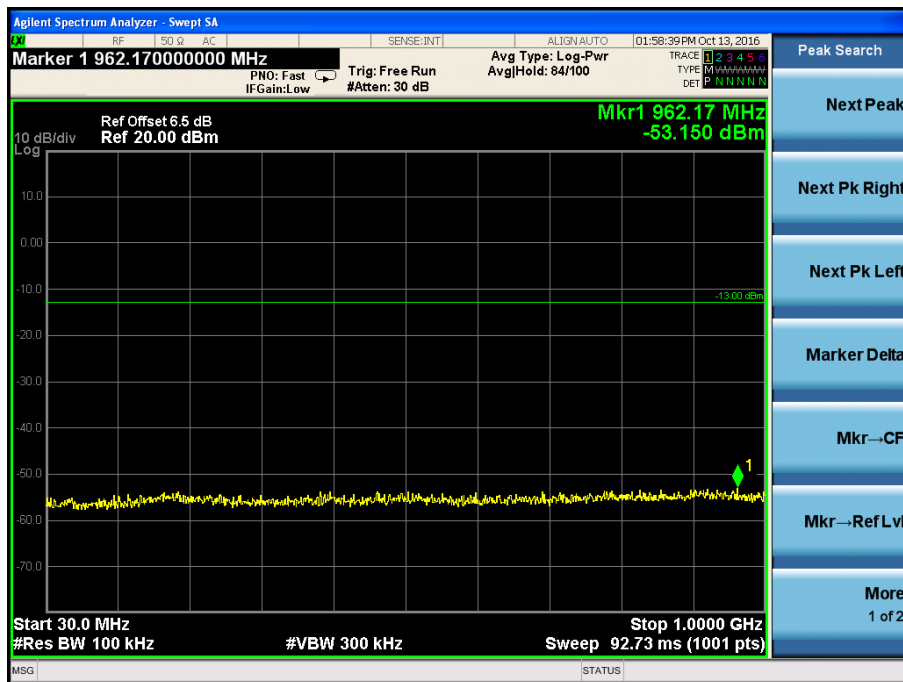


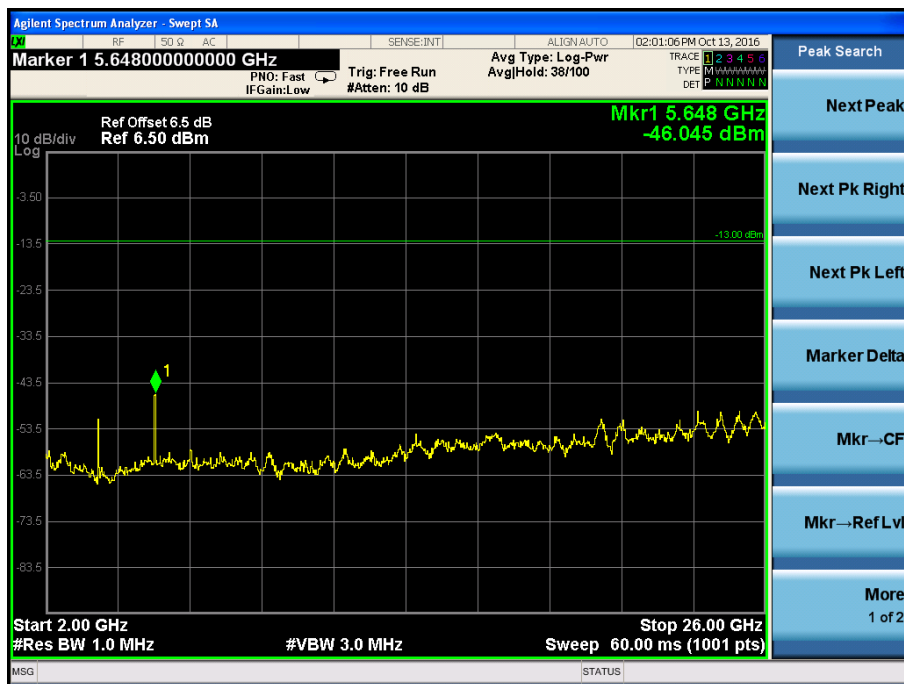
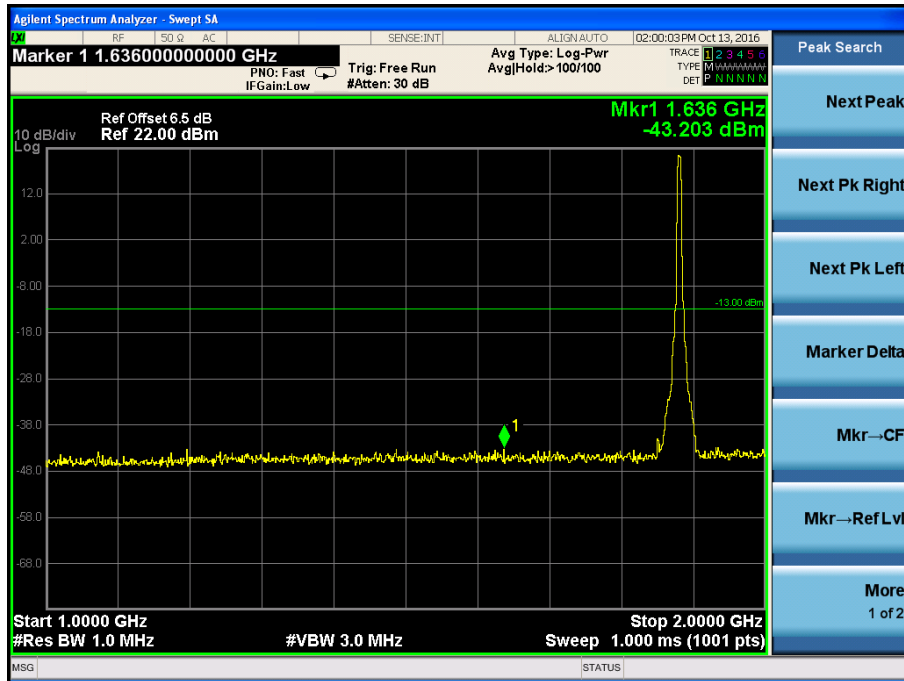
HSDPA Low Channel



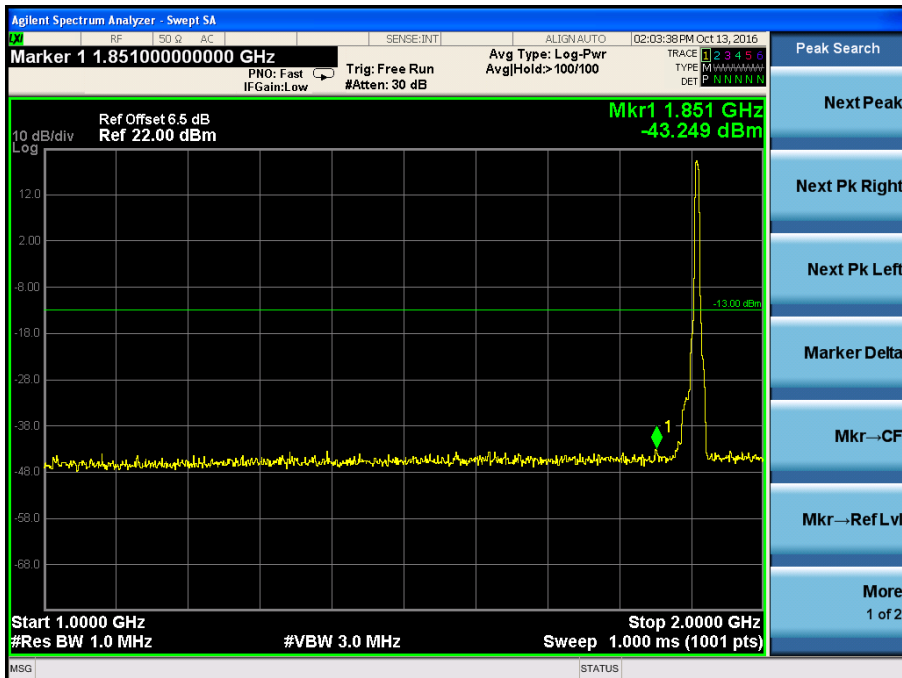
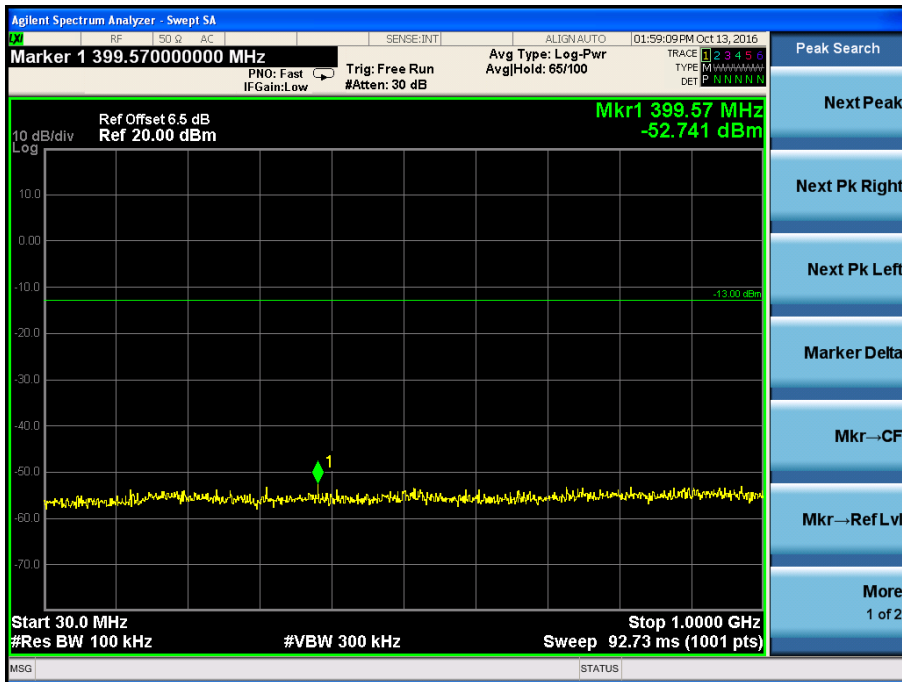


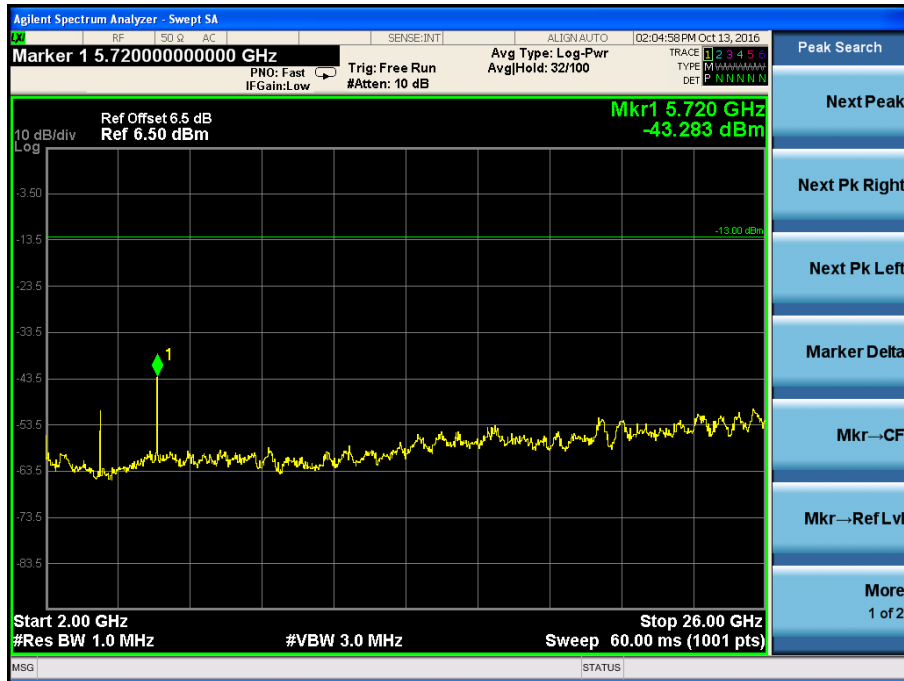
HSDPA Middle Channel



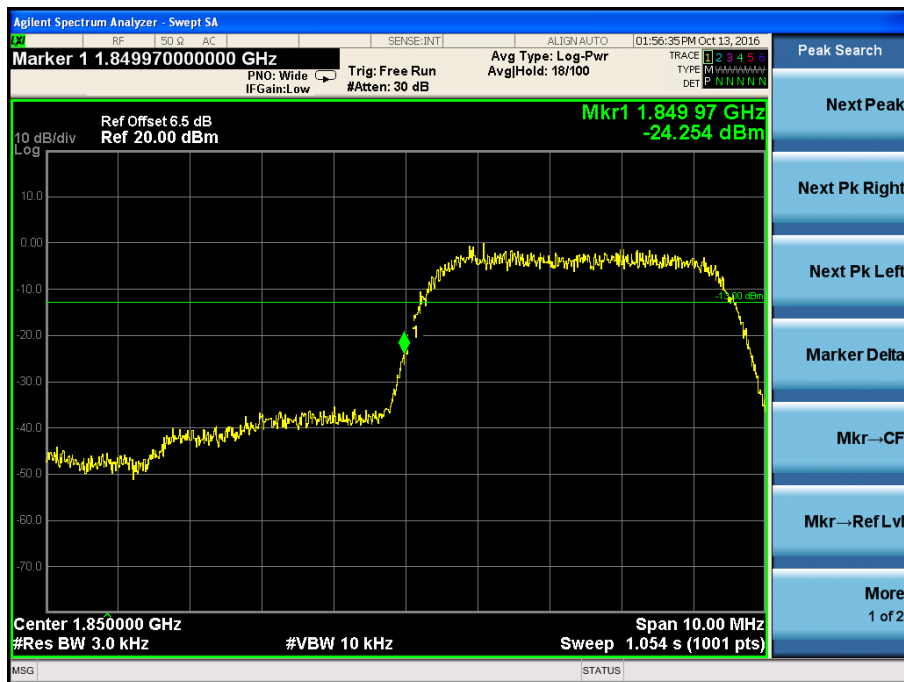


HSDPA High Channel





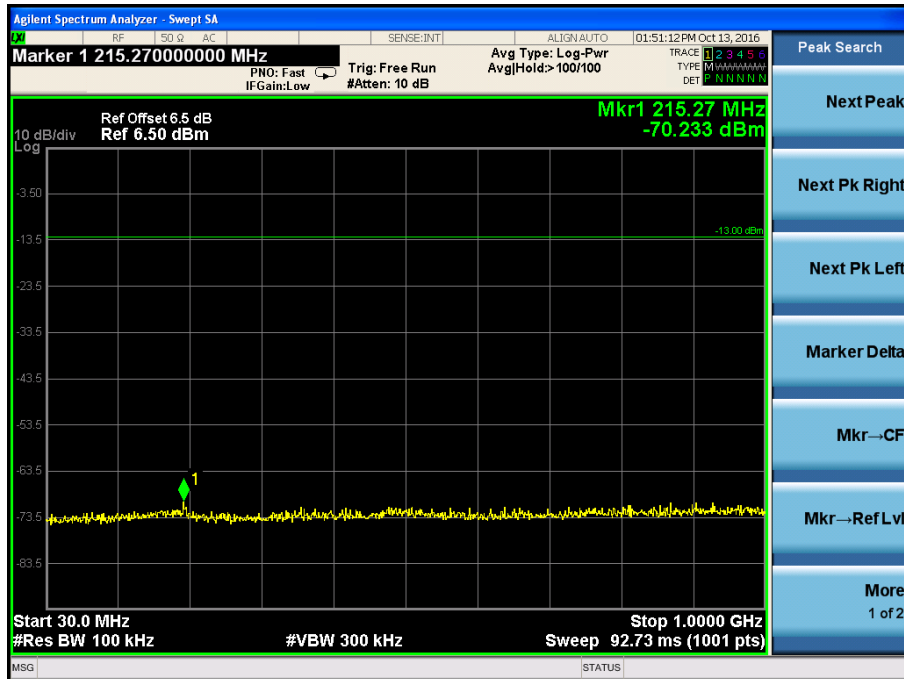
HSDPA Low Band Spurious Emission

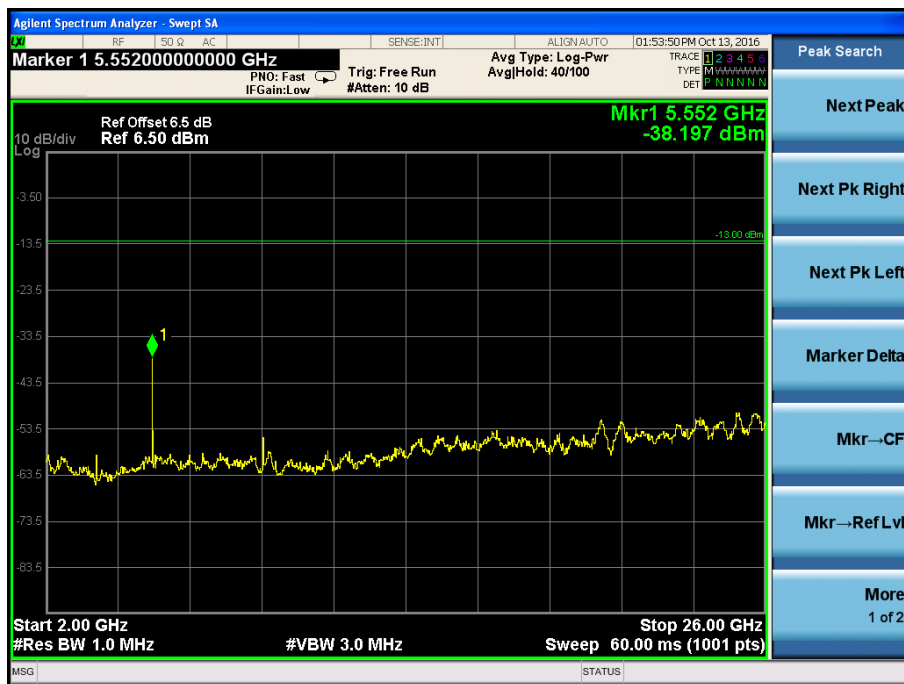
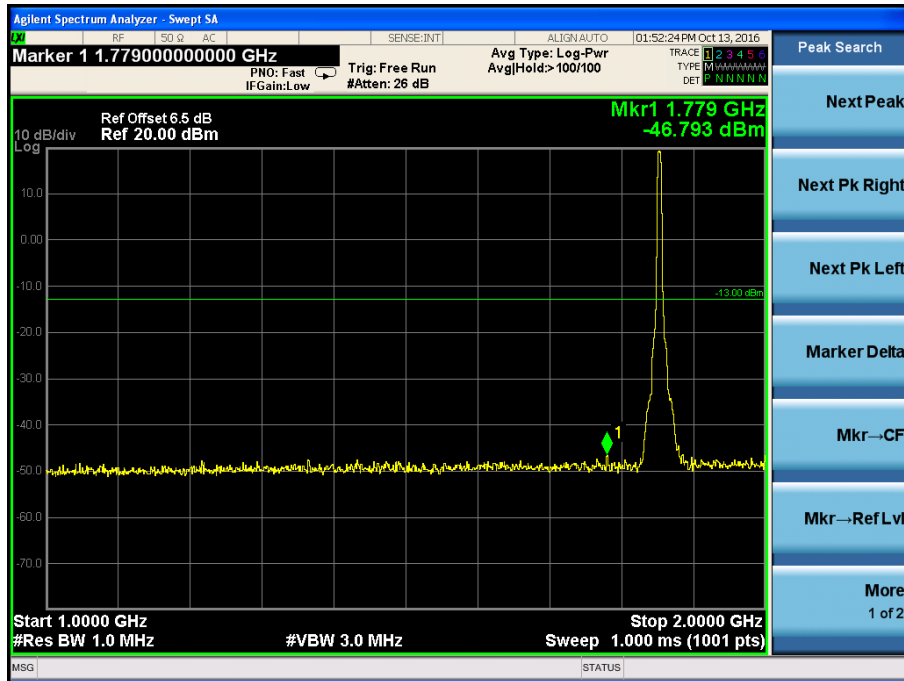


HSDPA High Band Spurious Emission

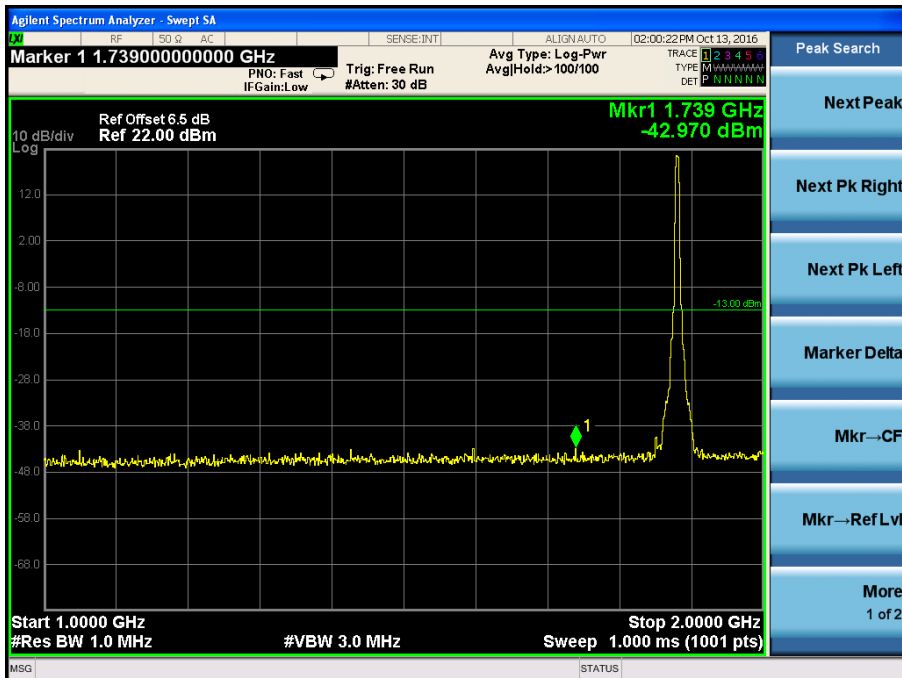
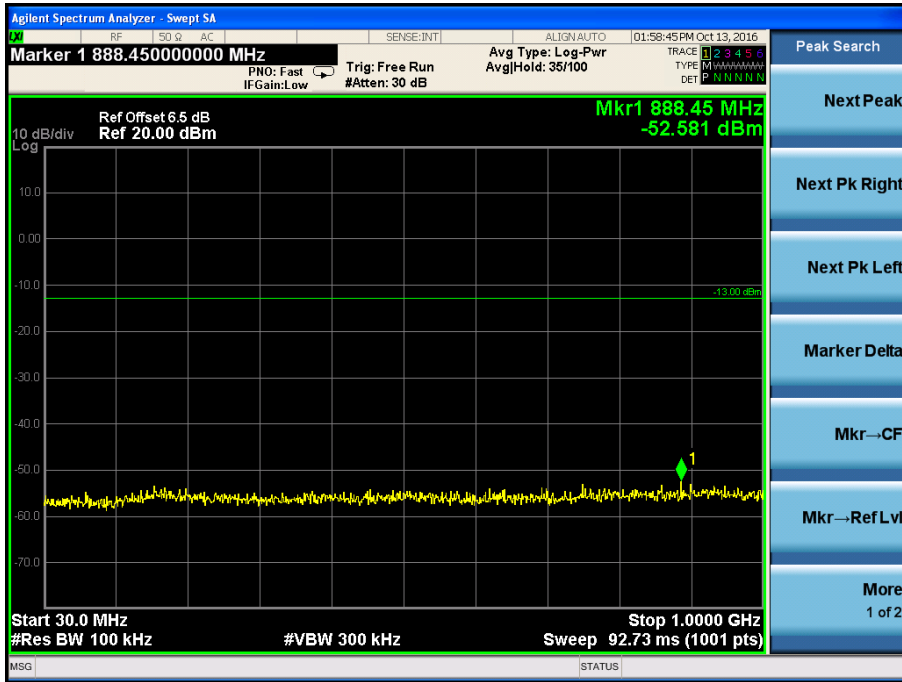


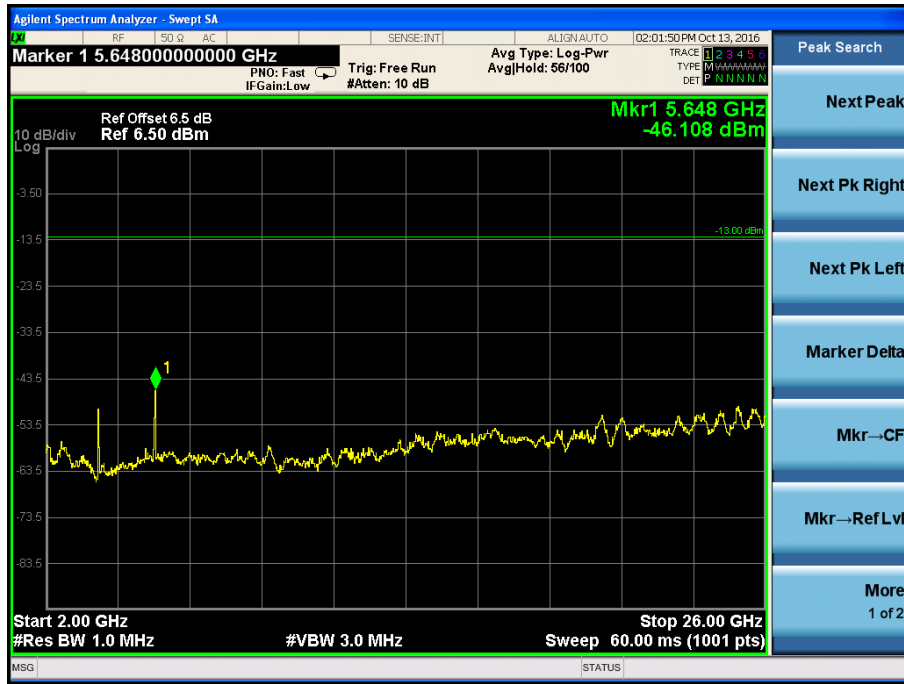
HSUPA Low Channel



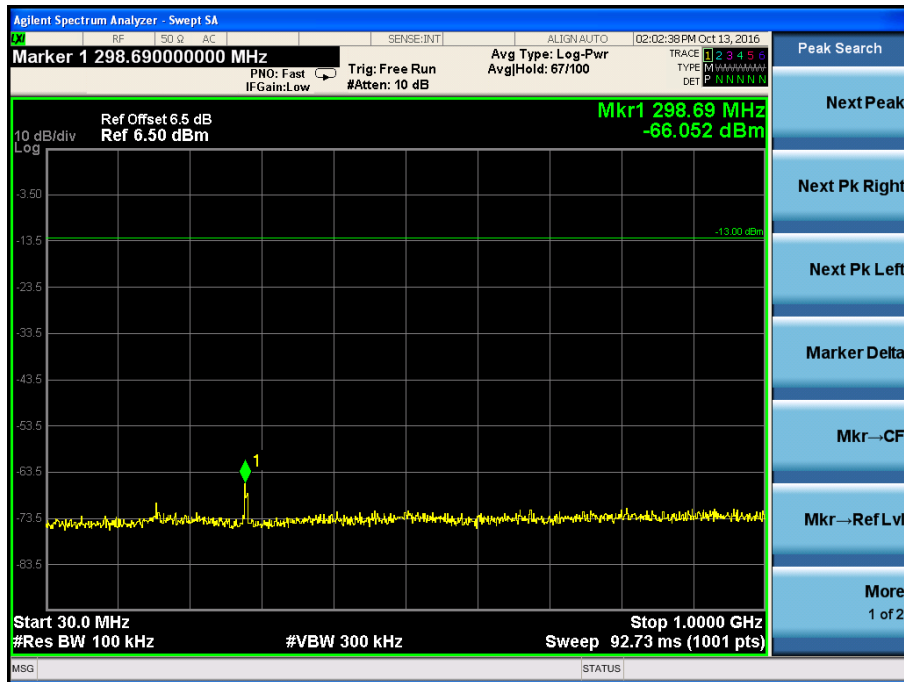


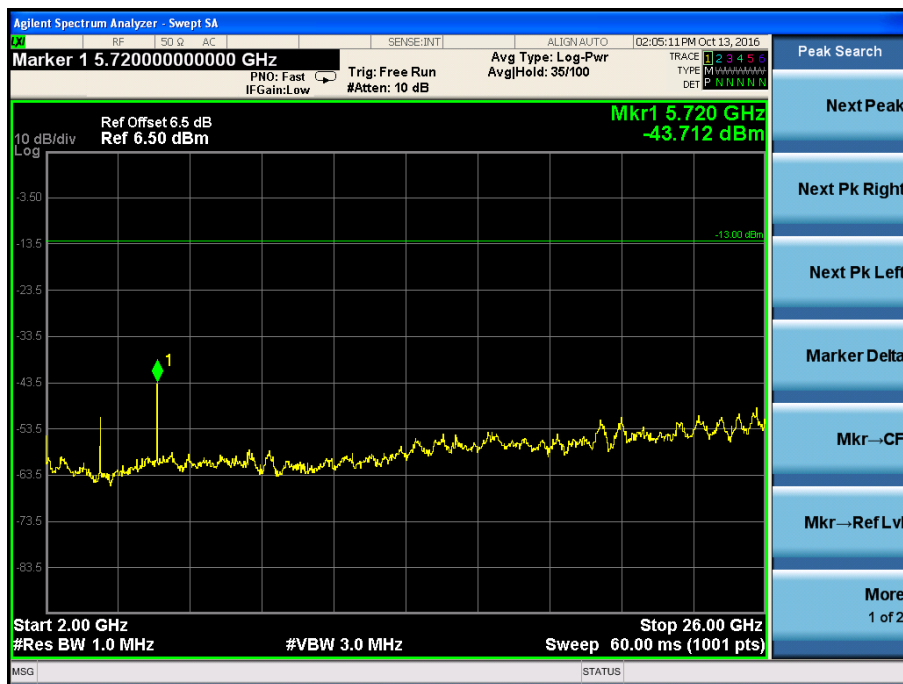
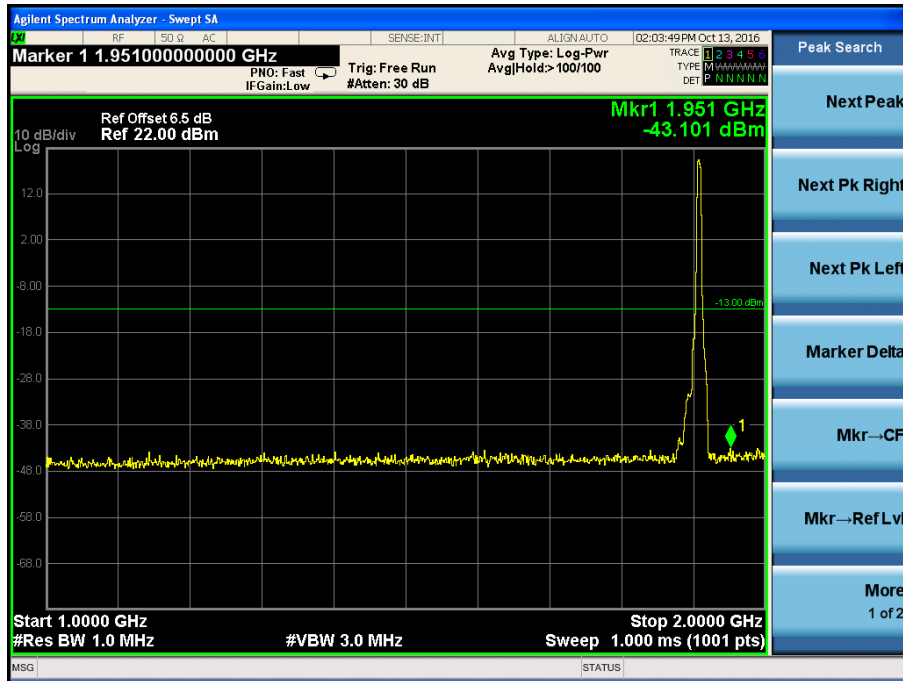
HSUPA Middle Channel





HSUPA High Channel





HSUPA Low Band Spurious Emission



HSUPA High Band Spurious Emission



8. Spurious Radiated Emissions

8.1 Standard Applicable

According to §22.917(a), the power of any emissions outside of the authorized operating frequency ranges must be attenuated below the transmitting power (P) by a factor of at least $43 + 10 \log(P)$ dB.

According to §24.238(a), the power of any emissions outside of the authorized operating frequency ranges must be attenuated below the transmitting power (P) by a factor of at least $43 + 10 \log(P)$ dB.

According to §27.53 (h), the power of any emission outside a licensee's frequency block shall be attenuated below the transmitter power (P) in watts by at least $43 + 10 \log_{10}(P)$ dB.

8.2 Test Procedure

1. The setup of EUT is according with per ANSI/TIA Standard 603D and ANSI C63.4-2014 measurement procedure.
2. The measurement antenna was placed at a distance of 3 meters from the EUT. During the tests, the antenna height and polarization as well as EUT azimuth were varied in order to identify the maximum level of emissions from the EUT. The test was performed by placing the EUT on 3-orthogonal axis.
3. The frequency range up to tenth harmonic of the fundamental frequency was investigated.
4. Remove the EUT and replace it with substitution antenna. A signal generator was connected to the substitution antenna by a non-radiating cable. The absolute levels of the spurious emissions were measured by the substitution.

$$\text{Spurious attenuation limit in dB} = 43 + 10 \log_{10}(\text{power out in Watts})$$

8.3 Environmental Conditions

Temperature:	25 °C
Relative Humidity:	52%
ATM Pressure:	1012 mbar

8.4 Summary of Test Results/Plots

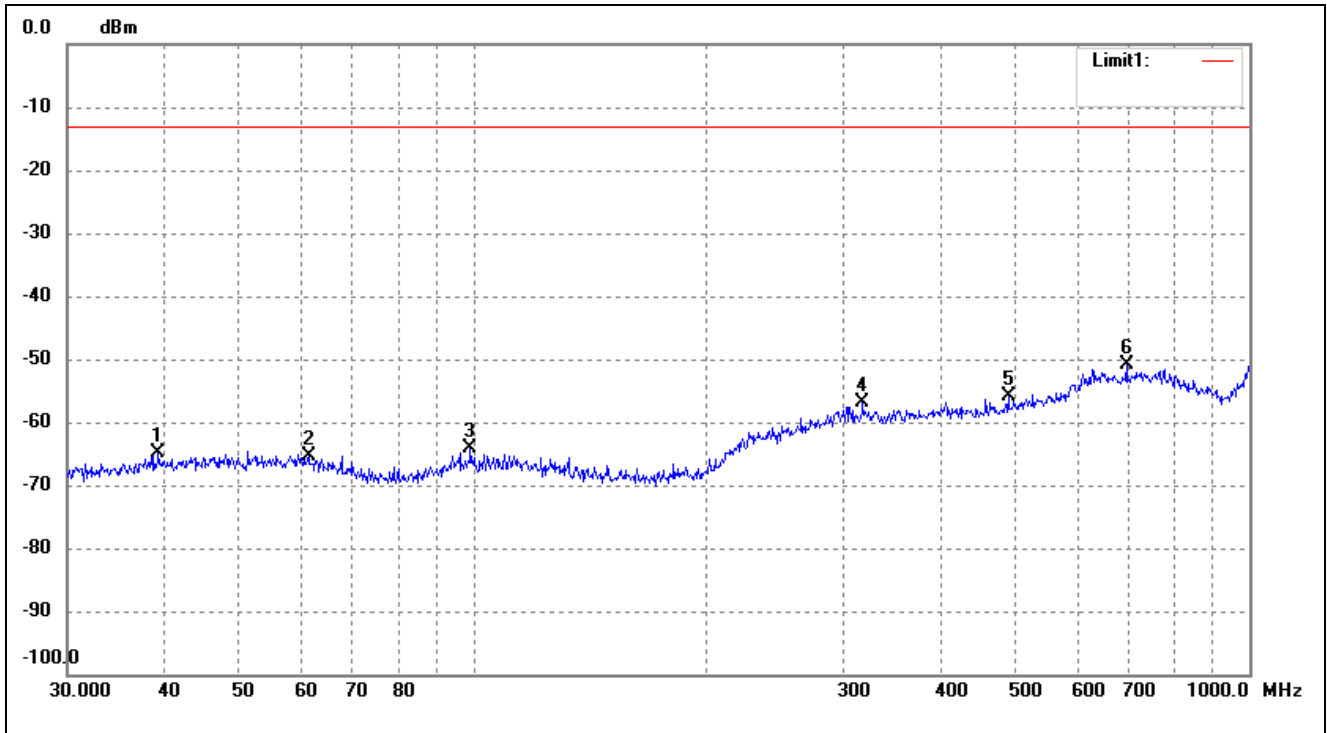
According to the data below, the FCC Part 22.917 and 24.238 standards, and had the worst margin of:

Note: this EUT was tested in 3 orthogonal positions and the worst case position data was reported.

Spurious Emission From 30MHz to 1GHz

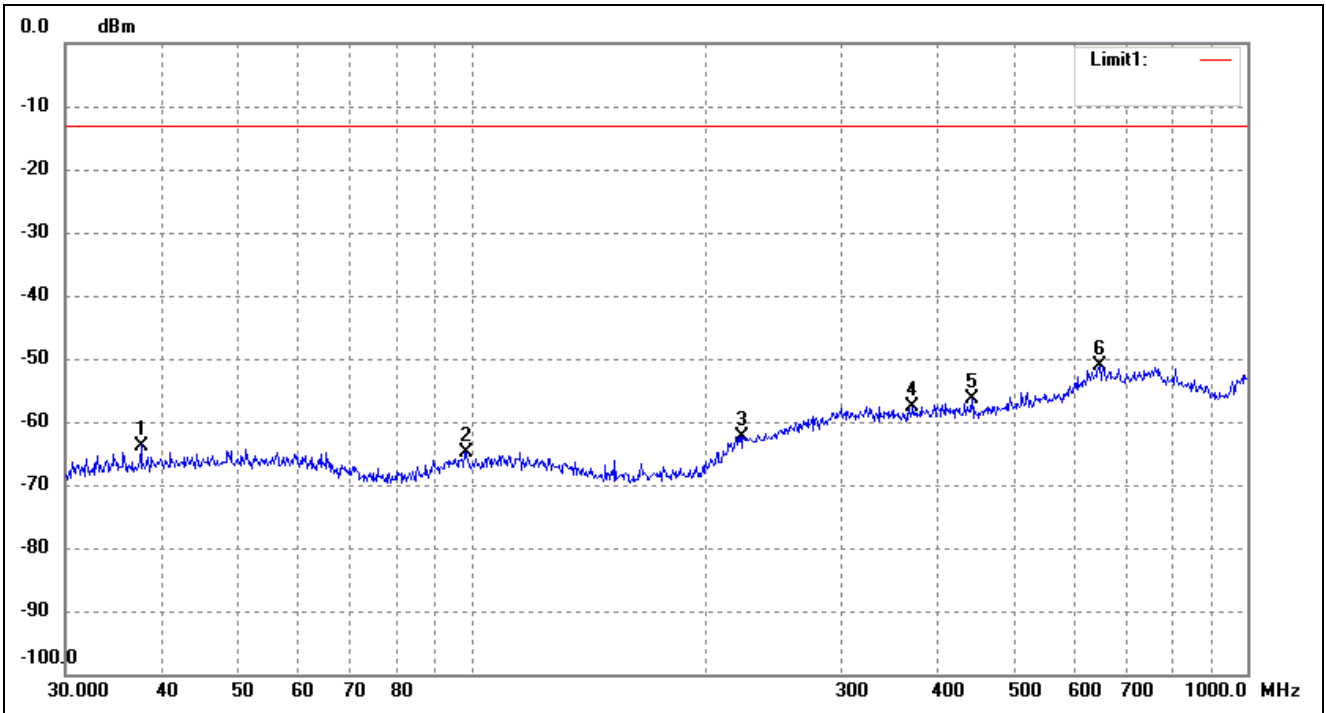
For Cellular Band_ GSM850 Mode

Horizontal:



No.	Frequency (MHz)	Reading (dBm)	Correct Factor(dB)	Result (dBm)	Limit (dBm)	Margin (dB)	Remark
1	39.2991	-69.76	4.82	-64.94	-13.00	-51.94	ERP
2	61.3463	-70.11	4.75	-65.36	-13.00	-52.36	ERP
3	99.1797	-69.04	4.81	-64.23	-13.00	-51.23	ERP
4	317.7011	-68.91	11.96	-56.95	-13.00	-43.95	ERP
5	489.0269	-68.86	12.91	-55.95	-13.00	-42.95	ERP
6	694.4174	-68.51	17.61	-50.90	-13.00	-37.90	ERP

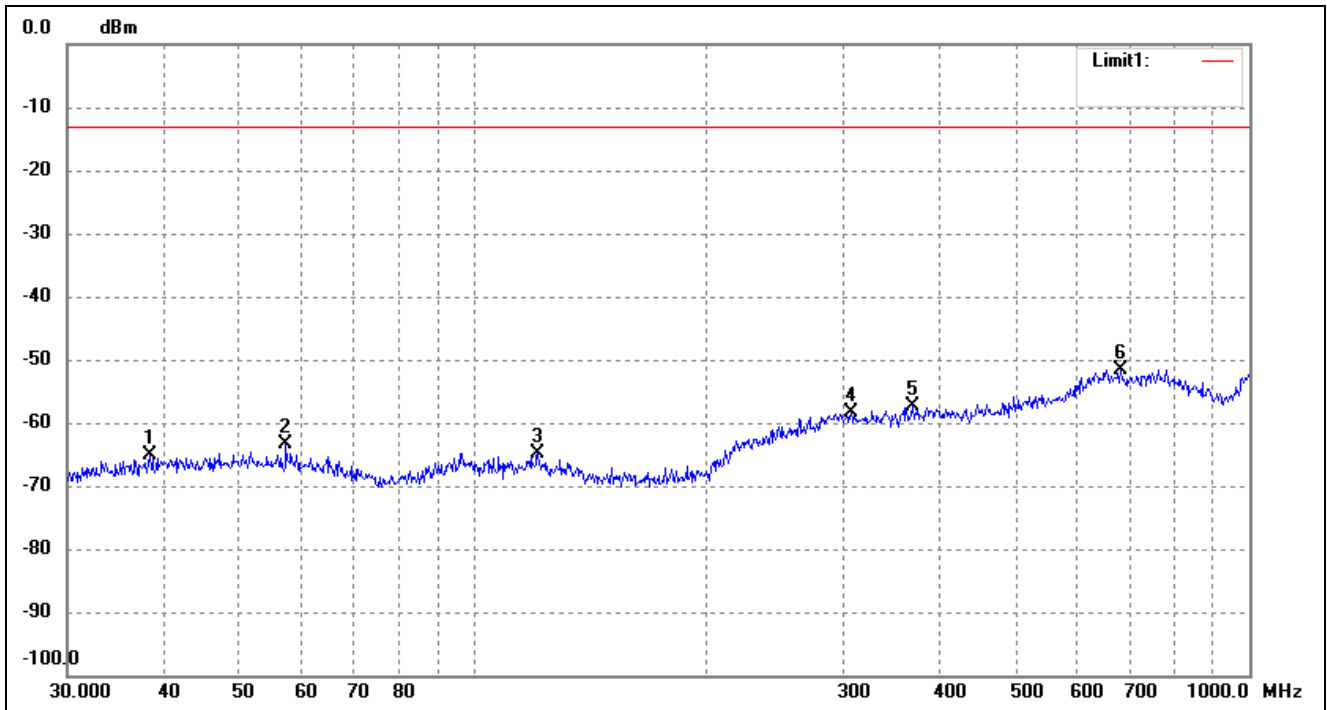
Vertical:



No.	Frequency (MHz)	Reading (dBm)	Correct Factor(dB)	Result (dBm)	Limit (dBm)	Margin (dB)	Remark
1	37.5479	-68.32	4.57	-63.75	-13.00	-50.75	ERP
2	98.4866	-69.52	4.71	-64.81	-13.00	-51.81	ERP
3	223.7334	-70.19	7.90	-62.29	-13.00	-49.29	ERP
4	370.7023	-69.46	11.84	-57.62	-13.00	-44.62	ERP
5	441.7426	-68.93	12.54	-56.39	-13.00	-43.39	ERP
6	645.1195	-69.17	17.94	-51.23	-13.00	-38.23	ERP

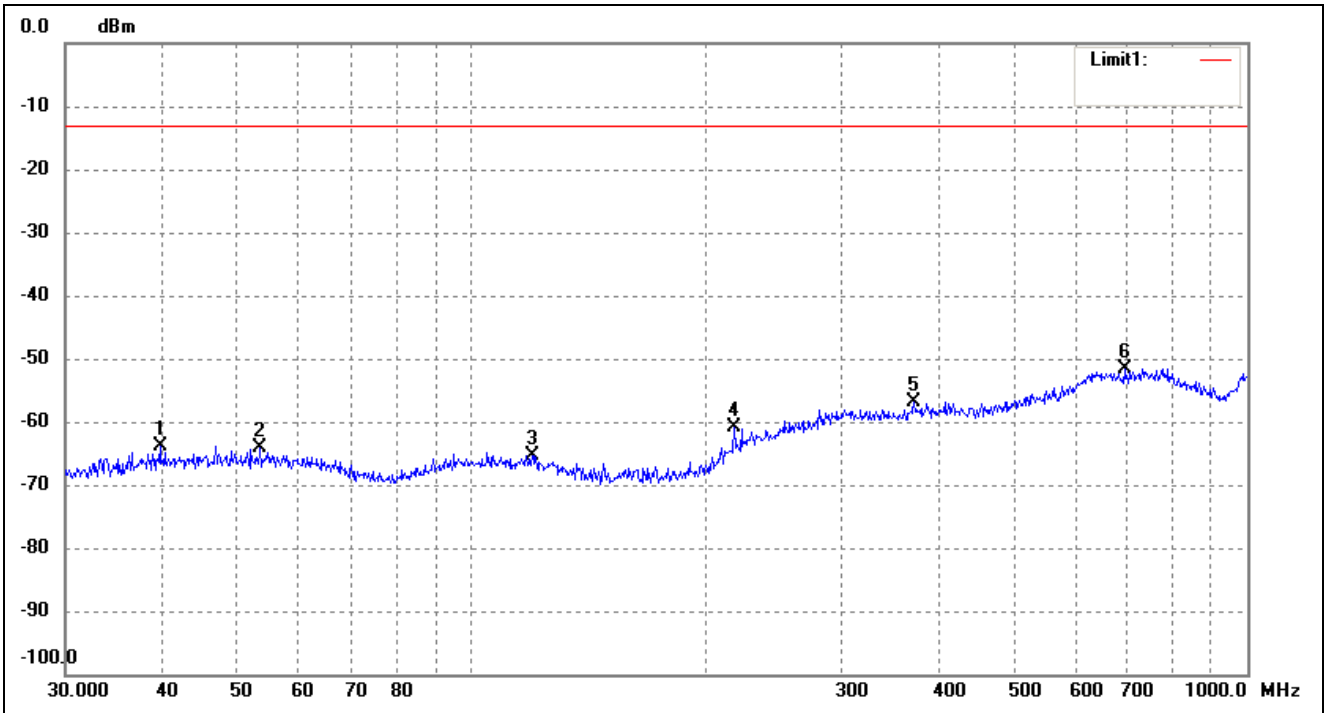
For Cellular Band_ GSM1900 Mode

Horizontal:



No.	Frequency (MHz)	Reading (dBm)	Correct Factor(dB)	Result (dBm)	Limit (dBm)	Margin (dB)	Remark
1	38.3462	-69.80	4.68	-65.12	-13.00	-52.12	ERP
2	57.3923	-68.48	4.99	-63.49	-13.00	-50.49	ERP
3	121.1231	-69.54	4.72	-64.82	-13.00	-51.82	ERP
4	306.7537	-70.38	11.94	-58.44	-13.00	-45.44	ERP
5	368.1116	-69.29	11.86	-57.43	-13.00	-44.43	ERP
6	682.3485	-70.14	18.50	-51.64	-13.00	-38.64	ERP

Vertical:

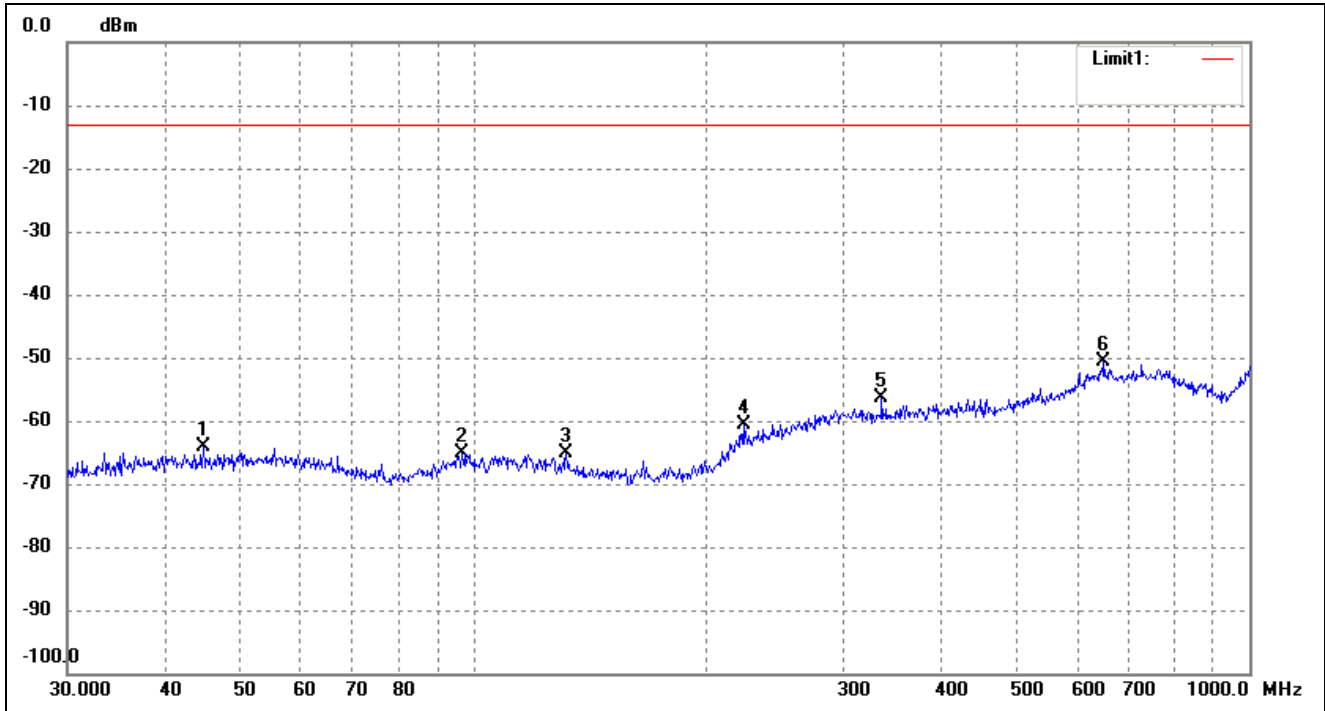


No.	Frequency (MHz)	Reading (dBm)	Correct Factor(dB)	Result (dBm)	Limit (dBm)	Margin (dB)	Remark
1	39.7147	-68.78	4.89	-63.89	-13.00	-50.89	ERP
2	53.5052	-69.21	5.06	-64.15	-13.00	-51.15	ERP
3	119.8556	-70.10	4.82	-65.28	-13.00	-52.28	ERP
4	218.3085	-68.29	7.32	-60.97	-13.00	-47.97	ERP
5	372.0045	-68.67	11.84	-56.83	-13.00	-43.83	ERP
6	694.4174	-69.23	17.61	-51.62	-13.00	-38.62	ERP

Note: Margin= (Reading+ Correct)- Limit

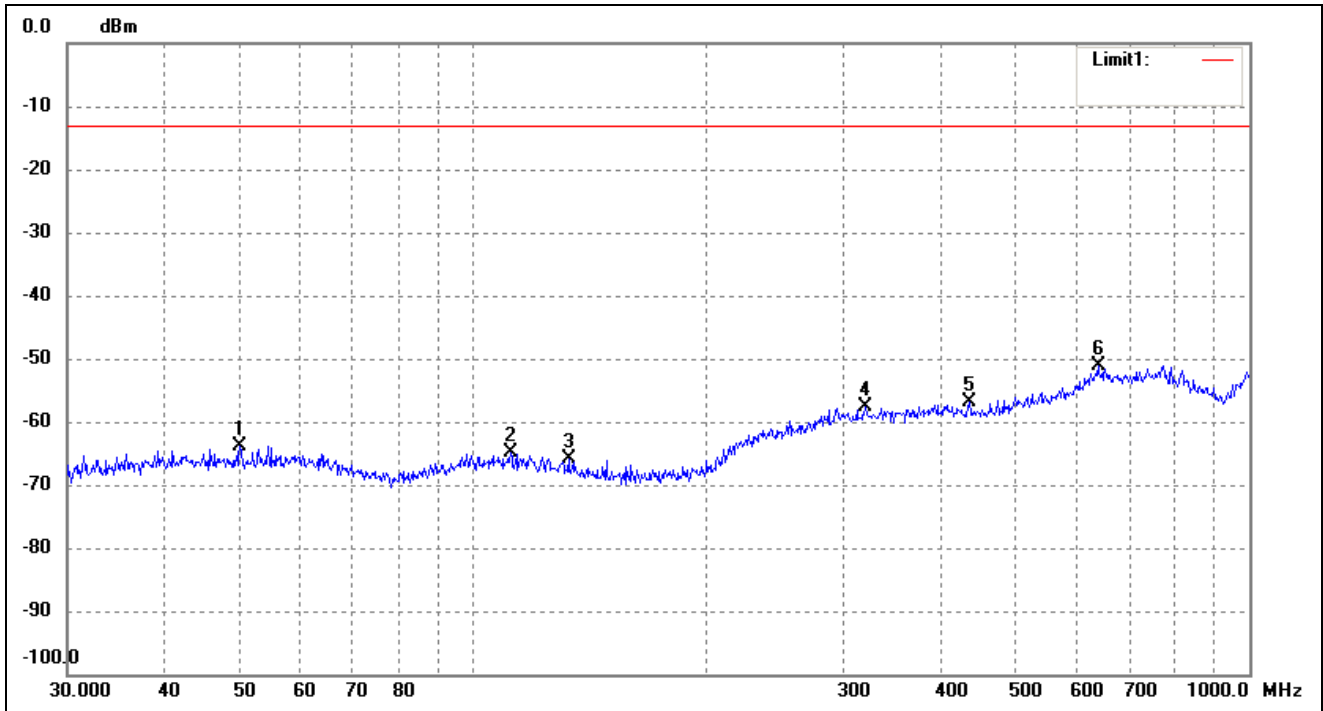
For band 5 Mode

Horizontal:



No.	Frequency (MHz)	Reading (dBm)	Correct Factor(dB)	Result (dBm)	Limit (dBm)	Margin (dB)	Remark
1	44.9006	-69.03	4.95	-64.08	-13.00	-51.08	ERP
2	96.7749	-69.49	4.46	-65.03	-13.00	-52.03	ERP
3	131.7577	-69.08	3.84	-65.24	-13.00	-52.24	ERP
4	222.9502	-68.59	7.85	-60.74	-13.00	-47.74	ERP
5	336.0352	-67.92	11.48	-56.44	-13.00	-43.44	ERP
6	649.6597	-68.52	17.84	-50.68	-13.00	-37.68	ERP

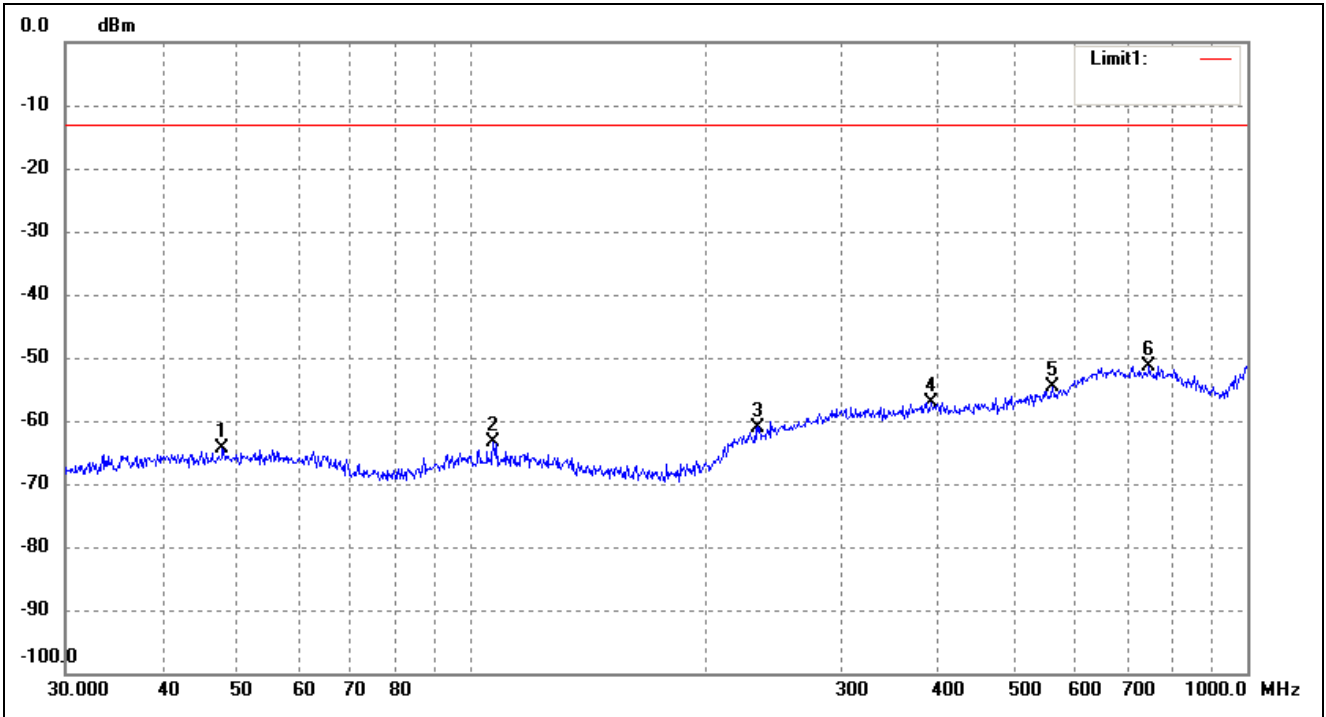
Vertical:



No.	Frequency (MHz)	Reading (dBm)	Correct (dB)	Result (dBm)	Limit (dBm)	Margin (dB)	Remark
1	50.0566	-68.75	4.98	-63.77	-13.00	-50.77	ERP
2	111.7380	-69.62	4.86	-64.76	-13.00	-51.76	ERP
3	132.6850	-69.59	3.76	-65.83	-13.00	-52.83	ERP
4	319.9370	-69.66	11.95	-57.71	-13.00	-44.71	ERP
5	435.5898	-69.29	12.35	-56.94	-13.00	-43.94	ERP
6	638.3686	-69.12	18.01	-51.11	-13.00	-38.11	ERP

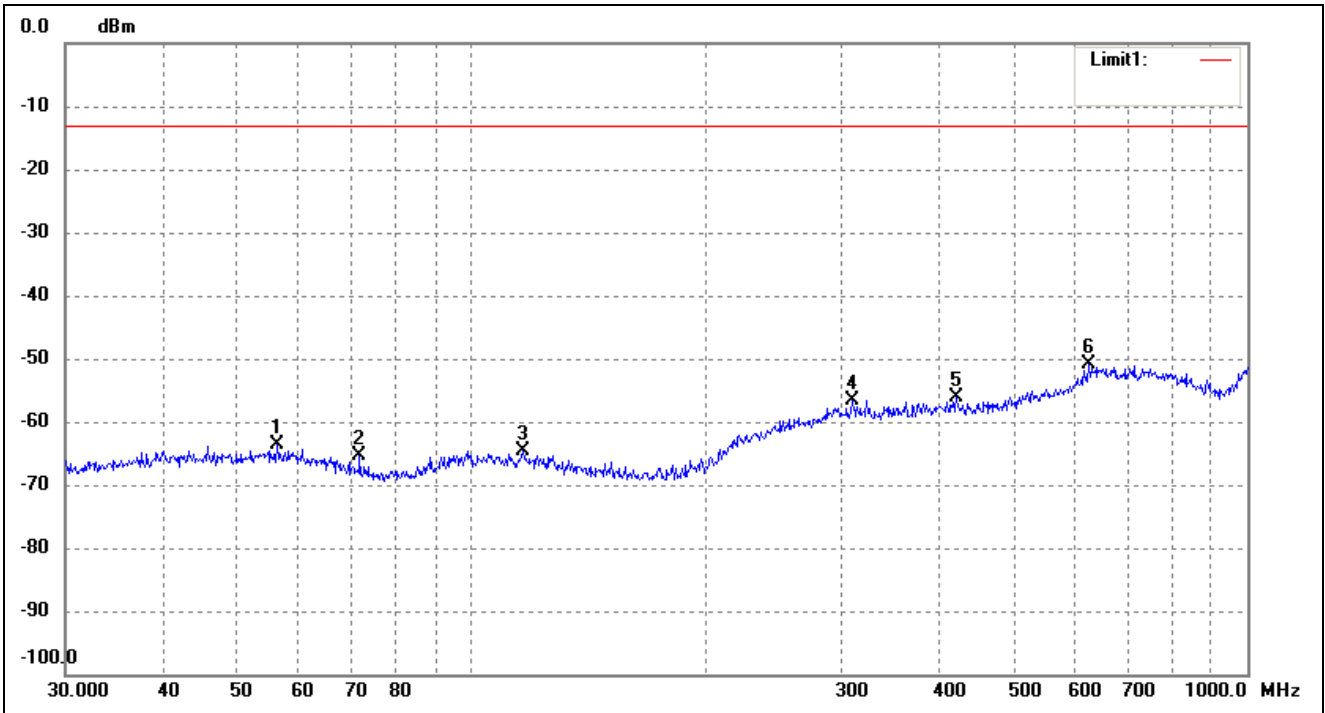
For band 2 Mode

Horizontal:



No.	Frequency (MHz)	Reading (dBm)	Correct (dB)	Result (dBm)	Limit (dBm)	Margin (dB)	Remark
1	47.8260	-69.42	4.96	-64.46	-13.00	-51.46	ERP
2	106.7587	-68.36	4.88	-63.48	-13.00	-50.48	ERP
3	234.1684	-69.56	8.56	-61.00	-13.00	-48.00	ERP
4	392.0951	-69.52	12.33	-57.19	-13.00	-44.19	ERP
5	560.6928	-68.79	14.05	-54.74	-13.00	-41.74	ERP
6	747.4826	-69.97	18.69	-51.28	-13.00	-38.28	ERP

Vertical:



No.	Frequency (MHz)	Reading (dBm)	Correct Factor(dB)	Result (dBm)	Limit (dBm)	Margin (dB)	Remark
1	56.1974	-68.52	5.01	-63.51	-13.00	-50.51	ERP
2	71.8320	-67.97	2.65	-65.32	-13.00	-52.32	ERP
3	116.5401	-69.57	4.83	-64.74	-13.00	-51.74	ERP
4	309.9977	-68.61	11.95	-56.66	-13.00	-43.66	ERP
5	422.0577	-68.01	11.95	-56.06	-13.00	-43.06	ERP
6	625.0780	-68.46	17.55	-50.91	-13.00	-37.91	ERP

Note: Margin= (Reading+ Correct)- Limit

Spurious Emissions Above 1GHz
For Cellular Band_GSM850 Mode

Frequency	Reading	Correct	Result	Limit	Margin	Polar
(MHz)	(dBm)	dB	(dBm)	(dBm)	(dB)	H/V
Low Channel (824.2MHz)						
1648.4	-37.36	4.94	-32.42	-13	-19.42	H
2472.6	-39.59	8.46	-31.13	-13	-18.13	H
1648.4	-34.39	4.94	-29.45	-13	-16.45	V
2472.6	-39.98	8.46	-31.52	-13	-18.52	V
Middle Channel (836.6MHz)						
1673.2	-34.02	5.11	-28.91	-13	-15.91	H
2509.8	-39.25	8.54	-30.71	-13	-17.71	H
1673.2	-37.73	5.11	-32.62	-13	-19.62	V
2509.8	-40.61	8.54	-32.07	-13	-19.07	V
High Channel (848.8MHz)						
1697.6	-36.08	5.29	-30.79	-13	-17.79	H
2546.4	-41.05	8.59	-32.46	-13	-19.46	H
1697.6	-34.77	5.29	-29.48	-13	-16.48	V
2546.4	-39.00	8.59	-30.41	-13	-17.41	V

For PCS Band_GSM1900 Mode

Frequency	Reading	Correct	Result	Limit	Margin	Polar
(MHz)	(dBm)	dB	(dBm)	(dBm)	(dB)	H/V
Low Channel (1850.2MHz)						
3700.4	-36.75	10.54	-26.21	-13	-13.21	H
5550.6	-39.76	13.37	-26.39	-13	-13.39	H
3700.4	-34.61	10.54	-24.07	-13	-11.07	V
5550.6	-38.11	13.37	-24.74	-13	-11.74	V
Middle Channel (1880MHz)						
3760.0	-37.29	10.64	-26.65	-13	-13.65	H
5640.0	-40.14	13.54	-26.6	-13	-13.6	H
3760.0	-37.34	10.64	-26.7	-13	-13.70	V
5640.0	-40.04	13.54	-26.5	-13	-13.50	V
High Channel (1909.8MHz)						
3819.6	-36.28	10.74	-25.54	-13	-12.54	H
5729.4	-41.65	13.71	-27.94	-13	-14.94	H
3819.6	-37.9	10.74	-27.16	-13	-14.16	V
5729.4	-38.56	13.71	-24.85	-13	-11.85	V

For Band 5 Mode

Frequency (MHz)	Reading (dBm)	Correct dB	Result (dBm)	Limit (dBm)	Margin (dB)	Polar H/V
Low Channel (826.4MHz)						
1652.8	-36.19	4.97	-31.22	-13	-18.22	H
2479.2	-38.61	8.47	-30.14	-13	-17.14	H
1652.8	-36.09	4.97	-31.12	-13	-18.12	V
2479.2	-41.24	8.47	-32.77	-13	-19.77	V
Middle Channel (836.6MHz)						
1672.8	-34.58	5.11	-29.47	-13	-16.47	H
2509.2	-39.84	8.54	-31.3	-13	-18.3	H
1672.8	-35.87	5.11	-30.76	-13	-17.76	V
2509.2	-38.85	8.54	-30.31	-13	-17.31	V
High Channel (846.6MHz)						
1693.2	-34.16	5.25	-28.91	-13	-15.91	H
2539.8	-41.67	8.57	-33.1	-13	-20.1	H
1693.2	-35.58	5.25	-30.33	-13	-17.33	V
2539.8	-39.16	8.57	-30.59	-13	-17.59	V

For Band 2 Mode

Frequency (MHz)	Reading (dBm)	Correct dB	Result (dBm)	Limit (dBm)	Margin (dB)	Polar H/V
Low Channel (1852.4MHz)						
3704.8	-34.18	10.17	-24.01	-13	-11.01	H
5557.2	-40.7	14.69	-26.01	-13	-13.01	H
3704.8	-37.46	10.17	-27.29	-13	-14.29	V
5557.2	-38.55	14.69	-23.86	-13	-10.86	V
Middle Channel (1880MHz)						
3760.8	-37.18	10.26	-26.92	-13	-13.92	H
5640.0	-38.57	14.78	-23.79	-13	-10.79	H
3760.8	-34.45	10.26	-24.19	-13	-11.19	V
5640.0	-38.9	14.78	-24.12	-13	-11.12	V
High Channel (1907.6MHz)						
3815.2	-35.45	10.59	-24.86	-13	-11.86	H
5722.8	-38.68	15.03	-23.65	-13	-10.65	H
3815.2	-36.28	10.59	-25.69	-13	-12.69	V
5722.8	-39.68	15.03	-24.65	-13	-11.65	H

Note: Result=Reading+ Correct, Margin= Result- Limit

Testing is carried out with frequency rang 9kHz to 20GHz, which above 3th Harmonics are attenuated more than 20dB below the permissible limits or the field strength is too small to be measured, so the data is not display.

9. Frequency Stability

9.1 Standard Applicable

According to §22.355, the carrier frequency of each transmitter in the Public Mobile Services must be maintained within the tolerances given in Table below:

Frequency Tolerance for Cellular Band

Frequency range (MHz)	Base, fixed (ppm)	Mobile >3 watts (ppm)	Mobile ≤3 watts (ppm)
25 to 50	20.0	20.0	50.0
50 to 450	5.0	5.0	50.0
450 to 512	2.5	5.0	5.0
821 to 896	1.5	2.5	2.5
928 to 929	5.0	N/A	N/A
929 to 960	1.5	N/A	N/A
2110 to 2220	10.0	N/A	N/A

According to §24.235, the frequency stability shall be sufficient to ensure that the fundamental emission stays within the authorized frequency block.

According to §27.54 The frequency stability shall be sufficient to ensure that the fundamental emissions stay within the authorized bands of operation.

9.2 Test Procedure

According to §2.1055, the following test procedure was performed.

The Frequency Stability is measured directly with a Frequency Domain Analyzer. Frequency Deviation in ppm is calculated from the measured peak to peak value.

The Carrier Frequency Stability over Power Supply Voltage and over Temperature is measured with a Frequency Domain Analyzer in histogram mode

Temperature:	Supply Voltage
20°C	DC 3.3-4.2V declared by manufacturer
-30°C to +50°C	Normal

9.3 Environmental Conditions

Temperature:	20°C
Relative Humidity:	54%
ATM Pressure:	1011 mbar

9.4 Summary of Test Results/Plots

For Cellular Band GSM Mode

Reference Frequency(Middle Channel): 836.6 MHz, Limit: 2.5ppm			
Environment Temperature (°C)	Power Supplied (VDC)	Frequency Measure with Time Elapsed	
		MCF (Hz)	Error (ppm)
50	3.7	64	0.0765
40	3.7	55	0.0657
30	3.7	46	0.0550
20	3.7	40	0.0478
10	3.7	36	0.0430
0	3.7	29	0.0347
-10	3.7	33	0.0394
-20	3.7	37	0.0442
-30	3.7	45	0.0538

For PCS Band GSM Mode

Reference Frequency(Middle Channel): 1880 MHz, Limit: 2.5ppm			
Environment Temperature (°C)	Power Supplied (VDC)	Frequency Measure with Time Elapsed	
		MCF (Hz)	Error (ppm)
50	3.7	50	0.0266
40	3.7	46	0.0245
30	3.7	35	0.0186
20	3.7	32	0.0170
10	3.7	25	0.0133
0	3.7	17	0.0090
-10	3.7	24	0.0128
-20	3.7	29	0.0154
-30	3.7	34	0.0181

For Cellular Band GPRS Mode

Reference Frequency(Middle Channel): 836.6MHz, Limit: 2.5ppm			
Environment Temperature (°C)	Power Supplied (VDC)	Frequency Measure with Time Elapsed	
		MCF (Hz)	Error (ppm)
50	3.7	57	0.0681
40	3.7	45	0.0538
30	3.7	38	0.0454
20	3.7	32	0.0383
10	3.7	26	0.0311
0	3.7	22	0.0263
-10	3.7	27	0.0323
-20	3.7	33	0.0394
-30	3.7	38	0.0454

For PCS Band GPRS Mode

Reference Frequency(Middle Channel): 1880 MHz, Limit: 2.5ppm			
Environment Temperature (°C)	Power Supplied (VDC)	Frequency Measure with Time Elapsed	
		MCF (Hz)	Error (ppm)
50	3.7	65	0.0346
40	3.7	58	0.0309
30	3.7	47	0.0250
20	3.7	41	0.0218
10	3.7	33	0.0176
0	3.7	29	0.0154
-10	3.7	35	0.0186
-20	3.7	42	0.0223
-30	3.7	47	0.0250

For Cellular Band EDGE Mode

Reference Frequency(Middle Channel): 836.6MHz, Limit: 2.5ppm			
Environment Temperature (°C)	Power Supplied (VDC)	Frequency Measure with Time Elapsed	
		MCF (Hz)	Error (ppm)
50	3.7	67	0.0801
40	3.7	52	0.0622
30	3.7	40	0.0478
20	3.7	34	0.0406
10	3.7	27	0.0323
0	3.7	22	0.0263
-10	3.7	28	0.0335
-20	3.7	34	0.0406
-30	3.7	38	0.0454

For PCS Band EDGE Mode

Reference Frequency(Middle Channel): 1880 MHz, Limit: 2.5ppm			
Environment Temperature (°C)	Power Supplied (VDC)	Frequency Measure with Time Elapsed	
		MCF (Hz)	Error (ppm)
50	3.7	75	0.0399
40	3.7	64	0.0340
30	3.7	54	0.0287
20	3.7	47	0.0250
10	3.7	39	0.0207
0	3.7	35	0.0186
-10	3.7	40	0.0213
-20	3.7	47	0.0250
-30	3.7	53	0.0282

For WCDMA Band 5 Mode

Reference Frequency(Middle Channel): 836.6 MHz, Limit: 2.5ppm			
Environment Temperature (°C)	Power Supplied (VDC)	Frequency Measure with Time Elapsed	
		MCF (Hz)	Error (ppm)
50	3.7	58	0.0693
40	3.7	45	0.0538
30	3.7	38	0.0454
20	3.7	31	0.0371
10	3.7	25	0.0299
0	3.7	18	0.0215
-10	3.7	25	0.0299
-20	3.7	32	0.0383
-30	3.7	38	0.0454

For WCDMA Band 2 Mode

Reference Frequency(Middle Channel): 1880 MHz, Limit: 2.5ppm			
Environment Temperature (°C)	Power Supplied (VDC)	Frequency Measure with Time Elapsed	
		MCF (Hz)	Error (ppm)
50	3.7	77	0.0410
40	3.7	64	0.0340
30	3.7	53	0.0282
20	3.7	48	0.0255
10	3.7	43	0.0229
0	3.7	38	0.0202
-10	3.7	45	0.0239
-20	3.7	52	0.0277
-30	3.7	55	0.0293

For HSDPA Band 5 Mode

Reference Frequency(Middle Channel): 836.6 MHz, Limit: 2.5ppm			
Environment Temperature (°C)	Power Supplied (VDC)	Frequency Measure with Time Elapsed	
		MCF (Hz)	Error (ppm)
50	3.7	58	0.0693
40	3.7	50	0.0598
30	3.7	41	0.0490
20	3.7	35	0.0418
10	3.7	27	0.0323
0	3.7	23	0.0275
-10	3.7	29	0.0347
-20	3.7	33	0.0394
-30	3.7	37	0.0442

For HSDPA Band 2 Mode

Reference Frequency(Middle Channel): 1880 MHz, Limit: 2.5ppm			
Environment Temperature (°C)	Power Supplied (VDC)	Frequency Measure with Time Elapsed	
		MCF (Hz)	Error (ppm)
50	3.7	70	0.0372
40	3.7	56	0.0298
30	3.7	47	0.0250
20	3.7	43	0.0229
10	3.7	38	0.0202
0	3.7	32	0.0170
-10	3.7	35	0.0186
-20	3.7	40	0.0213
-30	3.7	44	0.0234

For HSUPA Band 5 Mode

Reference Frequency(Middle Channel): 836.6 MHz, Limit: 2.5ppm			
Environment Temperature (°C)	Power Supplied (VDC)	Frequency Measure with Time Elapsed	
		MCF (Hz)	Error (ppm)
50	3.7	58	0.0693
40	3.7	52	0.0622
30	3.7	42	0.0502
20	3.7	35	0.0418
10	3.7	27	0.0323
0	3.7	21	0.0251
-10	3.7	25	0.0299
-20	3.7	28	0.0335
-30	3.7	33	0.0394

For HSUPA Band 2 Mode

Reference Frequency(Middle Channel): 1880 MHz, Limit: 2.5ppm			
Environment Temperature (°C)	Power Supplied (VDC)	Frequency Measure with Time Elapsed	
		MCF (Hz)	Error (ppm)
50	3.7	68	0.0362
40	3.7	54	0.0287
30	3.7	42	0.0223
20	3.7	38	0.0202
10	3.7	34	0.0181
0	3.7	29	0.0154
-10	3.7	36	0.0191
-20	3.7	42	0.0223
-30	3.7	49	0.0261

So, Frequency Stability Versus Input Voltage is:

Reference Frequency(Middle Channel): GSM 836.6MHz, Limit: 2.5ppm			
Environment Temperature (°C)	Power Supplied (VDC)	Frequency Measure with Time Elapsed	
		Frequency (Hz)	Error (ppm)
20	3.3	48	0.0574
	3.7	40	0.0478
	4.2	42	0.0502
Reference Frequency(Middle Channel): GSM 1880 MHz, Limit: 2.5ppm			
Environment Temperature (°C)	Power Supplied (VDC)	Frequency Measure with Time Elapsed	
		Frequency (Hz)	Error (ppm)
20	3.3	45	0.0239
	3.7	32	0.0170
	4.2	53	0.0282
Reference Frequency(Middle Channel): GPRS 836.6MHz, Limit: 2.5ppm			
Environment Temperature (°C)	Power Supplied (VDC)	Frequency Measure with Time Elapsed	
		Frequency (Hz)	Error (ppm)
20	3.3	35	0.0418
	3.7	32	0.0383
	4.2	37	0.0442
Reference Frequency(Middle Channel): GPRS 1880 MHz, Limit: 2.5ppm			
Environment Temperature (°C)	Power Supplied (VDC)	Frequency Measure with Time Elapsed	
		Frequency (Hz)	Error (ppm)
20	3.3	27	0.0144
	3.7	41	0.0218
	4.2	24	0.0128

Reference Frequency(Middle Channel): EDGE 836.6MHz, Limit: 2.5ppm			
Environment Temperature (°C)	Power Supplied (VDC)	Frequency Measure with Time Elapsed	
		Frequency (Hz)	Error (ppm)
20	3.3	37	0.0442
	3.7	34	0.0406
	4.2	30	0.0359
Reference Frequency(Middle Channel): EDGE 1880 MHz, Limit: 2.5ppm			
Environment Temperature (°C)	Power Supplied (VDC)	Frequency Measure with Time Elapsed	
		Frequency (Hz)	Error (ppm)
20	3.3	26	0.0138
	3.7	47	0.0250
	4.2	25	0.0133
Reference Frequency(Middle Channel): WCDMA 836.6MHz, Limit: 2.5ppm			
Environment Temperature (°C)	Power Supplied (VDC)	Frequency Measure with Time Elapsed	
		Frequency (Hz)	Error (ppm)
20	3.3	25	0.0299
	3.7	31	0.0371
	4.2	25	0.0299
Reference Frequency(Middle Channel): WCDMA 1880 MHz, Limit: 2.5ppm			
Environment Temperature (°C)	Power Supplied (VDC)	Frequency Measure with Time Elapsed	
		Frequency (Hz)	Error (ppm)
20	3.3	22	0.0117
	3.7	48	0.0255
	4.2	31	0.0165
Reference Frequency(Middle Channel): HSDPA 836.6MHz, Limit: 2.5ppm			
Environment Temperature (°C)	Power Supplied (VDC)	Frequency Measure with Time Elapsed	
		Frequency (Hz)	Error (ppm)
20	3.3	43	0.0514
	3.7	35	0.0418
	4.2	35	0.0418

Reference Frequency(Middle Channel): HSDPA 1880 MHz, Limit: 2.5ppm			
Environment Temperature (°C)	Power Supplied (VDC)	Frequency Measure with Time Elapsed	
		Frequency (Hz)	Error (ppm)
20	3.3	38	0.0202
	3.7	43	0.0229
	4.2	39	0.0207
Reference Frequency(Middle Channel): HSUPA 836.6MHz, Limit: 2.5ppm			
Environment Temperature (°C)	Power Supplied (VDC)	Frequency Measure with Time Elapsed	
		Frequency (Hz)	Error (ppm)
20	3.3	38	0.0454
	3.7	35	0.0418
	4.2	37	0.0442
Reference Frequency(Middle Channel): HSUPA 1880 MHz, Limit: 2.5ppm			
Environment Temperature (°C)	Power Supplied (VDC)	Frequency Measure with Time Elapsed	
		Frequency (Hz)	Error (ppm)
20	3.3	35	0.0186
	3.7	38	0.0202
	4.2	34	0.0181

***** END OF REPORT *****