













SW5001-WgN1 FCC Label.jpg

SW5001-WgN1 FCC Label

ABLELink®	
Model Name: SW5001-WgN1	 
Default IP: 10.0.50.100 / 192.168.1.1 Input: +9V~30V DC, 0.5A Max MAC: FCC ID: RPV-SW5001-WgN1	   Made in Taiwan

ABLELink®	
Model Name: SW5001-WgN1	 
Default IP: 10.0.50.100 / 192.168.1.1 Input: +9V~30V DC, 0.5A Max MAC: FCC ID: RPV-SW5001-WgN1	   Made in Taiwan

54 mm

26 mm