



## Appendix B

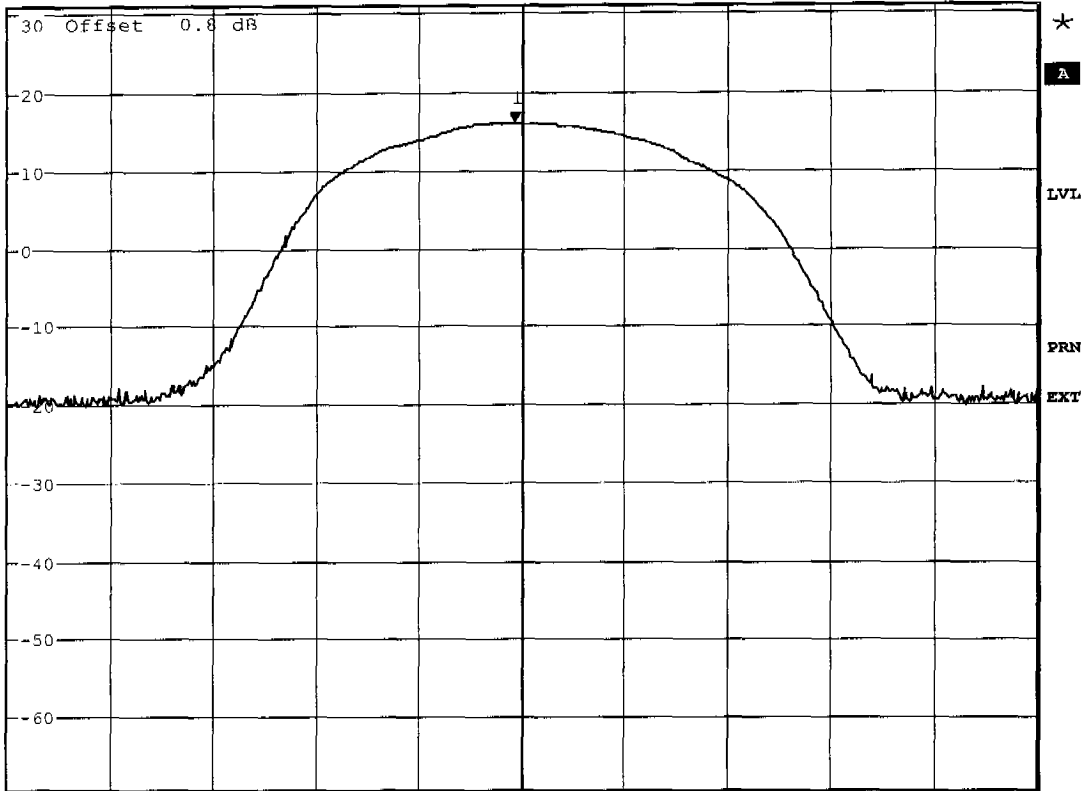
Peak Output Power



\*RBW 20 MHz      Marker 1 [T1 ]  
\*VBW 10 MHz      16.09 dBm  
SWT 2.5 ms      2.411487179 GHz

Ref 30.8 dBm      \*Att 50 dB

1 PK  
VIEW



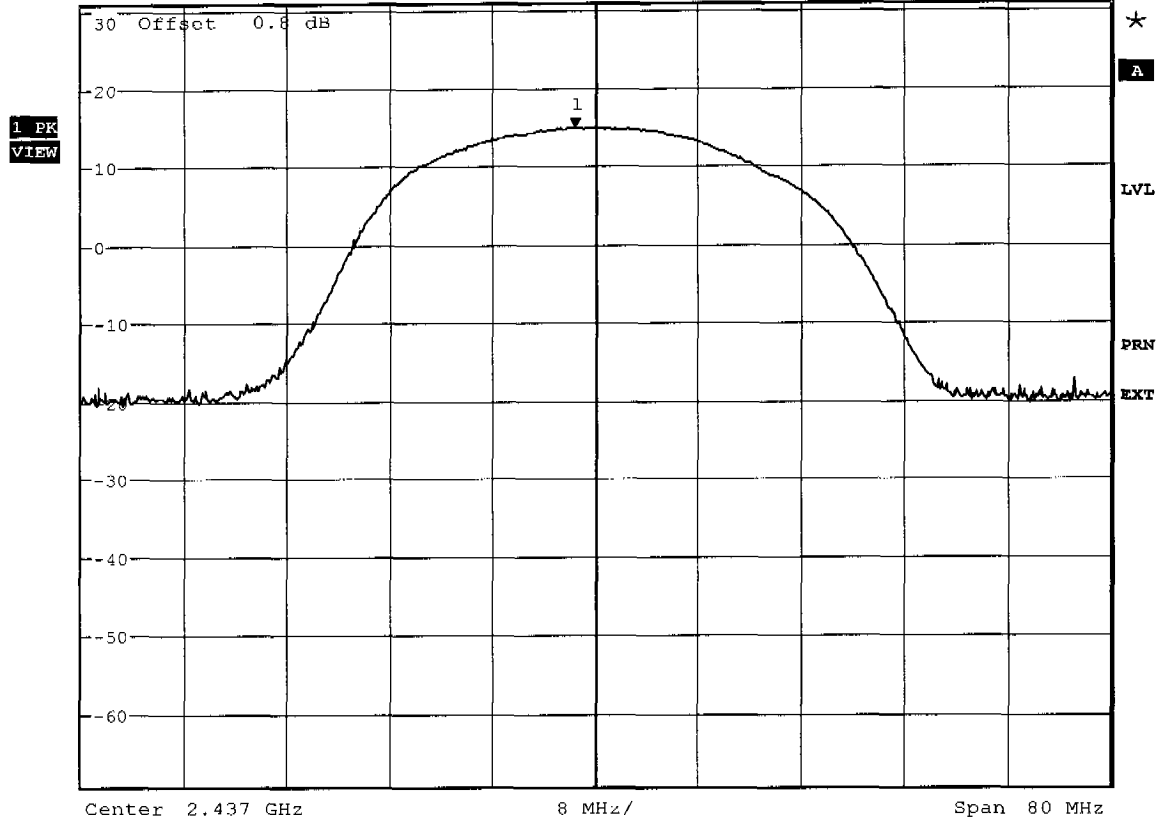
Center 2.412 GHz      8 MHz/      Span 80 MHz

Comment A: Output Power Conducted 11Mb/s 100% Voltage  
Date: 5.DEC.2003 08:52:30



\*RBW 20 MHz      Marker 1 [T1 ]  
\*VBW 10 MHz      14.82 dBm  
SWT 2.5 ms      2.435461538 GHz

Ref 30.8 dBm      \*Att 50 dB



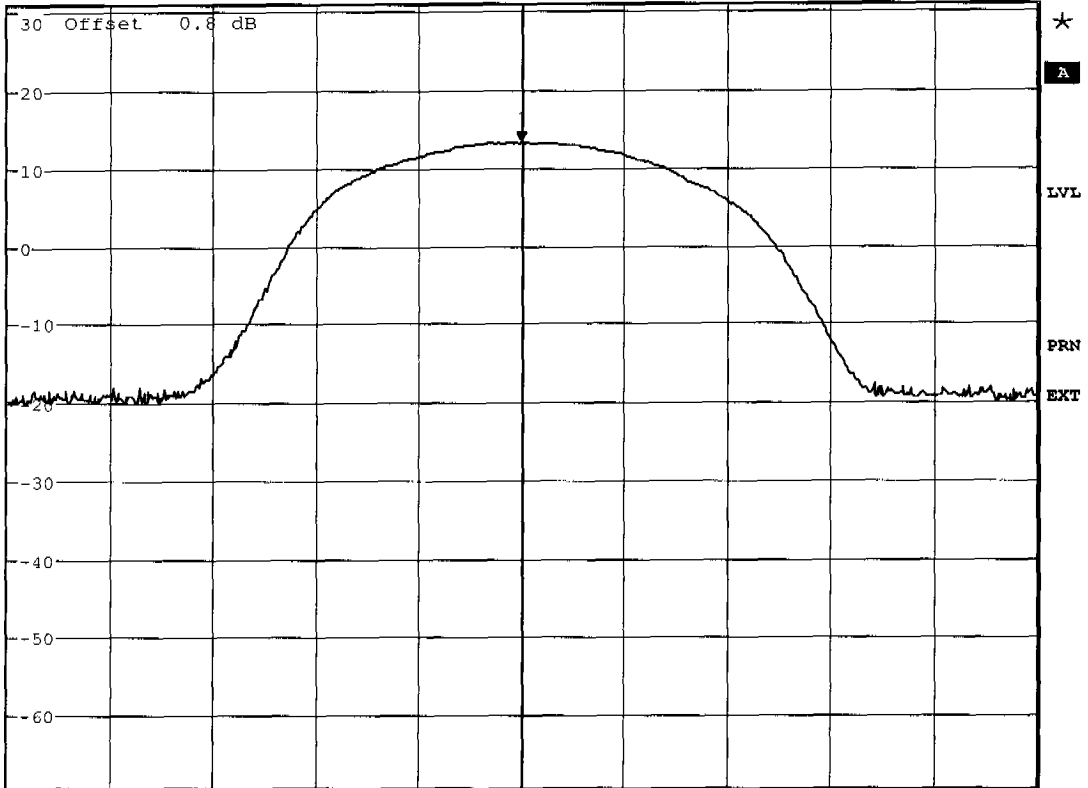
Comment A: Output Power Conducted 11Mb/s 100% Voltage  
Date: 5.DEC.2003 08:51:42



\*RBW 20 MHz      Marker 1 [T1 ]  
\*VBW 10 MHz      13.31 dBm  
SWT 2.5 ms      2.462000000 GHz

Ref 30.8 dBm      \*Att 50 dB

1 PK  
VIEW



Center 2.462 GHz      8 MHz/      Span 80 MHz

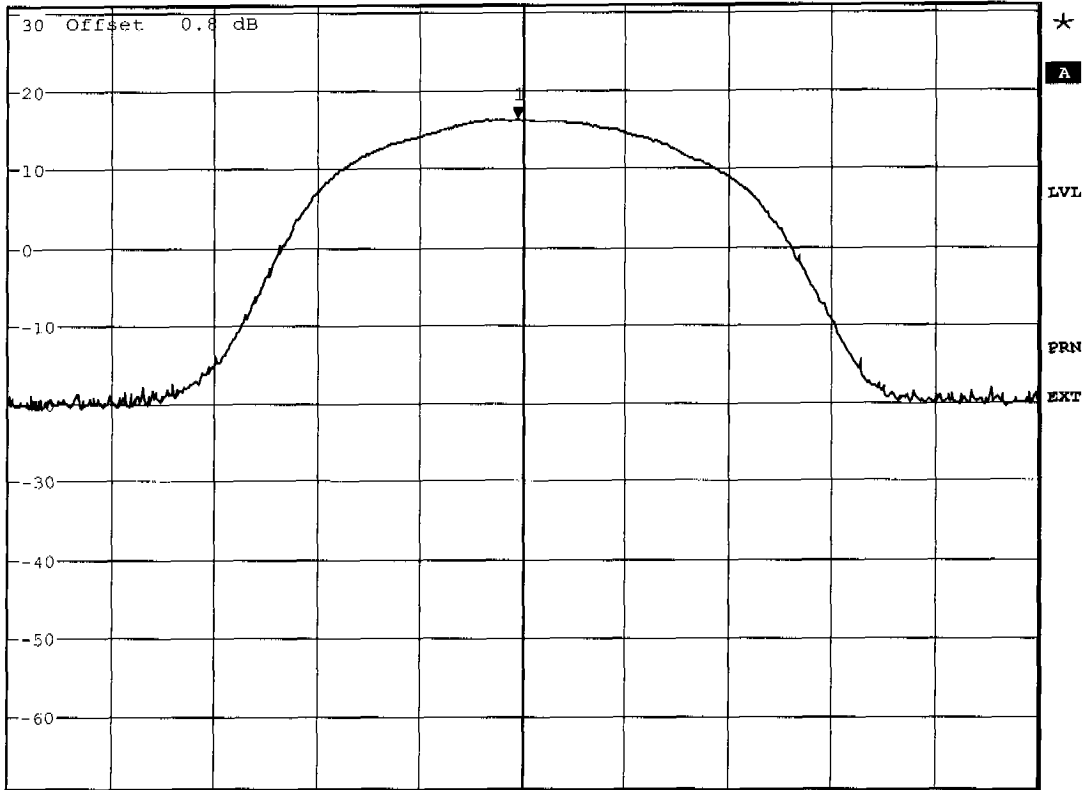
Comment A: Output Power Conducted 11Mb/s 100% Voltage  
Date: 5.DEC.2003 08:50:54



\*RBW 20 MHz      Marker 1 [T1 ]  
\*VBW 10 MHz      16.14 dBm  
SWT 2.5 ms      2.411615385 GHz

Ref 30.8 dBm      \*Att 50 dB

1 PK  
VIEW

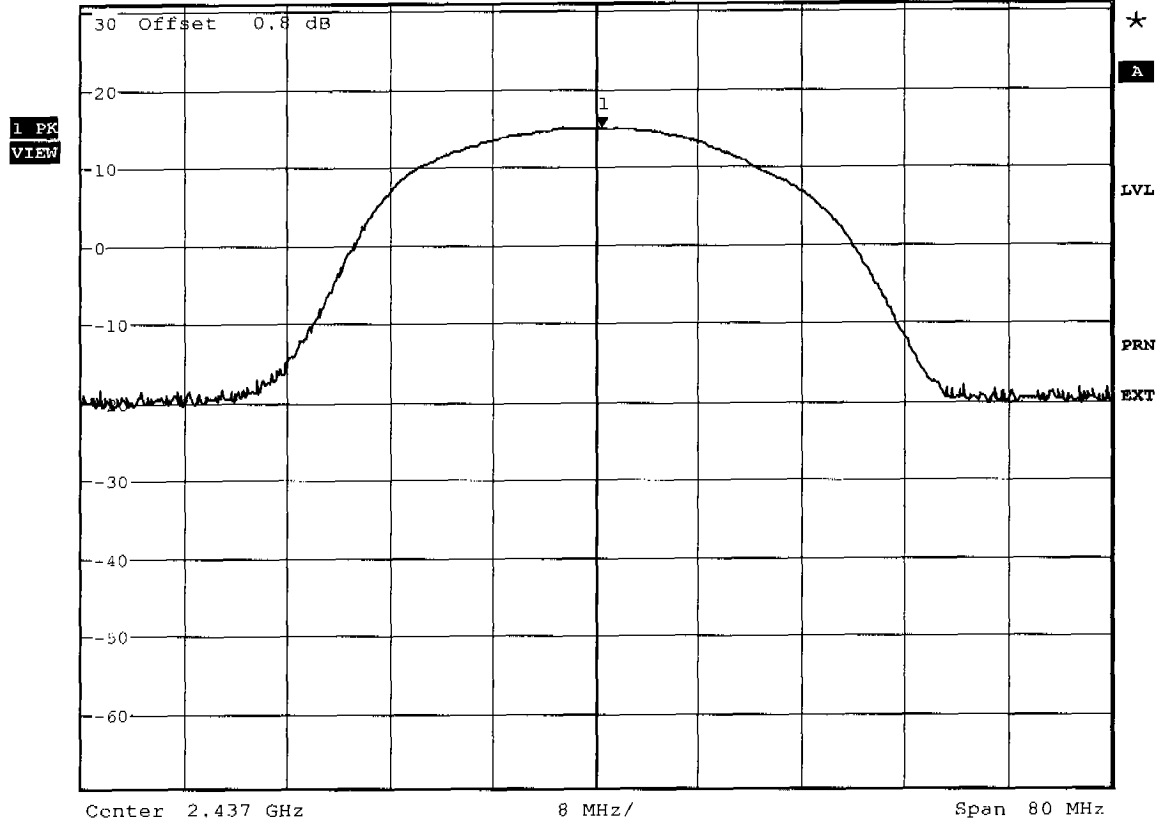


Comment A: Output Power Conducted 11Mb/s 85% Voltage  
Date: 5.DEC.2003 09:16:45



\*RBW 20 MHz      Marker 1 [T1 ]  
\*VBW 10 MHz      14.99 dBm  
SWT 2.5 ms      2.437512821 GHz

Ref 30.8 dBm      \*Att 50 dB

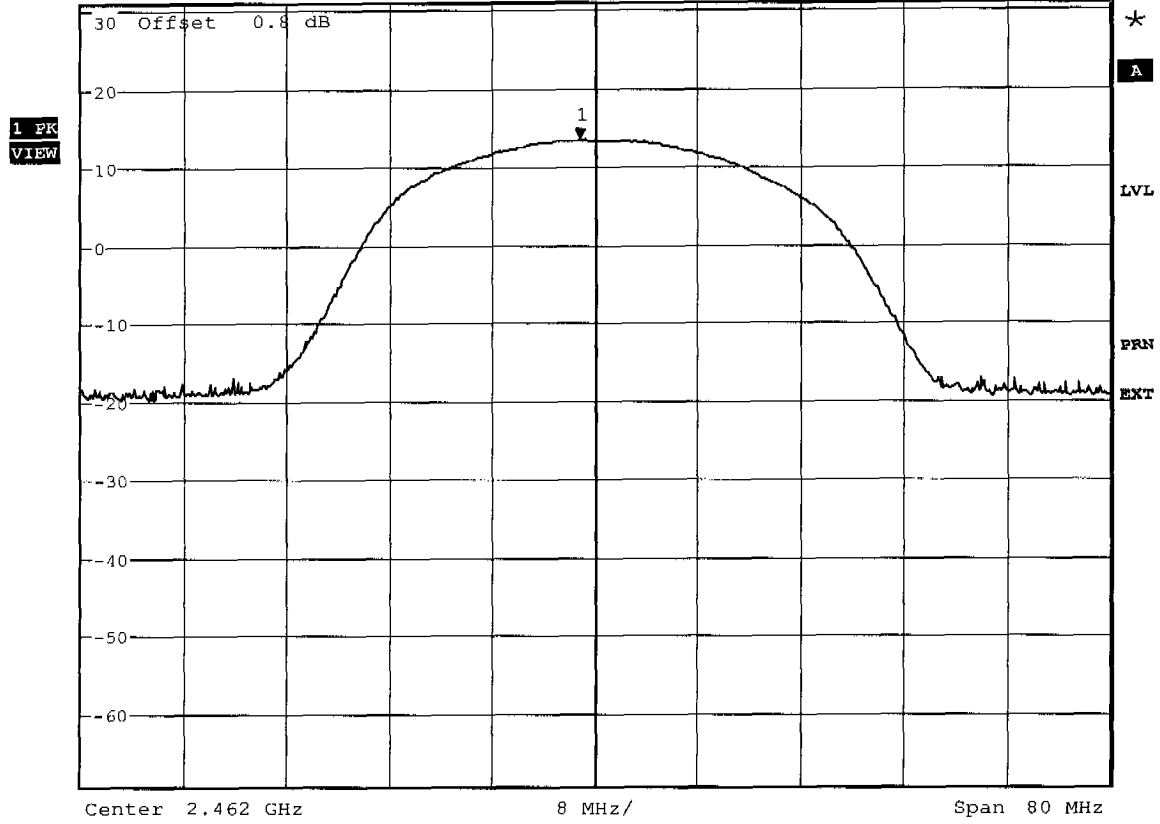


Comment A: Output Power Conducted 11Mb/s 85% Voltage  
Date: 5.DEC.2003 09:16:04



\*RBW 20 MHz      Marker 1 [T1 ]  
\*VBW 10 MHz      13.49 dBm  
SWT 2.5 ms      2.460846154 GHz

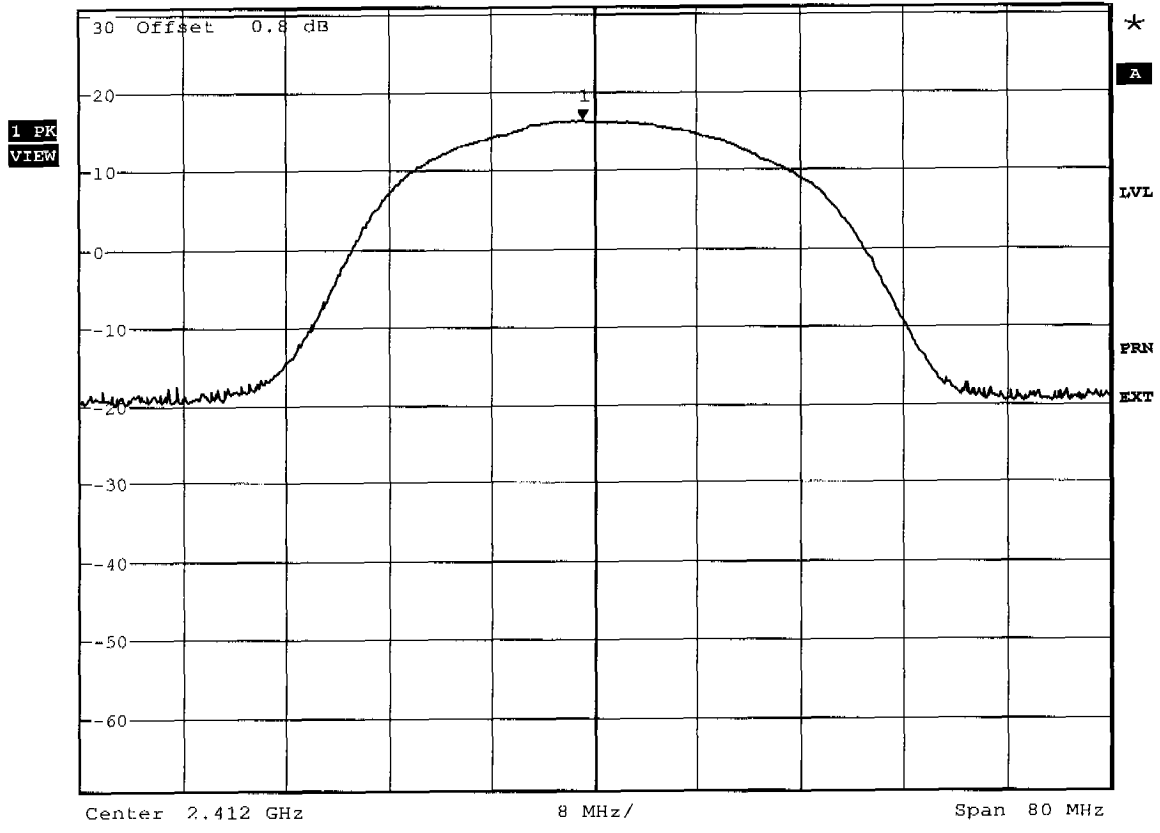
Ref 30.8 dBm      \*Att 50 dB



Comment A: Output Power Conducted 11Mb/s 85% Voltage  
Date: 5.DEC.2003 09:15:29



Ref 30.8 dBm      \*Att 50 dB      \*RBW 20 MHz      Marker 1 [T1]      16.14 dBm  
\*VBW 10 MHz      2.411102564 GHz  
SWT 2.5 ms



Comment A: Output Power Conducted 11Mb/s 115% Voltage  
Date: 5.DEC.2003 09:10:59

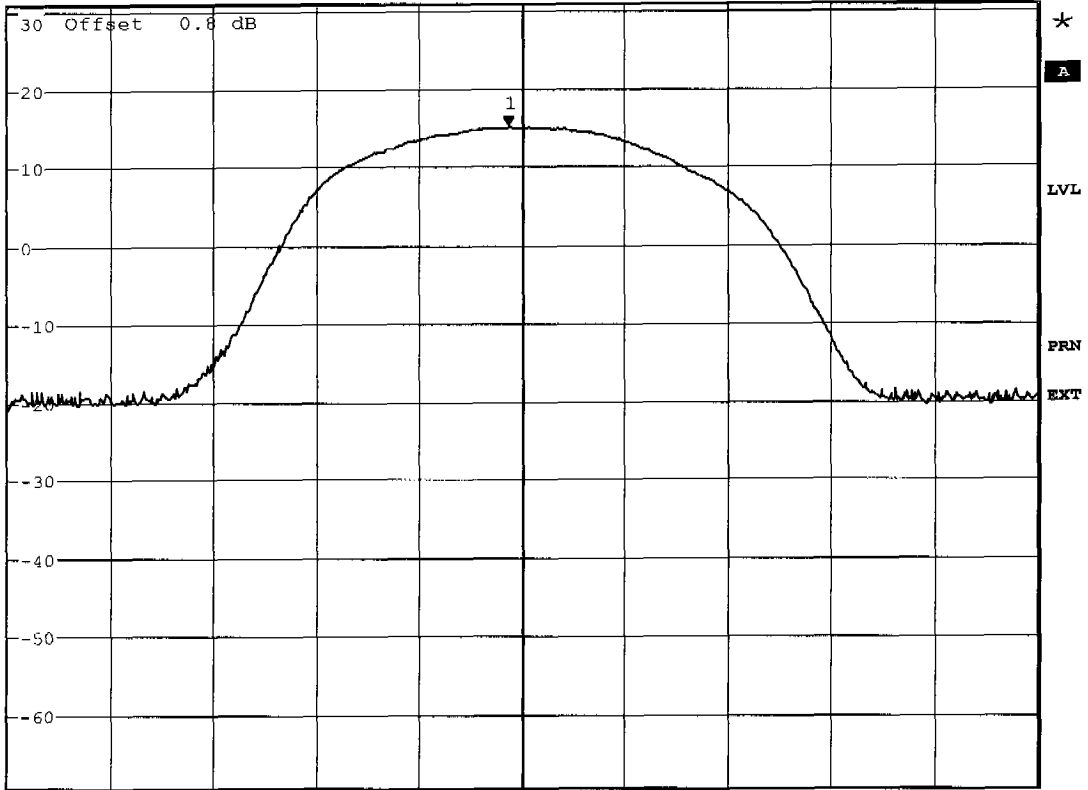




\*RBW 20 MHz      Marker 1 [T1 ]  
\*VBW 10 MHz      14.92 dBm  
SWT 2.5 ms      2.435974359 GHz

Ref 30.8 dBm      \*Att 50 dB

1 PK  
VIEW



Center 2.437 GHz

8 MHz/

Span 80 MHz

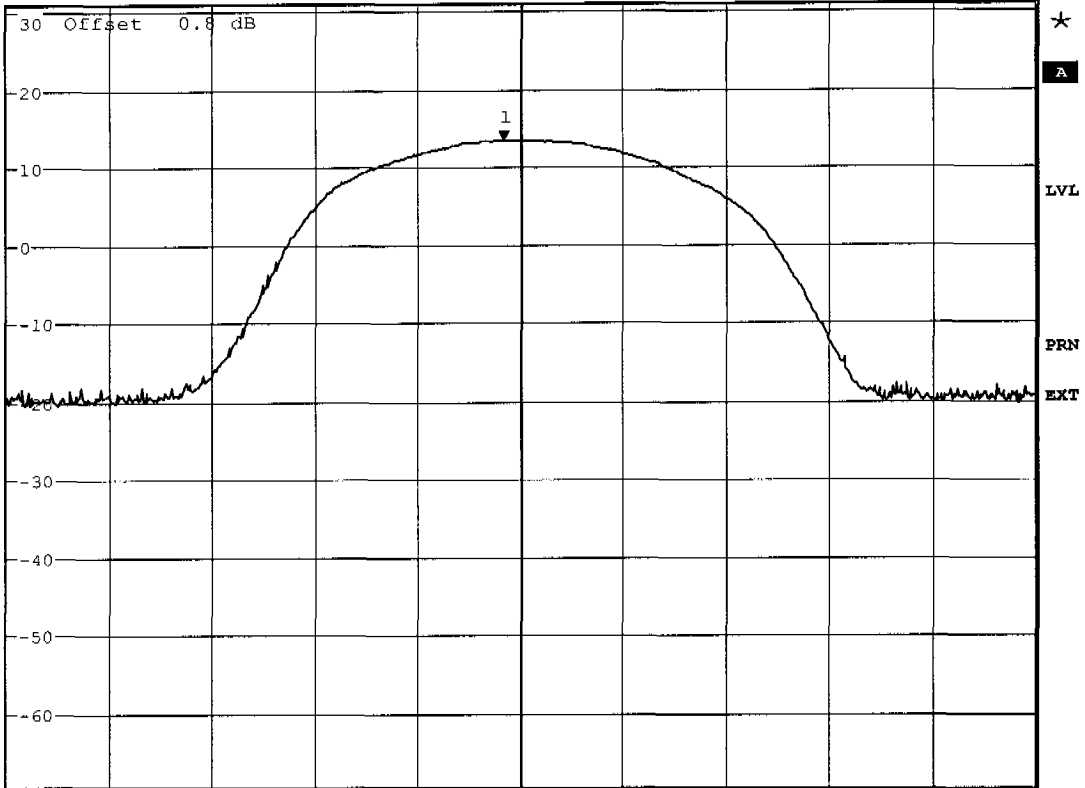
Comment A: Output Power Conducted 11Mb/s 115% Voltage  
Date: 5.DEC.2003 09:11:37



\*RBW 20 MHz      Marker 1 [T1 ]  
\*VBW 10 MHz      13.31 dBm  
SWT 2.5 ms      2.460717949 GHz

Ref 30.8 dBm      \*Att 50 dB

1 PK  
VIEW

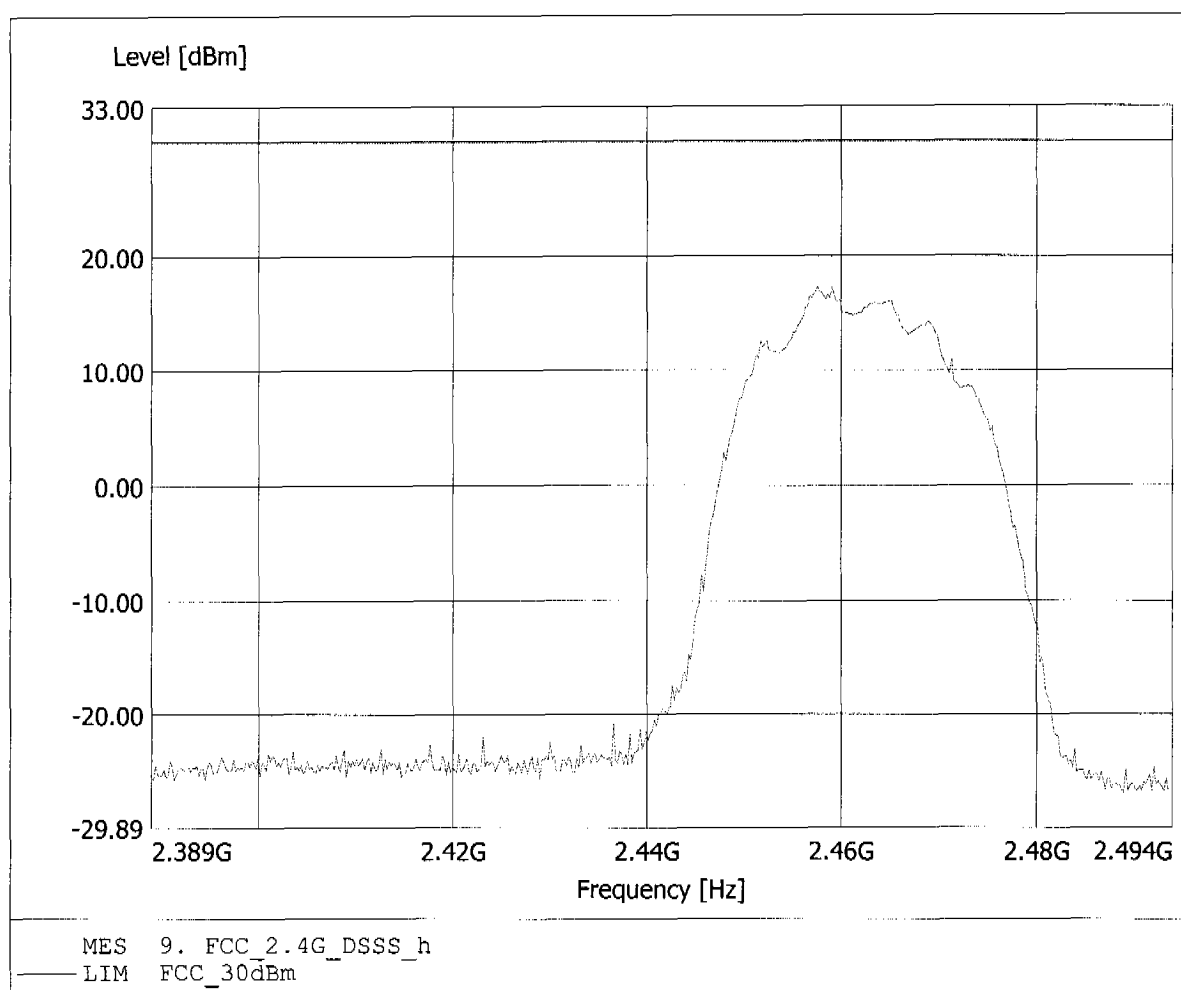


Center 2.462 GHz      8 MHz/      Span 80 MHz

Comment A: Output Power Conducted 11Mb/s 115% Voltage  
Date: 5.DEC.2003 09:12:18

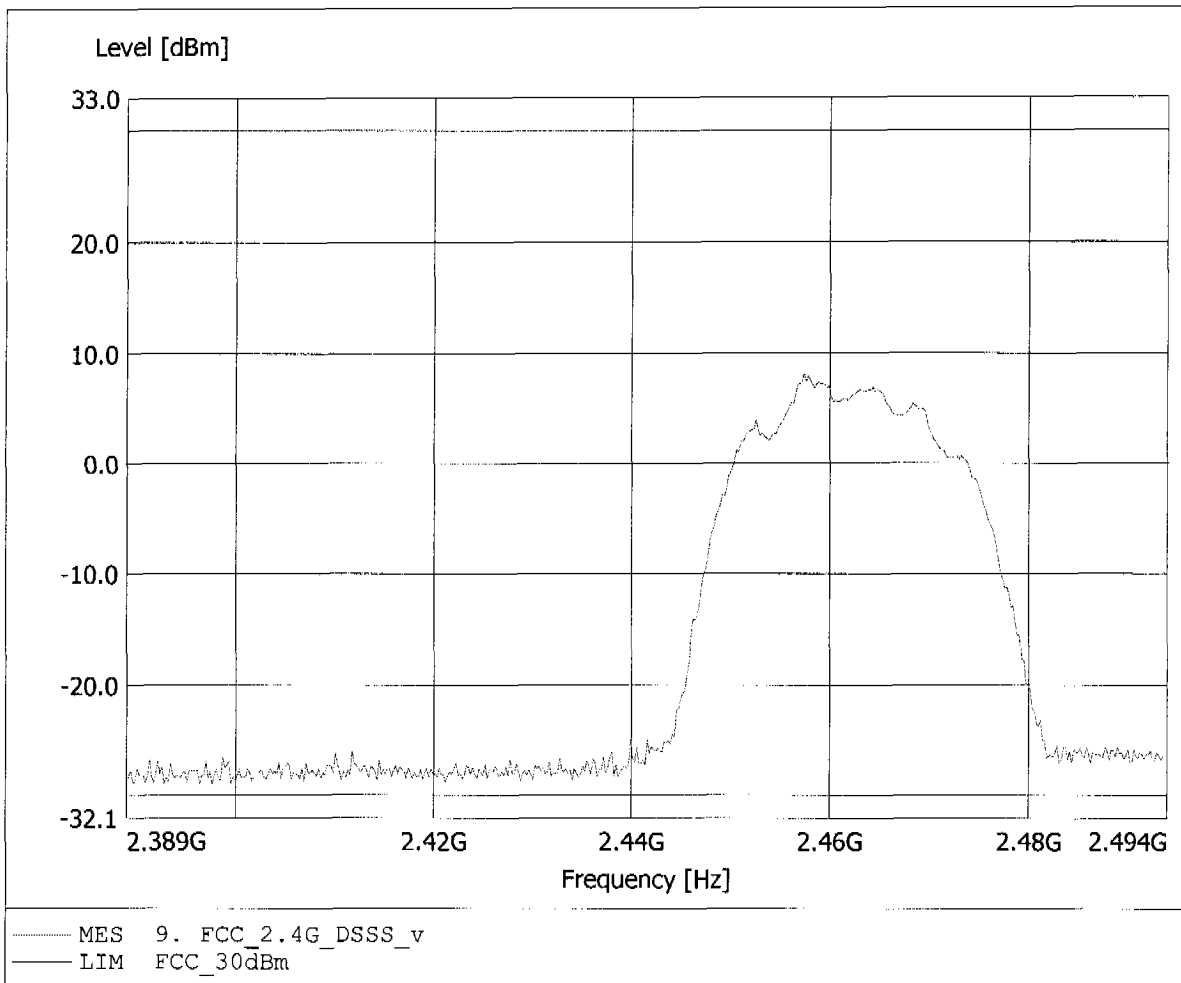
**Carrier power (dBm)**  
**FCC RULES PART 15, SUBPART C**

EUT: SA5250/1 802.11a/b/g mPCI Reference Design / Ch.:11  
Model: SA5250/1 mPCI  
Approval Holder: Philips Semiconductors Dresden AG  
Operating Condition: Tnom: 23°C / Unom: 120 V AC (powered by mPCI-slot)  
Test Site / Operator: ETS / Mr. Hoppe  
Test Specification: according to §15.247  
Comment 1: Dist.: 3m, Ant.: BBHA9120D  
Comment 2: Freq: 2.459GHz, Pmax: 17.27dBm, RBW: 10MHz



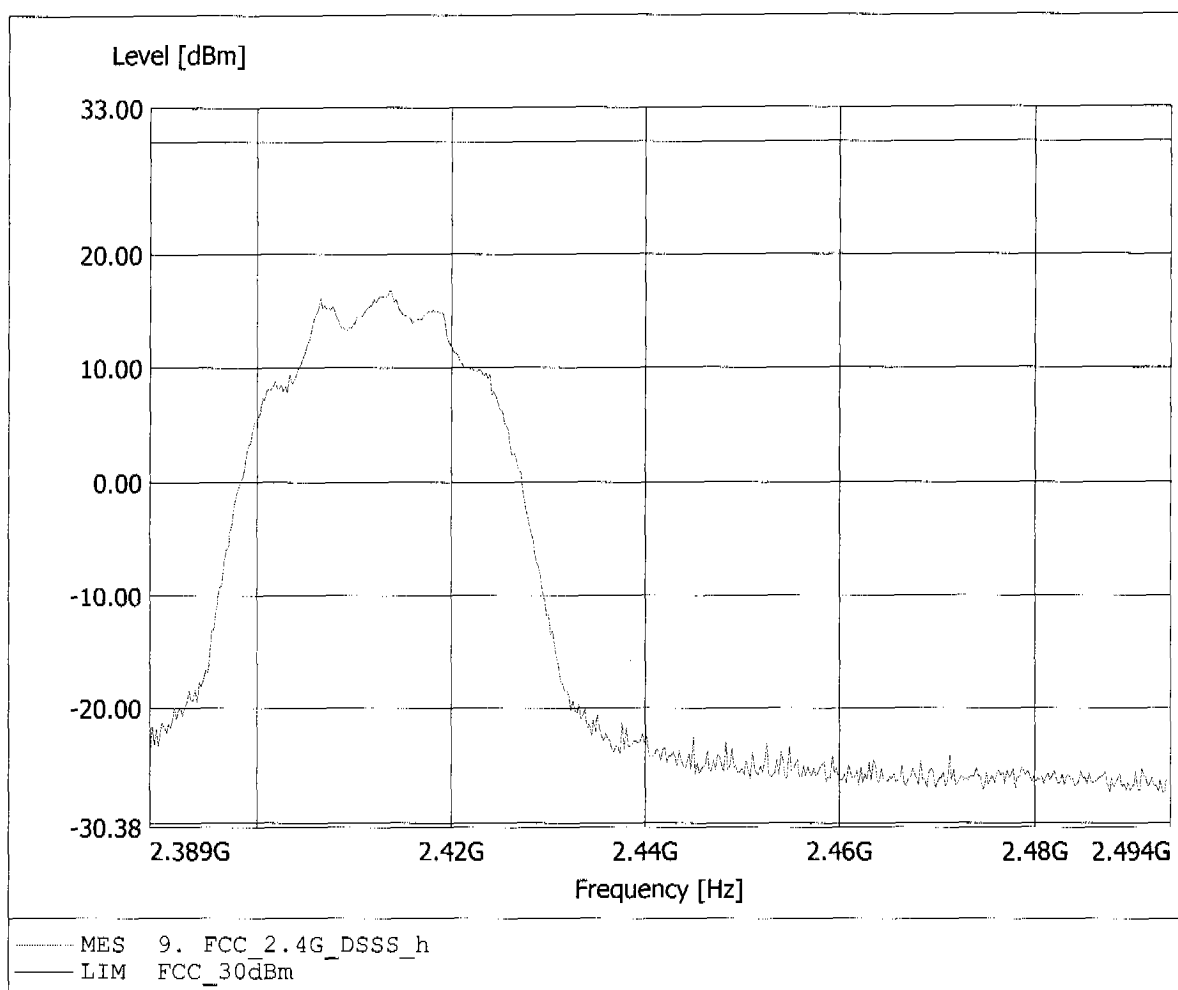
**Carrier power (dBm)**  
**FCC RULES PART 15, SUBPART C**

EUT: SA5250/1 802.11a/b/g mPCI Reference Design / Ch.:11  
Model: SA5250/1 mPCI  
Approval Holder: Philips Semiconductors Dresden AG  
Operating Condition: Tnom: 23°C / Unom: 120 V AC (powered by mPCI-slot)  
Test Site / Operator: ETS / Mr. Hoppe  
Test Specification: according to §15.247  
Comment 1: Dist.: 3m, Ant.: BBHA9120D  
Comment 2: Freq: 2.457GHz, Pmax: 8.29dBm, RBW: 10MHz



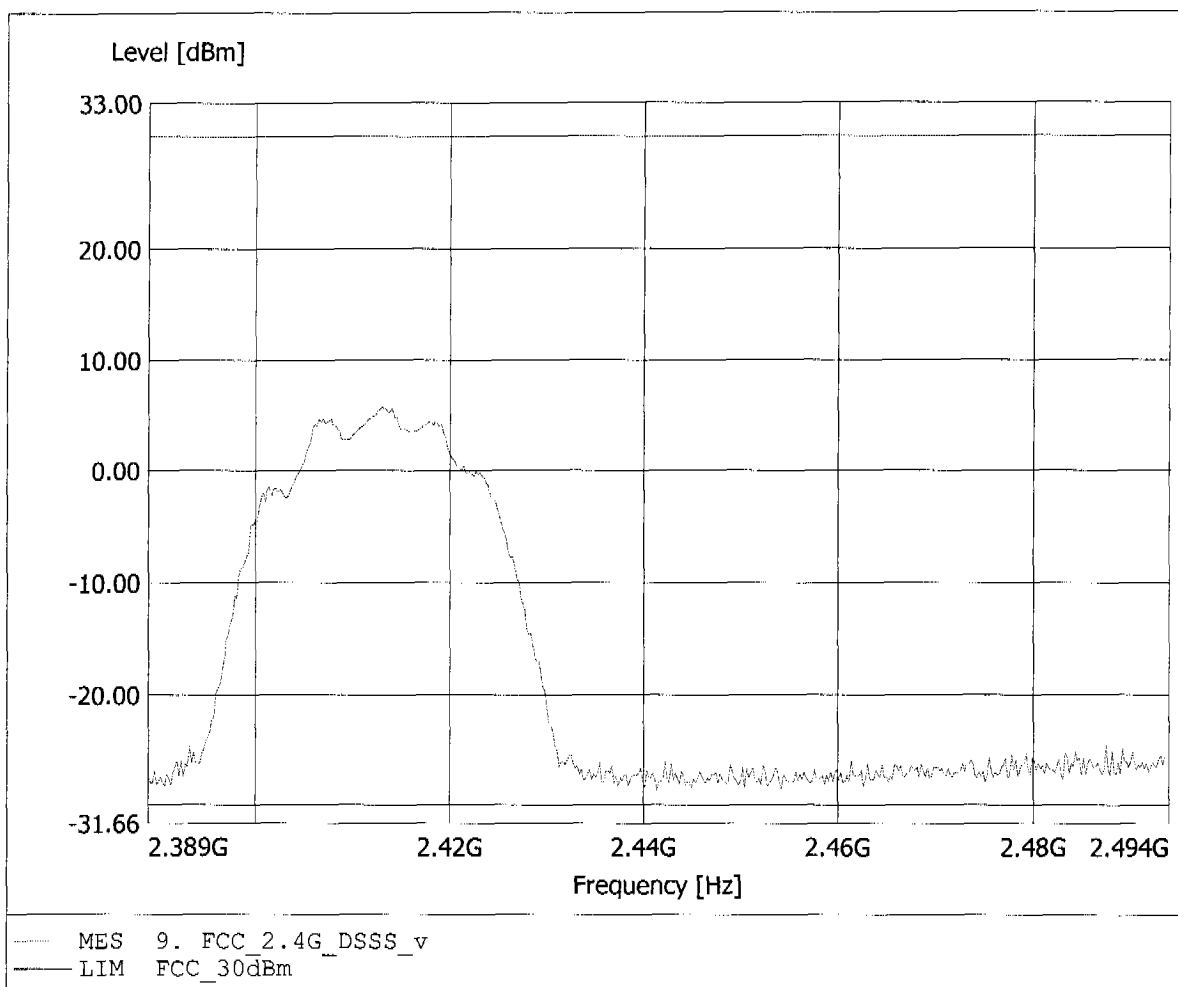
**Carrier power (dBm)**  
**FCC RULES PART 15, SUBPART C**

EUT: SA5250/1 802.11a/b/g mPCI Reference Design / Ch.:1  
Model: SA5250/1 mPCI  
Approval Holder: Philips Semiconductors Dresden AG  
Operating Condition: Tnom: 23°C / Unom: 120 V AC (powered by mPCI-slot)  
Test Site / Operator: ETS / Mr. Hoppe  
Test Specification: according to §15.247  
Comment 1: Dist.: 3m, Ant.: BBHA9120D  
Comment 2: Freq: 2.414GHz, Pmax: 16.85dBm, RBW: 10MHz



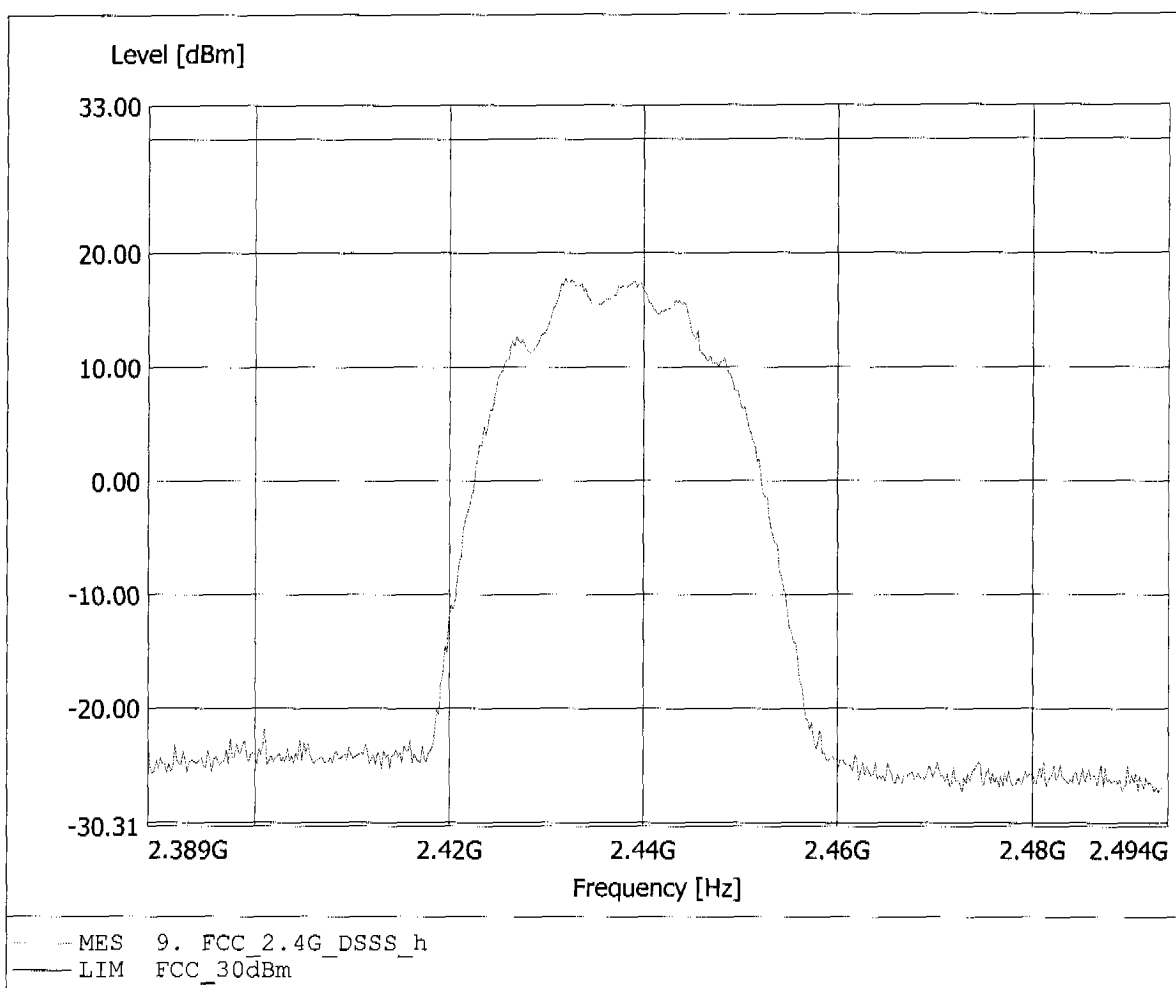
**Carrier power (dBm)**  
**FCC RULES PART 15, SUBPART C**

EUT: SA5250/1 802.11a/b/g mPCI Reference Design / Ch.:1  
Model: SA5250/1 mPCI  
Approval Holder: Philips Semiconductors Dresden AG  
Operating Condition: Tnom: 23°C / Unom: 120 V AC (powered by mPCI-slot)  
Test Site / Operator: ETS / Mr. Hoppe  
Test Specification: according to §15.247  
Comment 1: Dist.: 3m, Ant.: BBHA9120D  
Comment 2: Freq: 2.413GHz, Pmax: 5.83dBm, RBW: 10MHz



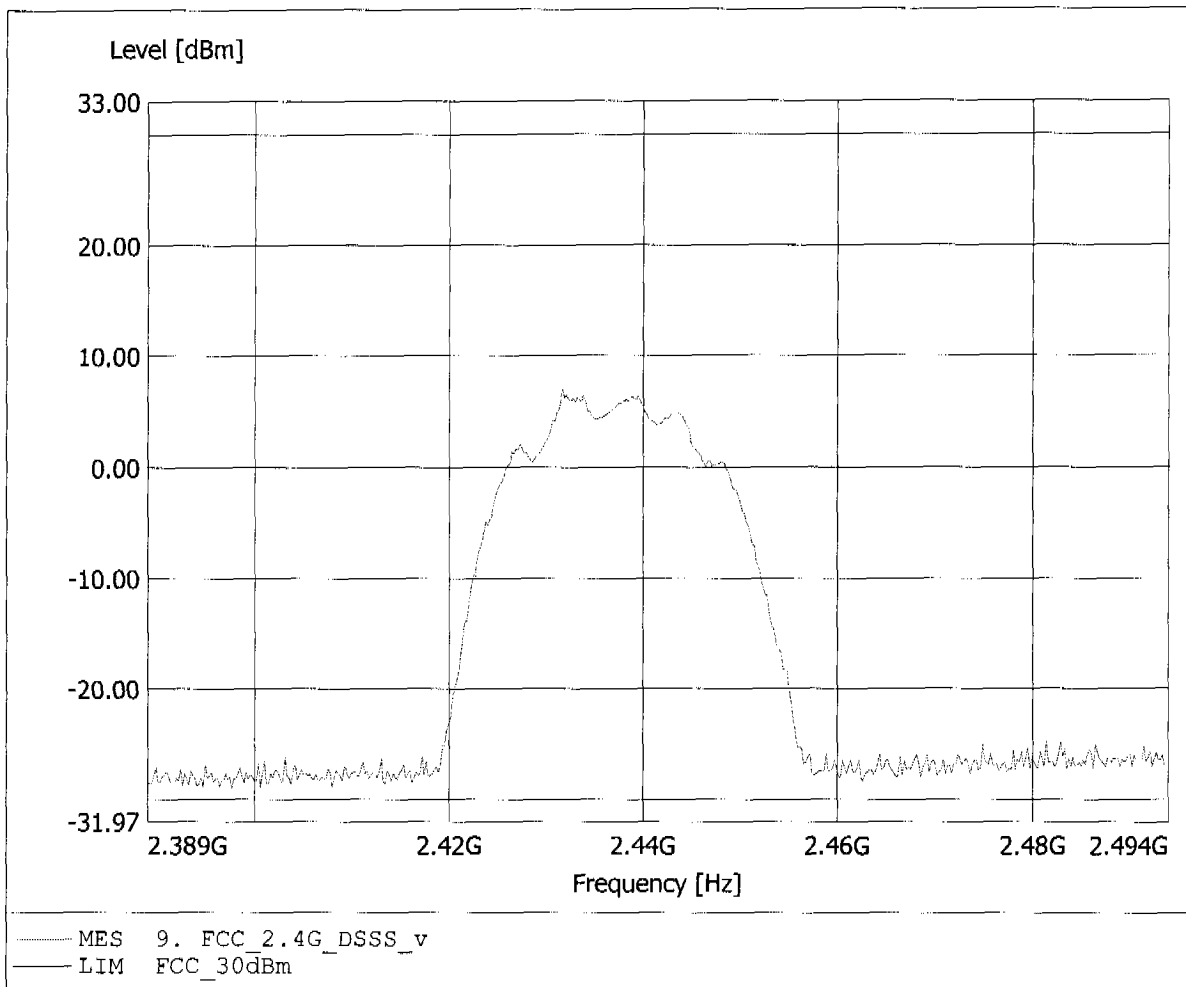
**Carrier power (dBm)**  
**FCC RULES PART 15, SUBPART C**

EUT: SA5250/1 802.11a/b/g mPCI Reference Design / Ch.:6  
Model: SA5250/1 mPCI  
Approval Holder: Philips Semiconductors Dresden AG  
Operating Condition: Tnom: 23°C / Unom: 120 V AC (powered by mPCI-slot)  
Test Site / Operator: ETS / Mr. Hoppe  
Test Specification: according to §15.247  
Comment 1: Dist.: 3m, Ant.: BBHA9120D  
Comment 2: Freq: 2.432GHz, Pmax: 17.76dBm, RBW: 10MHz



**Carrier power (dBm)**  
**FCC RULES PART 15, SUBPART C**

EUT: SA5250/1 802.11a/b/g mPCI Reference Design / Ch.:6  
Model: SA5250/1 mPCI  
Approval Holder: Philips Semiconductors Dresden AG  
Operating Condition: Tnom: 23°C / Unom: 120 V AC (powered by mPCI-slot)  
Test Site / Operator: ETS / Mr. Hoppe  
Test Specification: according to §15.247  
Comment 1: Dist.: 3m, Ant.: BBHA9120D  
Comment 2: Freq: 2.432GHz, Pmax: 6.98dBm, RBW: 10MHz





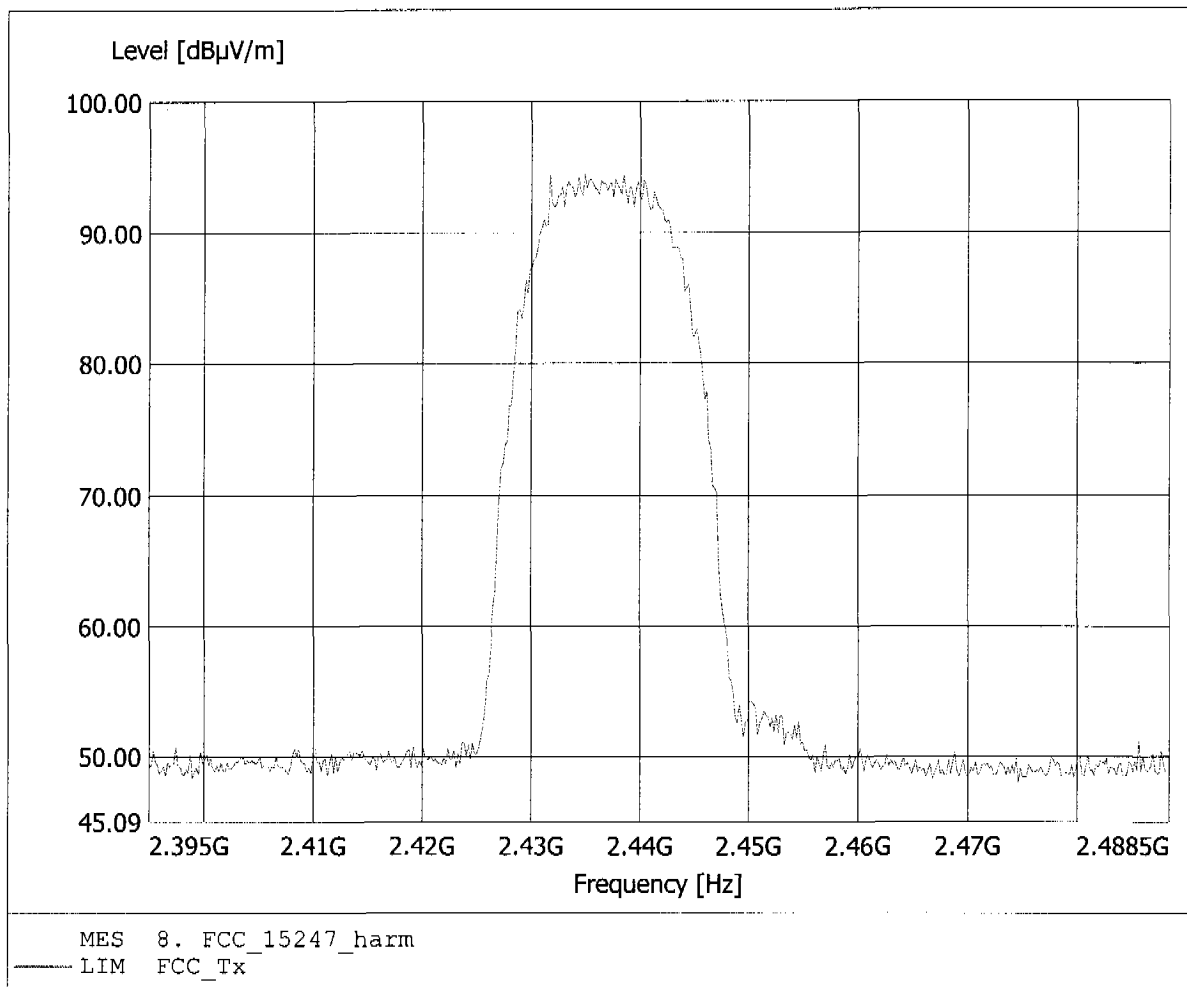


## Appendix C

Spurious Emissions radiated - Transmitter operating

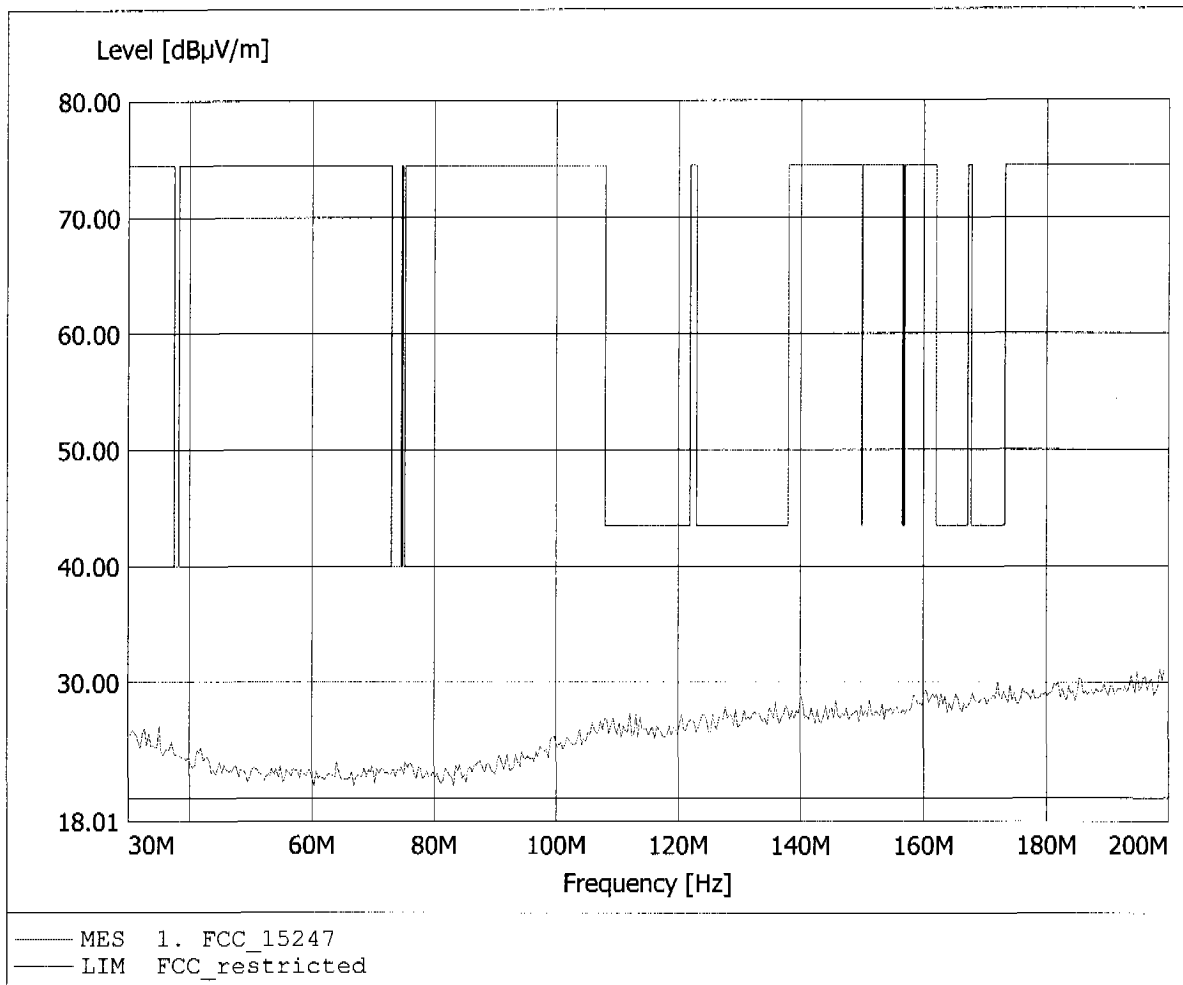
**Carrier power (Field Strength)**  
**FCC RULES PART 15, SUBPART C**

EUT: SA5250/1 802.11a/b/g mPCI Reference Design / Ch.:6  
Model: SA5250/1 mPCI  
Approval Holder: Philips Semiconductors Dresden AG  
Operating Condition: Tnom: 23°C / Unom: 120 V AC (powered by mPCI-slot)  
Test Site / Operator: ETS / Mr. Hoppe  
Test Specification: according to §15.247  
Comment 1: Dist.: 3m, Ant.: BBHA9120D  
Comment 2: Freq: 2.438GHz, Emax: 94.46dBµV/m, RBW: 100kHz



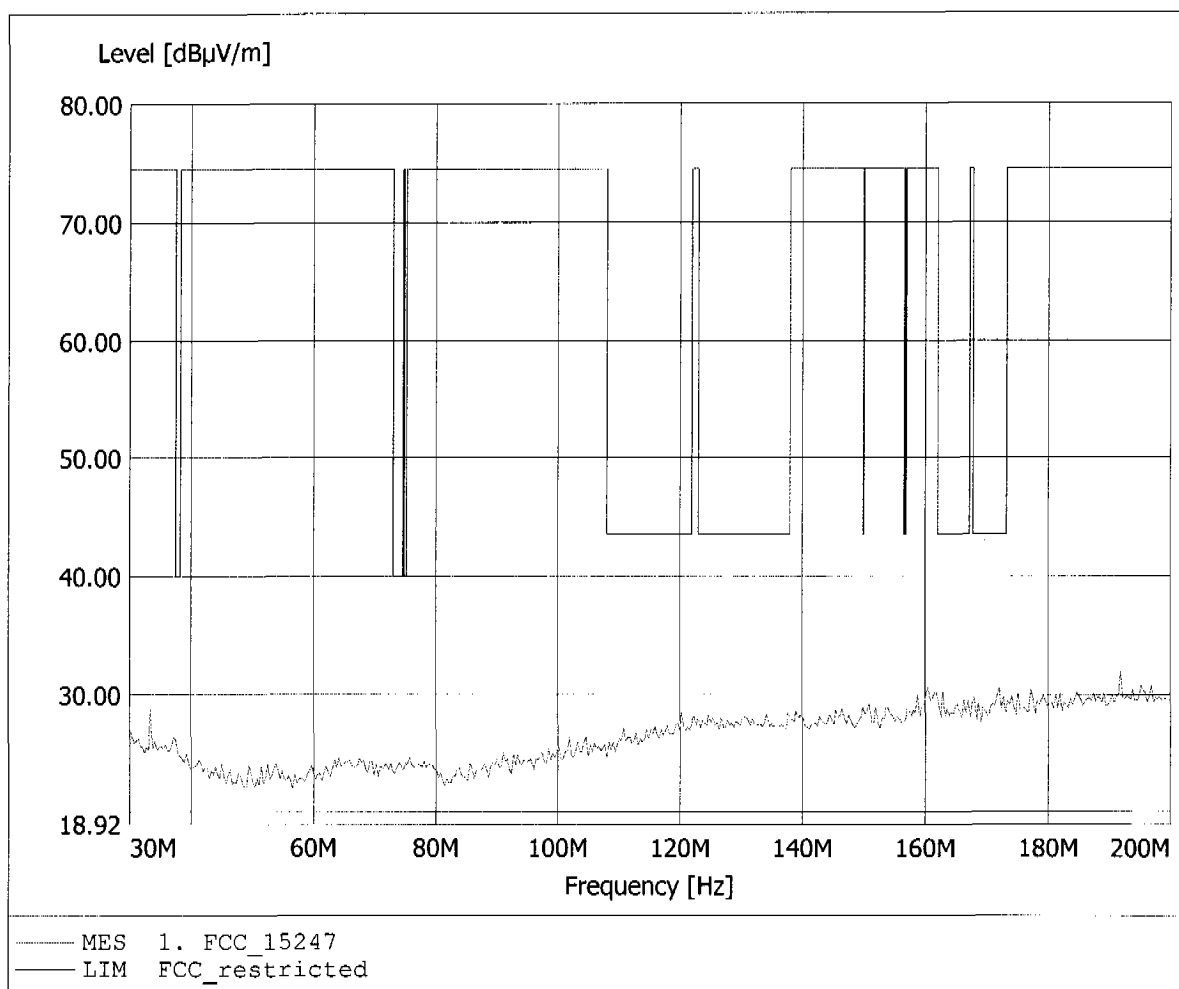
**Spurious emissions Field Strength  
FCC RULES PART 15, SUBPART C**

EUT: SA5250/1 802.11a/b/g mPCI Reference Design / Ch.:1  
Model: SA5250/1 mPCI  
Approval Holder: Philips Semiconductors Dresden AG  
Operating Condition: Tnom: 23°C / Unom: 120 V AC (powered by mPCI-slot)  
Test Site / Operator: ETS / Mr. Hoppe  
Test Specification: according to §15.247  
Comment 1: Dist.: 3m, Ant.: HK 116  
Comment 2: Freq: 198.637MHz, Emax: 31.05dBµV/m, RBW: 100kHz



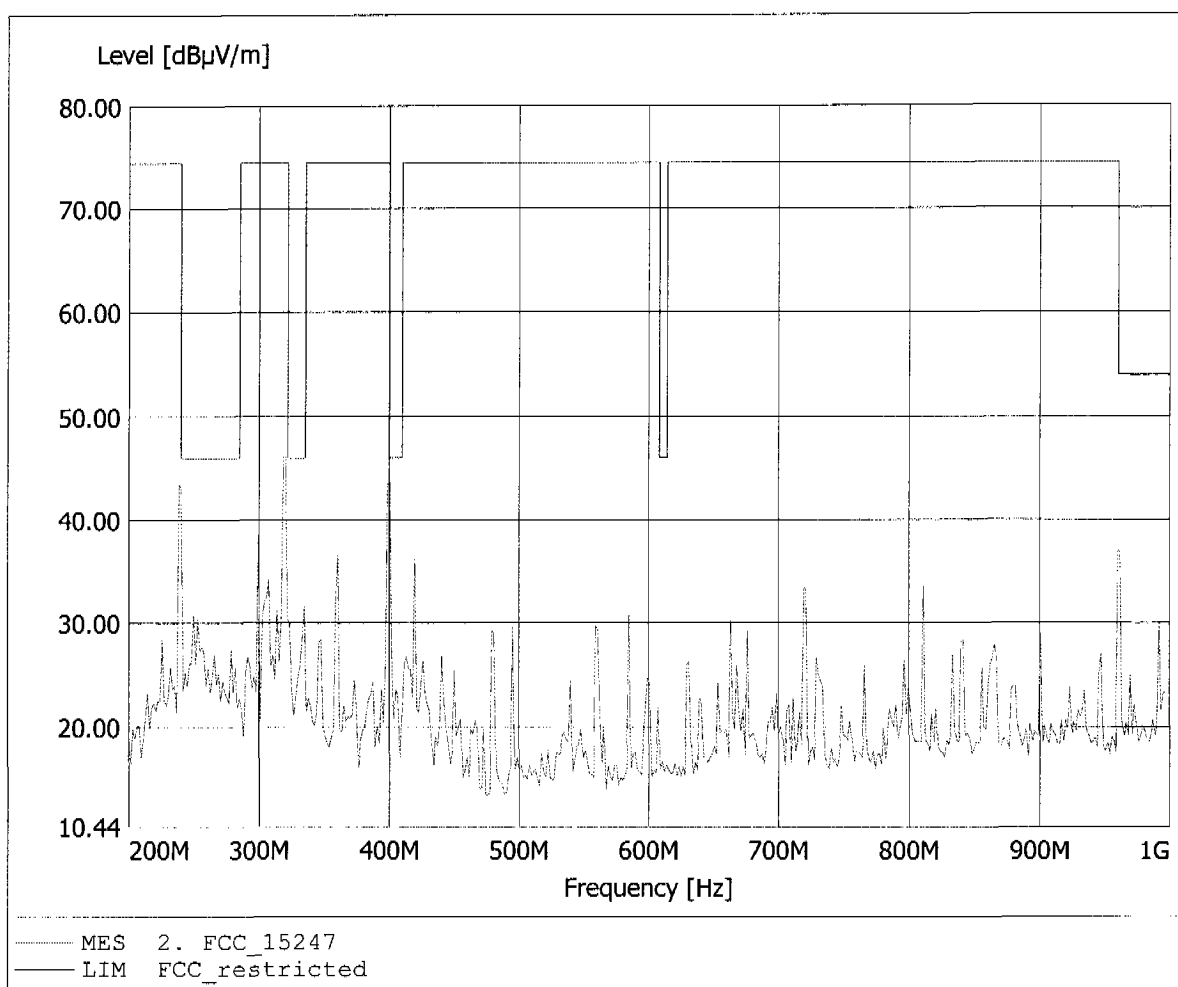
**Spurious emissions Field Strength  
FCC RULES PART 15, SUBPART C**

EUT: SA5250/1 802.11a/b/g mPCI Reference Design / Ch.:1  
Model: SA5250/1 mPCI  
Approval Holder: Philips Semiconductors Dresden AG  
Operating Condition: Tnom: 23°C / Unom: 120 V AC (powered by mPCI-slot)  
Test Site / Operator: ETS / Mr. Hoppe  
Test Specification: according to §15.247  
Comment 1: Dist.: 3m, Ant.: HK 116  
Comment 2: Freq: 191.824MHz, Emax: 31.96dBµV/m, RBW: 100kHz



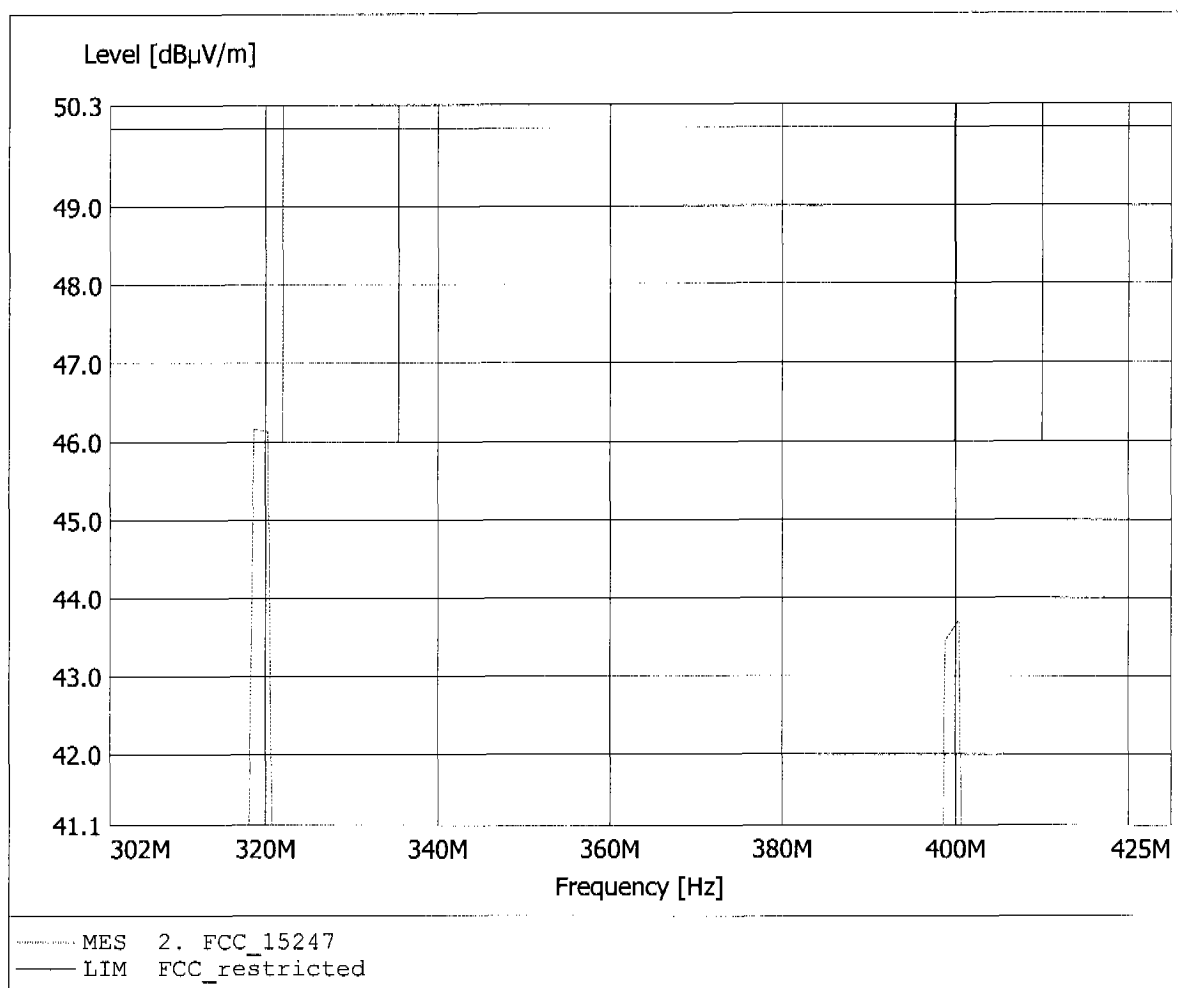
**Spurious emissions Field Strength  
FCC RULES PART 15, SUBPART C**

EUT: SA5250/1 802.11a/b/g mPCI Reference Design / Ch.:1  
Model: SA5250/1 mPCI  
Approval Holder: Philips Semiconductors Dresden AG  
Operating Condition: Tnom: 23°C / Unom: 120 V AC (powered by mPCI-slot)  
Test Site / Operator: ETS / Mr. Hoppe  
Test Specification: according to §15.247  
Comment 1: Dist.: 3m, Ant.: HL 223, amplif.  
Comment 2: Freq: 318.637MHz, Emax: 46.16dBµV/m, RBW: 100kHz



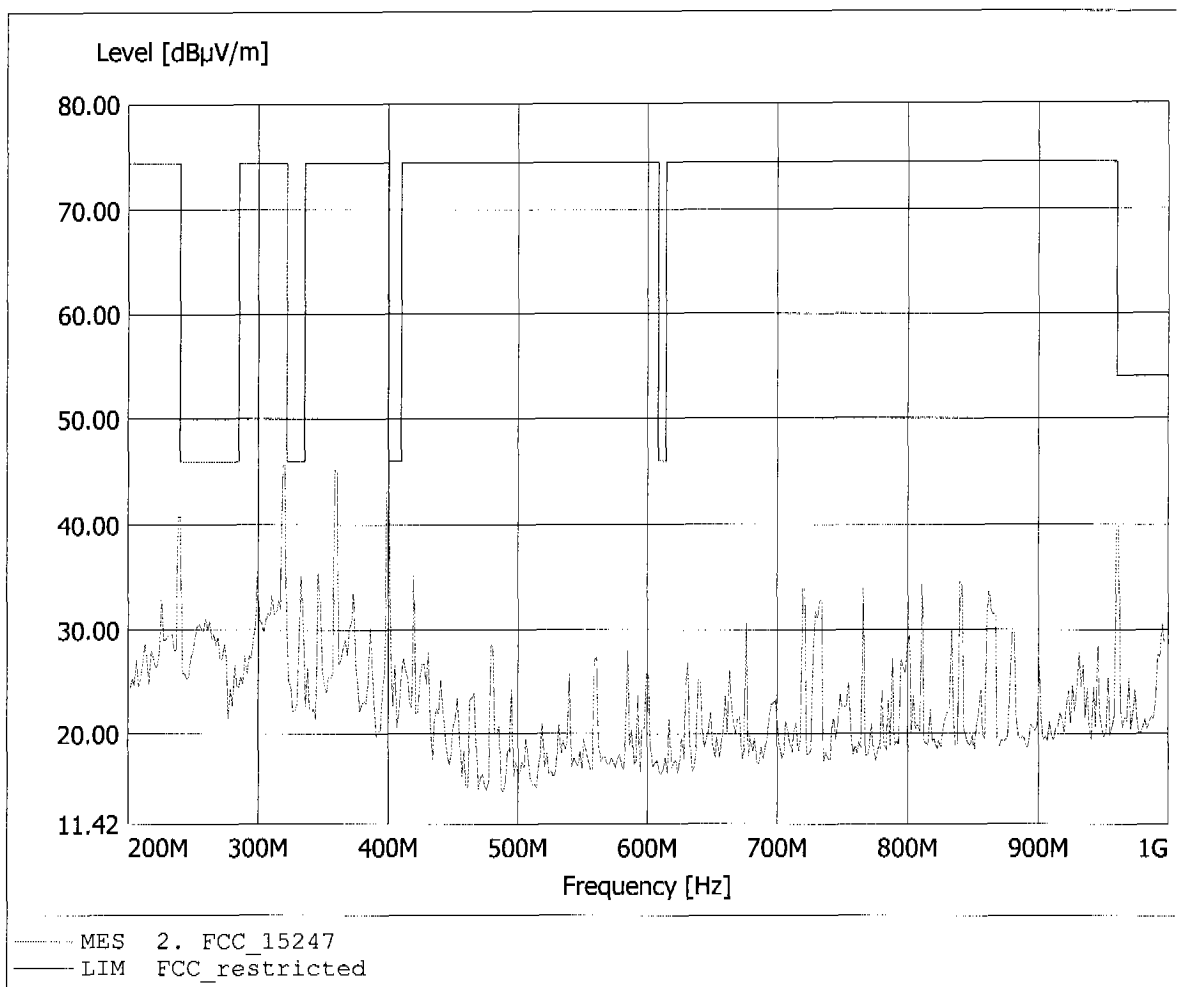
**Spurious emissions Field Strength  
FCC RULES PART 15, SUBPART C**

EUT: SA5250/1 802.11a/b/g mPCI Reference Design / Ch.:1  
Model: SA5250/1 mPCI  
Approval Holder: Philips Semiconductors Dresden AG  
Operating Condition: Tnom: 23°C / Unom: 120 V AC (powered by mPCI-slot)  
Test Site / Operator: ETS / Mr. Hoppe  
Test Specification: according to §15.247  
Comment 1: Dist.: 3m, Ant.: HL 223, amplif.  
Comment 2: Freq: 318.637MHz, Emax: 46.16dBµV/m, RBW: 100kHz



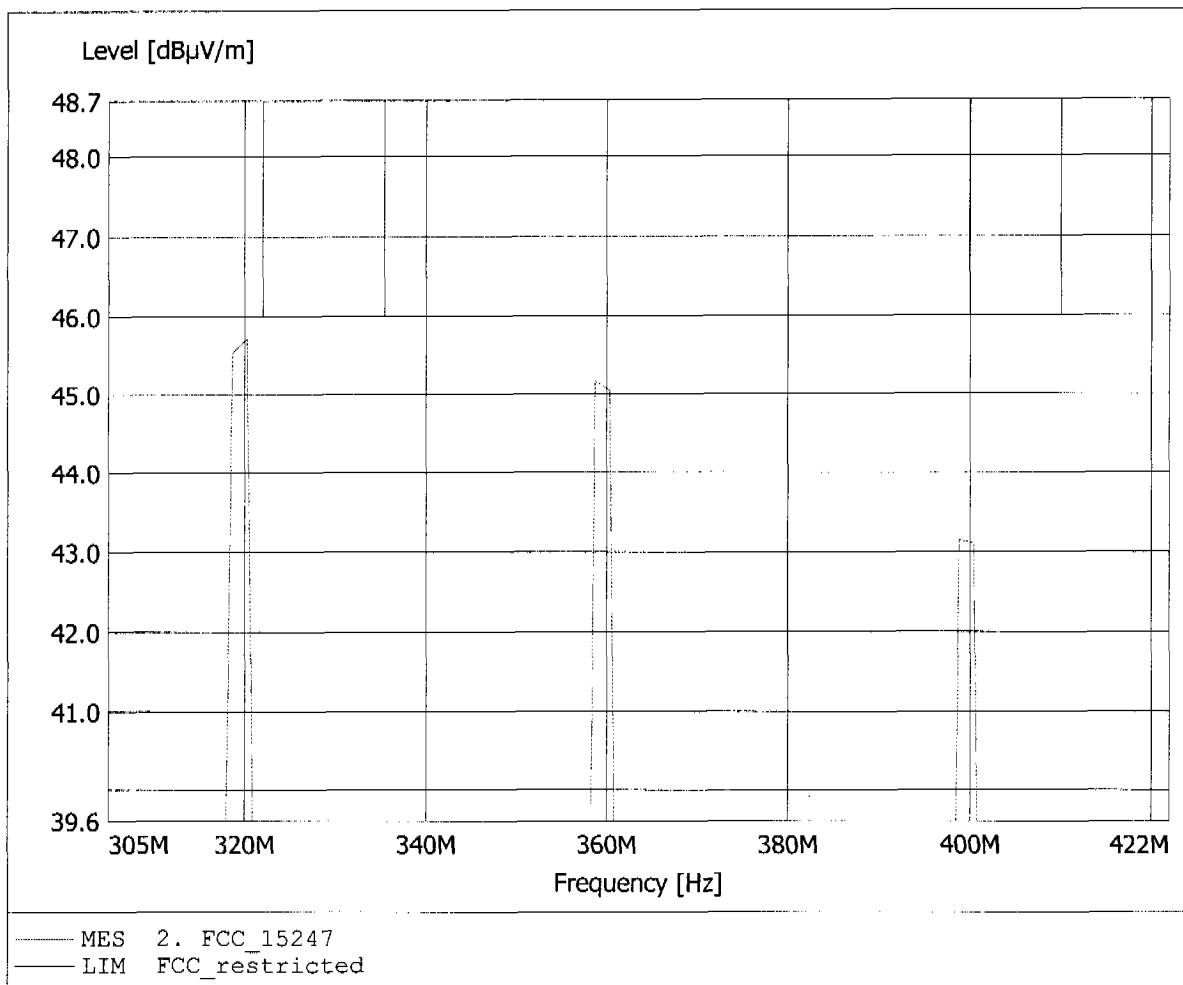
**Spurious emissions Field Strength  
FCC RULES PART 15, SUBPART C**

EUT: SA5250/1 802.11a/b/g mPCI Reference Design / Ch.:1  
Model: SA5250/1 mPCI  
Approval Holder: Philips Semiconductors Dresden AG  
Operating Condition: Tnom: 23°C / Unom: 120 V AC (powered by mPCI-slot)  
Test Site / Operator: ETS / Mr. Hoppe  
Test Specification: according to §15.247  
Comment 1: Dist.: 3m, Ant.: HL 223, amplif.  
Comment 2: Freq: 320.240MHz, Emax: 45.71dBµV/m, RBW: 100kHz



**Spurious emissions Field Strength  
FCC RULES PART 15, SUBPART C**

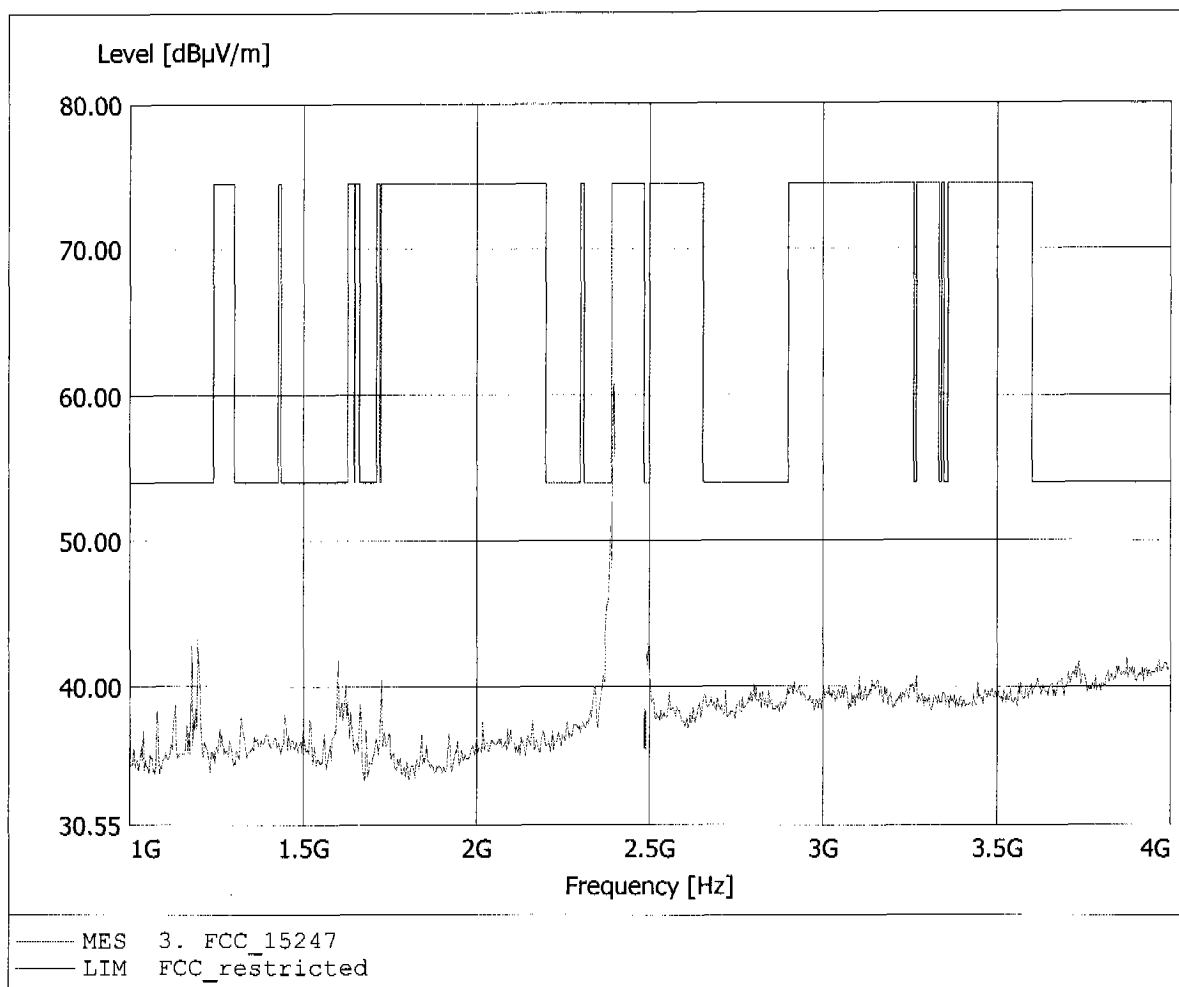
EUT: SA5250/1 802.11a/b/g mPCI Reference Design / Ch.:1  
Model: SA5250/1 mPCI  
Approval Holder: Philips Semiconductors Dresden AG  
Operating Condition: Tnom: 23°C / Unom: 120 V AC (powered by mPCI-slot)  
Test Site / Operator: ETS / Mr. Hoppe  
Test Specification: according to §15.247  
Comment 1: Dist.: 3m, Ant.: HL 223, amplif.  
Comment 2: Freq: 320.240MHz, Emax: 45.71dBµV/m, RBW: 100kHz





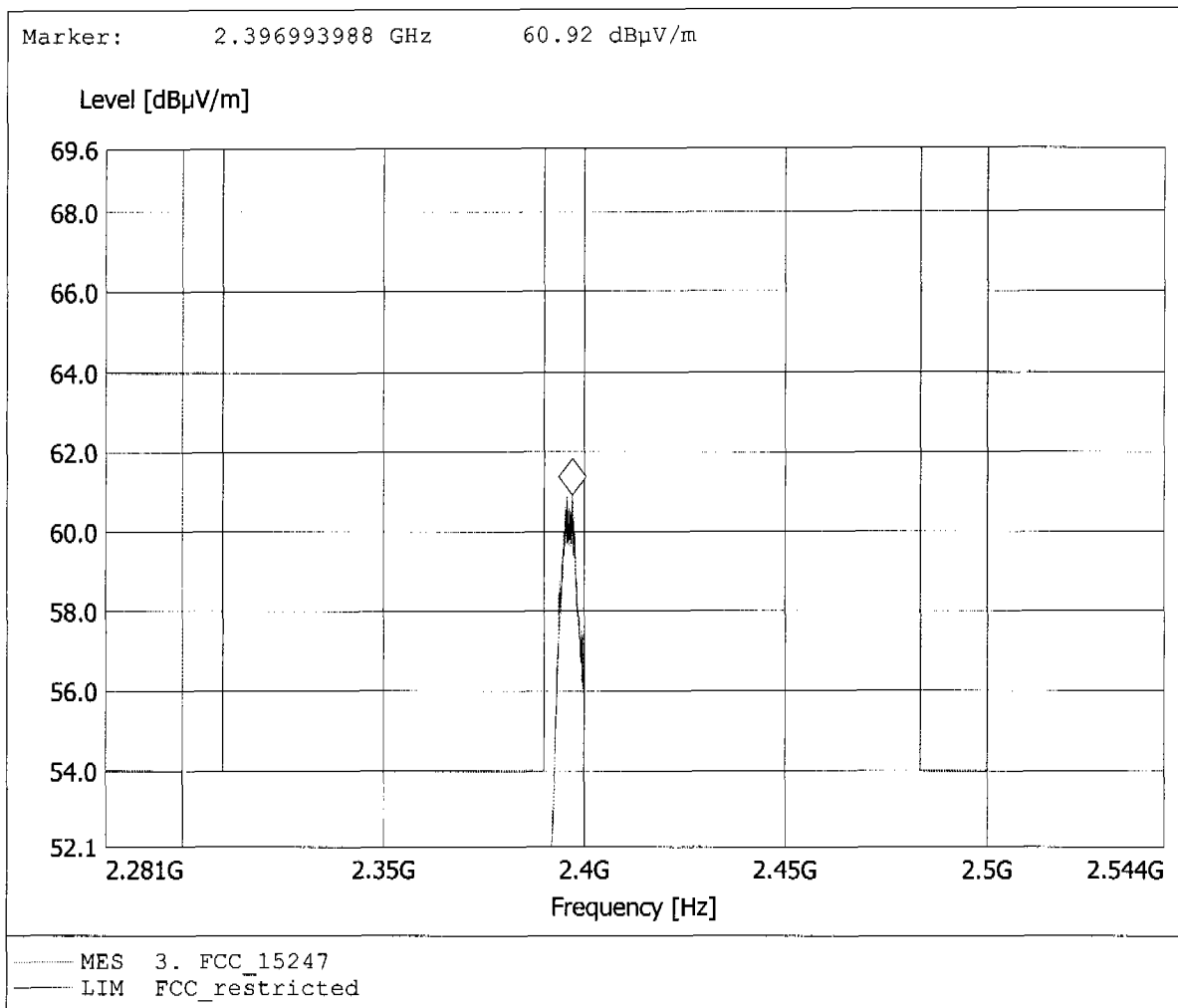
**Spurious emissions Field Strength  
FCC RULES PART 15, SUBPART C**

EUT: SA5250/1 802.11a/b/g mPCI Reference Design / Ch.:1  
Model: SA5250/1 mPCI  
Approval Holder: Philips Semiconductors Dresden AG  
Operating Condition: Tnom: 23°C / Unom: 120 V AC (powered by mPCI-slot)  
Test Site / Operator: ETS / Mr. Hoppe  
Test Specification: according to §15.247, peak detector  
Comment 1: Dist.: 3m, Ant.: BBHA9120D, amplif.  
Comment 2: Freq: 2.397GHz, Emax: 60.92dBµV/m, RBW: 1MHz



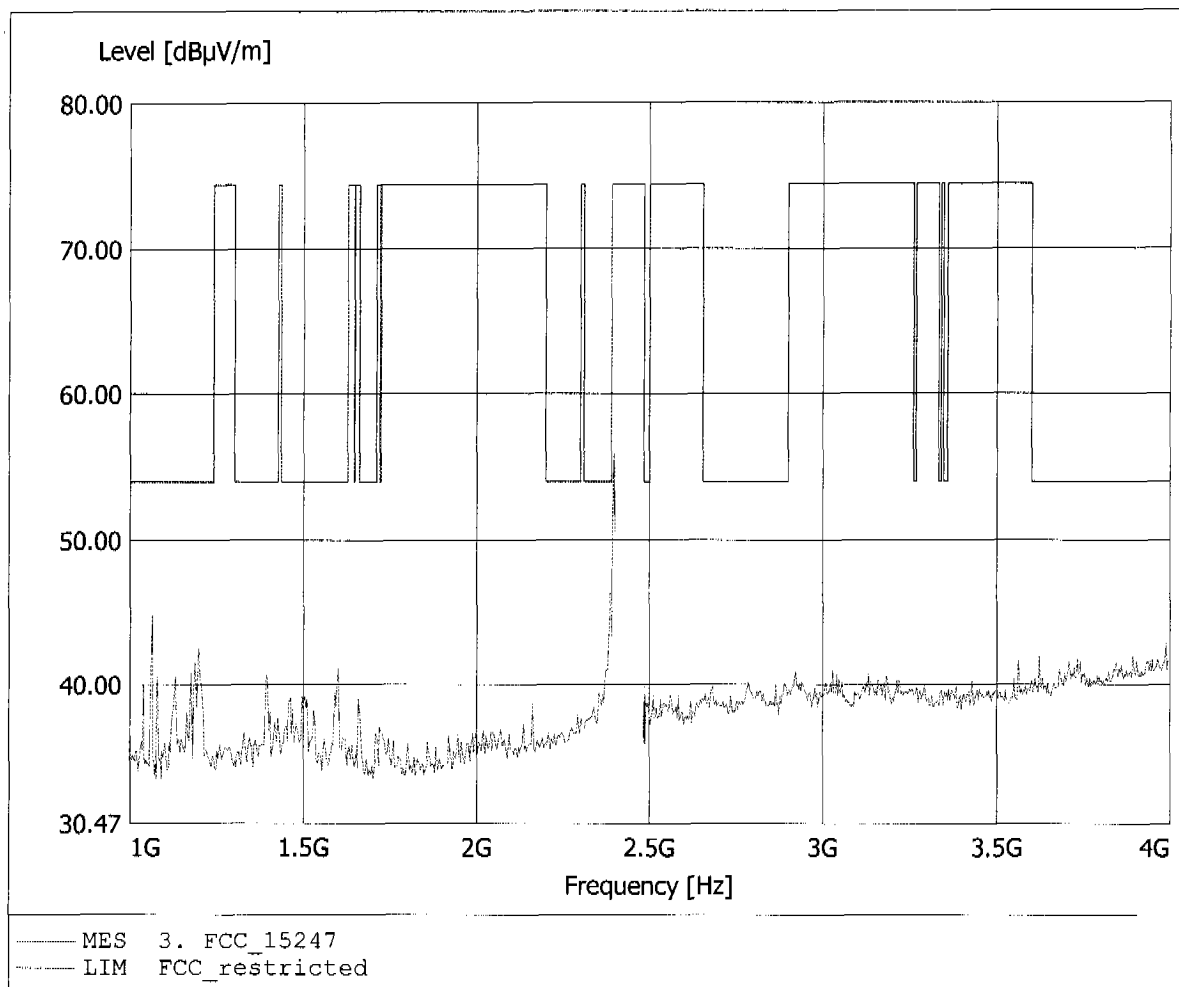
**Spurious emissions Field Strength  
FCC RULES PART 15, SUBPART C**

EUT: SA5250/1 802.11a/b/g mPCI Reference Design / Ch.:1  
Model: SA5250/1 mPCI  
Approval Holder: Philips Semiconductors Dresden AG  
Operating Condition: Tnom: 23°C / Unom: 120 V AC (powered by mPCI-slot)  
Test Site / Operator: ETS / Mr. Hoppe  
Test Specification: according to §15.247, peak detector  
Comment 1: Dist.: 3m, Ant.: BBHA9120D, amplif.  
Comment 2: Freq: 2.397GHz, Emax: 60.92dBµV/m, RBW: 1MHz



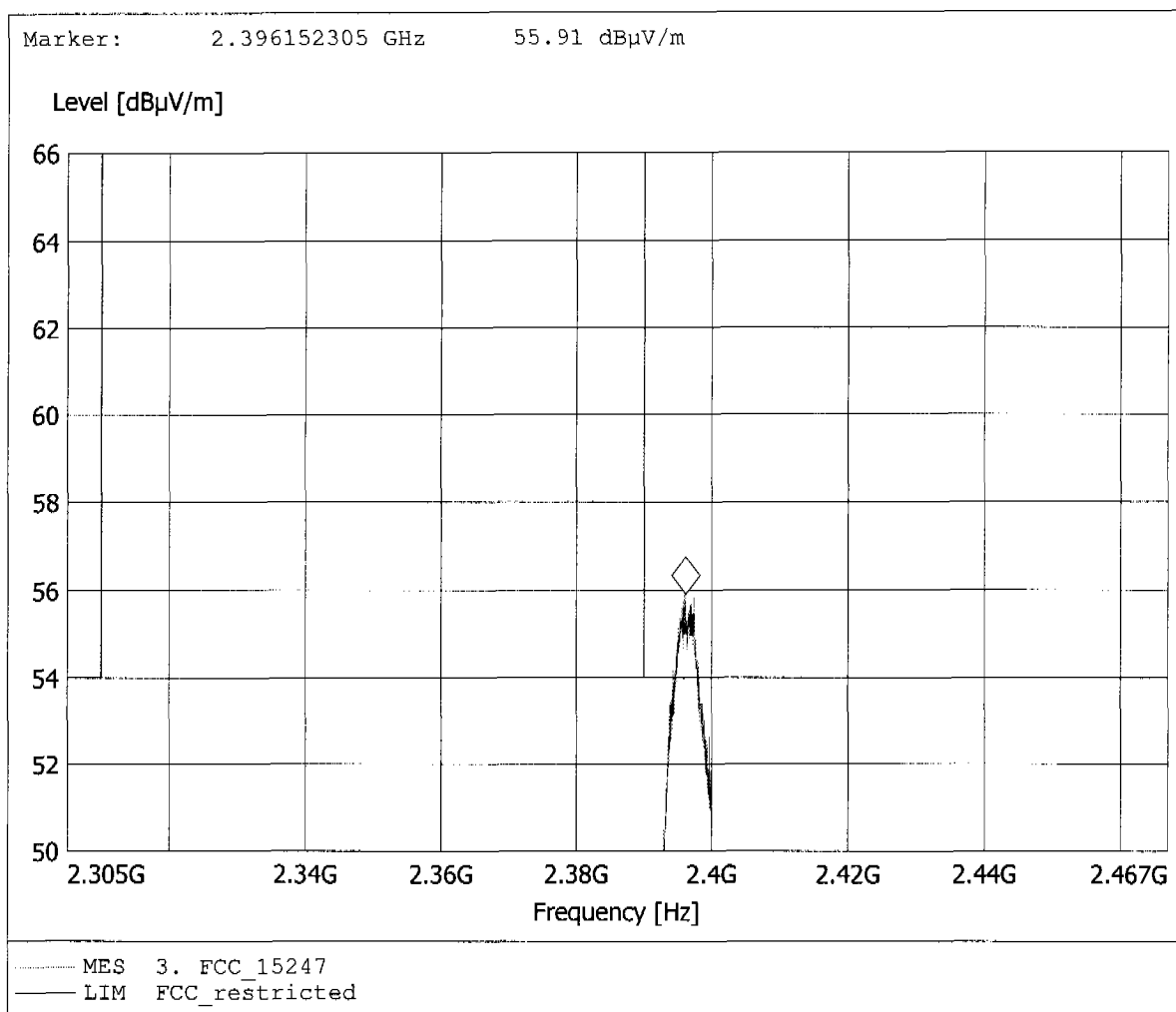
**Spurious emissions Field Strength  
FCC RULES PART 15, SUBPART C**

EUT: SA5250/1 802.11a/b/g mPCI Reference Design / Ch.:1  
Model: SA5250/1 mPCI  
Approval Holder: Philips Semiconductors Dresden AG  
Operating Condition: Tnom: 23°C / Unom: 120 V AC (powered by mPCI-slot)  
Test Site / Operator: ETS / Mr. Hoppe  
Test Specification: according to §15.247, peak detector  
Comment 1: Dist.: 3m, Ant.: BBHA9120D, amplif.  
Comment 2: Freq: 2.396GHz, Emax: 55.91dBuV/m, RBW: 1MHz



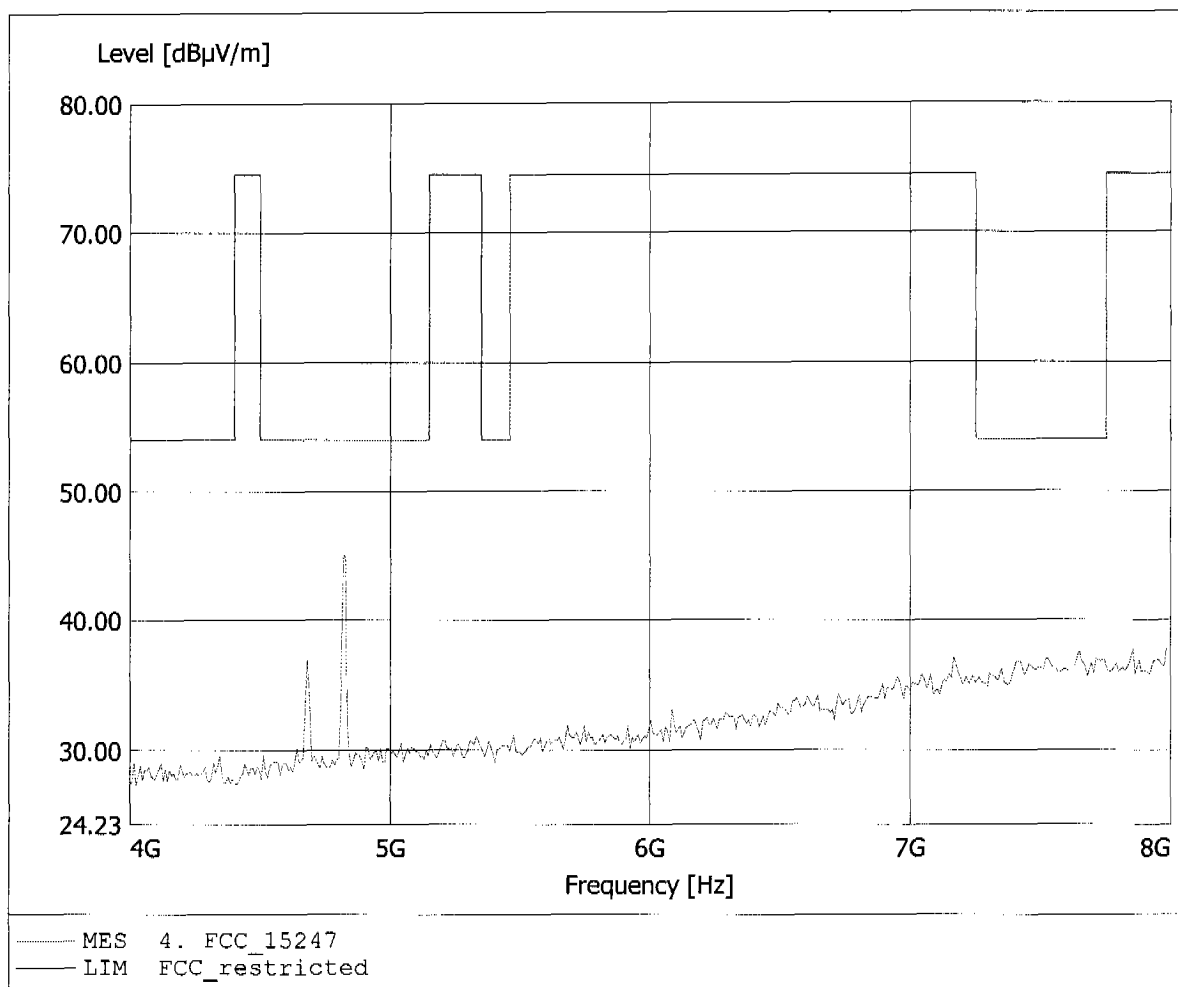
**Spurious emissions Field Strength  
FCC RULES PART 15, SUBPART C**

EUT: SA5250/1 802.11a/b/g mPCI Reference Design / Ch.:1  
Model: SA5250/1 mPCI  
Approval Holder: Philips Semiconductors Dresden AG  
Operating Condition: Tnom: 23°C / Unom: 120 V AC (powered by mPCI-slot)  
Test Site / Operator: ETS / Mr. Hoppe  
Test Specification: according to §15.247, peak detector  
Comment 1: Dist.: 3m, Ant.: BBHA9120D, amplif.  
Comment 2: Freq: 2.396GHz, Emax: 55.91dBµV/m, RBW: 1MHz



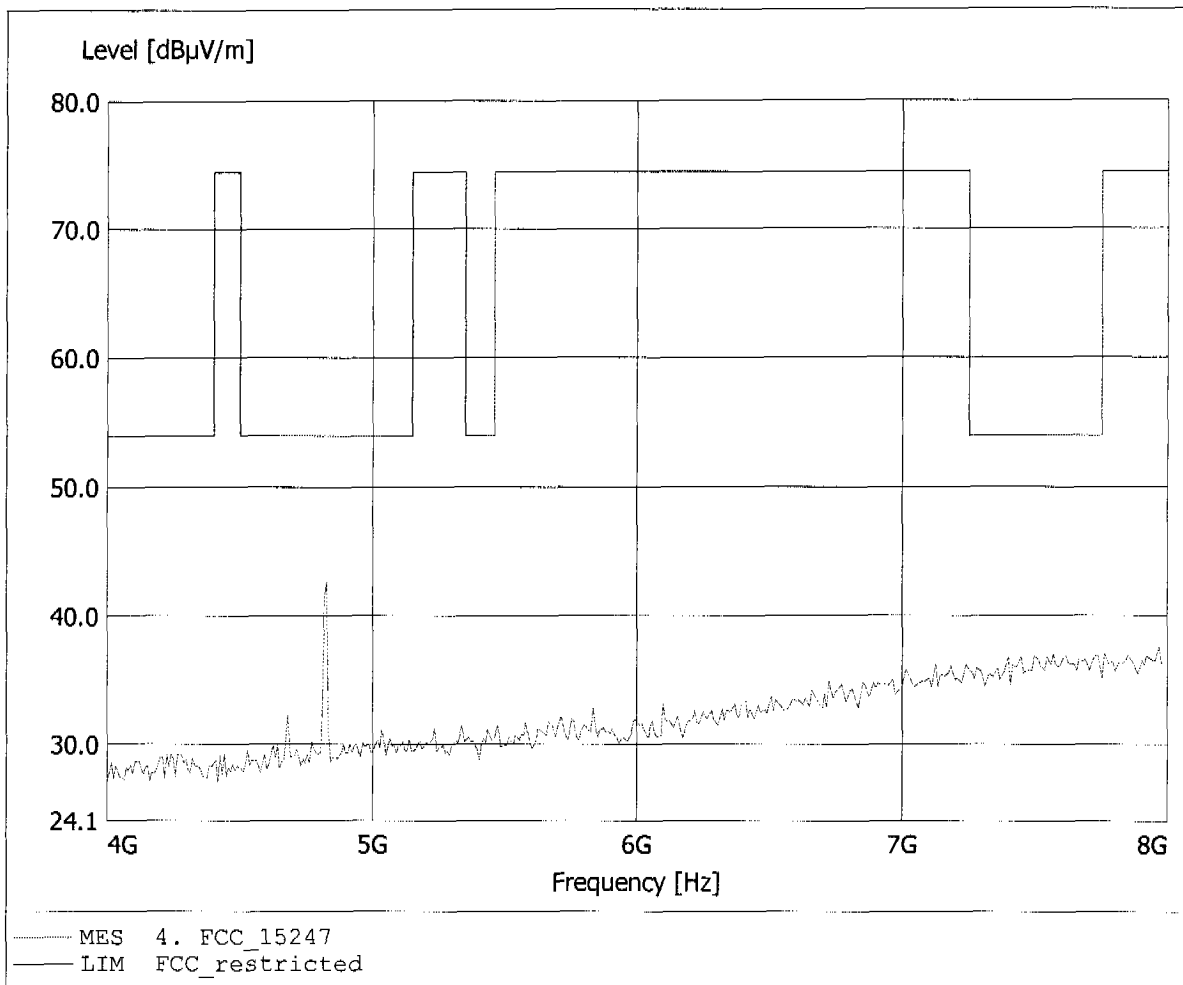
**Spurious emissions Field Strength  
FCC RULES PART 15, SUBPART C**

EUT: SA5250/1 802.11a/b/g mPCI Reference Design / Ch.:1  
Model: SA5250/1 mPCI  
Approval Holder: Philips Semiconductors Dresden AG  
Operating Condition: Tnom: 23°C / Unom: 120 V AC (powered by mPCI-slot)  
Test Site / Operator: ETS / Mr. Hoppe  
Test Specification: according to §15.247, peak detector  
Comment 1: Dist.: 3m, Ant.: BBHA9120D, ampl.+HP.  
Comment 2: Freq: 4.826GHz, Emax: 45.18dBµV/m, RBW: 1MHz



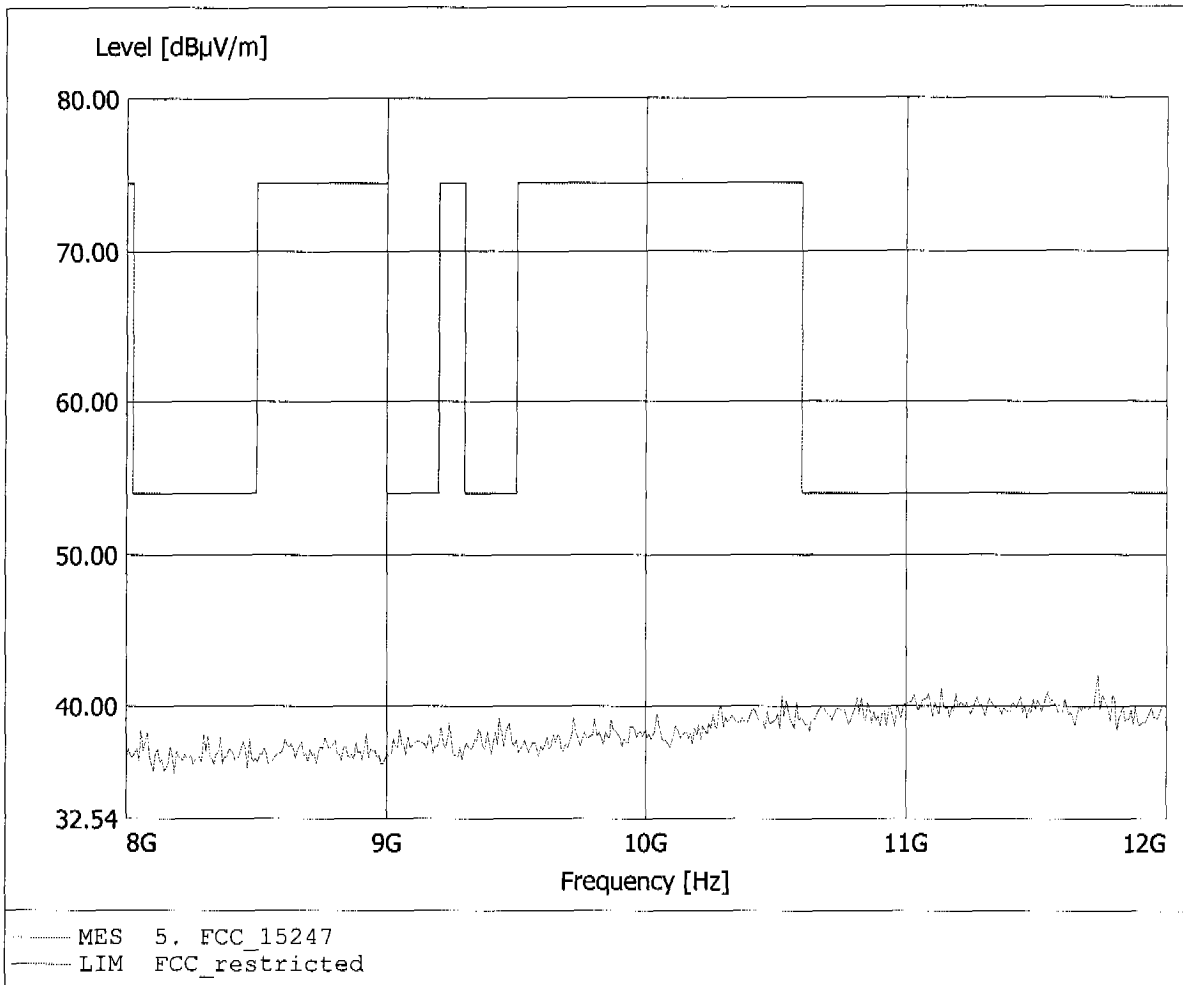
**Spurious emissions Field Strength  
FCC RULES PART 15, SUBPART C**

EUT: SA5250/1 802.11a/b/g mPCI Reference Design / Ch.:1  
Model: SA5250/1 mPCI  
Approval Holder: Philips Semiconductors Dresden AG  
Operating Condition: Tnom: 23°C / Unom: 120 V AC (powered by mPCI-slot)  
Test Site / Operator: ETS / Mr. Hoppe  
Test Specification: according to §15.247, peak detector  
Comment 1: Dist.: 3m, Ant.: BBHA9120D, ampl.+HP.  
Comment 2: Freq: 4.826GHz, Emax: 42.65dBµV/m, RBW: 1MHz



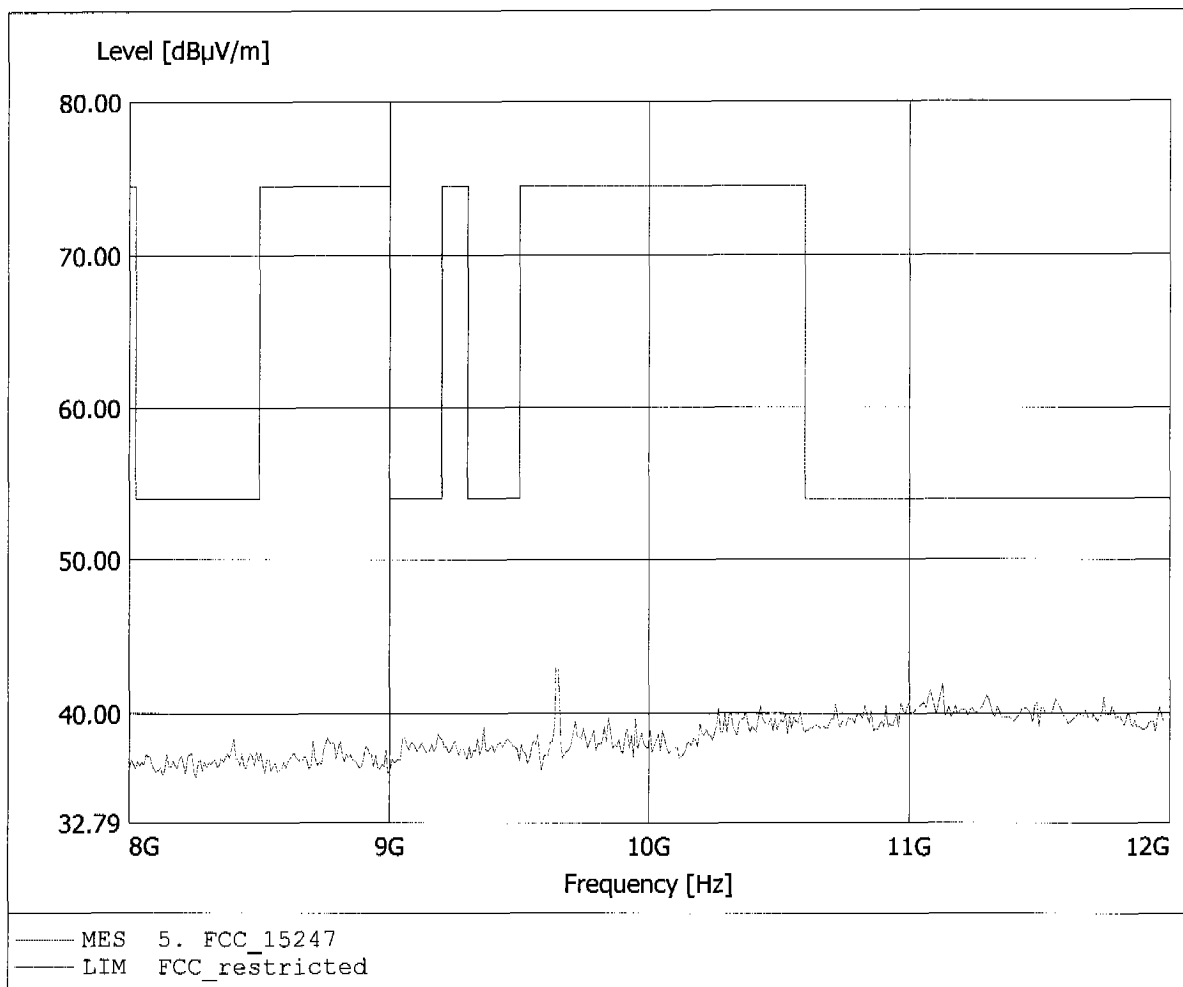
**Spurious emissions Field Strength  
FCC RULES PART 15, SUBPART C**

EUT: SA5250/1 802.11a/b/g mPCI Reference Design / Ch.:1  
Model: SA5250/1 mPCI  
Approval Holder: Philips Semiconductors Dresden AG  
Operating Condition: Tnom: 23°C / Unom: 120 V AC (powered by mPCI-slot)  
Test Site / Operator: ETS / Mr. Hoppe  
Test Specification: according to §15.247, peak detector  
Comment 1: Dist.: 3m, Ant.: BBHA9120D, ampl.+HP.  
Comment 2: Freq: 11.735GHz, Emax: 42.16dBµV/m, RBW: 1MHz



**Spurious emissions Field Strength  
FCC RULES PART 15, SUBPART C**

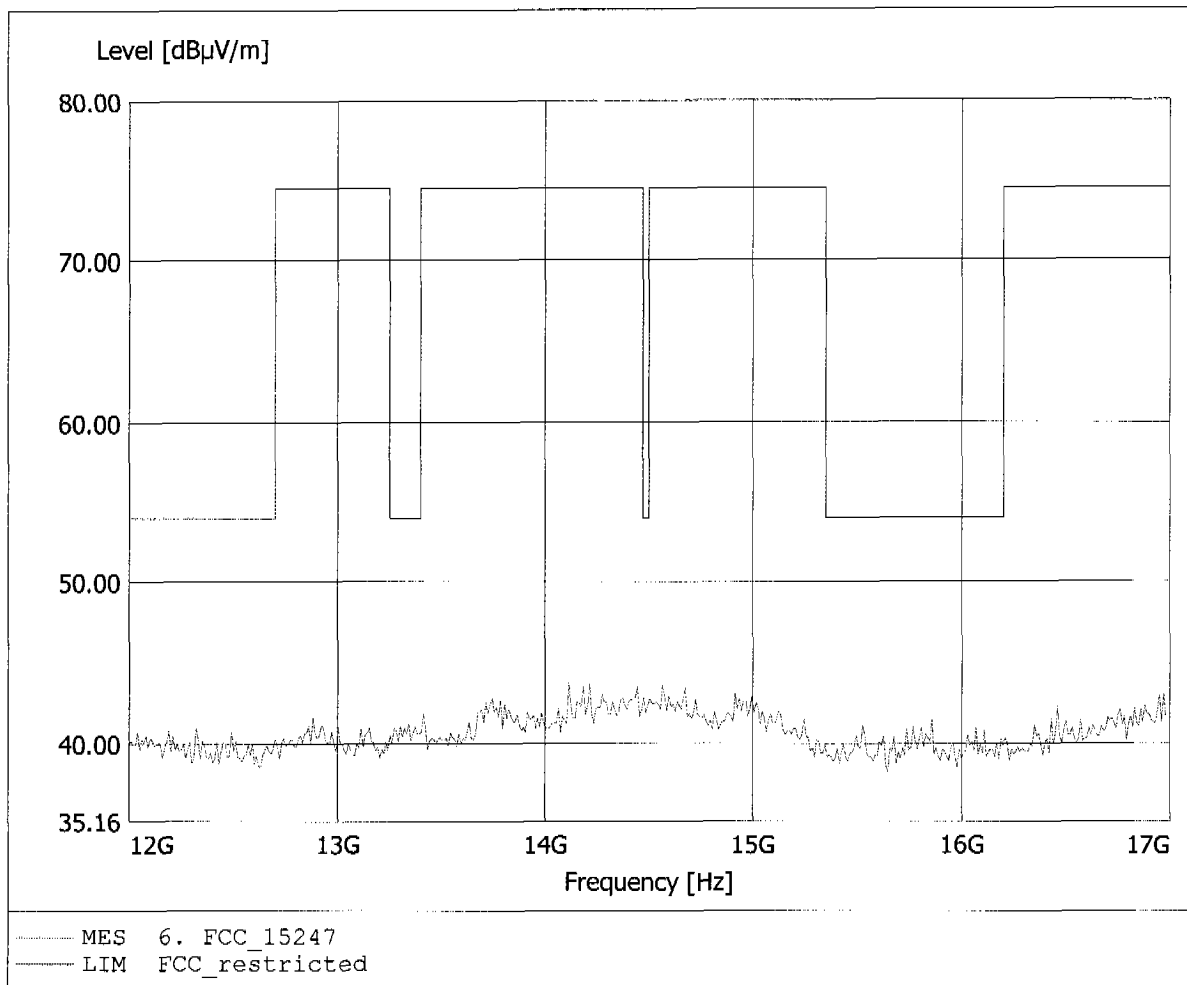
EUT: SA5250/1 802.11a/b/g mPCI Reference Design / Ch.:1  
Model: SA5250/1 mPCI  
Approval Holder: Philips Semiconductors Dresden AG  
Operating Condition: Tnom: 23°C / Unom: 120 V AC (powered by mPCI-slot)  
Test Site / Operator: ETS / Mr. Hoppe  
Test Specification: according to §15.247, peak detector  
Comment 1: Dist.: 3m, Ant.: BBHA9120D, ampl.+HP.  
Comment 2: Freq: 9.643GHz, Emax: 42.99dBuV/m, RBW: 1MHz





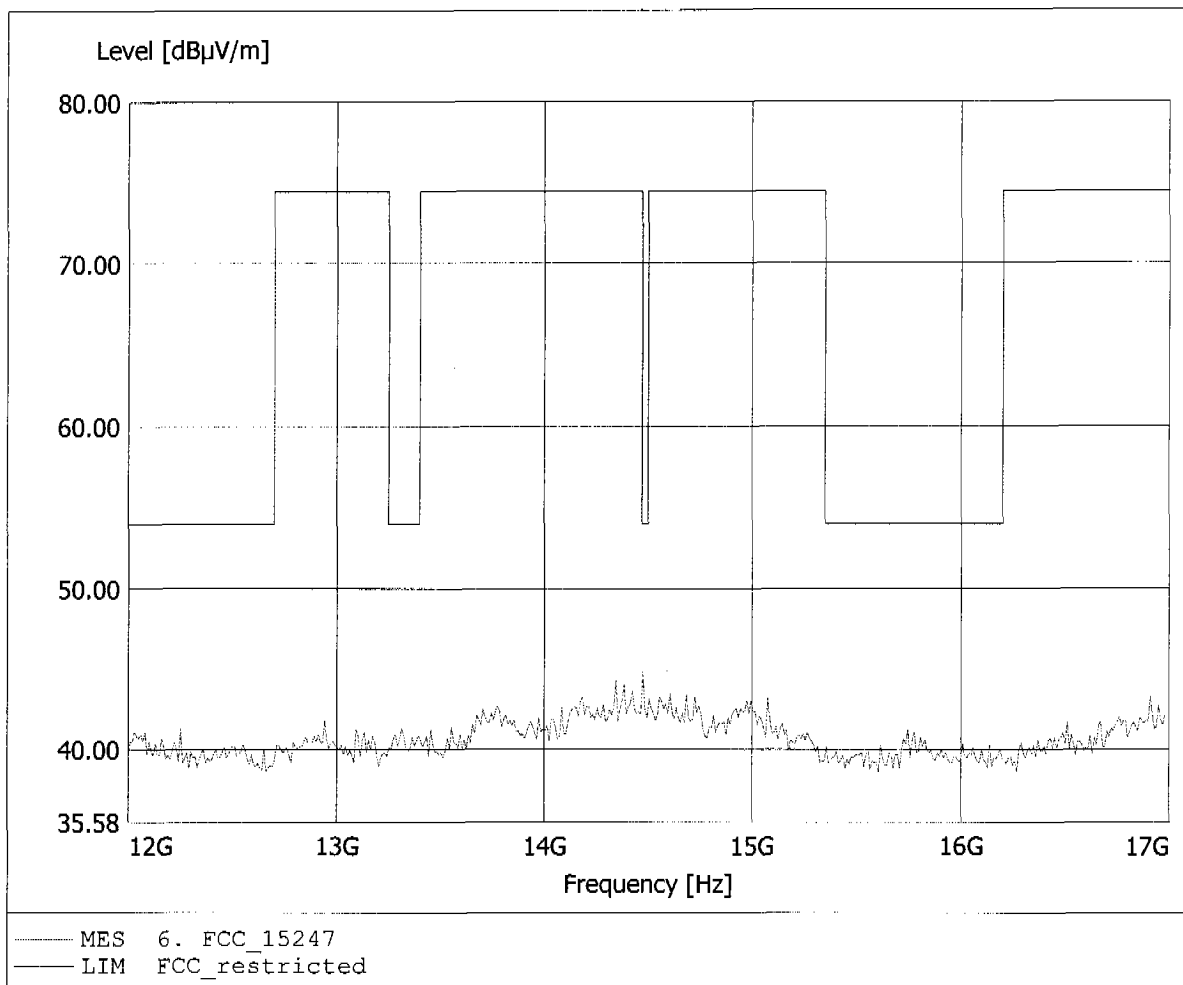
**Spurious emissions Field Strength  
FCC RULES PART 15, SUBPART C**

EUT: SA5250/1 802.11a/b/g mPCI Reference Design / Ch.:1  
Model: SA5250/1 mPCI  
Approval Holder: Philips Semiconductors Dresden AG  
Operating Condition: Tnom: 23°C / Unom: 120 V AC (powered by mPCI-slot)  
Test Site / Operator: ETS / Mr. Hoppe  
Test Specification: according to §15.247, peak detector  
Comment 1: Dist.: 3m, Ant.: BBHA9120D, ampl.+HP.  
Comment 2: Freq: 14.114GHz, Emax: 43.69dBµV/m, RBW: 1MHz



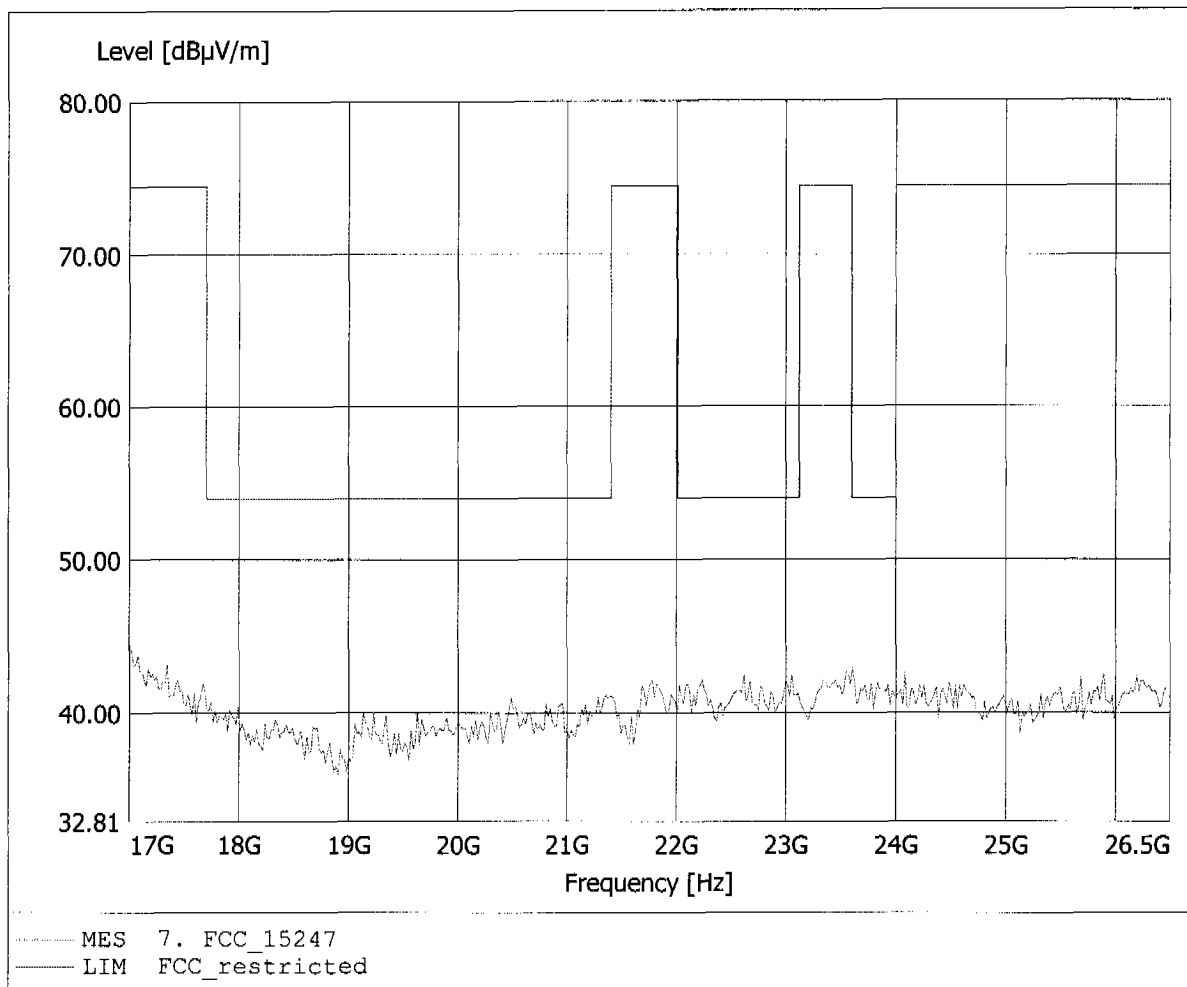
**Spurious emissions Field Strength  
FCC RULES PART 15, SUBPART C**

EUT: SA5250/1 802.11a/b/g mPCI Reference Design / Ch.:1  
Model: SA5250/1 mPCI  
Approval Holder: Philips Semiconductors Dresden AG  
Operating Condition: Tnom: 23°C / Unom: 120 V AC (powered by mPCI-slot)  
Test Site / Operator: ETS / Mr. Hoppe  
Test Specification: according to §15.247, peak detector  
Comment 1: Dist.: 3m, Ant.: BBHA9120D, ampl.+HP.  
Comment 2: Freq: 14.475GHz, Emax: 44.79dBµV/m, RBW: 1MHz



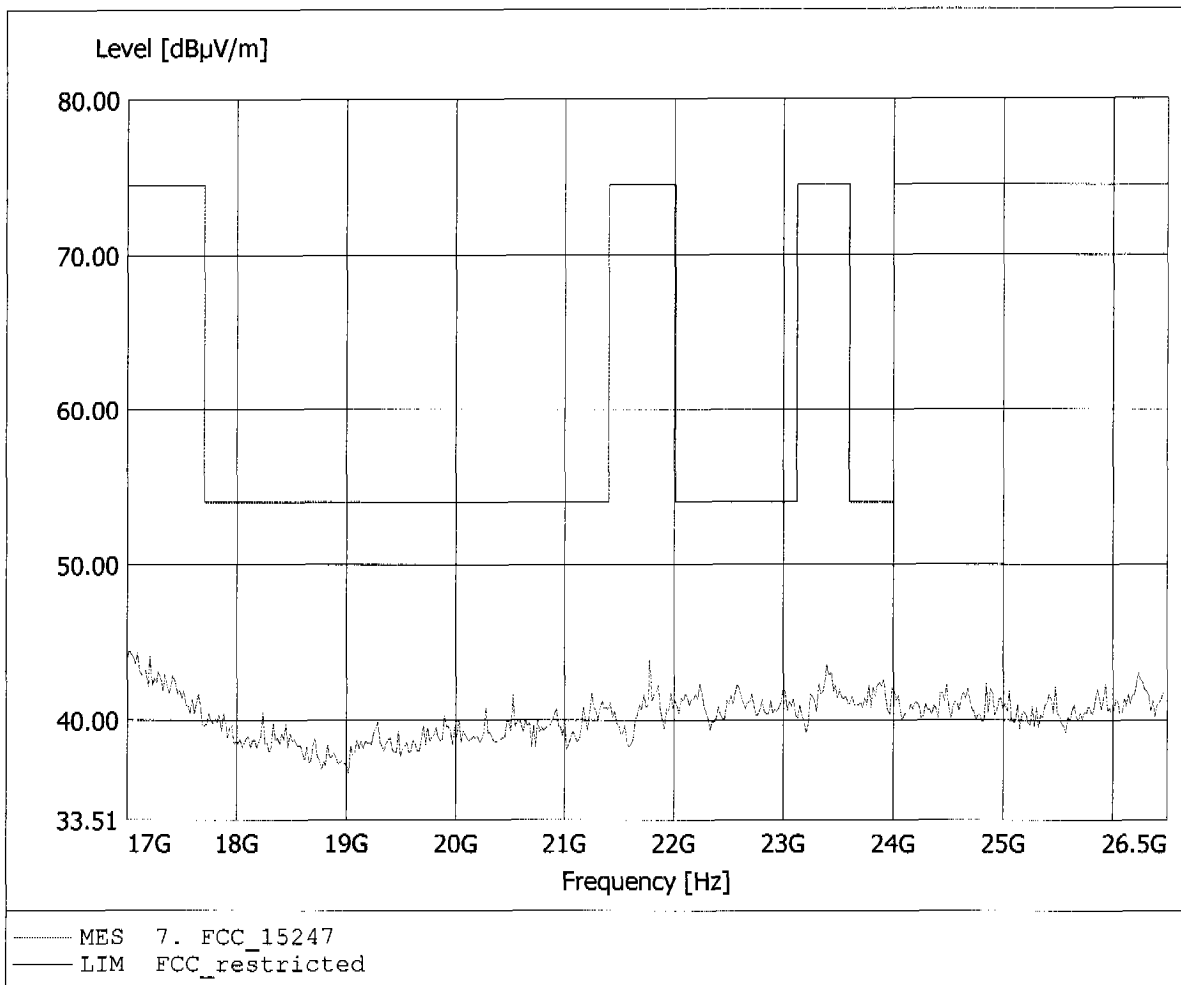
**Spurious emissions Field Strength  
FCC RULES PART 15, SUBPART C**

EUT: SA5250/1 802.11a/b/g mPCI Reference Design / Ch.:1  
Model: SA5250/1 mPCI  
Approval Holder: Philips Semiconductors Dresden AG  
Operating Condition: Tnom: 23°C / Unom: 120 V AC (powered by mPCI-slot)  
Test Site / Operator: ETS / Mr. Hoppe  
Test Specification: according to §15.247, peak detector  
Comment 1: Dist.: 3m, Ant.: HL025, amplif.  
Comment 2: Freq: 17.000GHz, Emax: 44.53dBµV/m, RBW: 1MHz



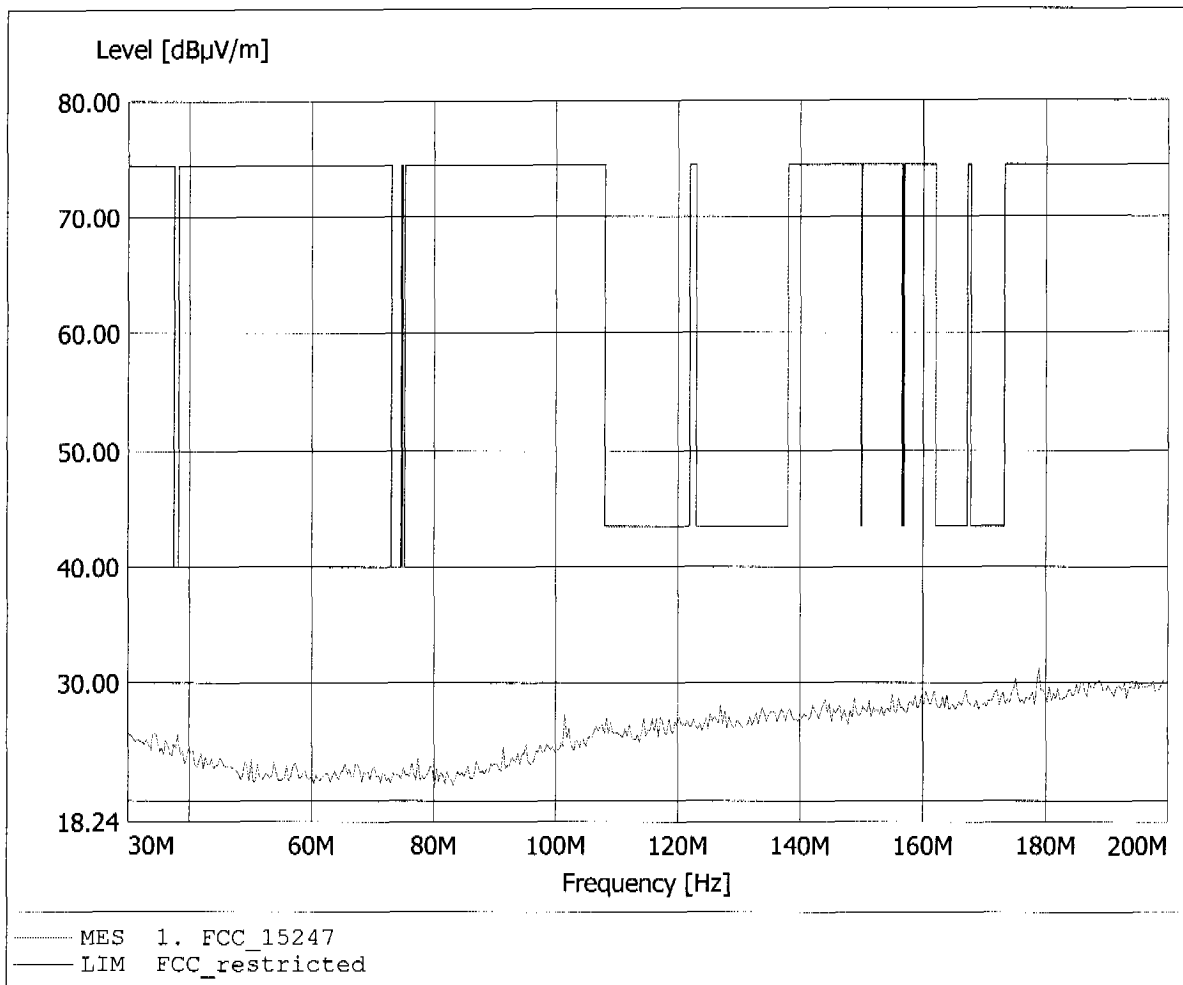
**Spurious emissions Field Strength  
FCC RULES PART 15, SUBPART C**

EUT: SA5250/1 802.11a/b/g mPCI Reference Design / Ch.:1  
Model: SA5250/1 mPCI  
Approval Holder: Philips Semiconductors Dresden AG  
Operating Condition: Tnom: 23°C / Unom: 120 V AC (powered by mPCI-slot)  
Test Site / Operator: ETS / Mr. Hoppe  
Test Specification: according to §15.247, peak detector  
Comment 1: Dist.: 3m, Ant.: HL025, amplif.  
Comment 2: Freq: 17.019GHz, Emax: 44.48dBµV/m, RBW: 1MHz



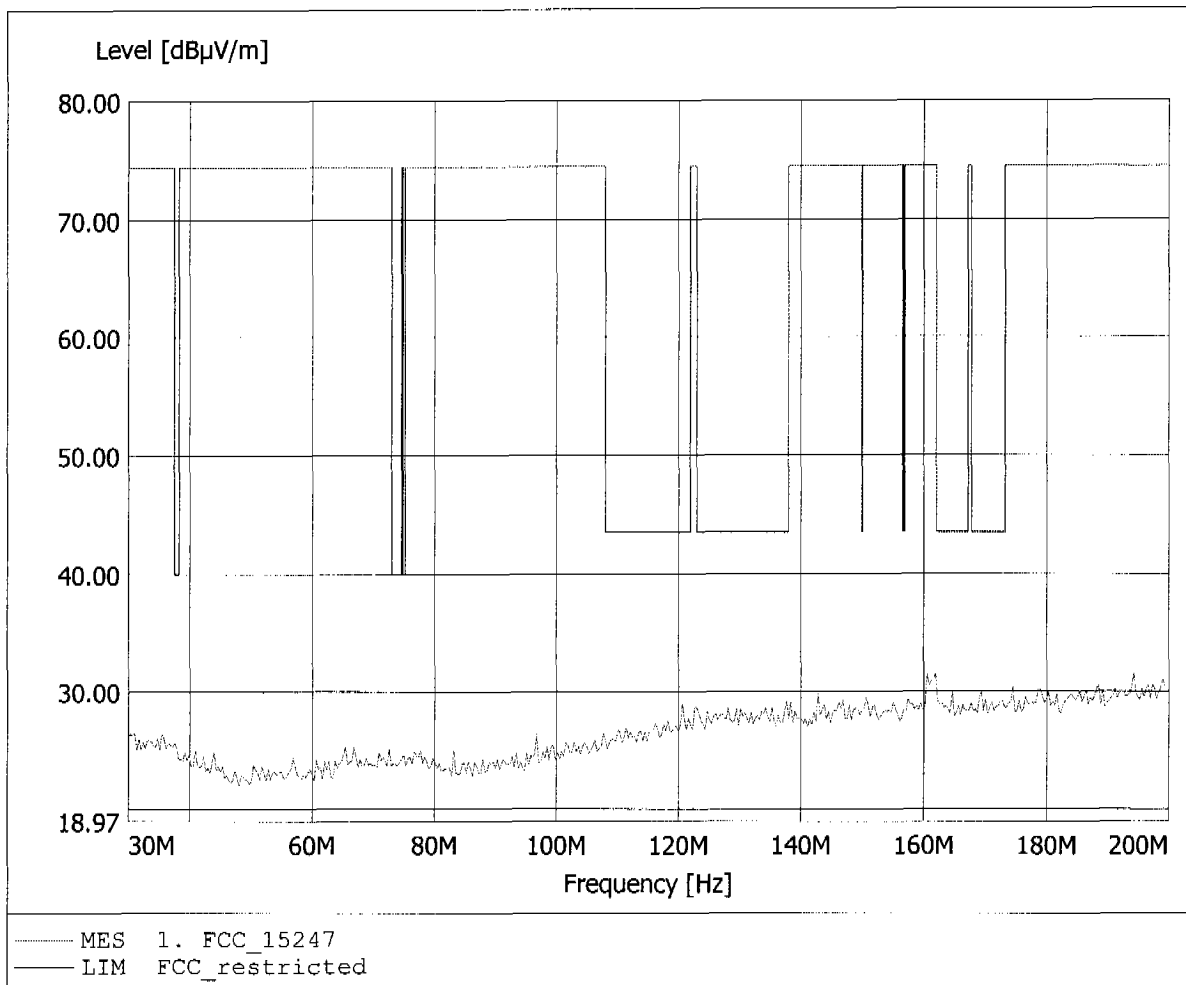
**Spurious emissions Field Strength  
FCC RULES PART 15, SUBPART C**

EUT: SA5250/1 802.11a/b/g mPCI Reference Design / Ch.:6  
Model: SA5250/1 mPCI  
Approval Holder: Philips Semiconductors Dresden AG  
Operating Condition: Tnom: 23°C / Unom: 120 V AC (powered by mPCI-slot)  
Test Site / Operator: ETS / Mr. Hoppe  
Test Specification: according to §15.247  
Comment 1: Dist.: 3m, Ant.: HK 116  
Comment 2: Freq: 178.878MHz, Emax: 31.19dBuV/m, RBW: 100kHz



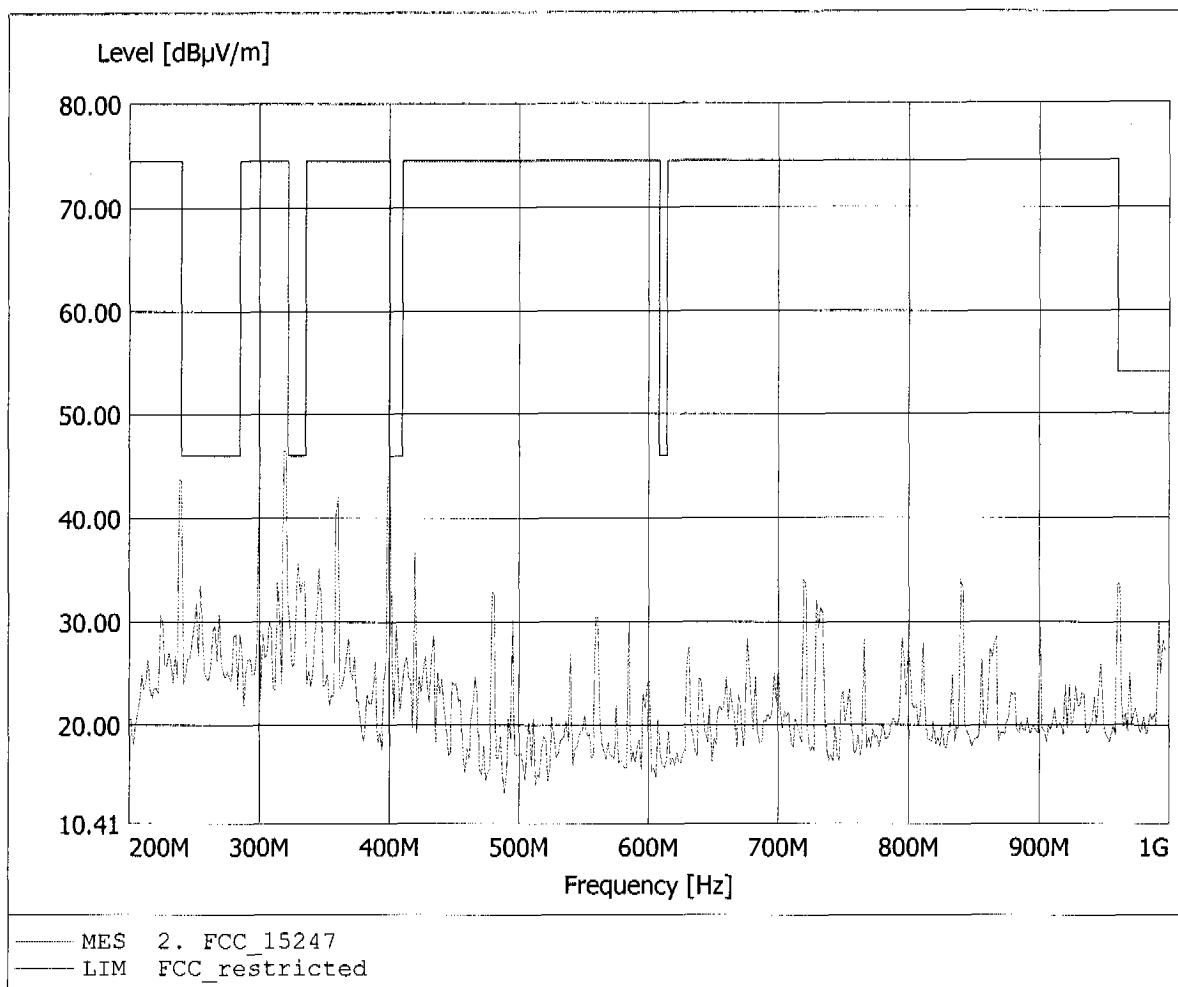
**Spurious emissions Field Strength  
FCC RULES PART 15, SUBPART C**

EUT: SA5250/1 802.11a/b/g mPCI Reference Design / Ch.:6  
Model: SA5250/1 mPCI  
Approval Holder: Philips Semiconductors Dresden AG  
Operating Condition: Tnom: 23°C / Unom: 120 V AC (powered by mPCI-slot)  
Test Site / Operator: ETS / Mr. Hoppe  
Test Specification: according to §15.247  
Comment 1: Dist.: 3m, Ant.: HK 116  
Comment 2: Freq: 161.844MHz, Emax: 31.64dBµV/m, RBW: 100kHz



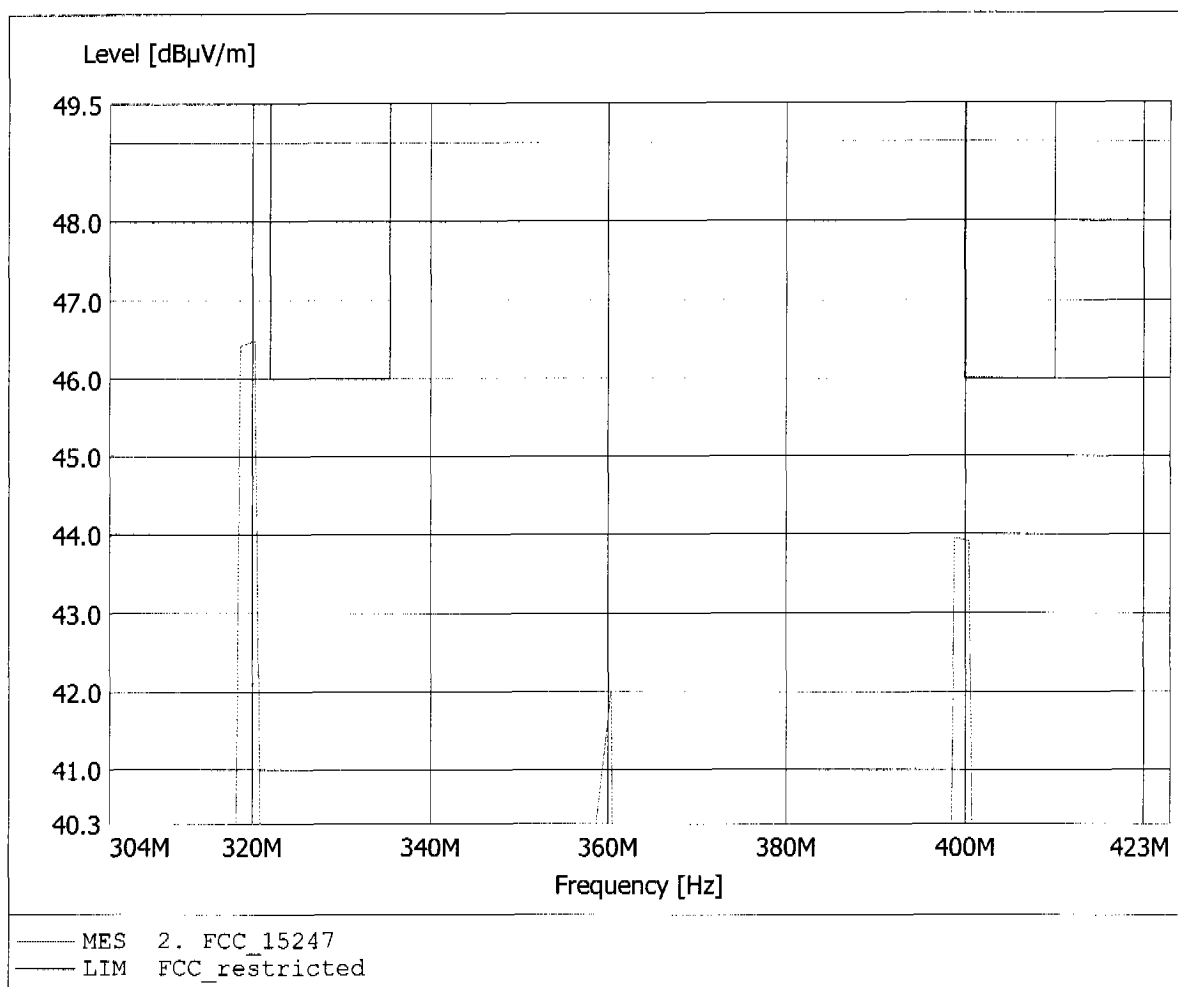
**Spurious emissions Field Strength  
FCC RULES PART 15, SUBPART C**

EUT: SA5250/1 802.11a/b/g mPCI Reference Design / Ch.:6  
Model: SA5250/1 mPCI  
Approval Holder: Philips Semiconductors Dresden AG  
Operating Condition: Tnom: 23°C / Unom: 120 V AC (powered by mPCI-slot)  
Test Site / Operator: ETS / Mr. Hoppe  
Test Specification: according to §15.247  
Comment 1: Dist.: 3m, Ant.: HL 223, amplif.  
Comment 2: Freq: 320.240MHz, Emax: 46.49dBµV/m, RBW: 100kHz



**Spurious emissions Field Strength  
FCC RULES PART 15, SUBPART C**

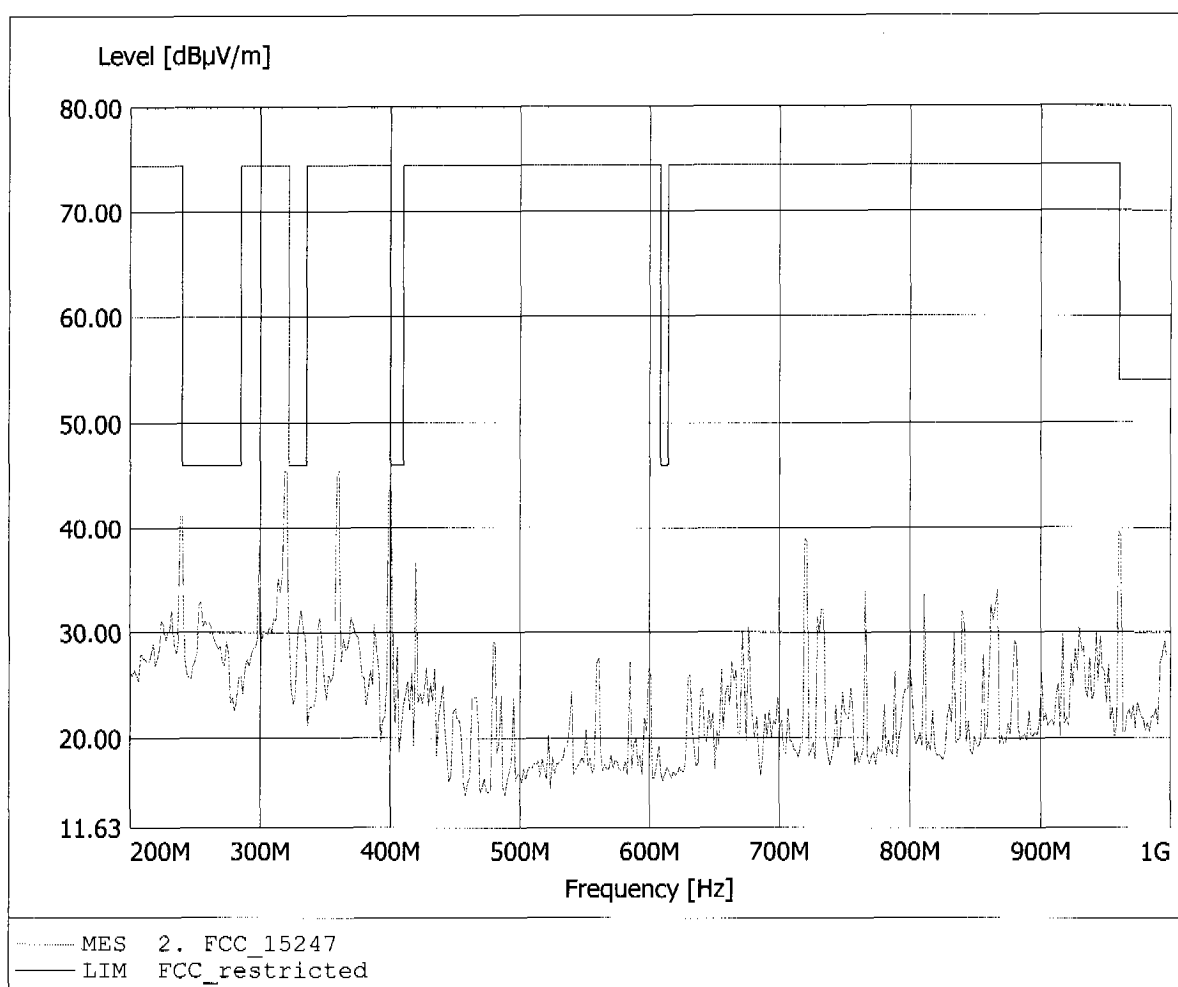
EUT: SA5250/1 802.11a/b/g mPCI Reference Design / Ch.:6  
Model: SA5250/1 mPCI  
Approval Holder: Philips Semiconductors Dresden AG  
Operating Condition: Tnom: 23°C / Unom: 120 V AC (powered by mPCI-slot)  
Test Site / Operator: ETS / Mr. Hoppe  
Test Specification: according to §15.247  
Comment 1: Dist.: 3m, Ant.: HL 223, amplif.  
Comment 2: Freq: 320.240MHz, Emax: 46.49dBµV/m, RBW: 100kHz





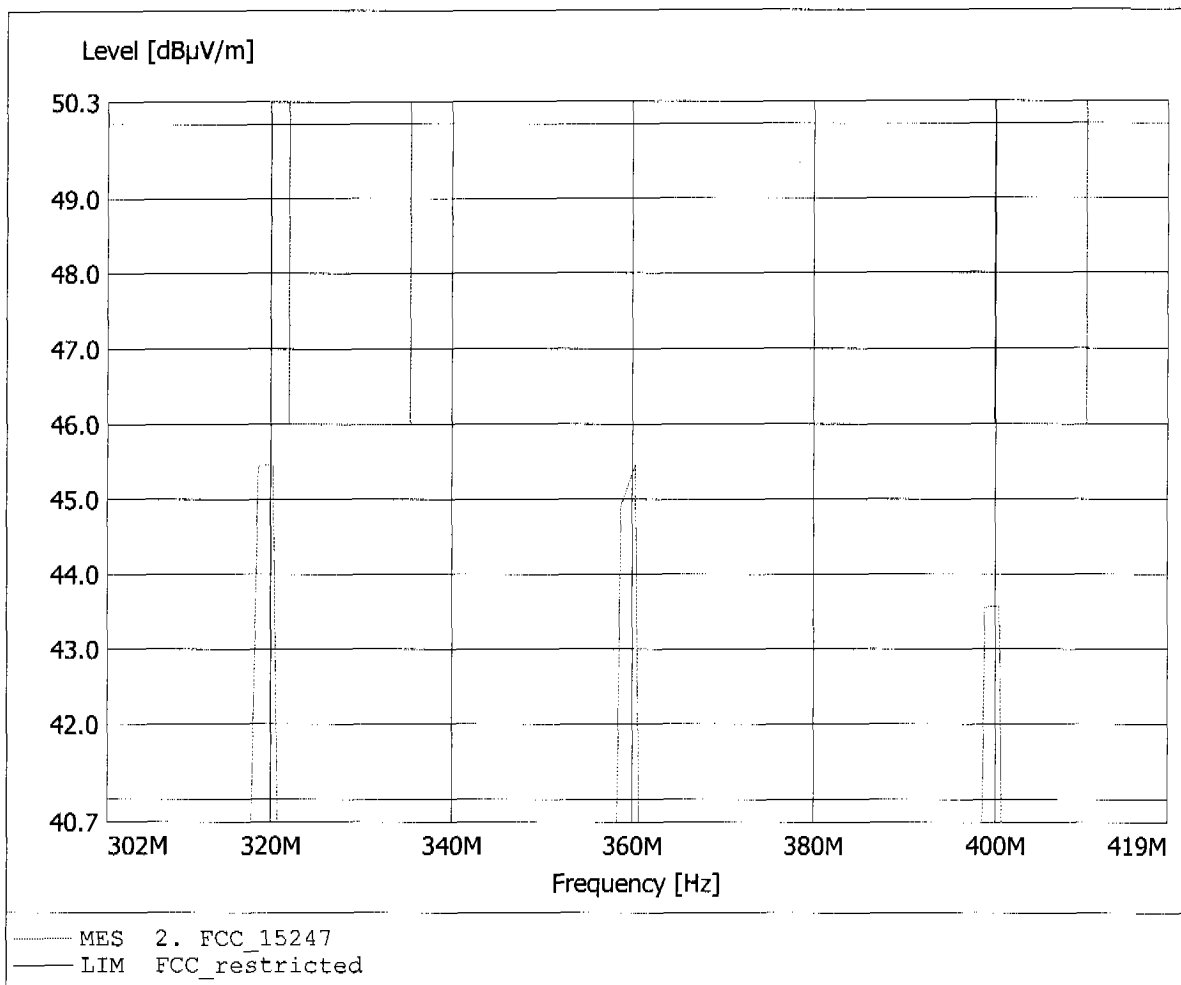
**Spurious emissions Field Strength  
FCC RULES PART 15, SUBPART C**

EUT: SA5250/1 802.11a/b/g mPCI Reference Design / Ch.:6  
Model: SA5250/1 mPCI  
Approval Holder: Philips Semiconductors Dresden AG  
Operating Condition: Tnom: 23°C / Unom: 120 V AC (powered by mPCI-slot)  
Test Site / Operator: ETS / Mr. Hoppe  
Test Specification: according to §15.247  
Comment 1: Dist.: 3m, Ant.: HL 223, amplif.  
Comment 2: Freq: 360.321MHz, Emax: 45.46dBµV/m, RBW: 100kHz



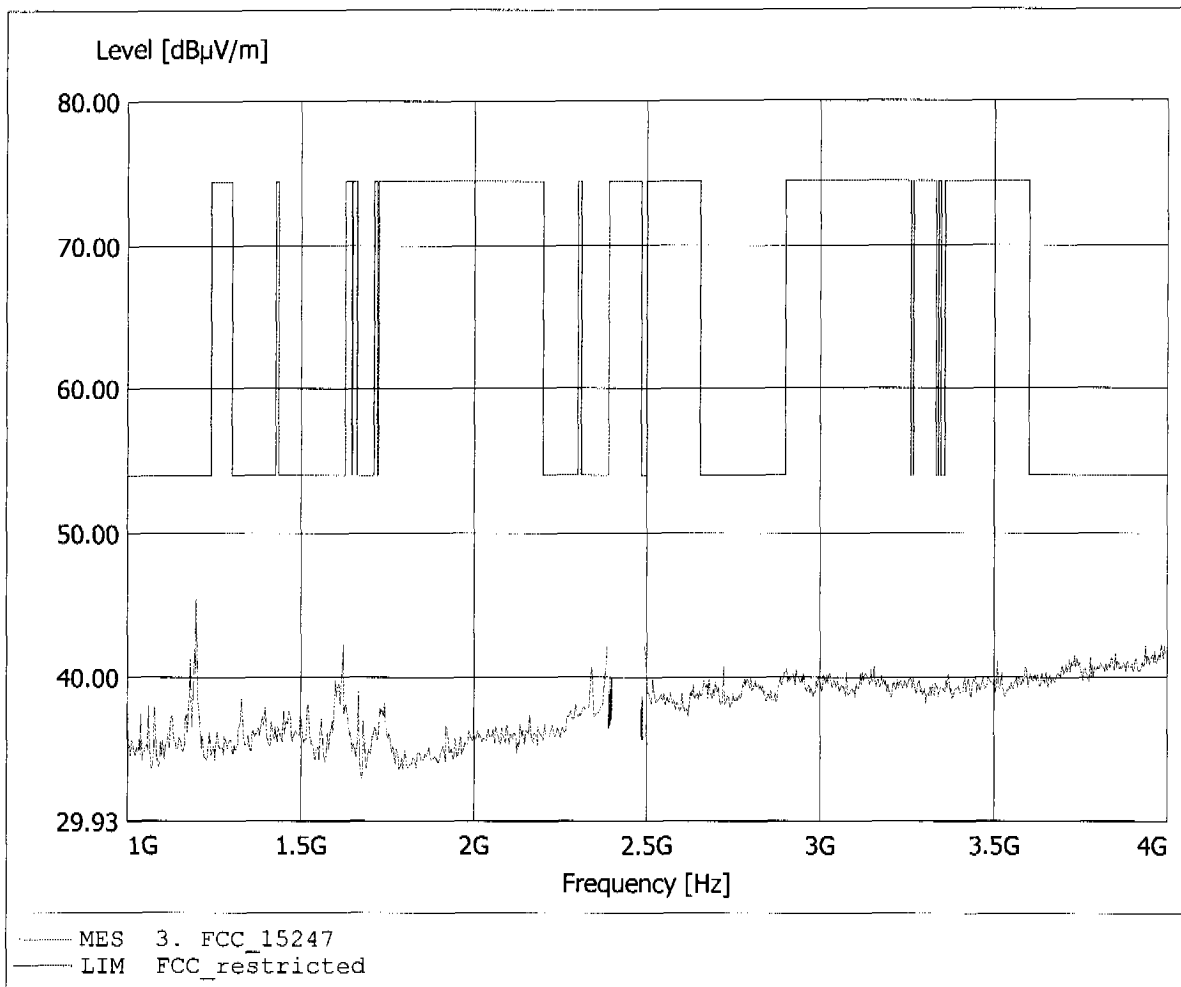
**Spurious emissions Field Strength  
FCC RULES PART 15, SUBPART C**

EUT: SA5250/1 802.11a/b/g mPCI Reference Design / Ch.:6  
Model: SA5250/1 mPCI  
Approval Holder: Philips Semiconductors Dresden AG  
Operating Condition: Tnom: 23°C / Unom: 120 V AC (powered by mPCI-slot)  
Test Site / Operator: ETS / Mr. Hoppe  
Test Specification: according to §15.247  
Comment 1: Dist.: 3m, Ant.: HL 223, amplif.  
Comment 2: Freq: 360.321MHz, Emax: 45.46dBµV/m, RBW: 100kHz



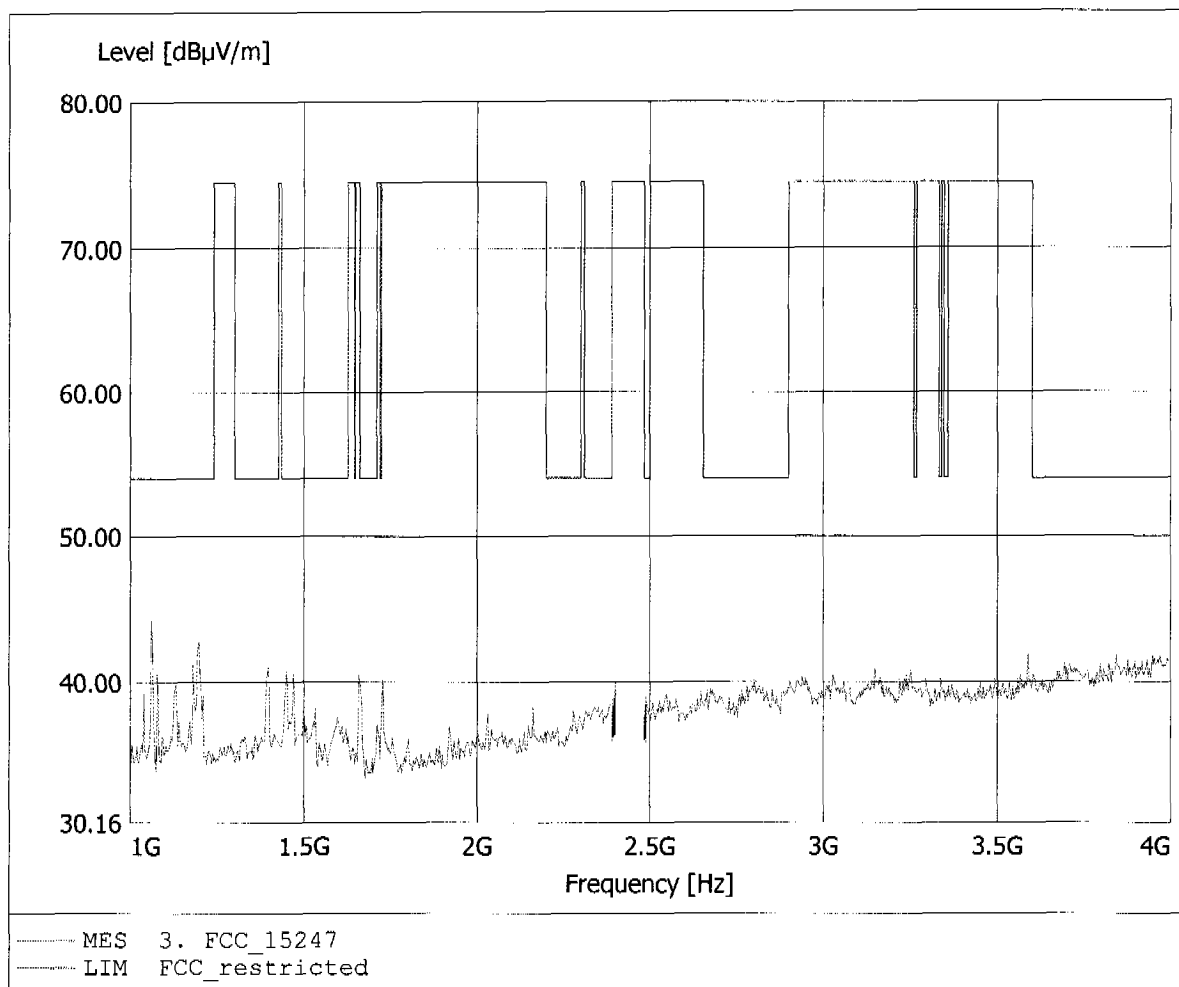
**Spurious emissions Field Strength  
FCC RULES PART 15, SUBPART C**

EUT: SA5250/1 802.11a/b/g mPCI Reference Design / Ch.:6  
Model: SA5250/1 mPCI  
Approval Holder: Philips Semiconductors Dresden AG  
Operating Condition: Tnom: 23°C / Unom: 120 V AC (powered by mPCI-slot)  
Test Site / Operator: ETS / Mr. Hoppe  
Test Specification: according to §15.247, peak detector  
Comment 1: Dist.: 3m, Ant.: BBHA9120D, amplif.  
Comment 2: Freq: 1.198GHz, Emax: 45.65dBµV/m, RBW: 1MHz



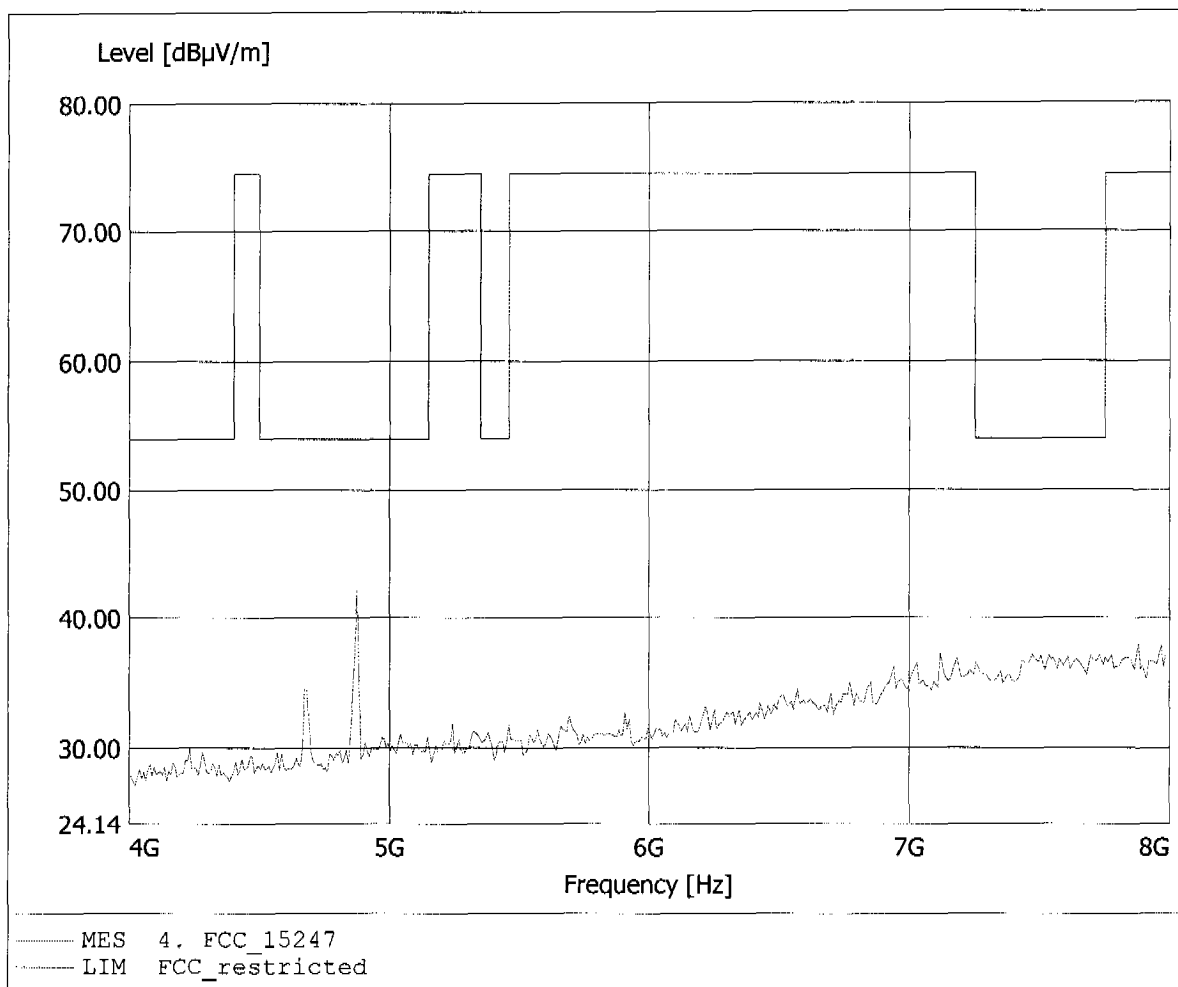
**Spurious emissions Field Strength  
FCC RULES PART 15, SUBPART C**

EUT: SA5250/1 802.11a/b/g mPCI Reference Design / Ch.:6  
Model: SA5250/1 mPCI  
Approval Holder: Philips Semiconductors Dresden AG  
Operating Condition: Tnom: 23°C / Unom: 120 V AC (powered by mPCI-slot)  
Test Site / Operator: ETS / Mr. Hoppe  
Test Specification: according to §15.247, peak detector  
Comment 1: Dist.: 3m, Ant.: BBHA9120D, amplif.  
Comment 2: Freq: 1.061GHz, Emax: 44.22dBµV/m, RBW: 1MHz



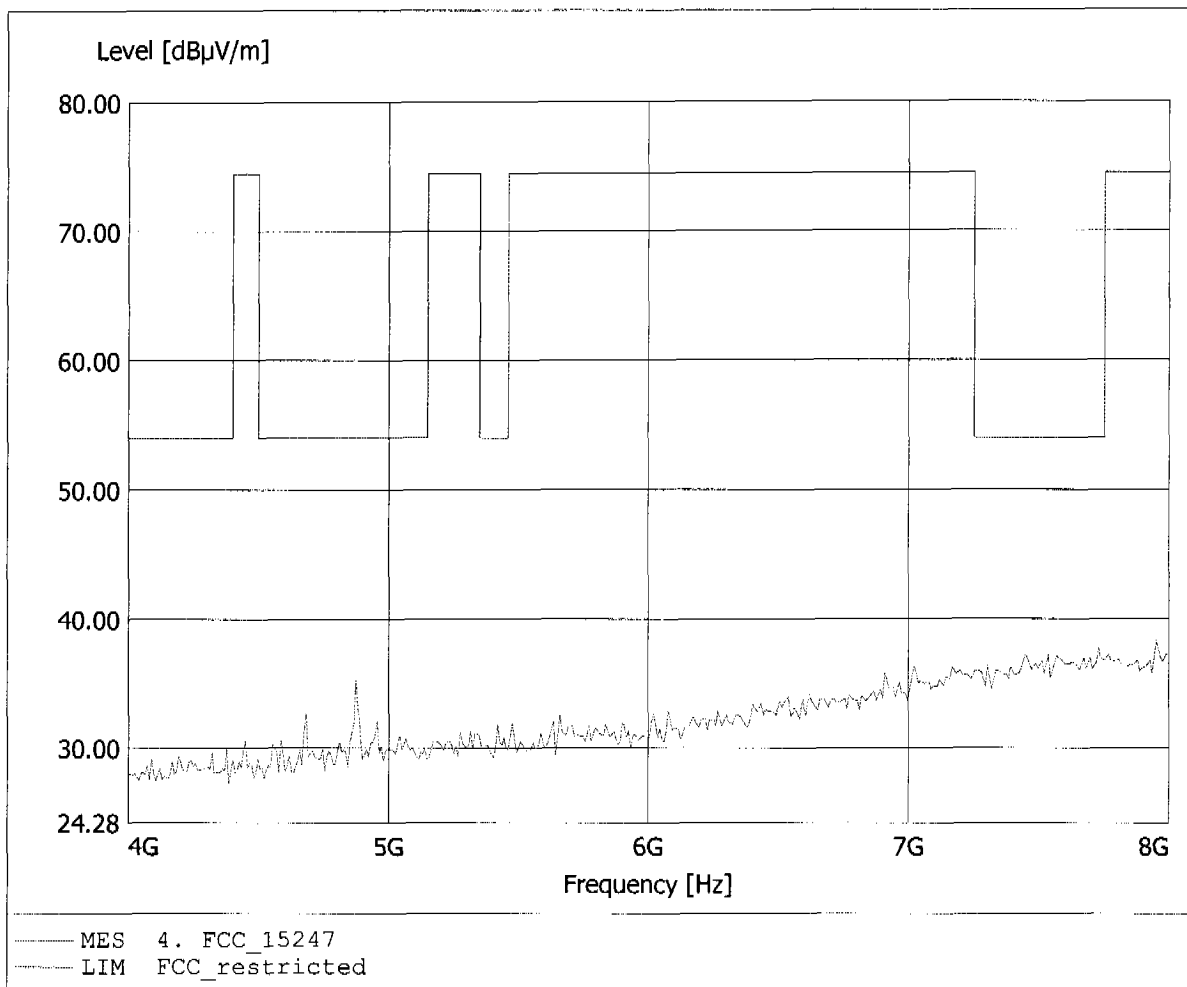
**Spurious emissions Field Strength  
FCC RULES PART 15, SUBPART C**

EUT: SA5250/1 802.11a/b/g mPCI Reference Design / Ch.:6  
Model: SA5250/1 mPCI  
Approval Holder: Philips Semiconductors Dresden AG  
Operating Condition: Tnom: 23°C / Unom: 120 V AC (powered by mPCI-slot)  
Test Site / Operator: ETS / Mr. Hoppe  
Test Specification: according to §15.247, peak detector  
Comment 1: Dist.: 3m, Ant.: BBHA9120D, ampl.+HP.  
Comment 2: Freq: 4.874GHz, Emax: 42.12dBµV/m, RBW: 1MHz



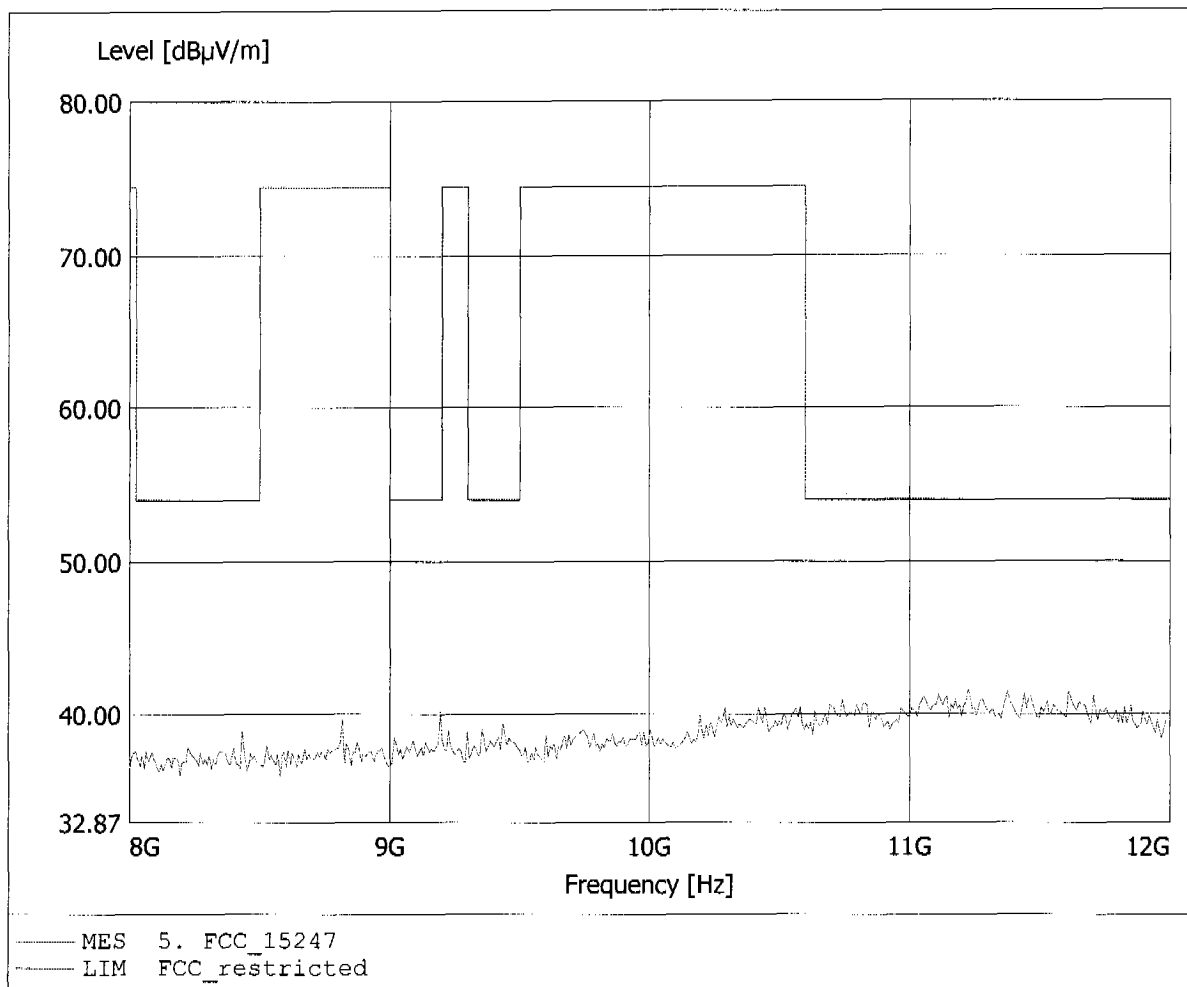
**Spurious emissions Field Strength  
FCC RULES PART 15, SUBPART C**

EUT: SA5250/1 802.11a/b/g mPCI Reference Design / Ch.:6  
Model: SA5250/1 mPCI  
Approval Holder: Philips Semiconductors Dresden AG  
Operating Condition: Tnom: 23°C / Unom: 120 V AC (powered by mPCI-slot)  
Test Site / Operator: ETS / Mr. Hoppe  
Test Specification: according to §15.247, peak detector  
Comment 1: Dist.: 3m, Ant.: BBHA9120D, ampl.+HP.  
Comment 2: Freq: 7.952GHz, Emax: 38.27dBuV/m, RBW: 1MHz



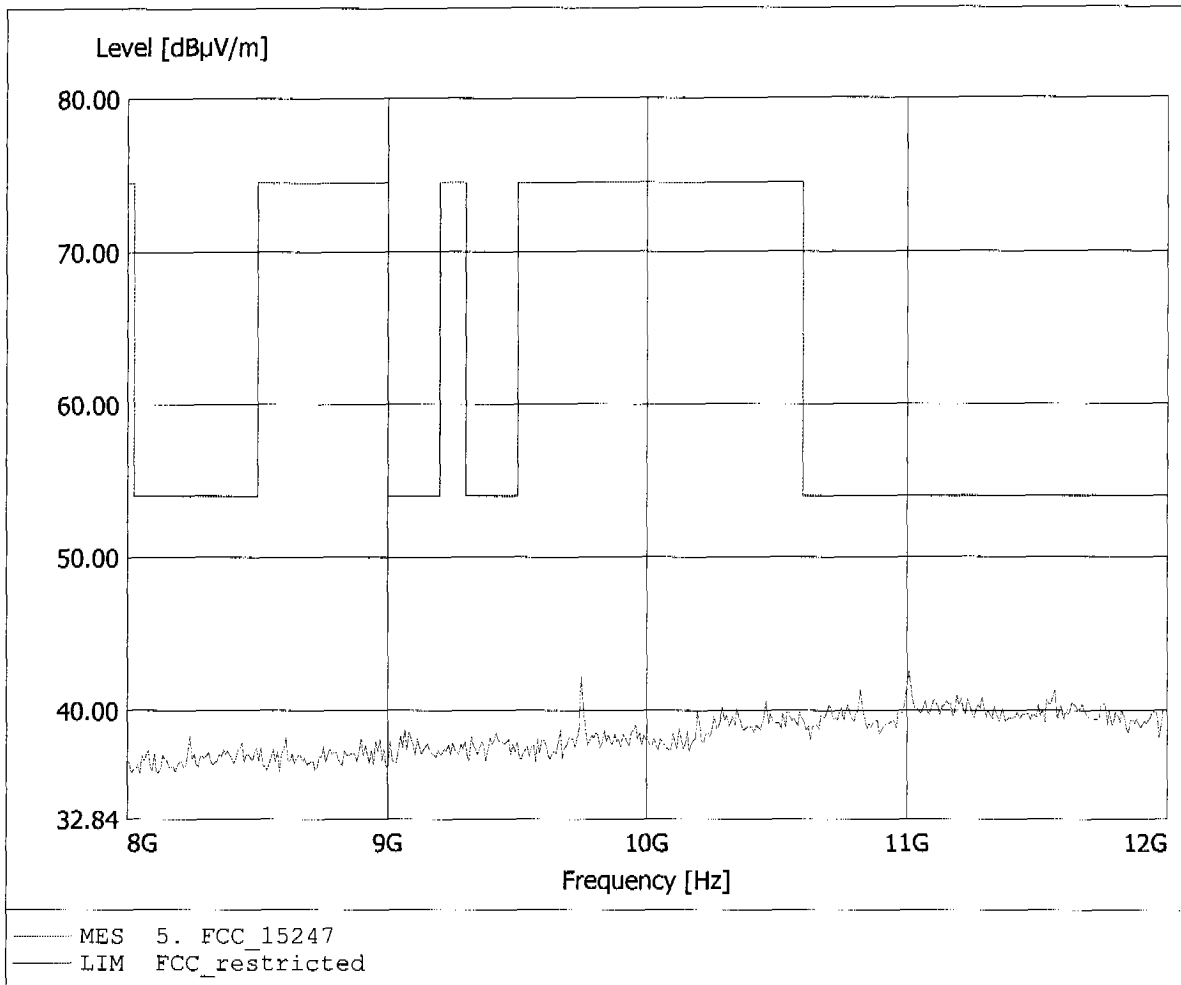
**Spurious emissions Field Strength  
FCC RULES PART 15, SUBPART C**

EUT: SA5250/1 802.11a/b/g mPCI Reference Design / Ch.:6  
Model: SA5250/1 mPCI  
Approval Holder: Philips Semiconductors Dresden AG  
Operating Condition: Tnom: 23°C / Unom: 120 V AC (powered by mPCI-slot)  
Test Site / Operator: ETS / Mr. Hoppe  
Test Specification: according to §15.247, peak detector  
Comment 1: Dist.: 3m, Ant.: BBHA9120D, ampl.+HP.  
Comment 2: Freq: 11.222GHz, Emax: 41.69dBuV/m, RBW: 1MHz



**Spurious emissions Field Strength  
FCC RULES PART 15, SUBPART C**

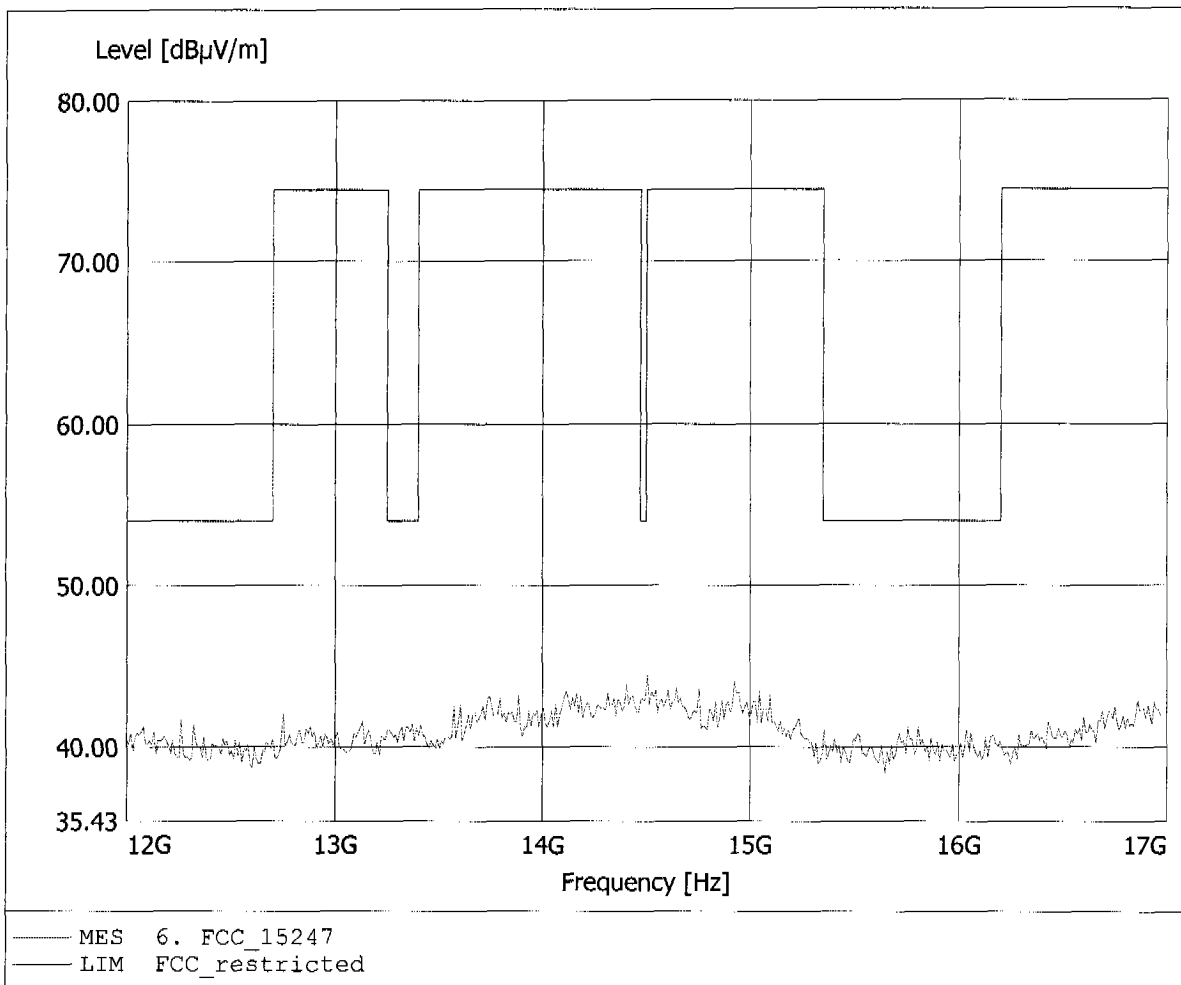
EUT: SA5250/1 802.11a/b/g mPCI Reference Design / Ch.:6  
Model: SA5250/1 mPCI  
Approval Holder: Philips Semiconductors Dresden AG  
Operating Condition: Tnom: 23°C / Unom: 120 V AC (powered by mPCI-slot)  
Test Site / Operator: ETS / Mr. Hoppe  
Test Specification: according to §15.247, peak detector  
Comment 1: Dist.: 3m, Ant.: BBHA9120D, ampl.+HP.  
Comment 2: Freq: 11.006GHz, Emax: 42.53dBµV/m, RBW: 1MHz





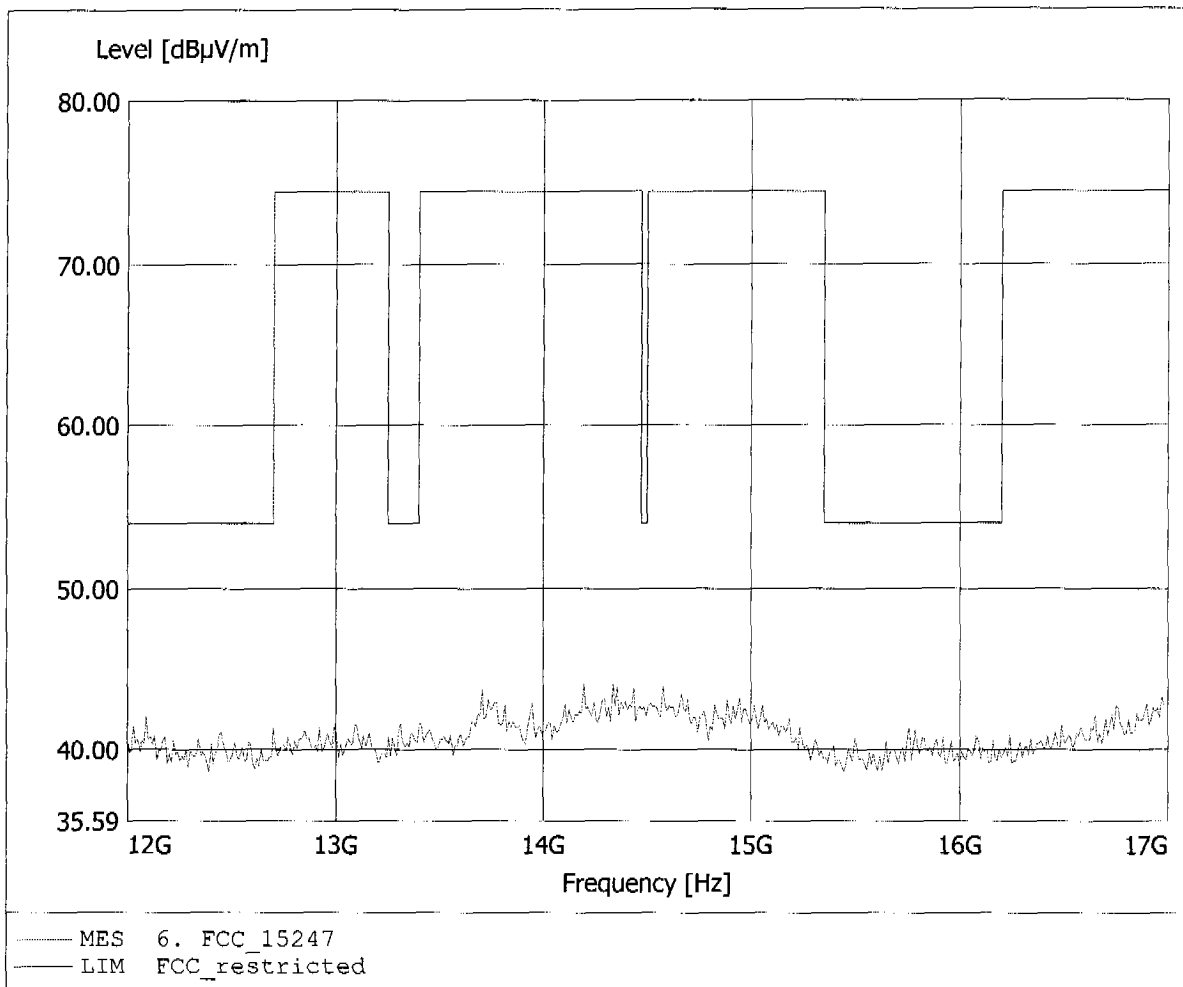
**Spurious emissions Field Strength  
FCC RULES PART 15, SUBPART C**

EUT: SA5250/1 802.11a/b/g mPCI Reference Design / Ch.:6  
Model: SA5250/1 mPCI  
Approval Holder: Philips Semiconductors Dresden AG  
Operating Condition: Tnom: 23°C / Unom: 120 V AC (powered by mPCI-slot)  
Test Site / Operator: ETS / Mr. Hoppe  
Test Specification: according to §15.247, peak detector  
Comment 1: Dist.: 3m, Ant.: BBHA9120D, ampl.+HP.  
Comment 2: Freq: 14.505GHz, Emax: 44.40dBµV/m, RBW: 1MHz



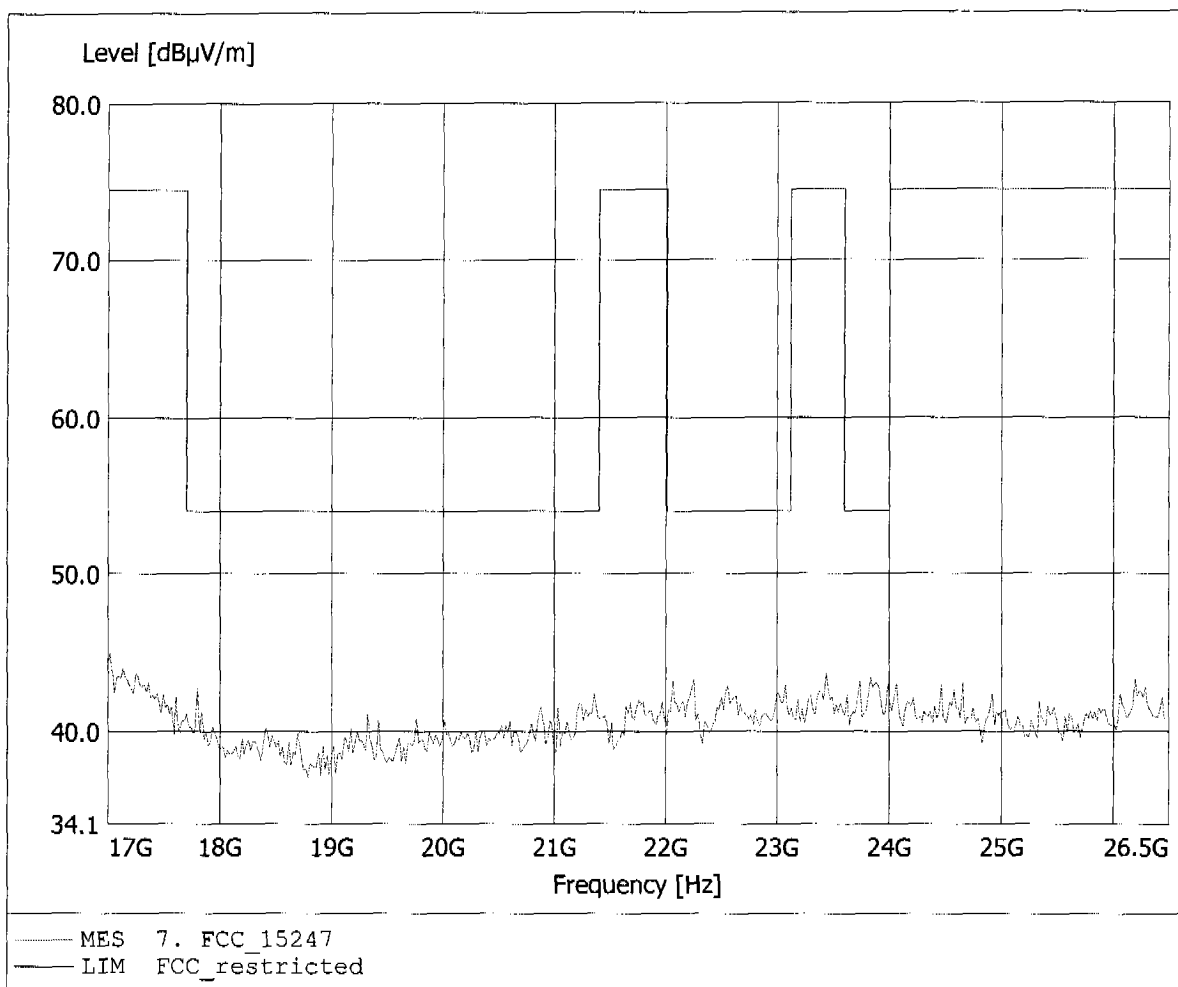
**Spurious emissions Field Strength  
FCC RULES PART 15, SUBPART C**

EUT: SA5250/1 802.11a/b/g mPCI Reference Design / Ch.:6  
Model: SA5250/1 mPCI  
Approval Holder: Philips Semiconductors Dresden AG  
Operating Condition: Tnom: 23°C / Unom: 120 V AC (powered by mPCI-slot)  
Test Site / Operator: ETS / Mr. Hoppe  
Test Specification: according to §15.247, peak detector  
Comment 1: Dist.: 3m, Ant.: BBHA9120D, ampl.+HP.  
Comment 2: Freq: 14.335GHz, Emax: 44.13dBuV/m, RBW: 1MHz



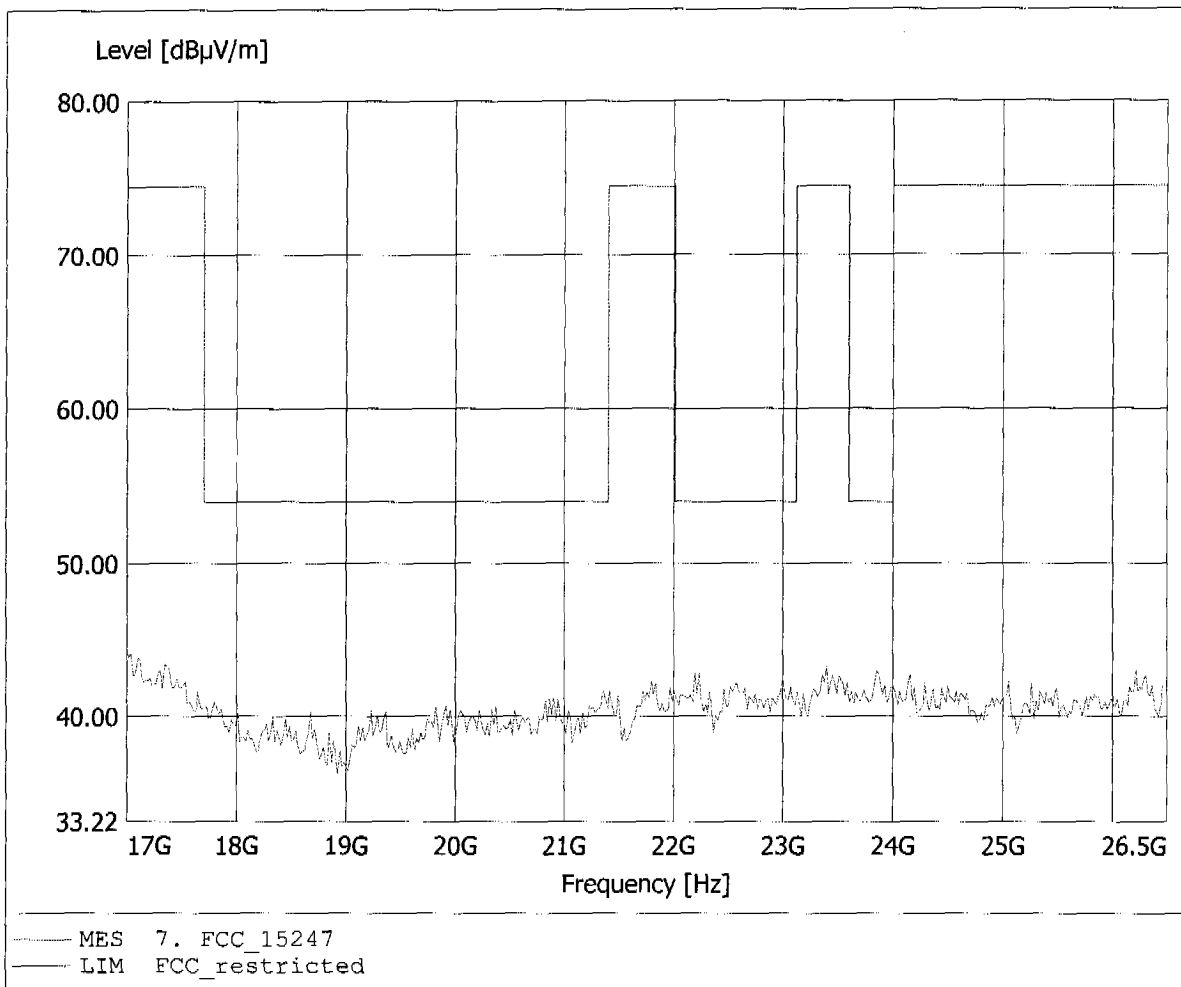
**Spurious emissions Field Strength  
FCC RULES PART 15, SUBPART C**

EUT: SA5250/1 802.11a/b/g mPCI Reference Design / Ch.:6  
Model: SA5250/1 mPCI  
Approval Holder: Philips Semiconductors Dresden AG  
Operating Condition: Tnom: 23°C / Unom: 120 V AC (powered by mPCI-slot)  
Test Site / Operator: ETS / Mr. Hoppe  
Test Specification: according to §15.247, peak detector  
Comment 1: Dist.: 3m, Ant.: HL025, amplif.  
Comment 2: Freq: 17.019GHz, Emax: 44.89dBµV/m, RBW: 1MHz



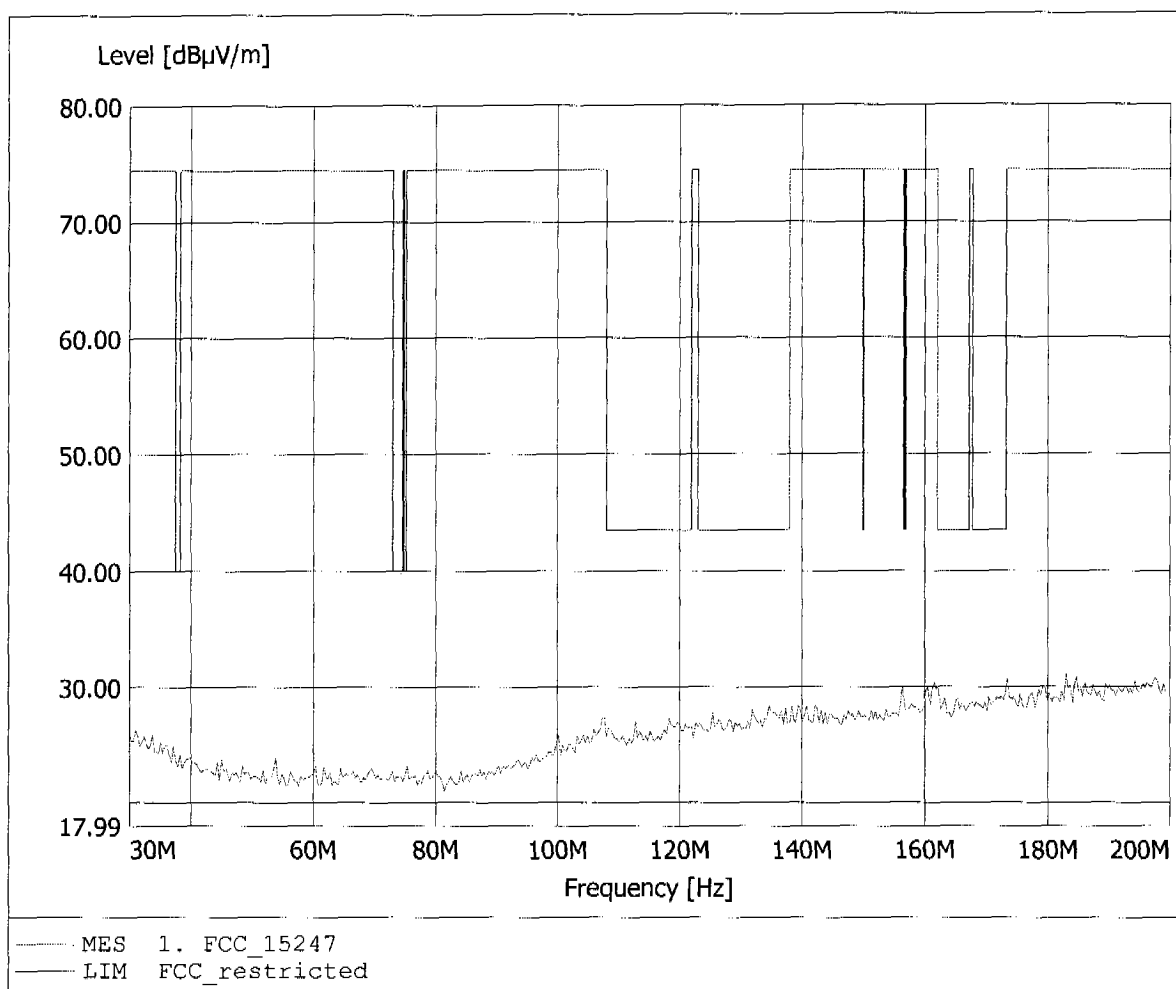
**Spurious emissions Field Strength  
FCC RULES PART 15, SUBPART C**

EUT: SA5250/1 802.11a/b/g mPCI Reference Design / Ch.:6  
Model: SA5250/1 mPCI  
Approval Holder: Philips Semiconductors Dresden AG  
Operating Condition: Tnom: 23°C / Unom: 120 V AC (powered by mPCI-slot)  
Test Site / Operator: ETS / Mr. Hoppe  
Test Specification: according to §15.247, peak detector  
Comment 1: Dist.: 3m, Ant.: HL025, amplif.  
Comment 2: Freq: 17.000GHz, Emax: 44.43dBµV/m, RBW: 1MHz



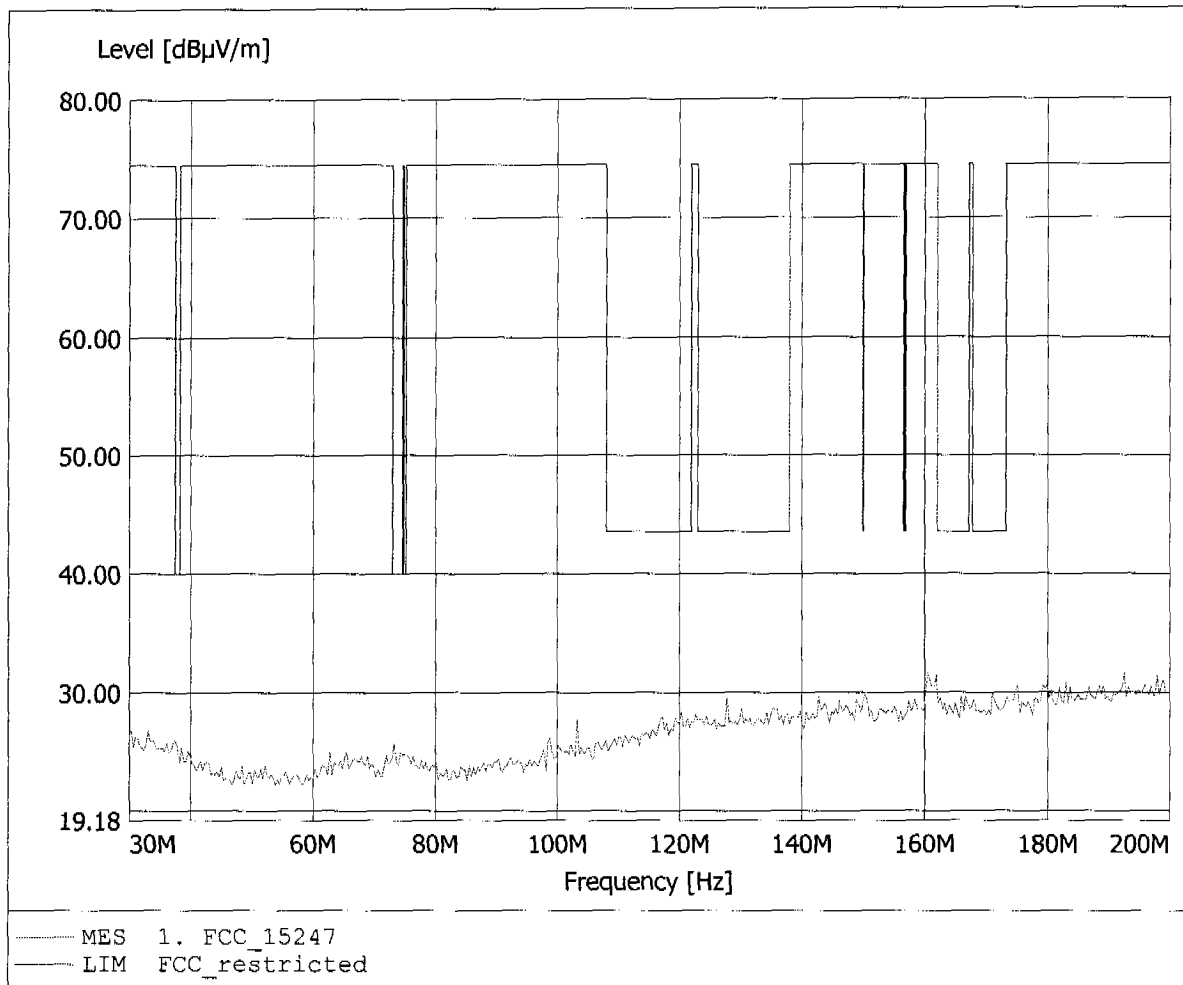
**Spurious emissions Field Strength  
FCC RULES PART 15, SUBPART C**

EUT: SA5250/1 802.11a/b/g mPCI Reference Design / Ch.:11  
Model: SA5250/1 mPCI  
Approval Holder: Philips Semiconductors Dresden AG  
Operating Condition: Tnom: 23°C / Unom: 120 V AC (powered by mPCI-slot)  
Test Site / Operator: ETS / Mr. Hoppe  
Test Specification: according to §15.247  
Comment 1: Dist.: 3m, Ant.: HK 116  
Comment 2: Freq: 182.966MHz, Emax: 31.09dBµV/m, RBW: 100kHz



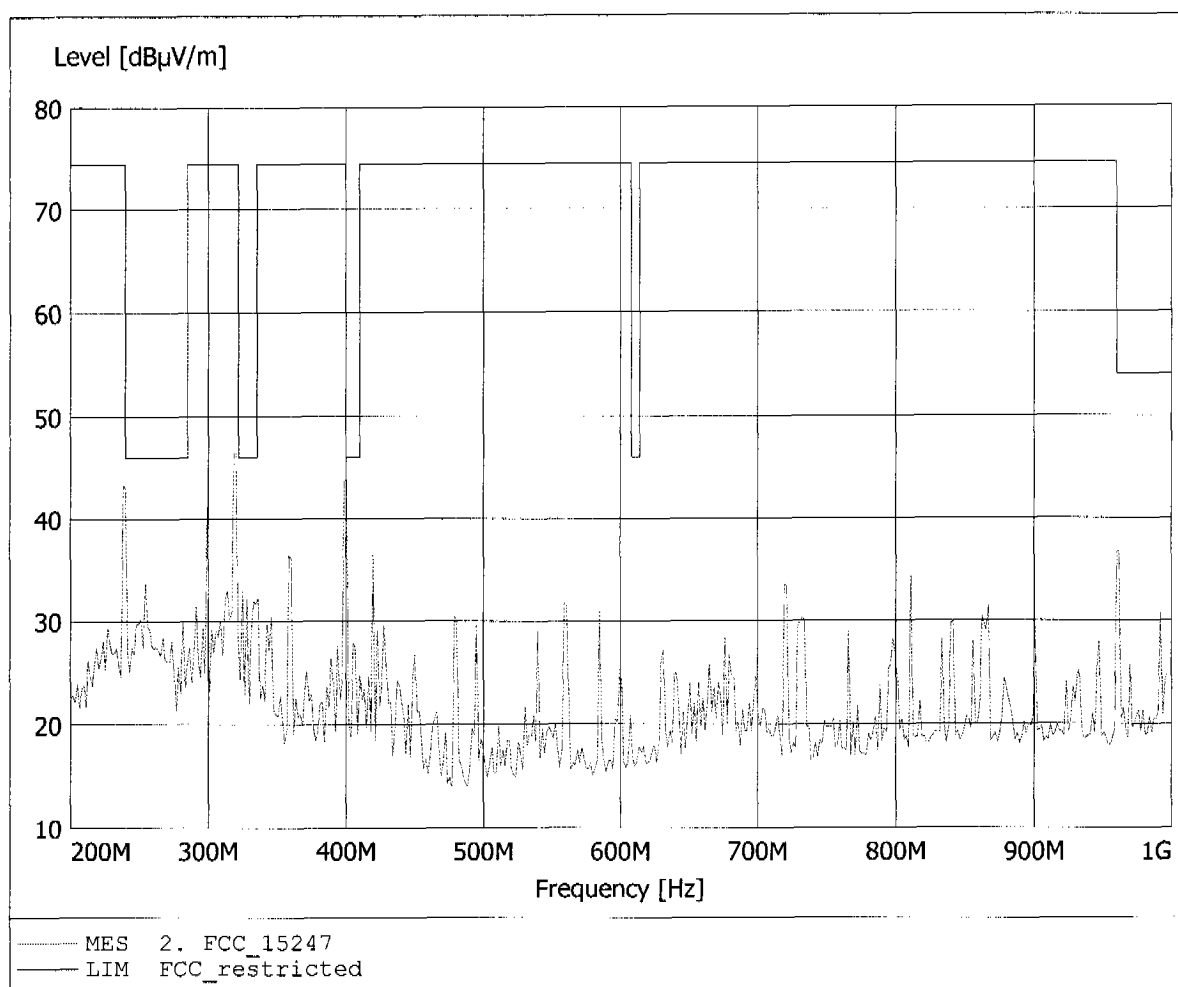
**Spurious emissions Field Strength  
FCC RULES PART 15, SUBPART C**

EUT: SA5250/1 802.11a/b/g mPCI Reference Design / Ch.:11  
Model: SA5250/1 mPCI  
Approval Holder: Philips Semiconductors Dresden AG  
Operating Condition: Tnom: 23°C / Unom: 120 V AC (powered by mPCI-slot)  
Test Site / Operator: ETS / Mr. Hoppe  
Test Specification: according to §15.247  
Comment 1: Dist.: 3m, Ant.: HK 116  
Comment 2: Freq: 192.505MHz, Emax: 31.67dBµV/m, RBW: 100kHz



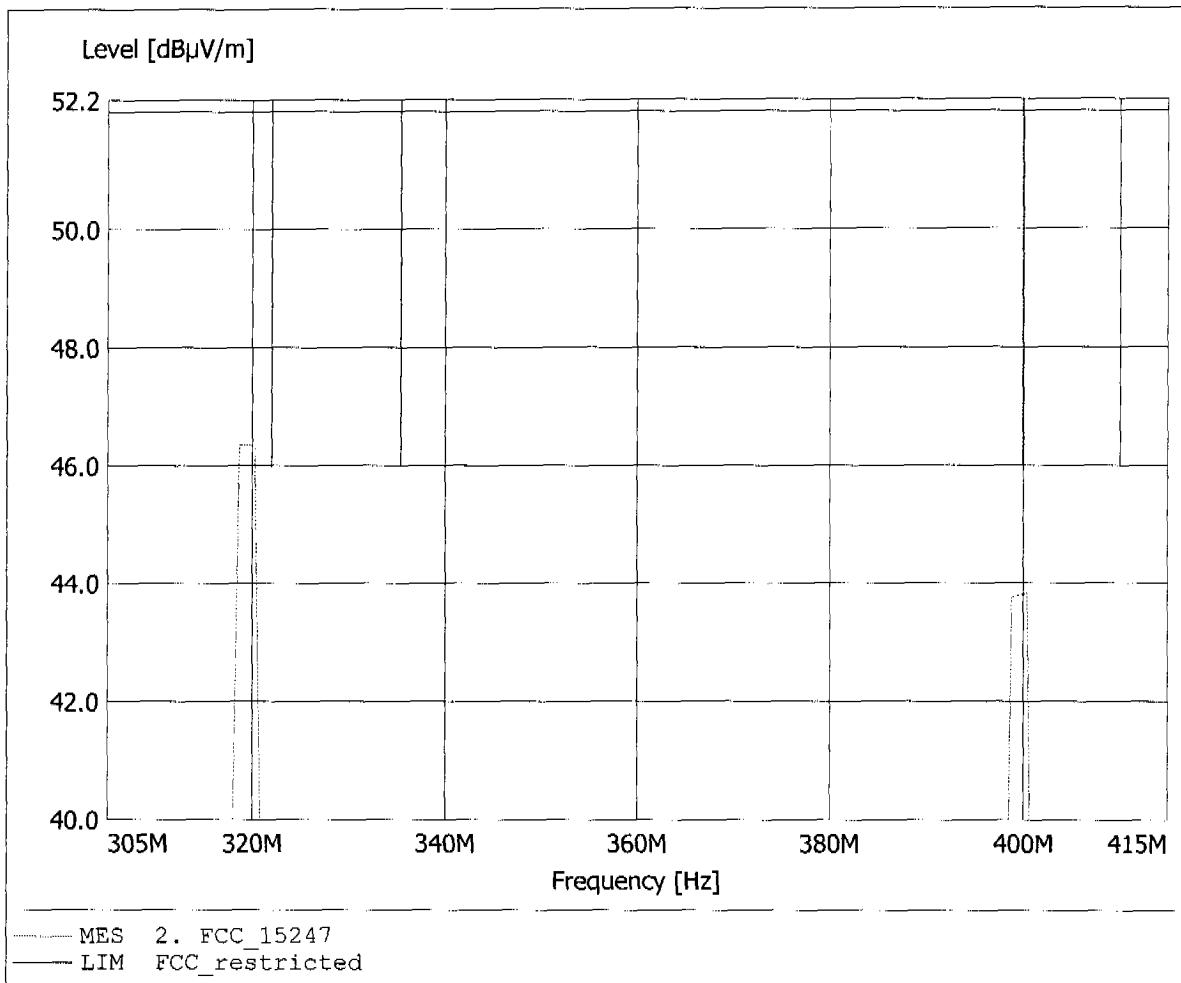
**Spurious emissions Field Strength  
FCC RULES PART 15, SUBPART C**

EUT: SA5250/1 802.11a/b/g mPCI Reference Design / Ch.:11  
Model: SA5250/1 mPCI  
Approval Holder: Philips Semiconductors Dresden AG  
Operating Condition: Tnom: 23°C / Unom: 120 V AC (powered by mPCI-slot)  
Test Site / Operator: ETS / Mr. Hoppe  
Test Specification: according to §15.247  
Comment 1: Dist.: 3m, Ant.: HL 223, amplif.  
Comment 2: Freq: 318.637MHz, Emax: 46.36dBµV/m, RBW: 100kHz



**Spurious emissions Field Strength  
FCC RULES PART 15, SUBPART C**

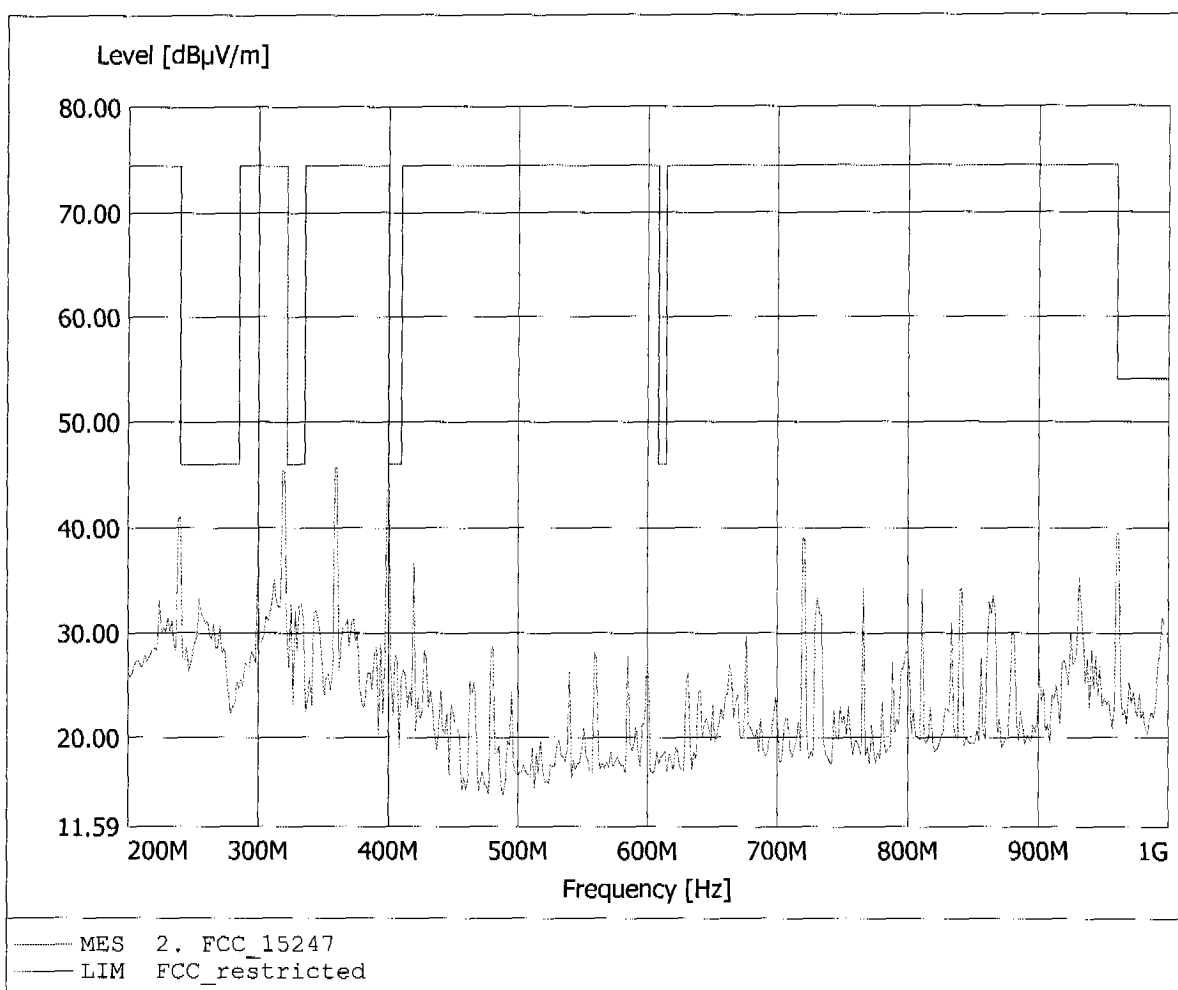
EUT: SA5250/1 802.11a/b/g mPCI Reference Design / Ch.:11  
Model: SA5250/1 mPCI  
Approval Holder: Philips Semiconductors Dresden AG  
Operating Condition: Tnom: 23°C / Unom: 120 V AC (powered by mPCI-slot)  
Test Site / Operator: ETS / Mr. Hoppe  
Test Specification: according to §15.247  
Comment 1: Dist.: 3m, Ant.: HL 223, amplif.  
Comment 2: Freq: 318.637MHz, Emax: 46.36dBµV/m, RBW: 100kHz





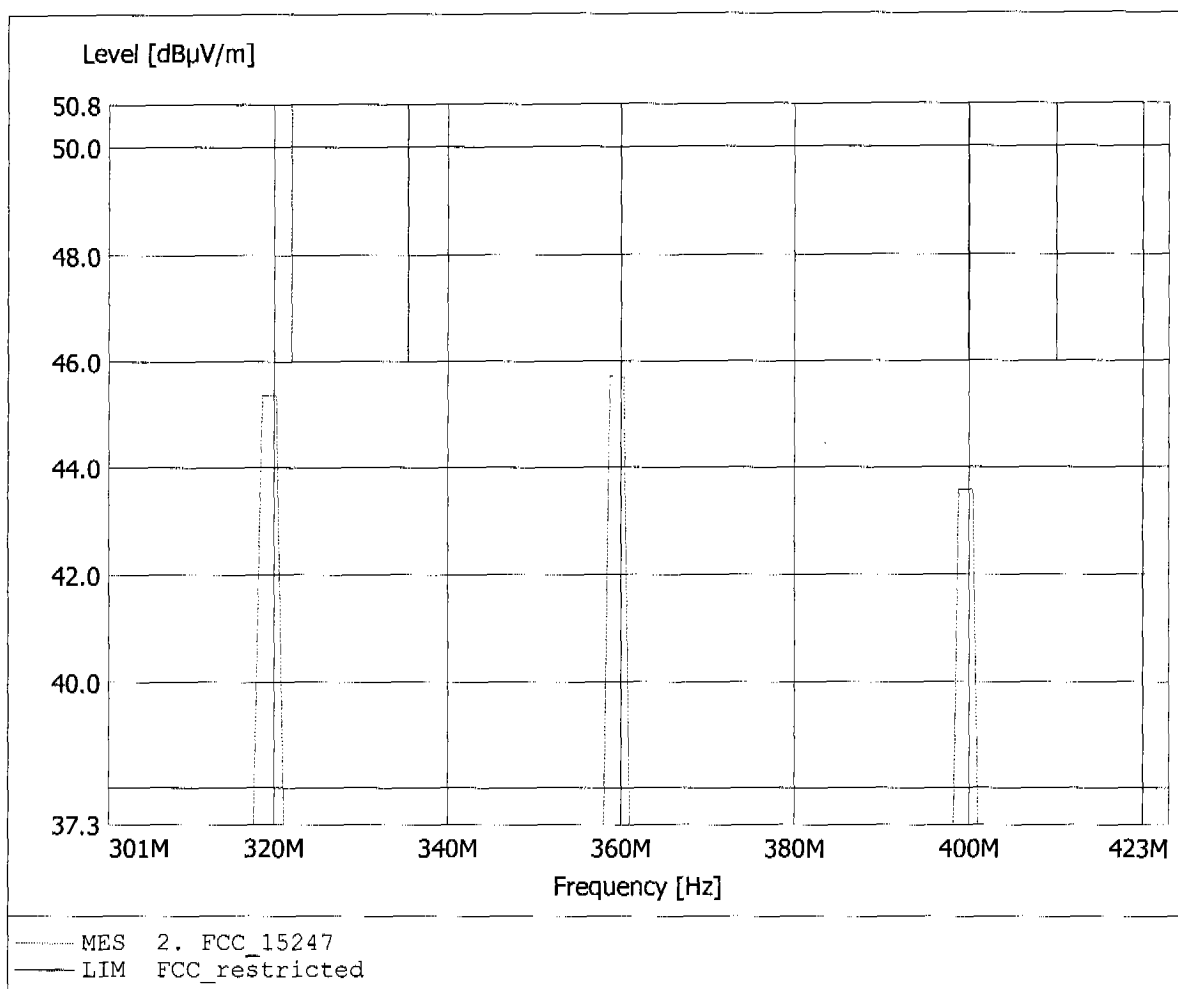
**Spurious emissions Field Strength  
FCC RULES PART 15, SUBPART C**

EUT: SA5250/1 802.11a/b/g mPCI Reference Design / Ch.:11  
Model: SA5250/1 mPCI  
Approval Holder: Philips Semiconductors Dresden AG  
Operating Condition: Tnom: 23°C / Unom: 120 V AC (powered by mPCI-slot)  
Test Site / Operator: ETS / Mr. Hoppe  
Test Specification: according to §15.247  
Comment 1: Dist.: 3m, Ant.: HL 223, amplif.  
Comment 2: Freq: 358.717MHz, Emax: 45.72dBµV/m, RBW: 100kHz



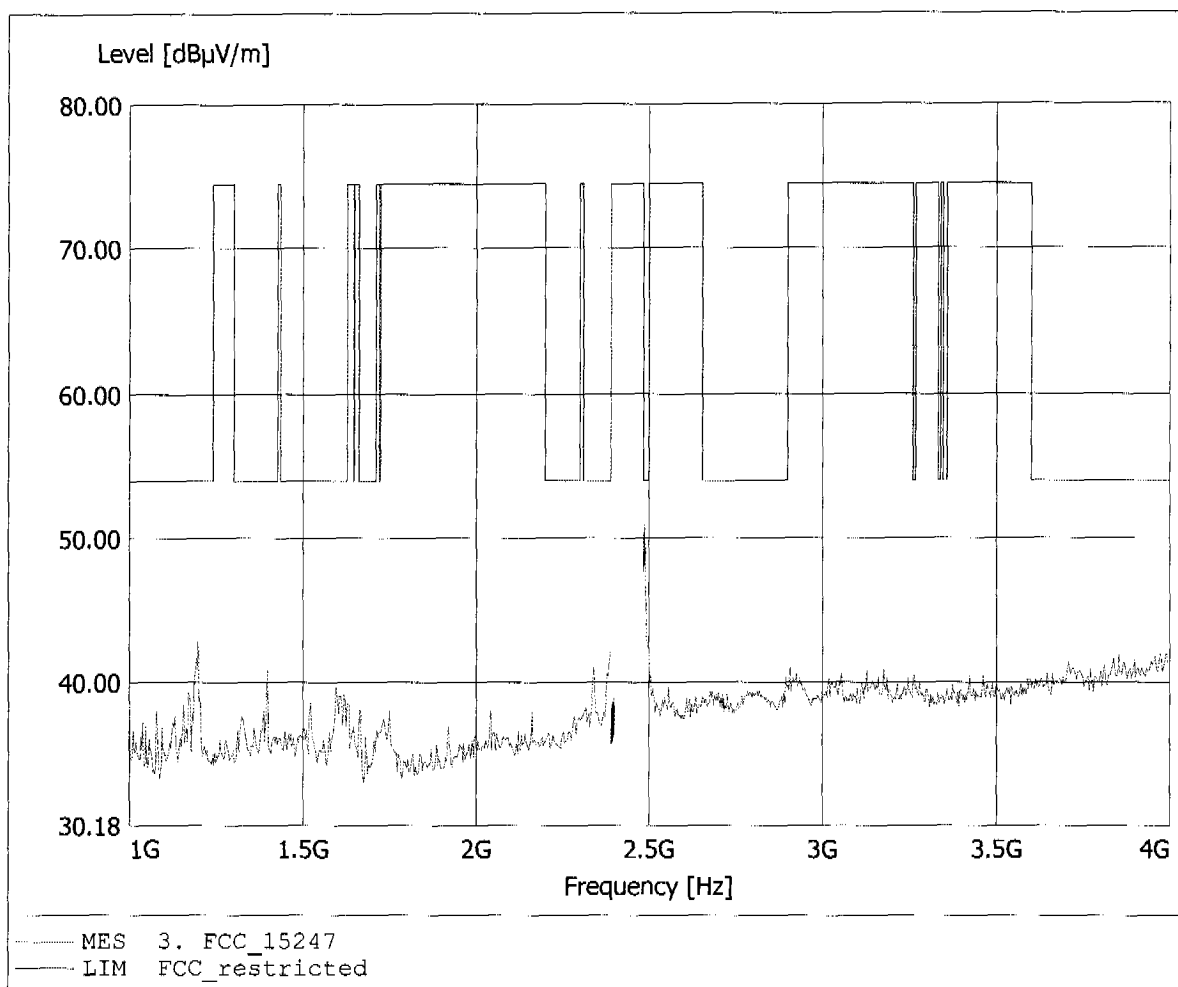
**Spurious emissions Field Strength  
FCC RULES PART 15, SUBPART C**

EUT: SA5250/1 802.11a/b/g mPCI Reference Design / Ch.:11  
Model: SA5250/1 mPCI  
Approval Holder: Philips Semiconductors Dresden AG  
Operating Condition: Tnom: 23°C / Unom: 120 V AC (powered by mPCI-slot)  
Test Site / Operator: ETS / Mr. Hoppe  
Test Specification: according to §15.247  
Comment 1: Dist.: 3m, Ant.: HL 223, amplif.  
Comment 2: Freq: 358.717MHz, Emax: 45.72dBµV/m, RBW: 100kHz



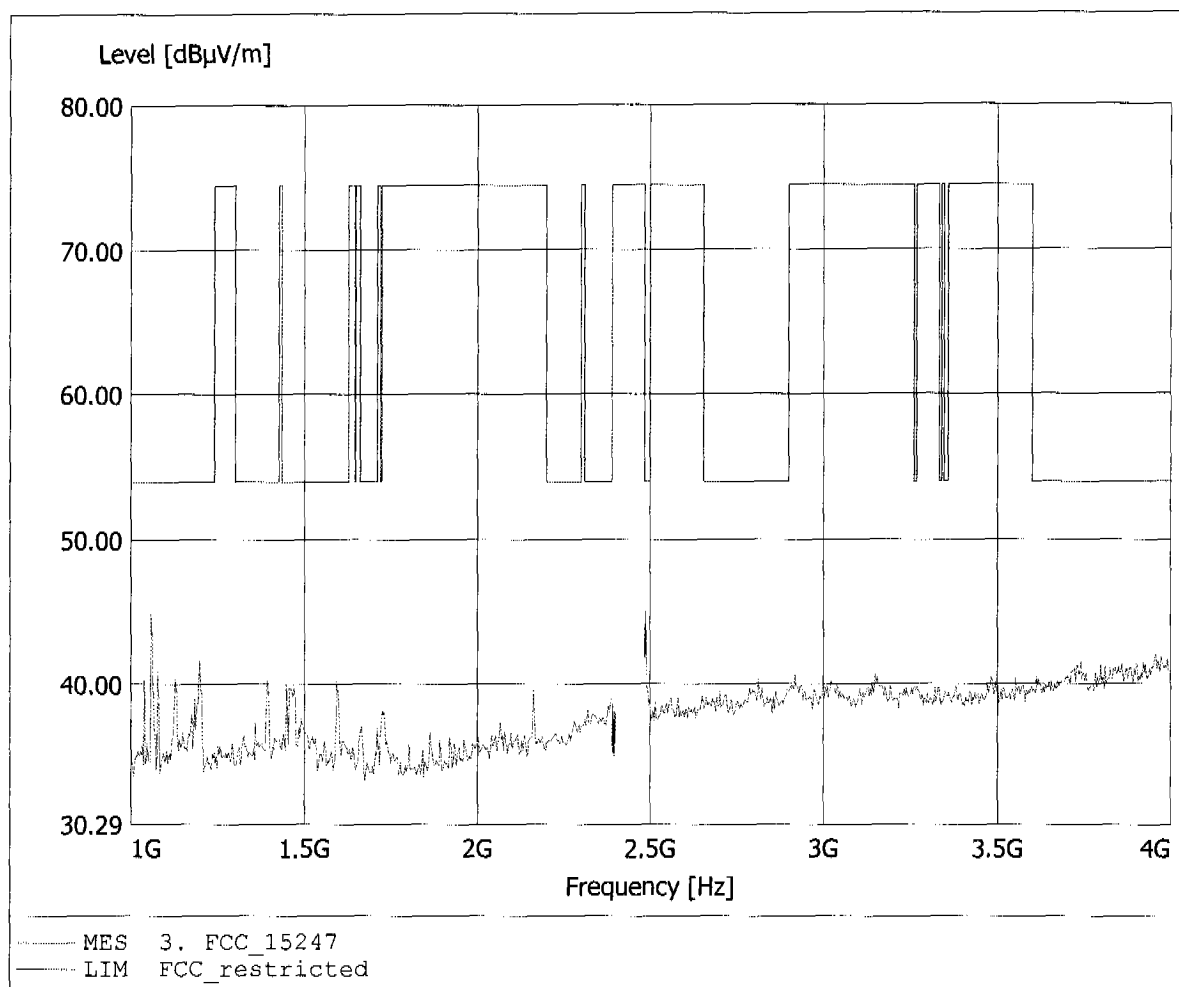
**Spurious emissions Field Strength  
FCC RULES PART 15, SUBPART C**

EUT: SA5250/1 802.11a/b/g mPCI Reference Design / Ch.:11  
Model: SA5250/1 mPCI  
Approval Holder: Philips Semiconductors Dresden AG  
Operating Condition: Tnom: 23°C / Unom: 120 V AC (powered by mPCI-slot)  
Test Site / Operator: ETS / Mr. Hoppe  
Test Specification: according to §15.247, peak detector  
Comment 1: Dist.: 3m, Ant.: BBHA9120D, amplif.  
Comment 2: Freq: 2.488GHz, Emax: 51.00dBµV/m, RBW: 1MHz



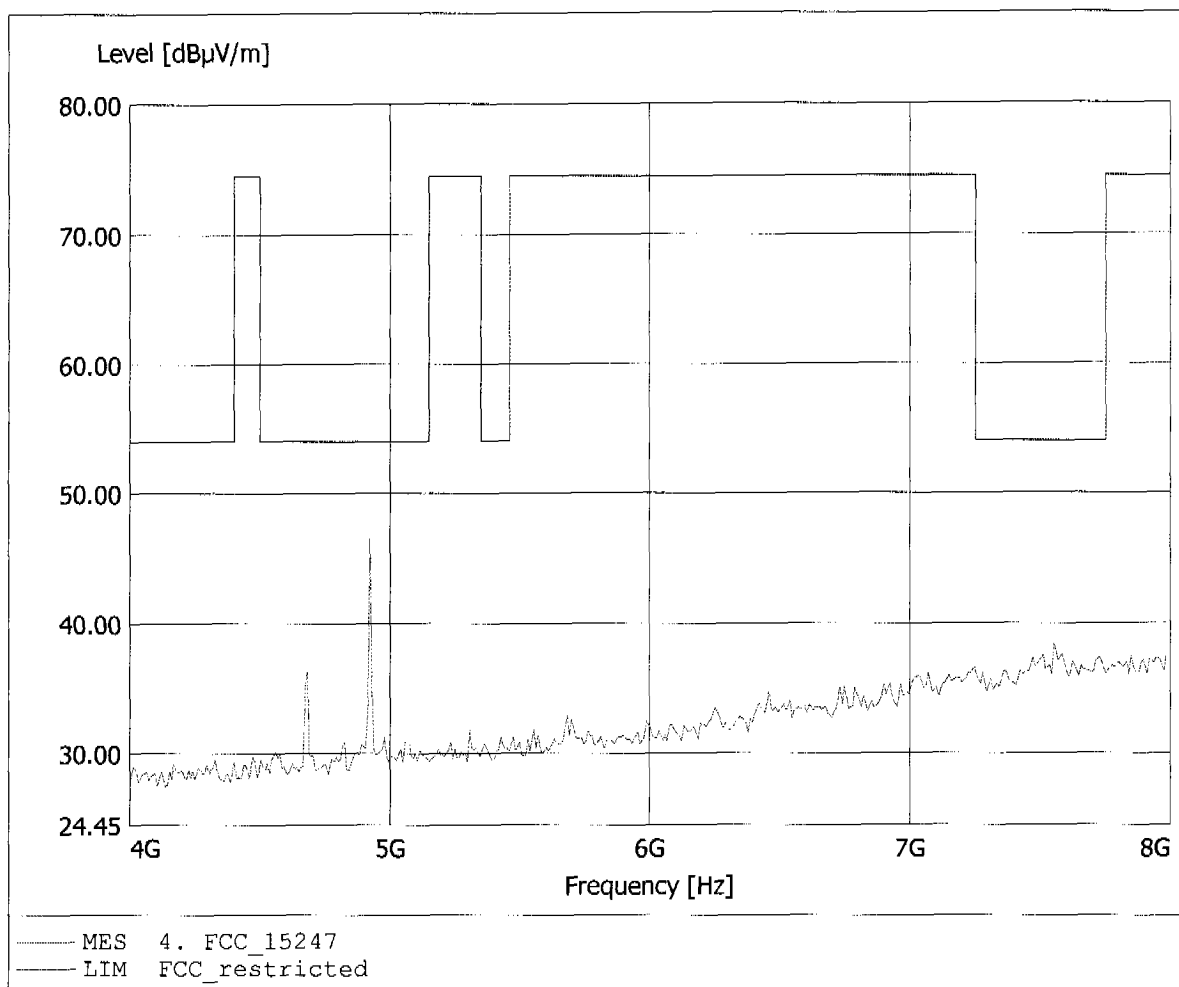
**Spurious emissions Field Strength  
FCC RULES PART 15, SUBPART C**

EUT: SA5250/1 802.11a/b/g mPCI Reference Design / Ch.:11  
Model: SA5250/1 mPCI  
Approval Holder: Philips Semiconductors Dresden AG  
Operating Condition: Tnom: 23°C / Unom: 120 V AC (powered by mPCI-slot)  
Test Site / Operator: ETS / Mr. Hoppe  
Test Specification: according to §15.247, peak detector  
Comment 1: Dist.: 3m, Ant.: BBHA9120D, amplif.  
Comment 2: Freq: 2.488GHz, Emax: 45.01dBµV/m, RBW: 1MHz



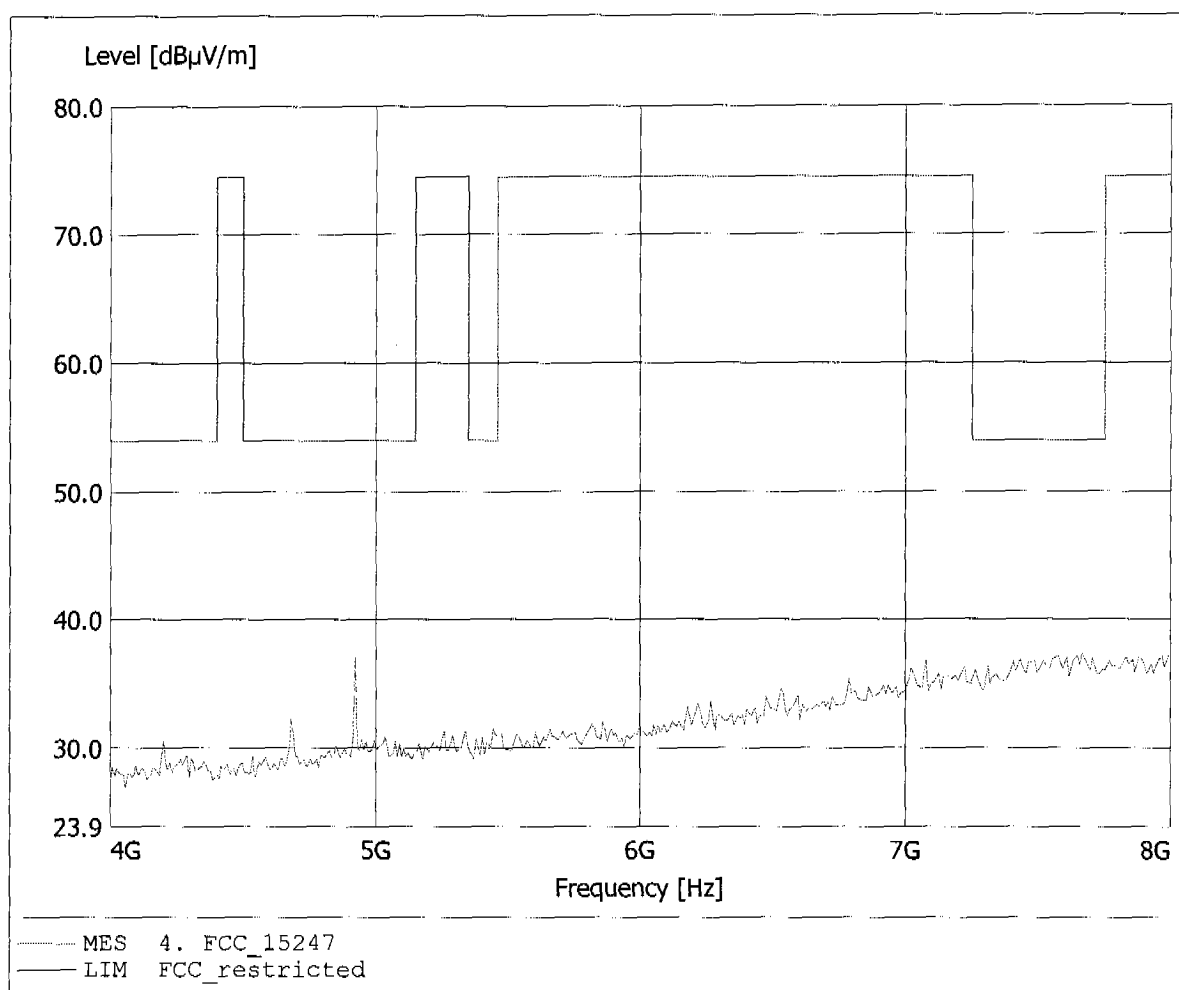
**Spurious emissions Field Strength  
FCC RULES PART 15, SUBPART C**

EUT: SA5250/1 802.11a/b/g mPCI Reference Design / Ch.:11  
Model: SA5250/1 mPCI  
Approval Holder: Philips Semiconductors Dresden AG  
Operating Condition: Tnom: 23°C / Unom: 120 V AC (powered by mPCI-slot)  
Test Site / Operator: ETS / Mr. Hoppe  
Test Specification: according to §15.247, peak detector  
Comment 1: Dist.: 3m, Ant.: BBHA9120D, ampl.+HP.  
Comment 2: Freq: 4.922GHz, Emax: 46.56dBuV/m, RBW: 1MHz



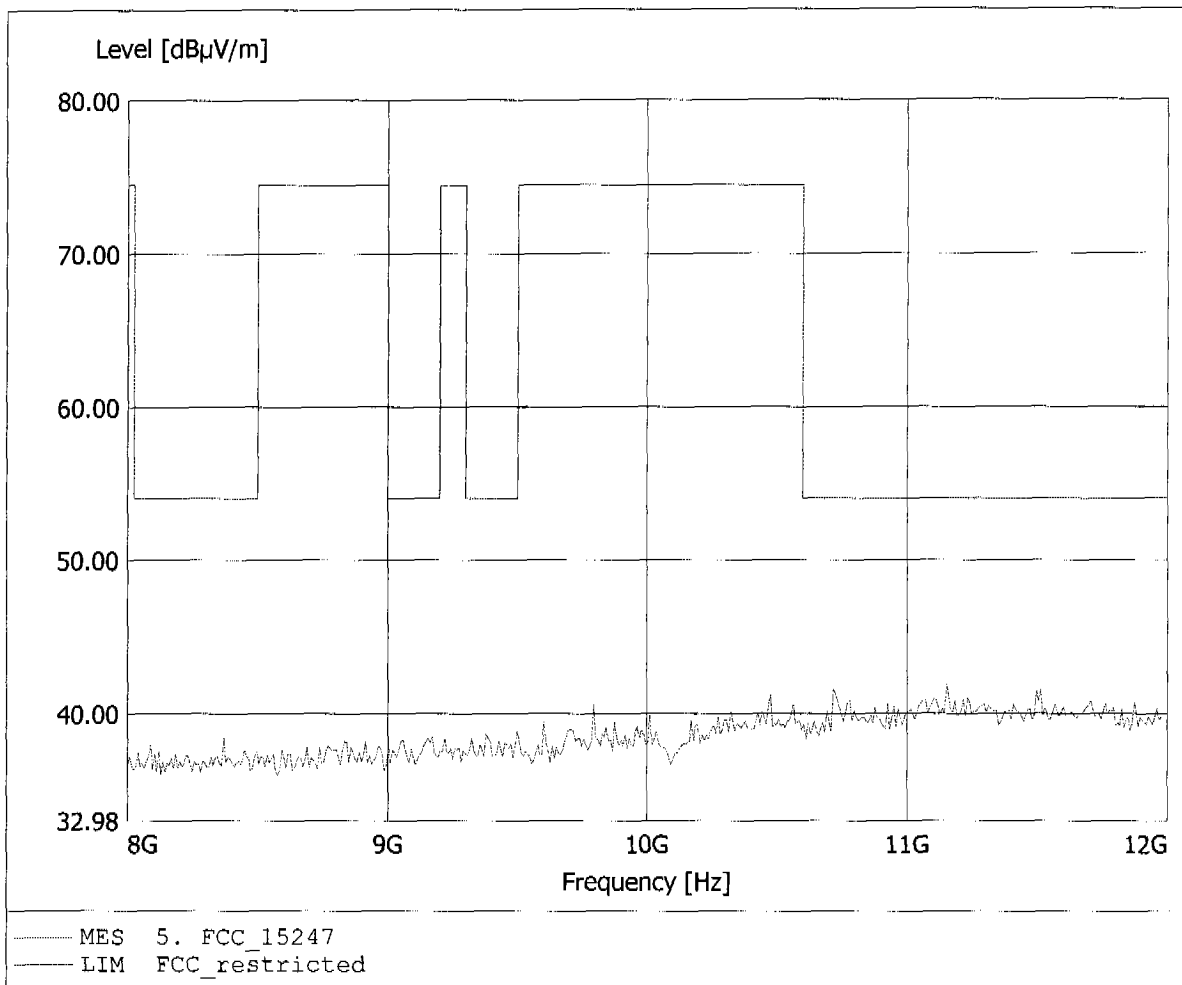
**Spurious emissions Field Strength  
FCC RULES PART 15, SUBPART C**

EUT: SA5250/1 802.11a/b/g mPCI Reference Design / Ch.:11  
Model: SA5250/1 mPCI  
Approval Holder: Philips Semiconductors Dresden AG  
Operating Condition: Tnom: 23°C / Unom: 120 V AC (powered by mPCI-slot)  
Test Site / Operator: ETS / Mr. Hoppe  
Test Specification: according to §15.247, peak detector  
Comment 1: Dist.: 3m, Ant.: BBHA9120D, ampl.+HP.  
Comment 2: Freq: 7.663GHz, Emax: 37.35dBµV/m, RBW: 1MHz



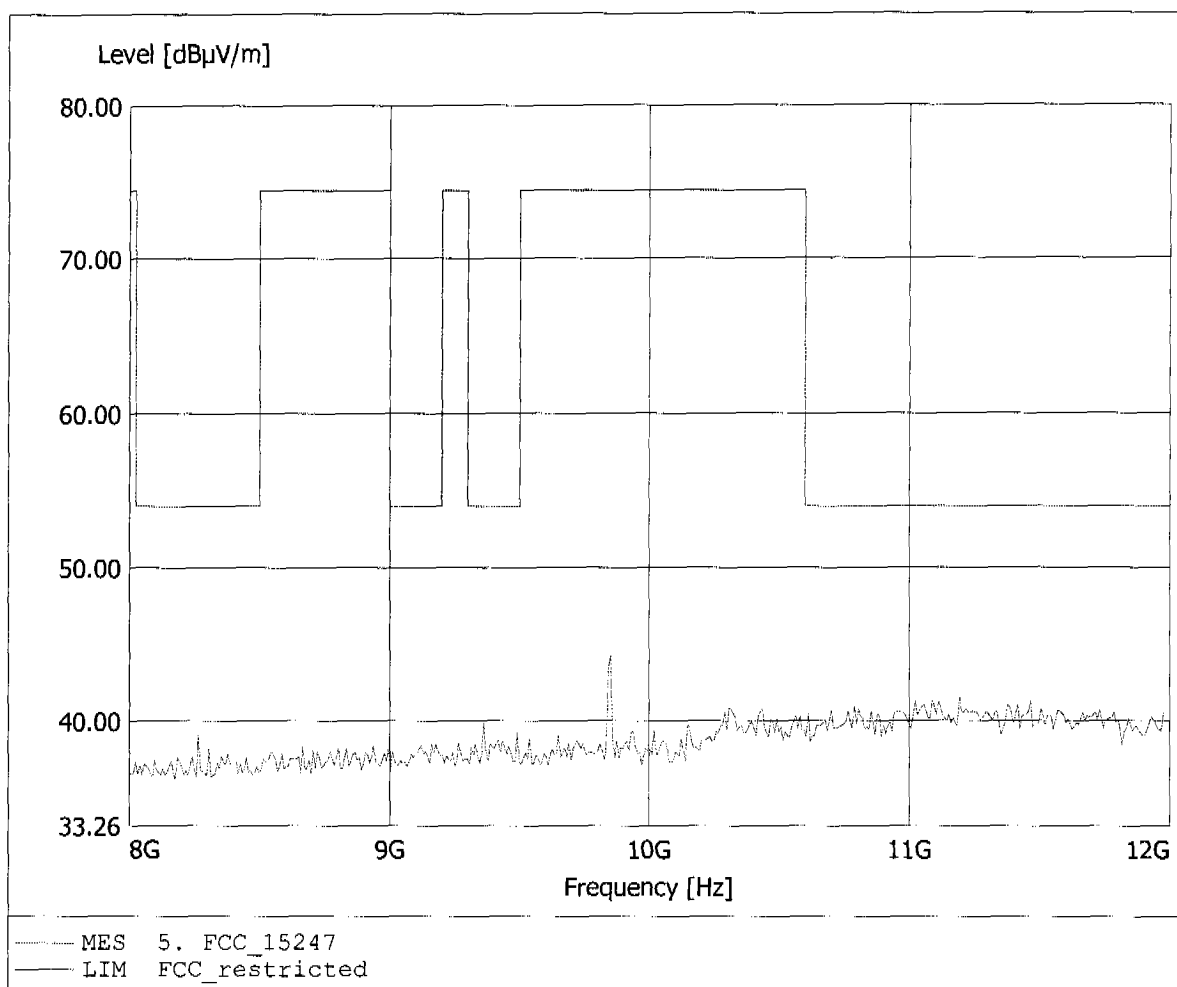
**Spurious emissions Field Strength  
FCC RULES PART 15, SUBPART C**

EUT: SA5250/1 802.11a/b/g mPCI Reference Design / Ch.:11  
Model: SA5250/1 mPCI  
Approval Holder: Philips Semiconductors Dresden AG  
Operating Condition: Tnom: 23°C / Unom: 120 V AC (powered by mPCI-slot)  
Test Site / Operator: ETS / Mr. Hoppe  
Test Specification: according to S15.247, peak detector  
Comment 1: Dist.: 3m, Ant.: BBHA9120D, ampl.+HP.  
Comment 2: Freq: 11.150GHz, Emax: 41.87dBµV/m, RBW: 1MHz



**Spurious emissions Field Strength  
FCC RULES PART 15, SUBPART C**

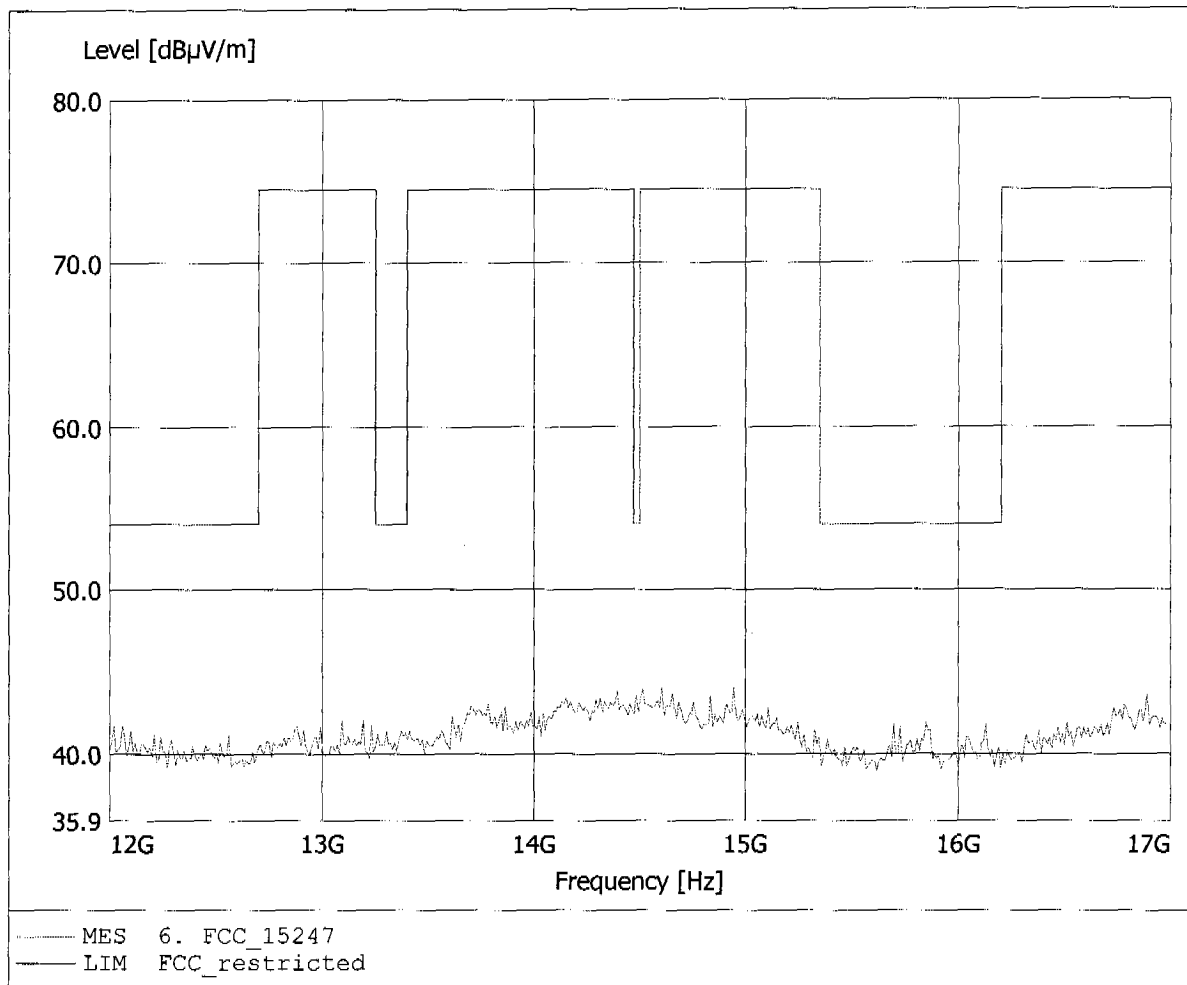
EUT: SA5250/1 802.11a/b/g mPCI Reference Design / Ch.:11  
Model: SA5250/1 mPCI  
Approval Holder: Philips Semiconductors Dresden AG  
Operating Condition: Tnom: 23°C / Unom: 120 V AC (powered by mPCI-slot)  
Test Site / Operator: ETS / Mr. Hoppe  
Test Specification: according to §15.247, peak detector  
Comment 1: Dist.: 3m, Ant.: BBHA9120D, ampl.+HP.  
Comment 2: Freq: 9.852GHz, Emax: 44.20dBµV/m, RBW: 1MHz





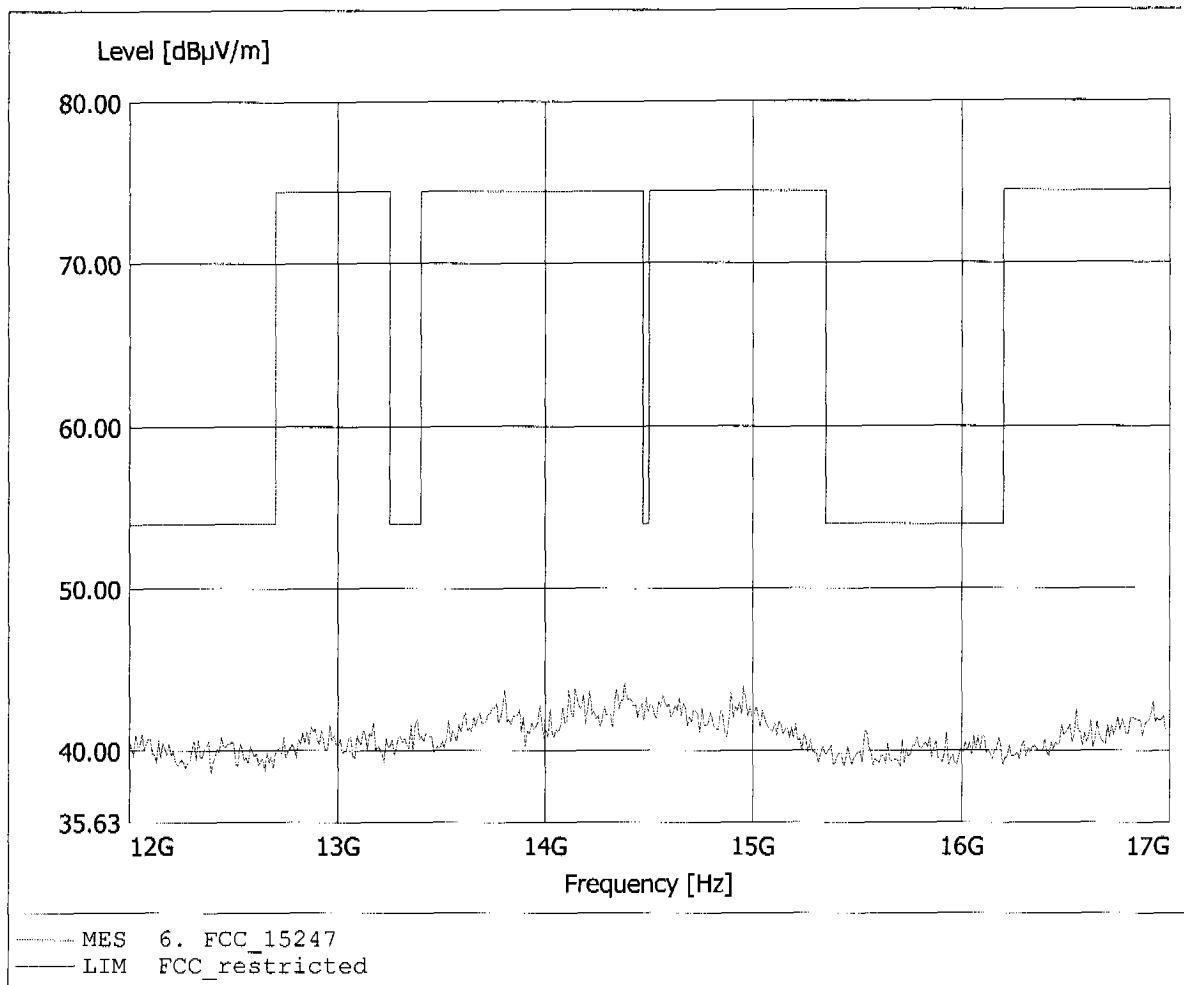
**Spurious emissions Field Strength  
FCC RULES PART 15, SUBPART C**

EUT: SA5250/1 802.11a/b/g mPCI Reference Design / Ch.:11  
Model: SA5250/1 mPCI  
Approval Holder: Philips Semiconductors Dresden AG  
Operating Condition: Tnom: 23°C / Unom: 120 V AC (powered by mPCI-slot)  
Test Site / Operator: ETS / Mr. Hoppe  
Test Specification: according to §15.247, peak detector  
Comment 1: Dist.: 3m, Ant.: BBHA9120D, ampl.+HP.  
Comment 2: Freq: 14.605GHz, Emax: 44.06dBµV/m, RBW: 1MHz



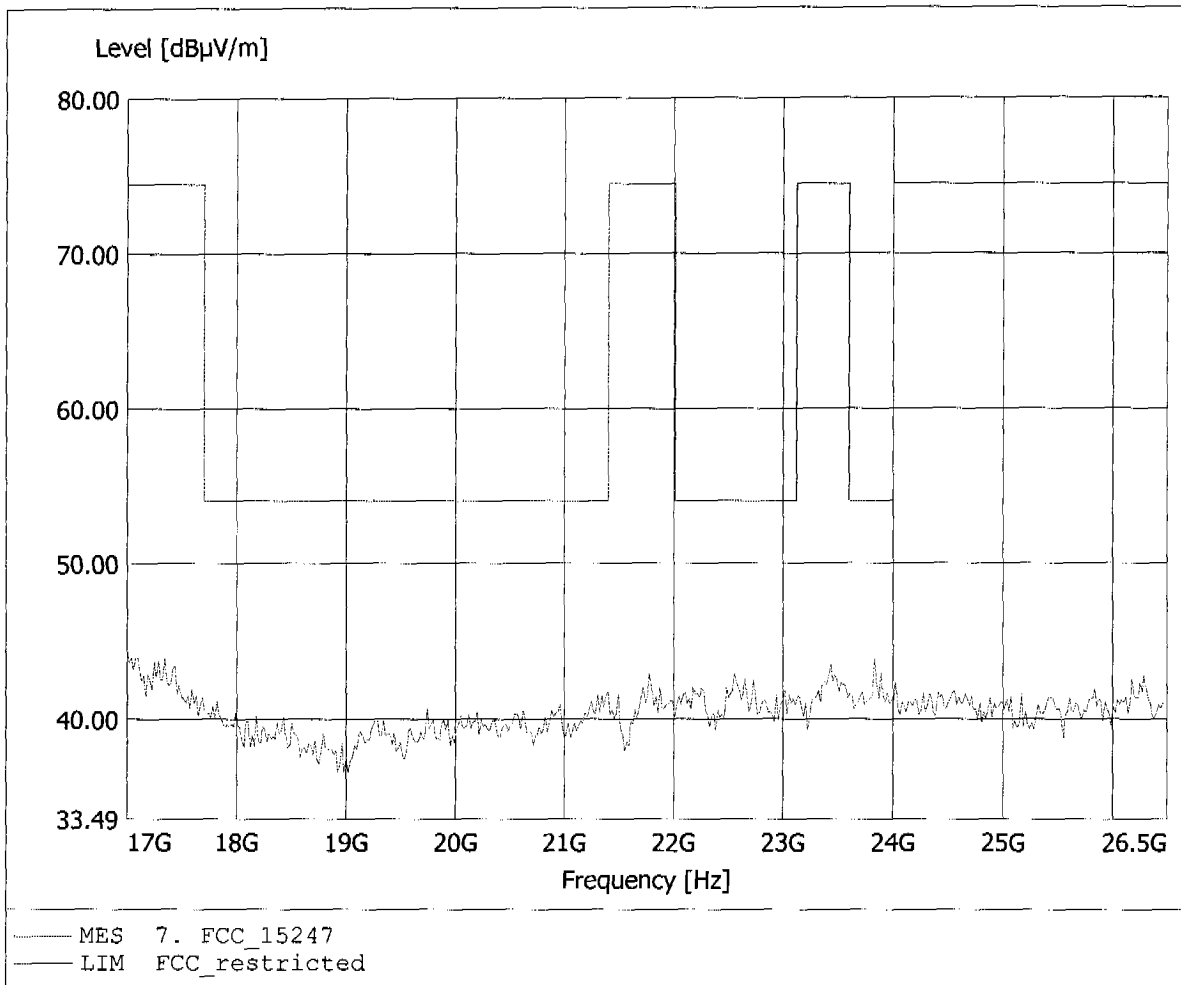
**Spurious emissions Field Strength  
FCC RULES PART 15, SUBPART C**

EUT: SA5250/1 802.11a/b/g mPCI Reference Design / Ch.:11  
Model: SA5250/1 mPCI  
Approval Holder: Philips Semiconductors Dresden AG  
Operating Condition: Tnom: 23°C / Unom: 120 V AC (powered by mPCI-slot)  
Test Site / Operator: ETS / Mr. Hoppe  
Test Specification: according to §15.247, peak detector  
Comment 1: Dist.: 3m, Ant.: BBHA9120D, ampl.+HP.  
Comment 2: Freq: 14.385GHz, Emax: 44.16dBuV/m, RBW: 1MHz



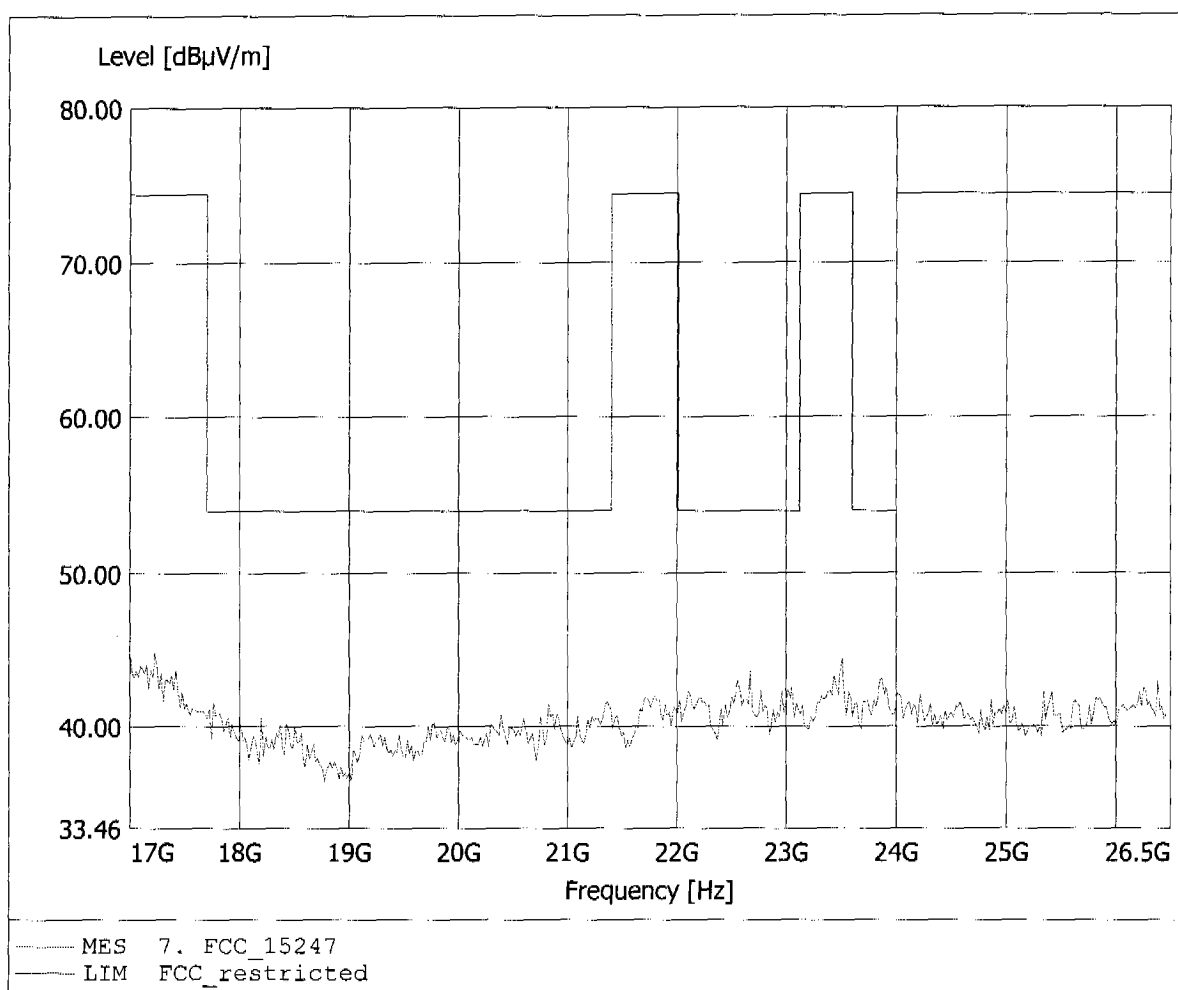
**Spurious emissions Field Strength  
FCC RULES PART 15, SUBPART C**

EUT: SA5250/1 802.11a/b/g mPCI Reference Design / Ch.:11  
Model: SA5250/1 mPCI  
Approval Holder: Philips Semiconductors Dresden AG  
Operating Condition: Tnom: 23°C / Unom: 120 V AC (powered by mPCI-slot)  
Test Site / Operator: ETS / Mr. Hoppe  
Test Specification: according to S15.247, peak detector  
Comment 1: Dist.: 3m, Ant.: HL025, amplif.  
Comment 2: Freq: 17.000GHz, Emax: 44.38dBuV/m, RBW: 1MHz



**Spurious emissions Field Strength  
FCC RULES PART 15, SUBPART C**

EUT: SA5250/1 802.11a/b/g mPCI Reference Design / Ch.:11  
Model: SA5250/1 mPCI  
Approval Holder: Philips Semiconductors Dresden AG  
Operating Condition: Tnom: 23°C / Unom: 120 V AC (powered by mPCI-slot)  
Test Site / Operator: ETS / Mr. Hoppe  
Test Specification: according to S15.247, peak detector  
Comment 1: Dist.: 3m, Ant.: HL025, amplif.  
Comment 2: Freq: 17.000GHz, Emax: 44.84dBμV/m, RBW: 1MHz





## Appendix D

Spurious Emissions conducted - Transmitter operating

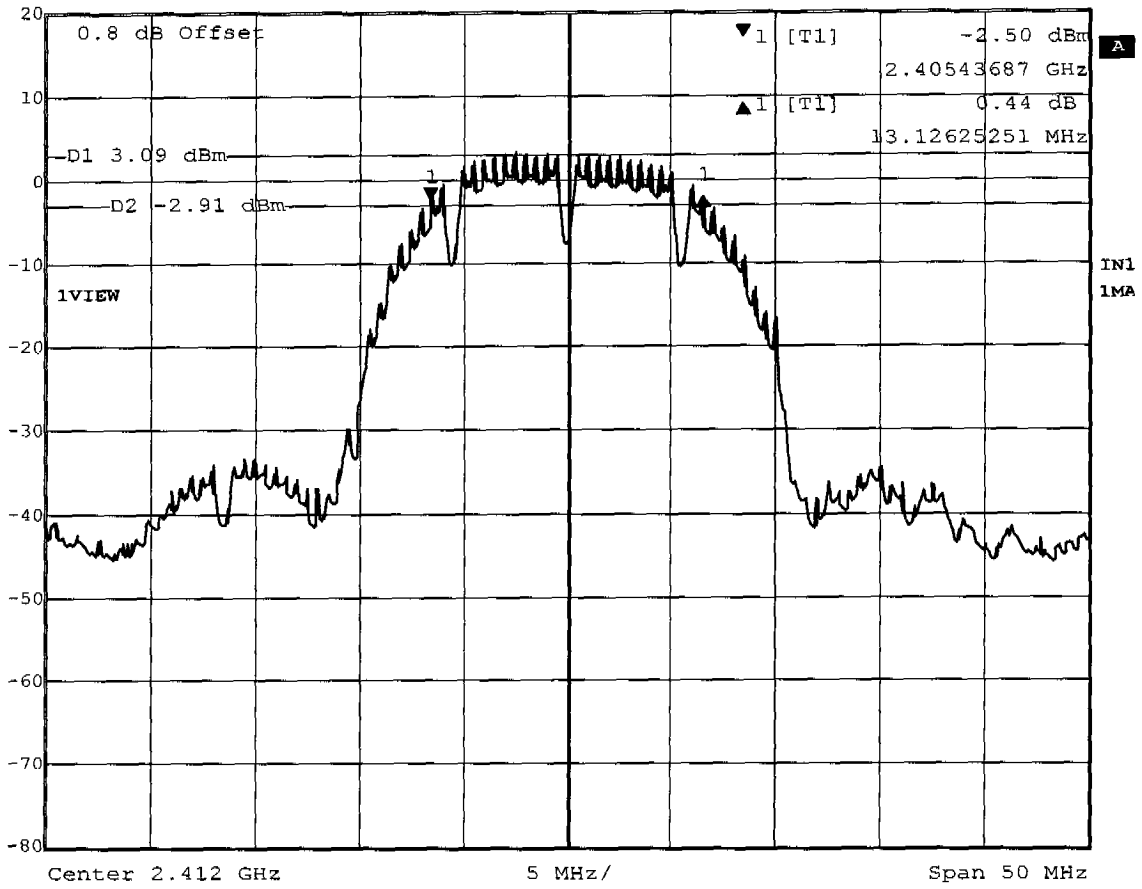


## Appendix E

Maximum 6 dB Bandwidth



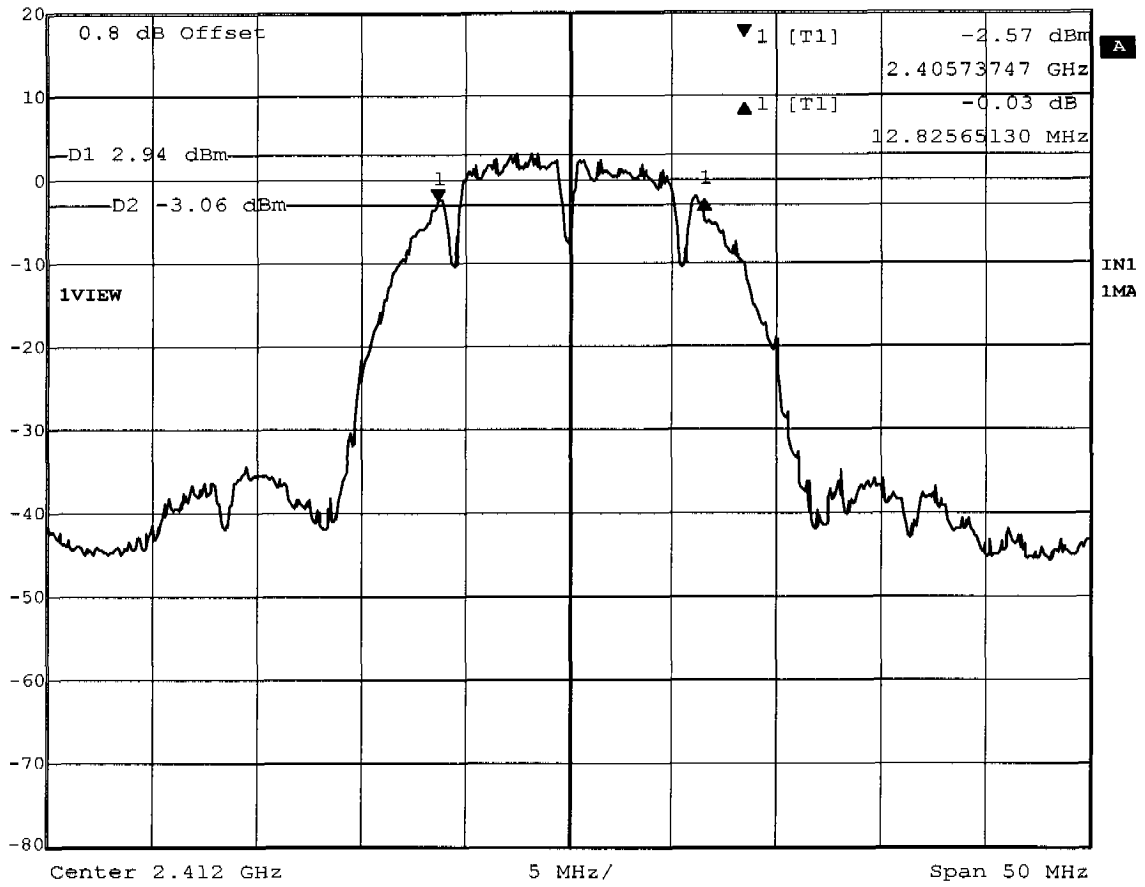
Delta 1 [T1] REW 100 kHz RF Att 40 dB  
Ref Lvl 0.44 dB VBW 1 MHz  
20 dBm 13.12625251 MHz SWT 12.5 ms Unit dBm



Title: Minimum 6dB Bandwidth 1Mb/s  
Comment A: SA5250/1 802.11a/b/g Mini PCI  
Date: 4.DEC.2003 08:16:23



Delta 1 [T1] RBW 100 kHz RF Att 40 dB  
Ref Lvl -0.03 dB VBW 1 MHz  
20 dBm 12.82565130 MHz SWT 12.5 ms Unit dBm

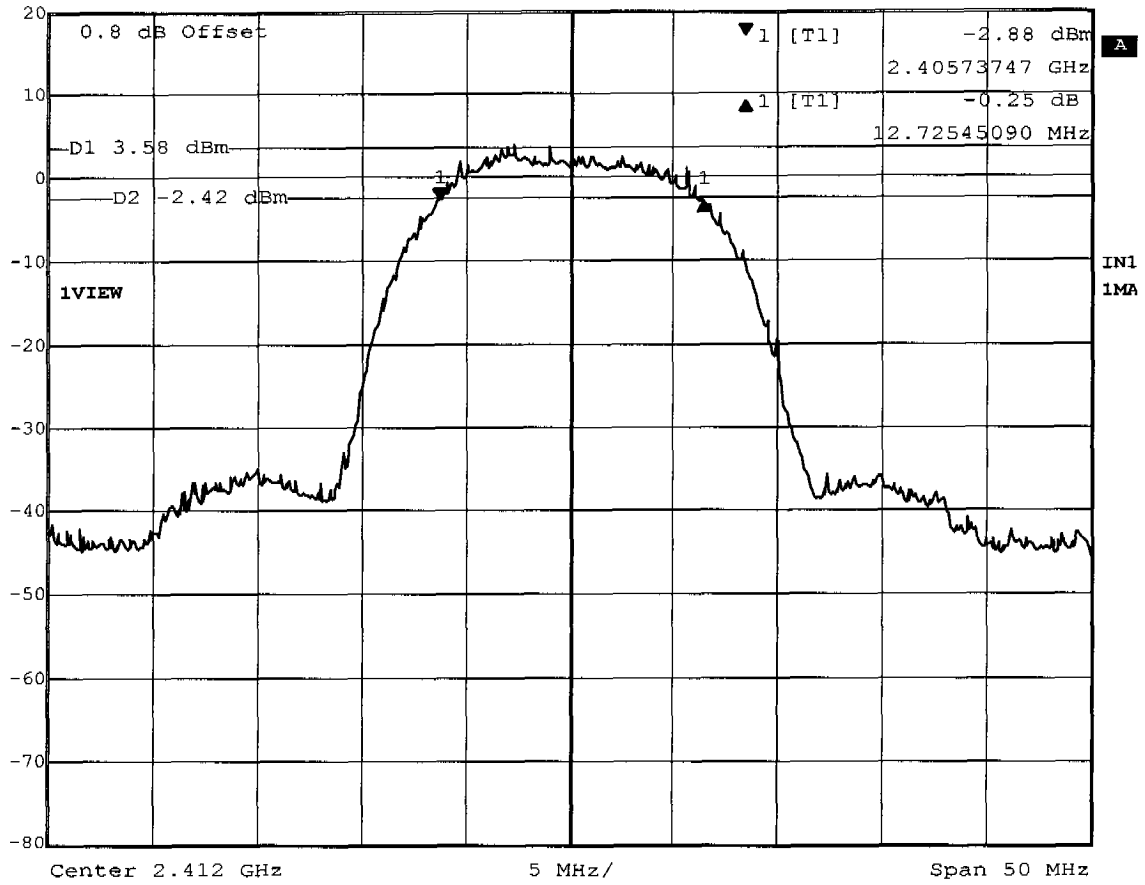


Title: Minimum 6dB Bandwidth 2Mb/s  
Comment A: SA5250/1 802.11a/b/g Mini PCI  
Date: 4.DEC.2003 08:59:33





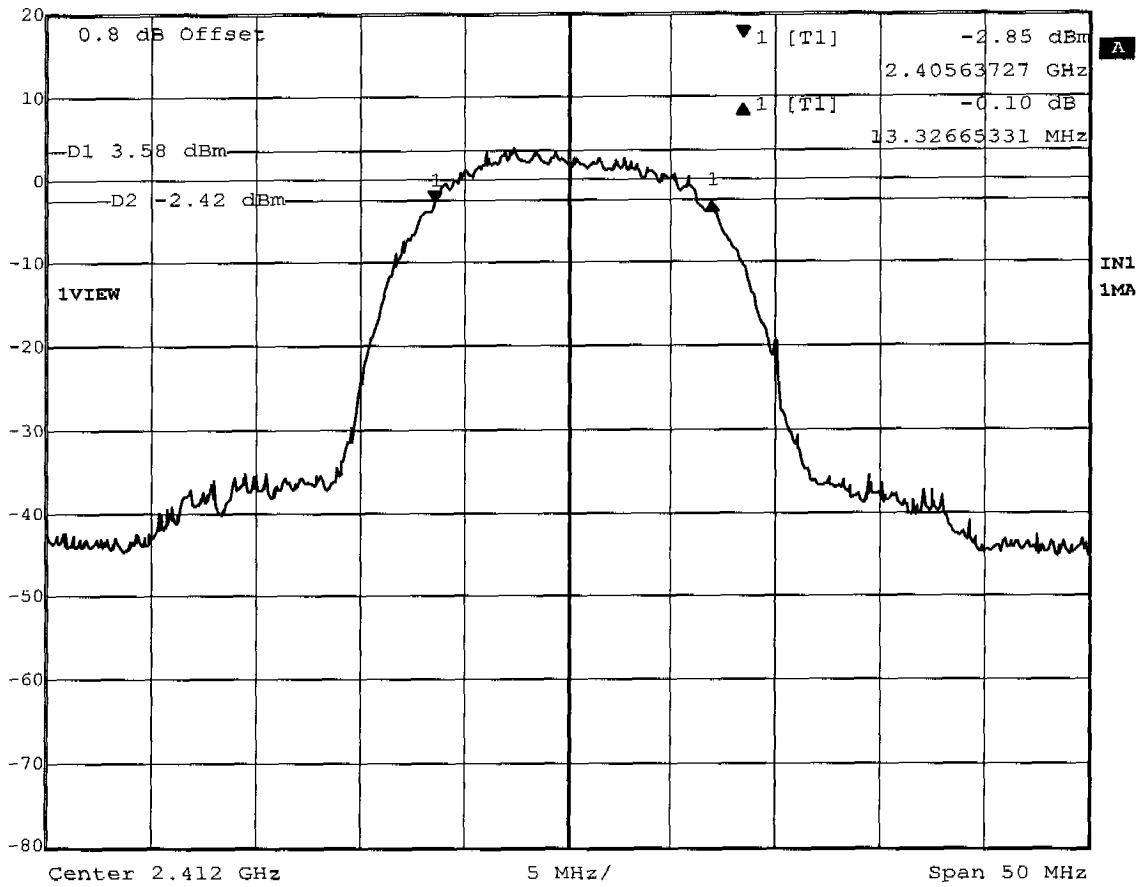
Delta 1 [T1]      RBW 100 kHz      RF Att 40 dB  
Ref Lvl -0.25 dB      VBW 1 MHz  
20 dBm      12.72545090 MHz      SWT 12.5 ms      Unit dBm



Title: Minimum 6dB Bandwidth 11Mb/s  
Comment A: SA5250/1 802.11a/b/g Mini PCI  
Date: 4.DEC.2003 09:23:12



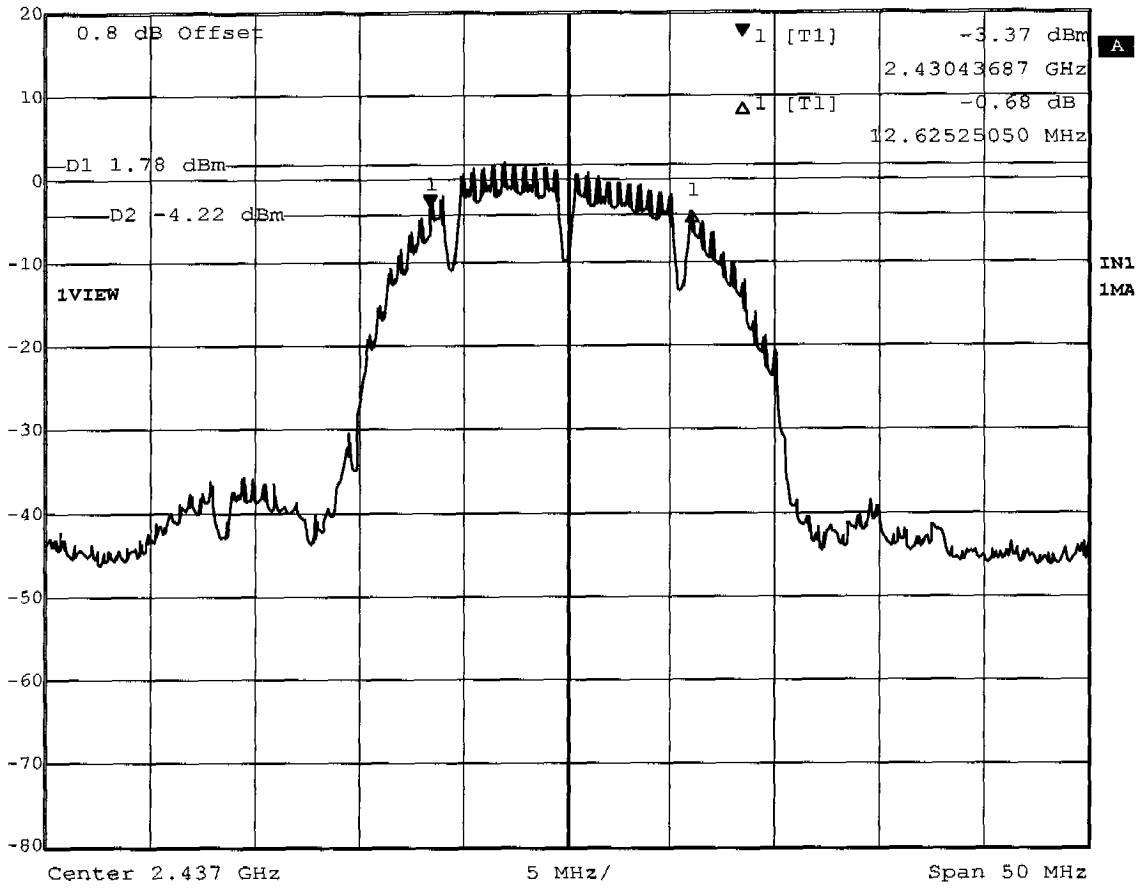
Delta 1 [T1] RBW 100 kHz RF Att 40 dB  
Ref Lvl -0.10 dB VBW 1 MHz  
20 dBm 13.32665331 MHz SWT 12.5 ms Unit dBm



Title: Minimum 6dB Bandwidth 5.5Mb/s  
Comment A: SA5250/1 802.11a/b/g Mini PCI  
Date: 4.DEC.2003 09:13:50



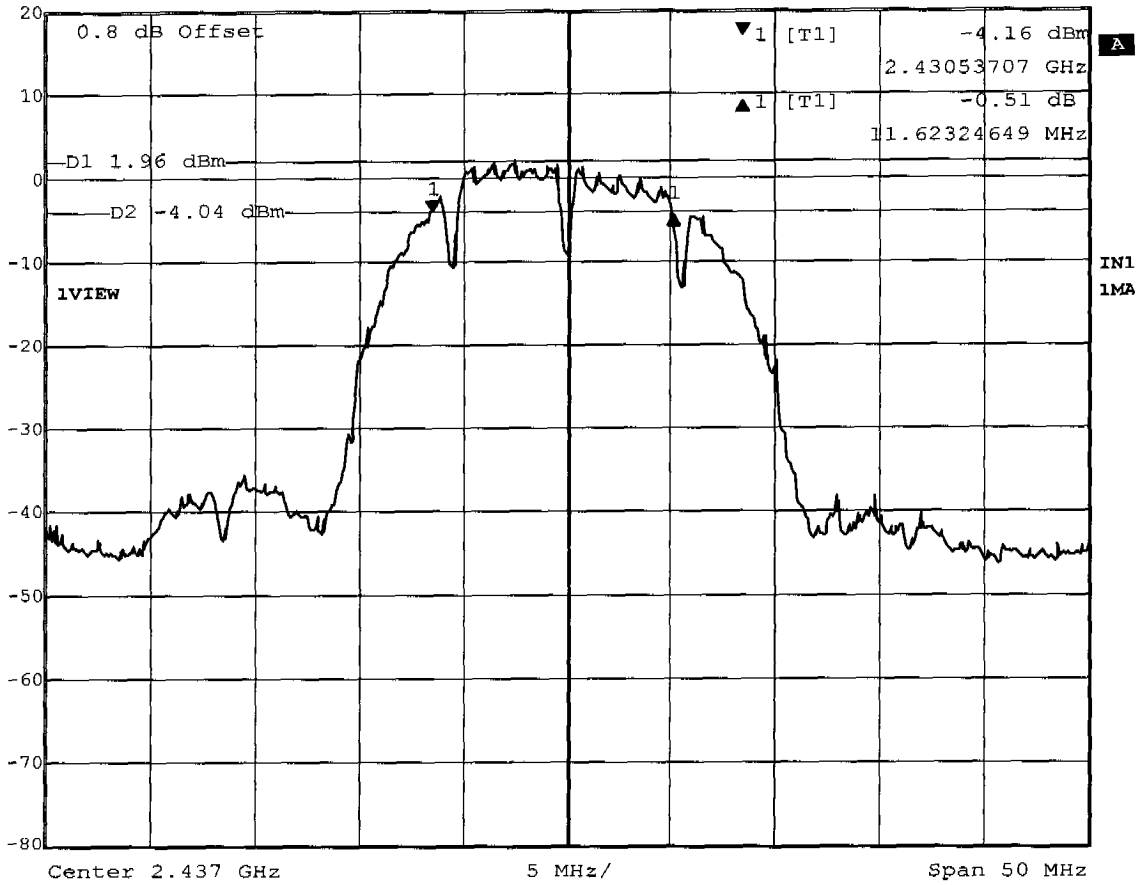
Marker 1 [T1] REW 100 kHz RF Att 40 dB  
Ref Lvl -3.37 dBm VBW 1 MHz  
20 dBm 2.43043687 GHz SWT 12.5 ms Unit dBm



Title: Minimum 6dB Bandwidth 1Mb/s  
Comment A: SA5250/1 802.11a/b/g Mini PCI  
Date: 4.DEC.2003 08:49:28



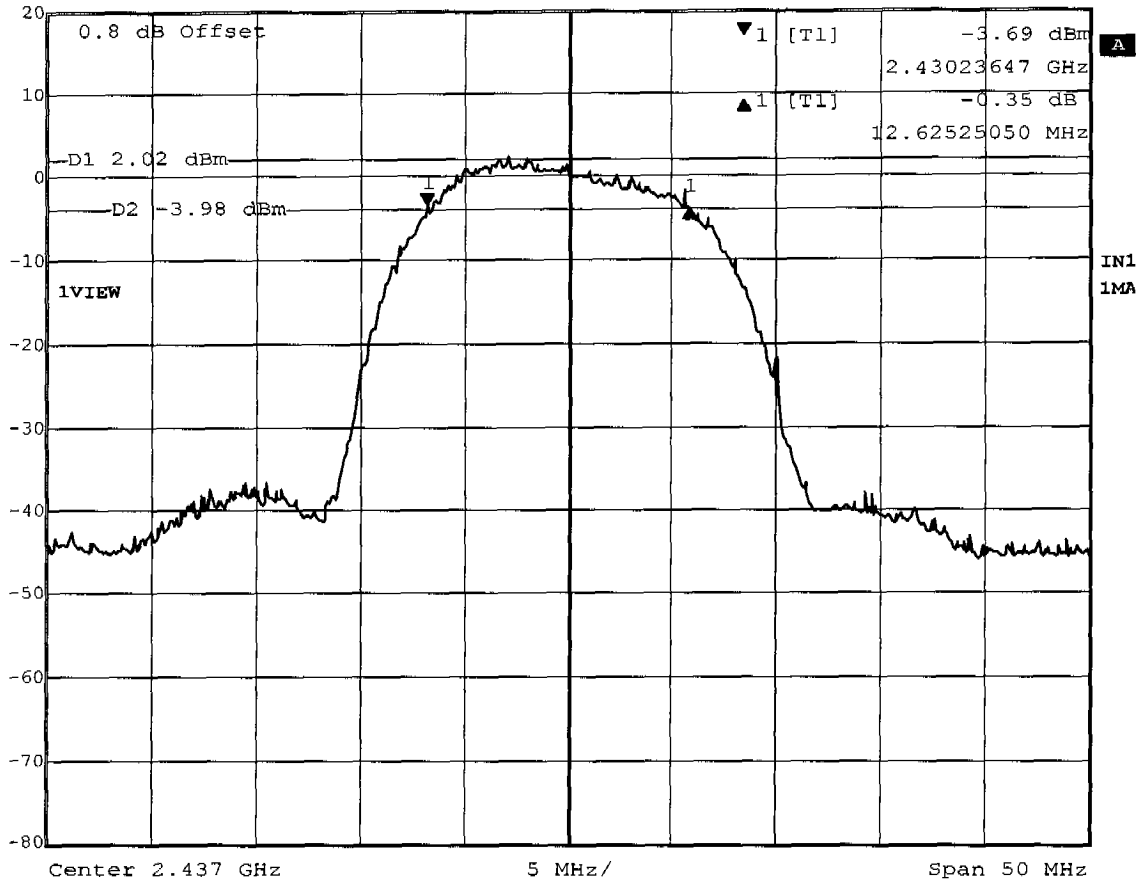
Delta 1 [T1] RBW 100 kHz RF Att 40 dB  
Ref Lvl -0.51 dB VBW 1 MHz  
20 dBm 11.62324649 MHz SWT 12.5 ms Unit dBm



Title: Minimum 6dB Bandwidth 2Mb/s  
Comment A: SA5250/1 802.11a/b/g Mini PCI  
Date: 4.DEC.2003 09:01:55



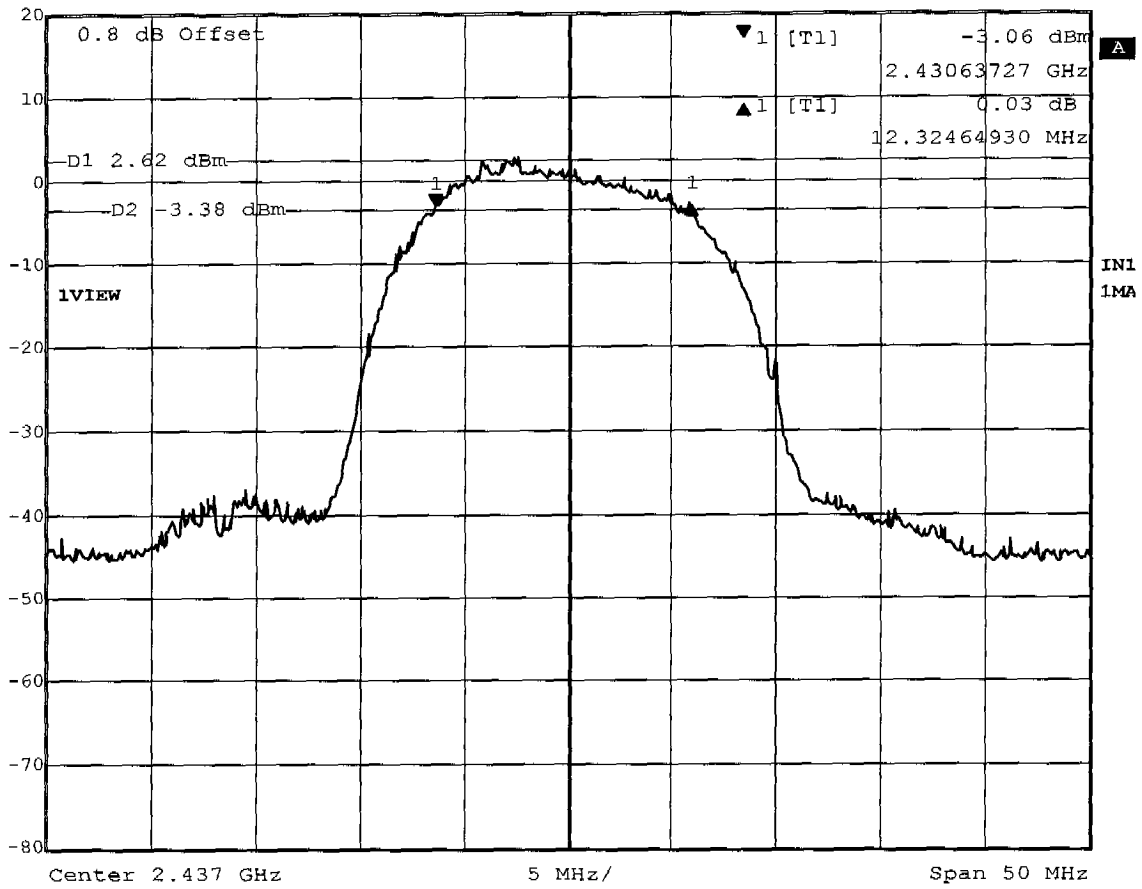
Delta 1 [T1] RBW 100 kHz RF Att 40 dB  
Ref Lvl -0.35 dB VBW 1 MHz  
20 dBm 12.62525050 MHz SWT 12.5 ms Unit dBm



Title: Minimum 6dB Bandwidth 11Mb/s  
Comment A: SA5250/1 802.11a/b/g Mini PCI  
Date: 4.DEC.2003 09:24:56



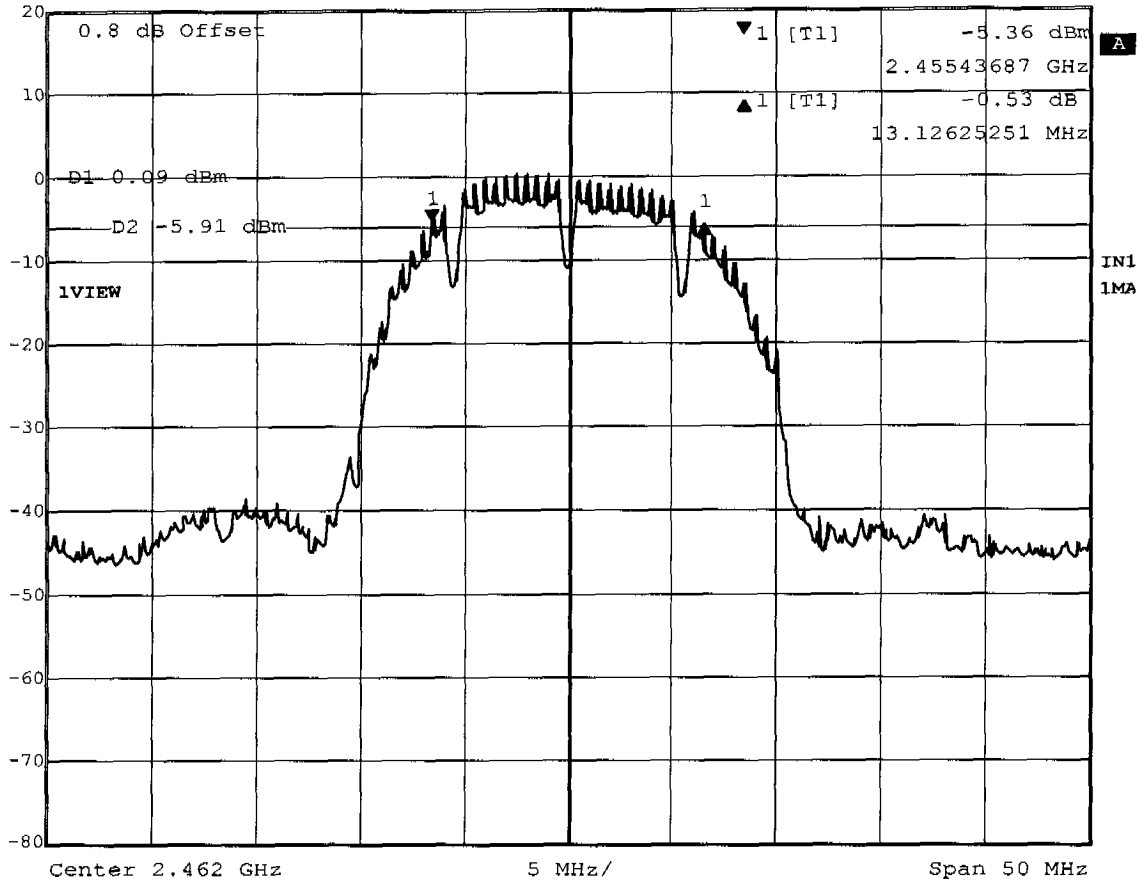
Delta 1 [T1] RBW 100 kHz RF Att 40 dB  
Ref Lvl 0.03 dB VBW 1 MHz  
20 dBm 12.32464930 MHz SWT 12.5 ms Unit dBm



Title: Minimum 6dB Bandwidth 5.5Mb/s  
Comment A: SA5250/1 802.11a/b/g Mini PCI  
Date: 4.DEC.2003 09:11:13



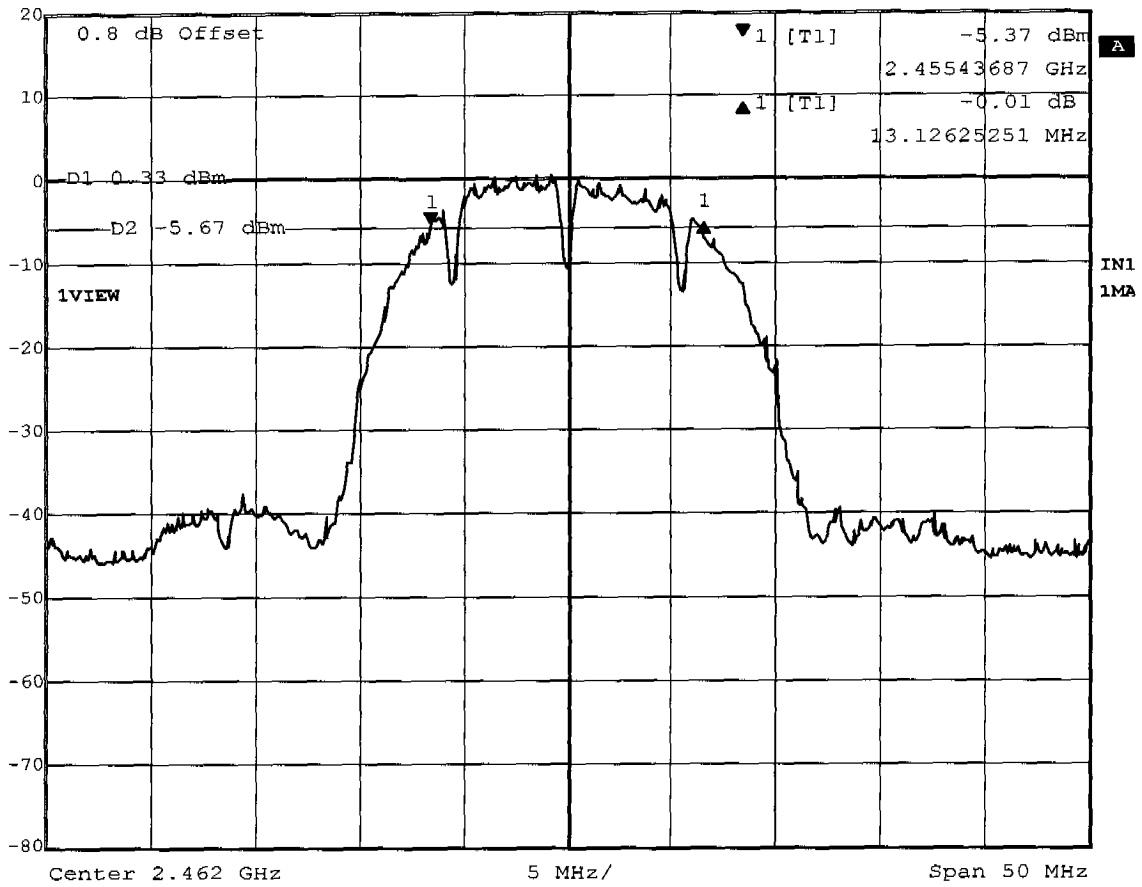
Delta 1 [T1] REW 100 kHz RF Att 40 dB  
Ref Lvl -0.53 dB VBW 1 MHz  
20 dBm 13.12625251 MHz SWT 12.5 ms Unit dBm



Title: Minimum 6dB Bandwidth 1Mb/s  
Comment A: SA5250/1 802.11a/b/g Mini PCI  
Date: 4.DEC.2003 08:51:13



Delta 1 [T1] RBW 100 kHz RF Att 40 dB  
Ref Lvl -0.01 dB VBW 1 MHz  
20 dBm 13.12625251 MHz SWT 12.5 ms Unit dBm

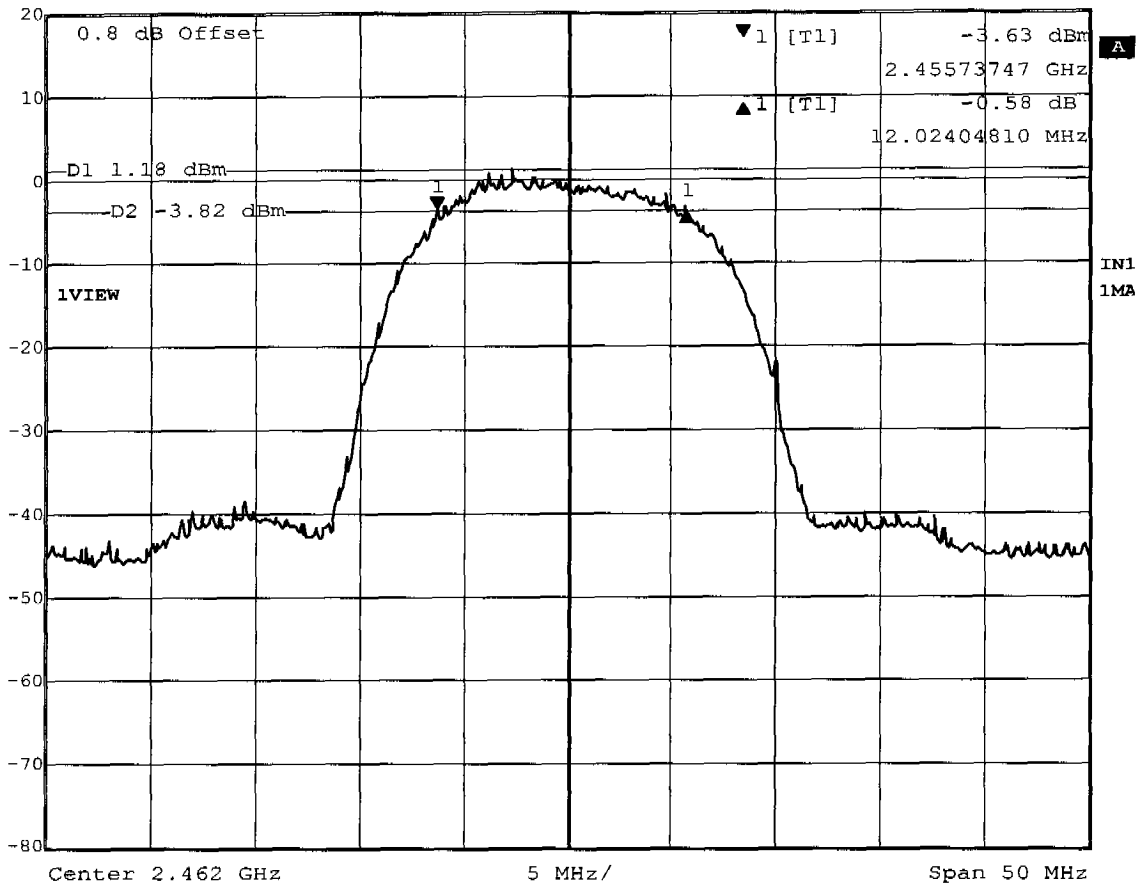


Title: Minimum 6dB Bandwidth 2Mb/s  
Comment A: SA5250/1 802.11a/b/g Mini PCI  
Date: 4.DEC.2003 09:04:52





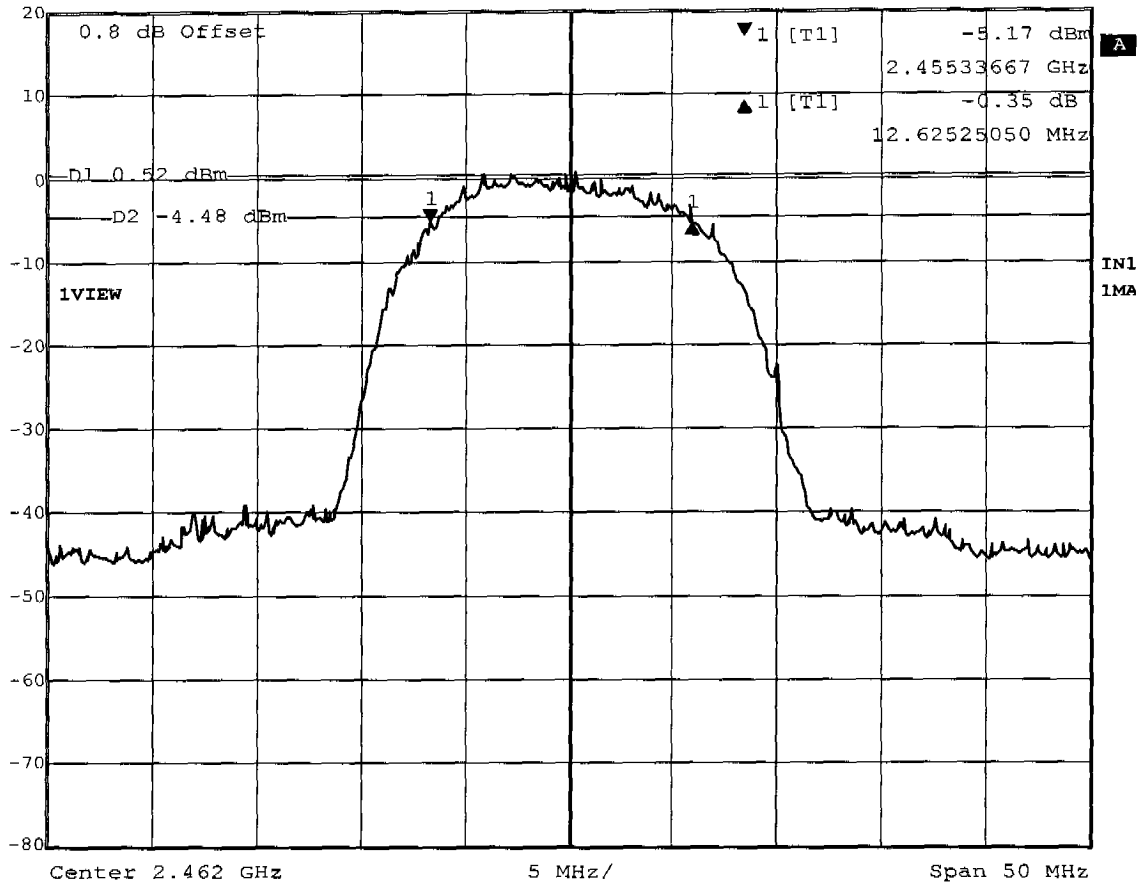
Delta 1 [T1] RBW 100 kHz RF Att 40 dB  
Ref Lvl -0.58 dB VBW 1 MHz  
20 dBm 12.02404810 MHz SWT 12.5 ms Unit dBm



Title: Minimum 6dB Bandwidth 11Mb/s  
Comment A: SA5250/1 802.11a/b/g Mini PCI  
Date: 4.DEC.2003 09:27:40



Delta 1 [T1] RBW 100 kHz RF Att 40 dB  
Ref Lvl -0.35 dB VBW 1 MHz  
20 dBm 12.62525050 MHz SWT 12.5 ms Unit dBm



Title: Minimum 6dB Bandwidth 5.5Mb/s  
Comment A: SA5250/1 802.11a/b/g Mini PCI  
Date: 4.DEC.2003 09:08:53

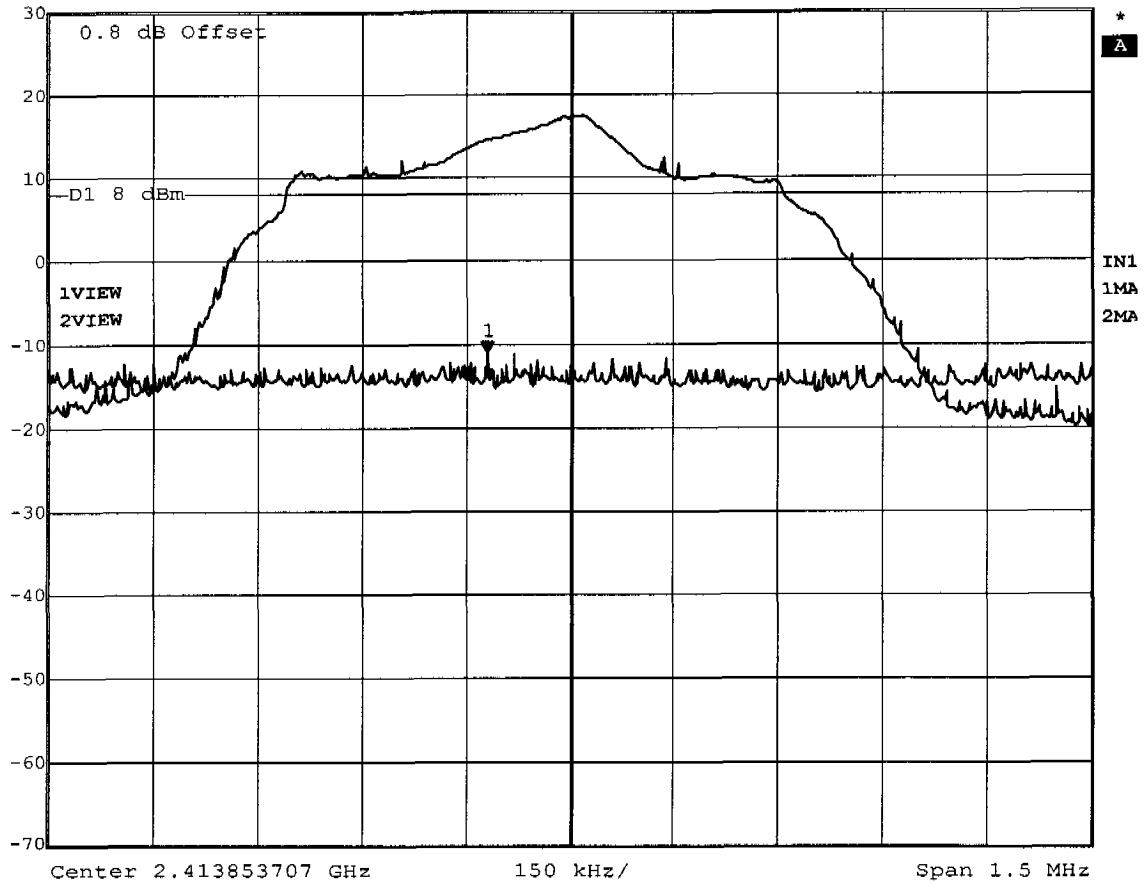


## Appendix F

Peak Power Spectral Density



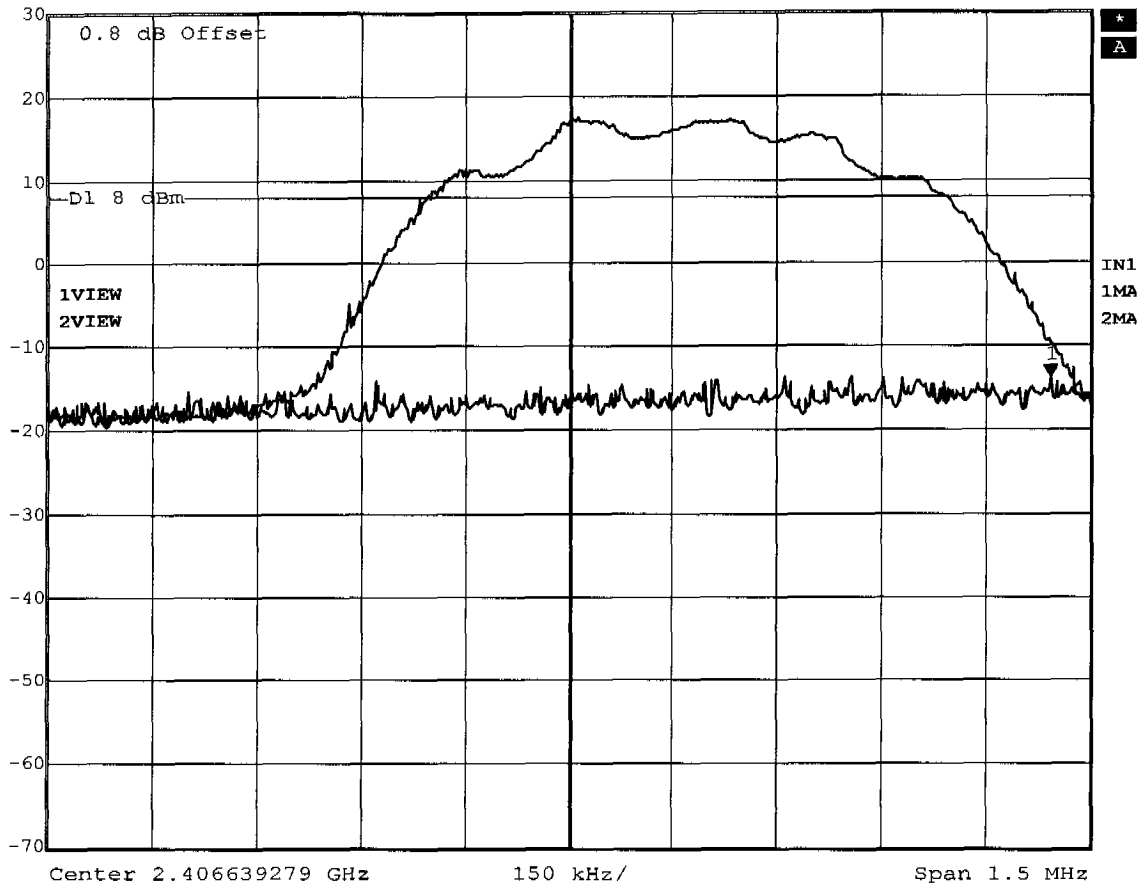
Marker 1 [T2] RBW 3 kHz RF Att 50 dB  
Ref Lvl -11.11 dBm VBW 100 kHz  
30 dBm 2.41373497 GHz SWT 500 s Unit dBm



Title: Power Spectral Density 1Mb/s  
Comment A: SA5250/1 802.11a/b/g Mini PCI  
Date: 4.DEC.2003 10:53:20



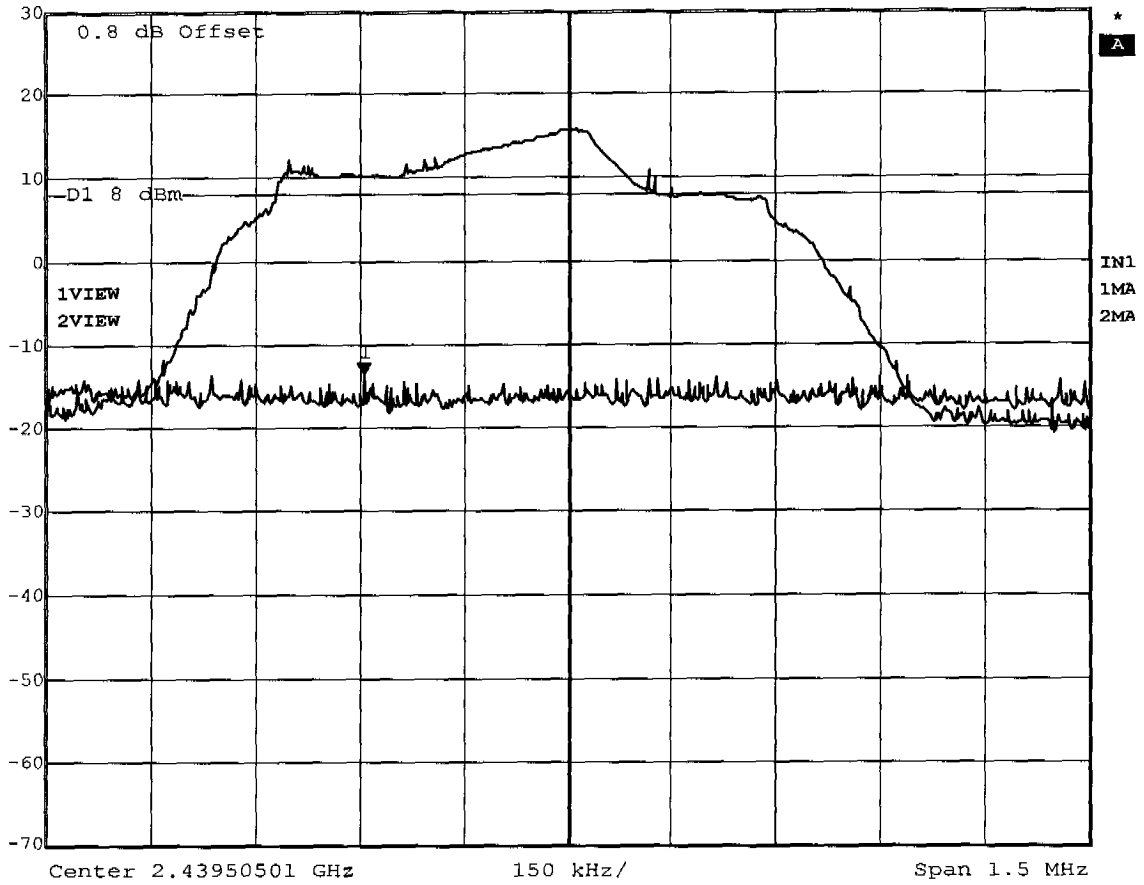
Marker 1 [T2]      RBW    3 kHz    RF Att    50 dB  
Ref Lvl            -13.80 dBm    VBW    100 kHz  
30 dBm            2.40733216 GHz    SWT    500 s    Unit            dBm



Title:      Power Spectral Density 11Mb/s  
Comment A: SA5250/1 802.11a/b/g Mini PCI  
Date:      4.DEC.2003 11:22:47



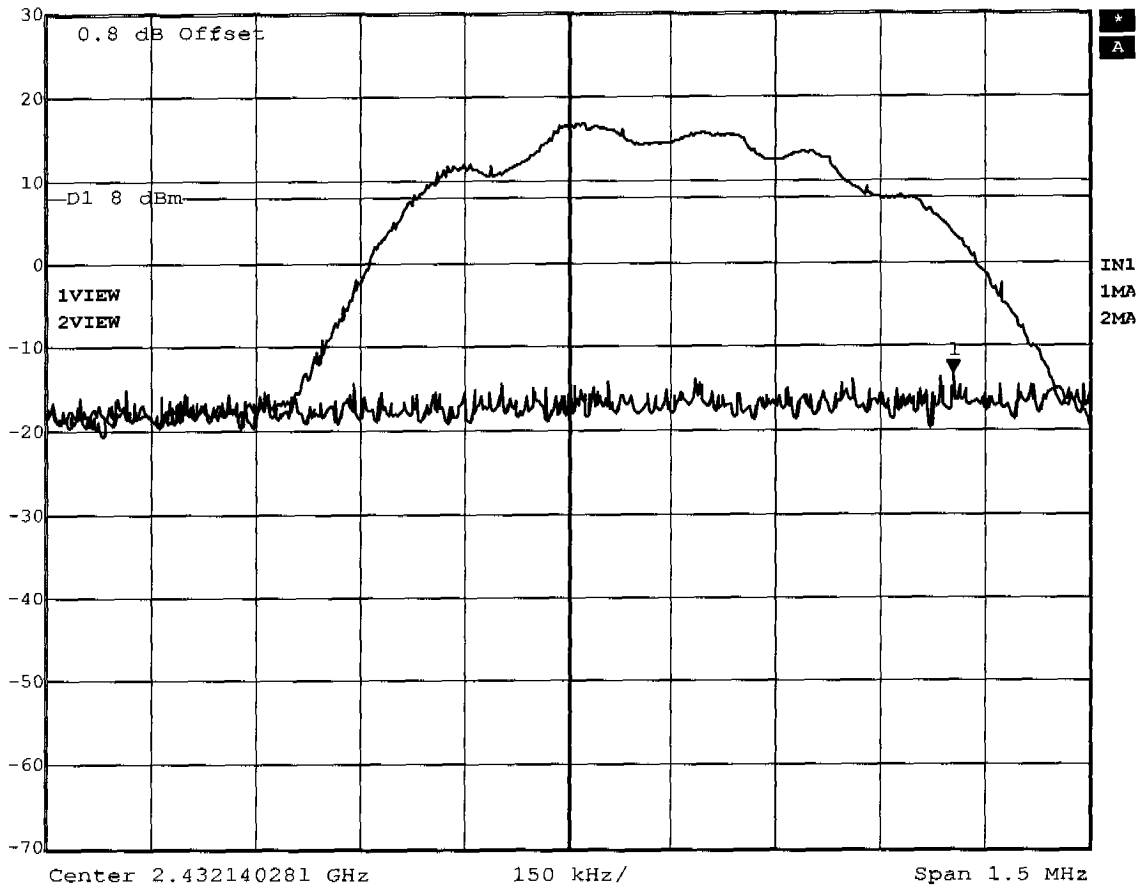
Marker 1 [T2] RBW 3 kHz RF Att 50 dB  
Ref Lvl -13.73 dBm VBW 100 kHz  
30 dBm 2.43921192 GHz SWT 500 s Unit dBm



Title: Power Spectral Density 1Mb/s  
Comment A: SA5250/1 802.11a/b/g Mini PCI  
Date: 4.DEC.2003 11:12:24



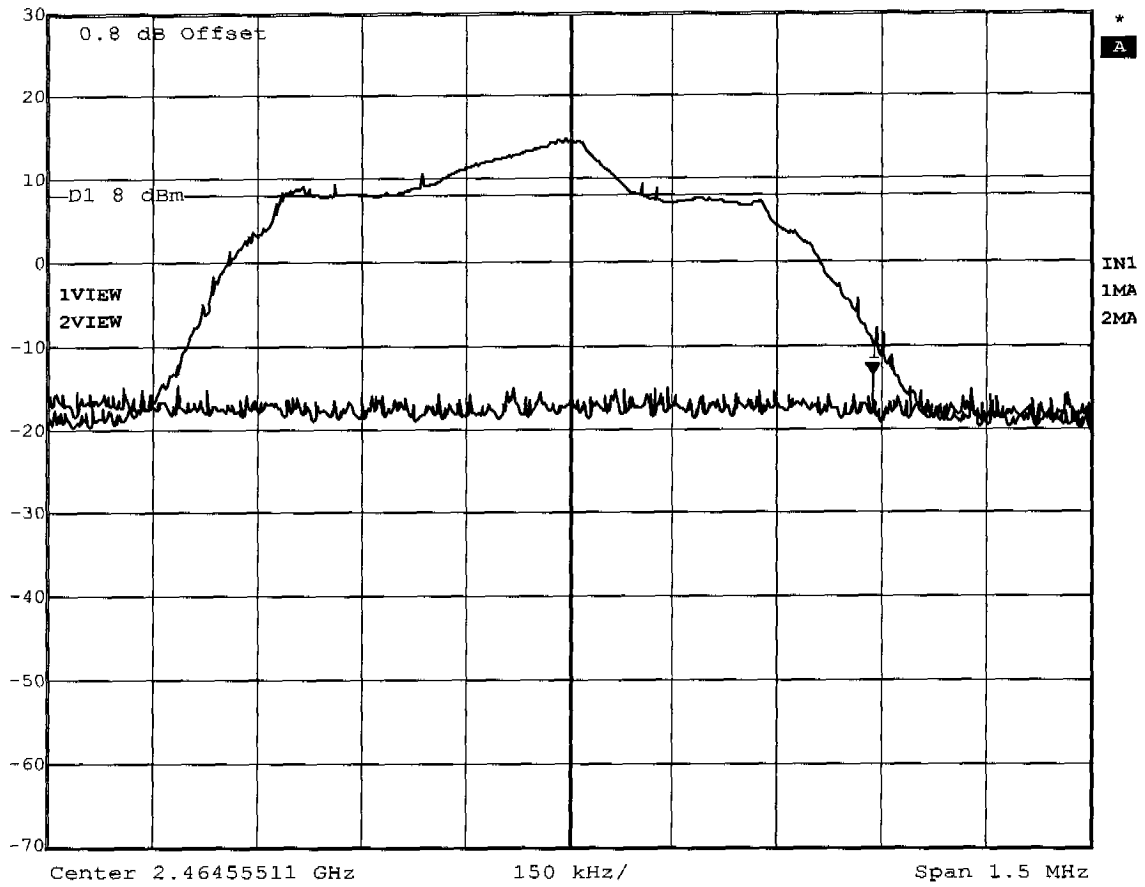
Marker 1 [T2] RBW 3 kHz RF Att 50 dB  
Ref Lvl -13.27 dBm VEW 100 kHz  
30 dBm 2.43269489 GHz SWF 500 s Unit dBm



Title: Power Spectral Density 11Mb/s  
Comment A: SA5250/1 802.11a/b/g Mini PCI  
Date: 4.DEC.2003 10:32:23



Marker 1 [T2] RBW 3 kHz RF Att 50 dB  
Ref Lvl -13.71 dBm VBW 100 kHz  
30 dBm 2.46499248 GHz SWT 500 s Unit dBm

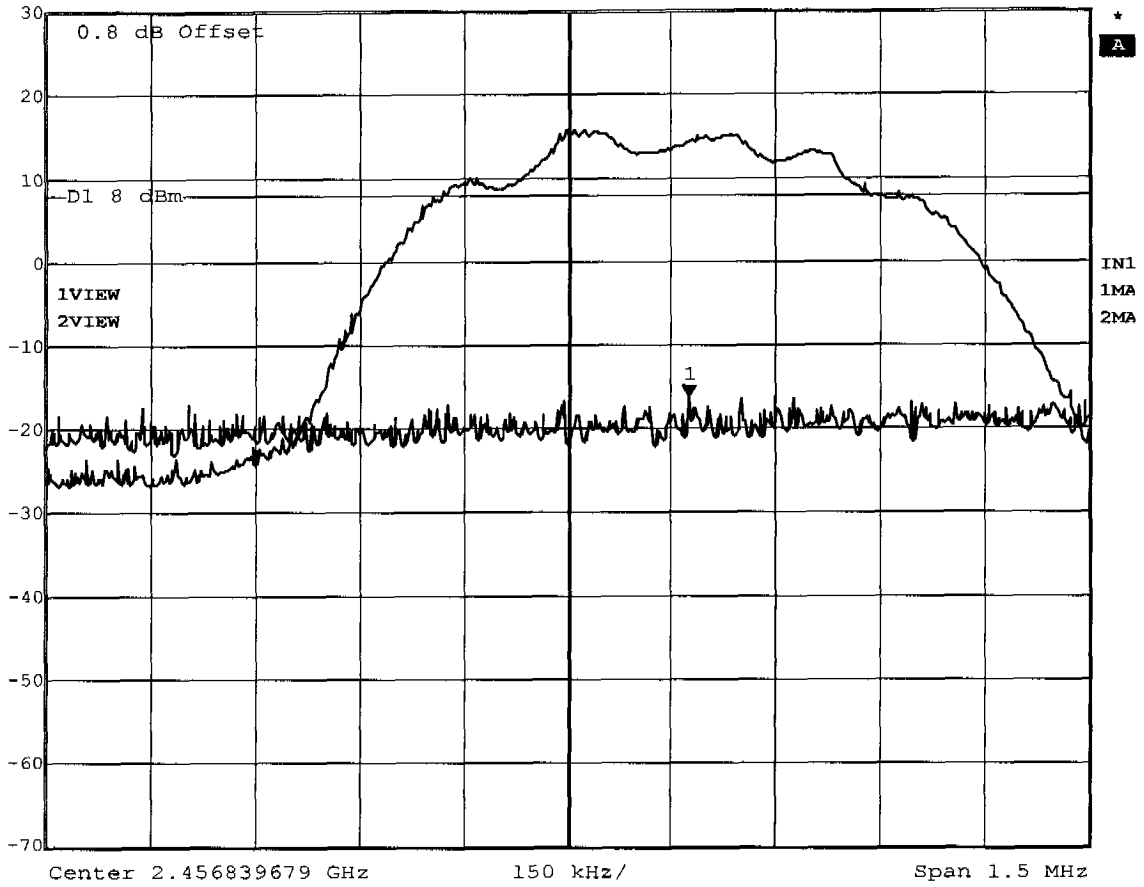


Title: Power Spectral Density 1Mb/s  
Comment A: SA5250/1 802.11a/b/g Mini PCI  
Date: 4.DEC.2003 11:18:06





Marker 1 [T2]      RBW    3 kHz    RF Att    50 dB  
Ref Lvl            -16.37 dBm    VBW    100 kHz  
30 dBm            2.45701553 GHz    SWT    500 s    Unit        dBm



Title:      Power Spectral Density 11Mb/s  
Comment A: SA5250/1 802.11a/b/g Mini PCI  
Date:      4.DEC.2003 10:22:49

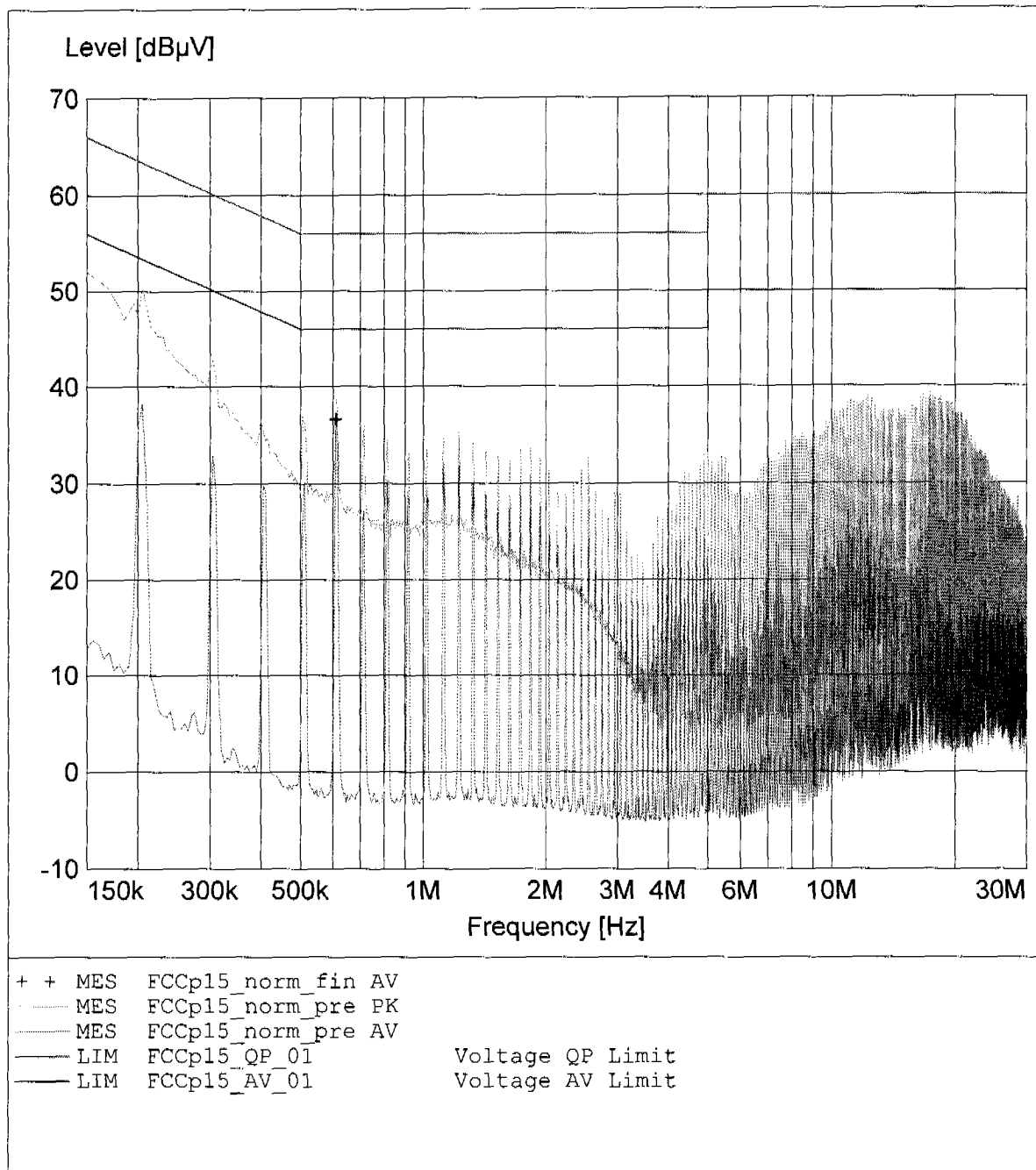


## Appendix G

Conducted Emission at (AC) Power Line

**EMI voltage test in the ac-mains according to FCC part 15**

EUT: Philips SA5250/1 802.11a/b/g Mini PCI Reference Design  
 Manufacturer: Philips Semiconductors Dresden AG  
 Operating Condition: Unom: 120VAC(AC/DC-adaptor), Tnom: 23°C  
 Test Site: ETS  
 Operator: Mr. Pflug  
 Test Specification: V-Network: ESH2-Z5 (L1)  
 Comment: model: SA 5250/1 mPCI  
 Ch: 6 / 11Mb/s



**EMI voltage test in the ac-mains according to FCC part 15**

EUT: Philips SA5250/1 802.11a/b/g Mini PCI Reference Design  
 Manufacturer: Philips Semiconductors Dresden AG  
 Operating Condition: Unom: 120VAC(AC/DC-adaptor), Tnom: 23°C  
 Test Site: ETS  
 Operator: Mr. Pflug  
 Test Specification: V-Network: ESH2-Z5 (N)  
 Comment: model: SA 5250/1 mPCI  
 Ch: 6 / 11Mb/s

