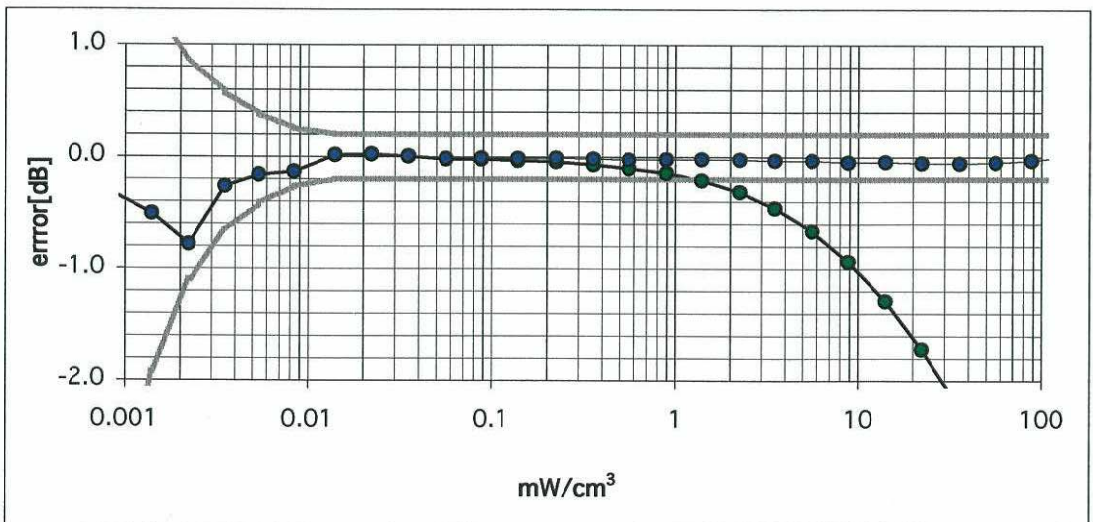
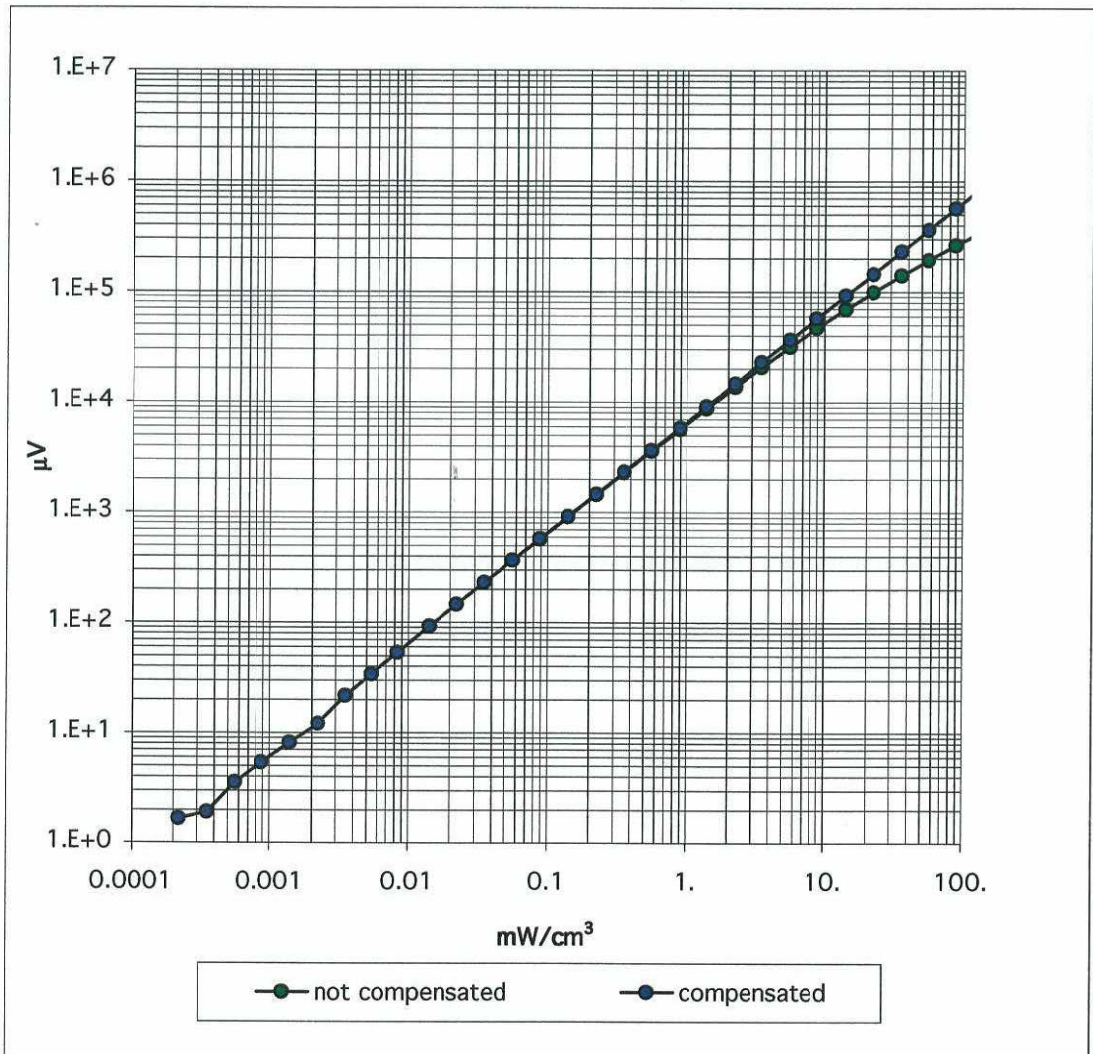
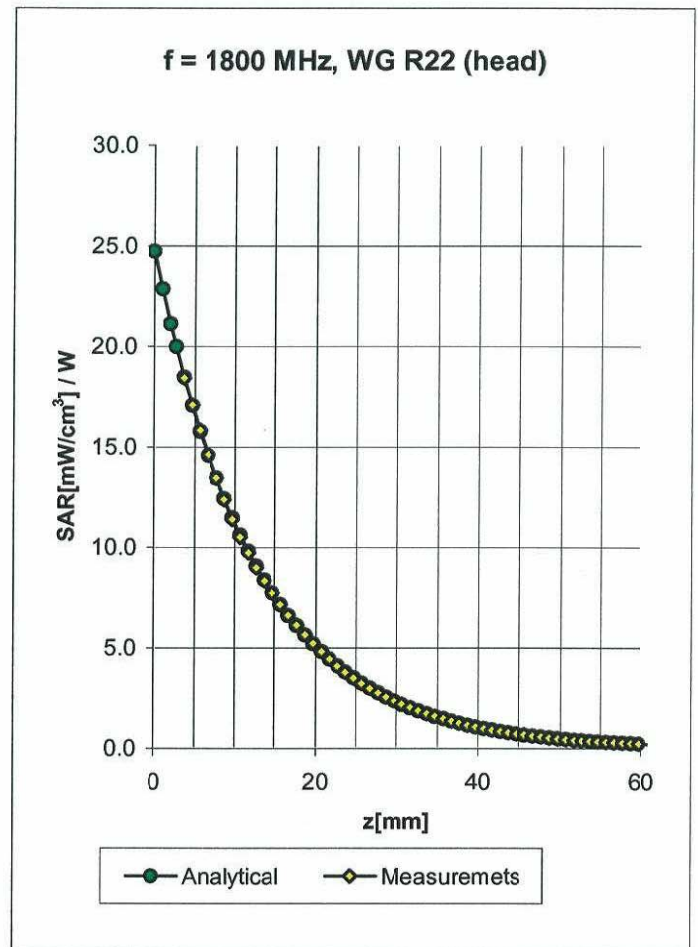
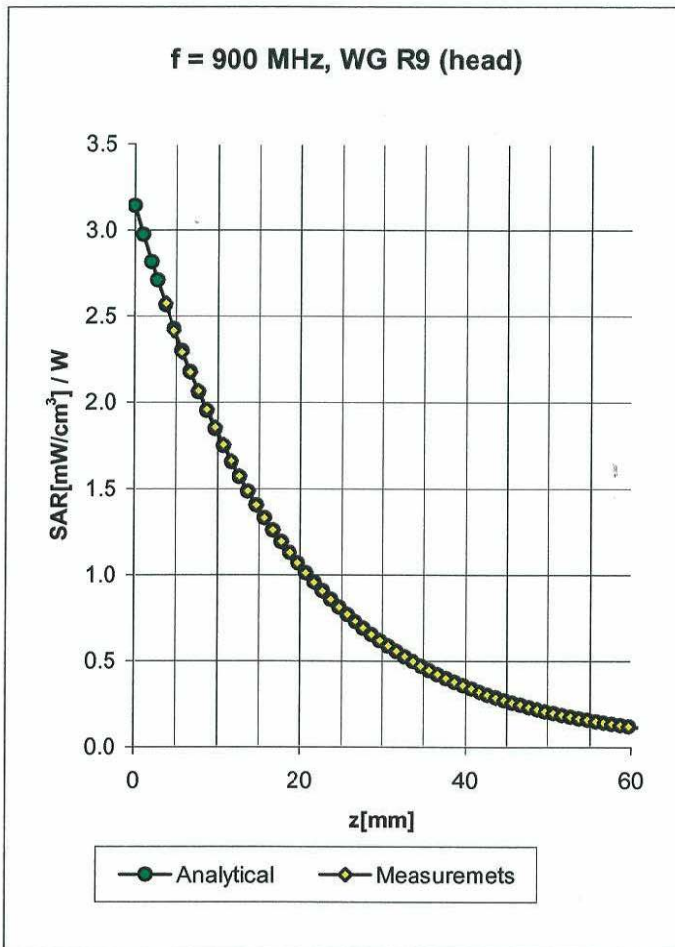


Dynamic Range f(SARhead)

(Waveguide R22)



Conversion Factor Assessment



Head 900 MHz $\epsilon_r = 41.5 \pm 5\%$ $\sigma = 0.97 \pm 5\%$ mho/m

Valid for f=800-1000 MHz with Head Tissue Simulating Liquid according to EN 50361, P1528-200X

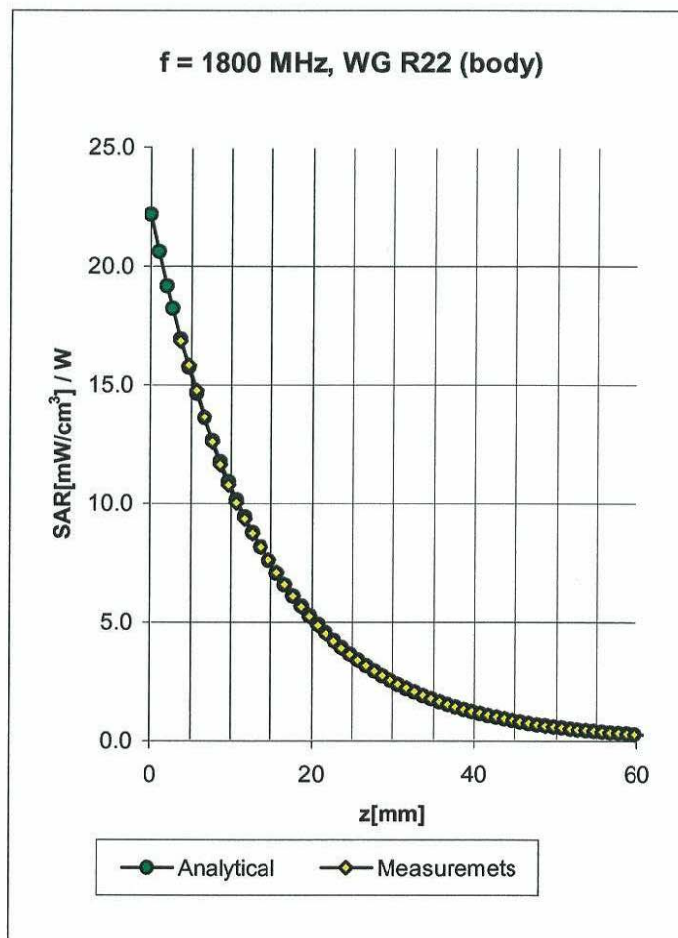
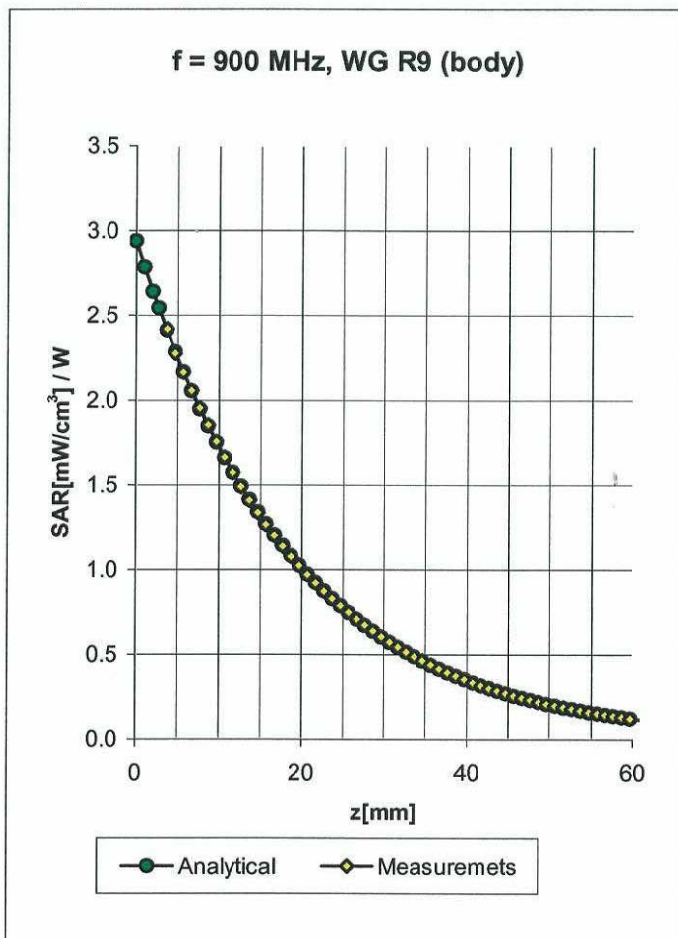
ConvF X	6.7 ± 9.5% (k=2)	Boundary effect:
ConvF Y	6.7 ± 9.5% (k=2)	Alpha 0.39
ConvF Z	6.7 ± 9.5% (k=2)	Depth 2.46

Head 1800 MHz $\epsilon_r = 40.0 \pm 5\%$ $\sigma = 1.40 \pm 5\%$ mho/m

Valid for f=1710-1910 MHz with Head Tissue Simulating Liquid according to EN 50361, P1528-200X

ConvF X	5.3 ± 9.5% (k=2)	Boundary effect:
ConvF Y	5.3 ± 9.5% (k=2)	Alpha 0.46
ConvF Z	5.3 ± 9.5% (k=2)	Depth 2.69

Conversion Factor Assessment



Body 900 MHz $\epsilon_r = 55.0 \pm 5\%$ $\sigma = 1.05 \pm 5\%$ mho/m

Valid for f=800-1000 MHz with Body Tissue Simulating Liquid according to OET 65 Suppl. C

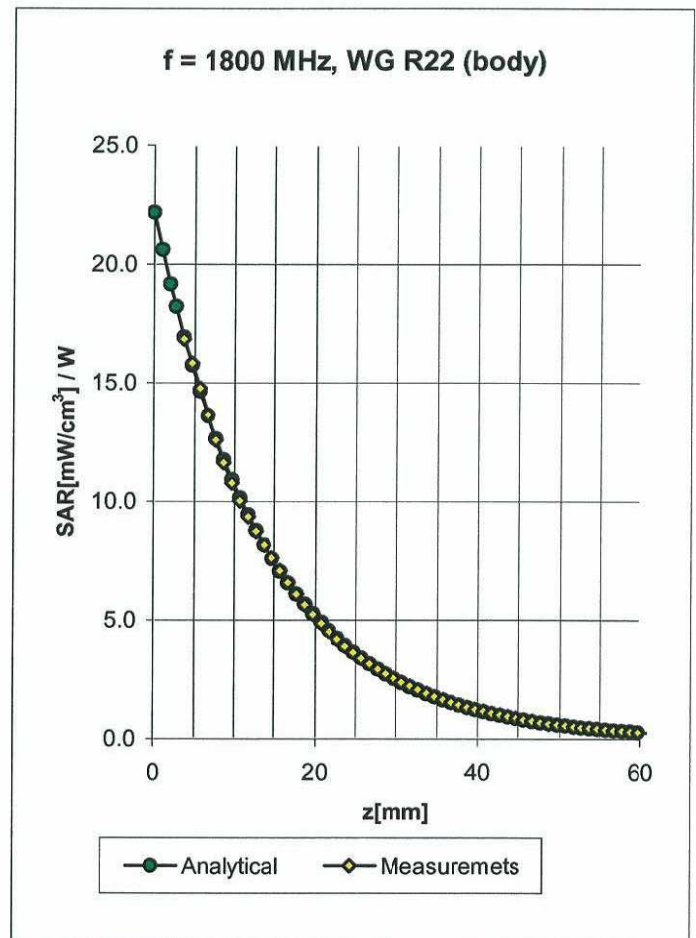
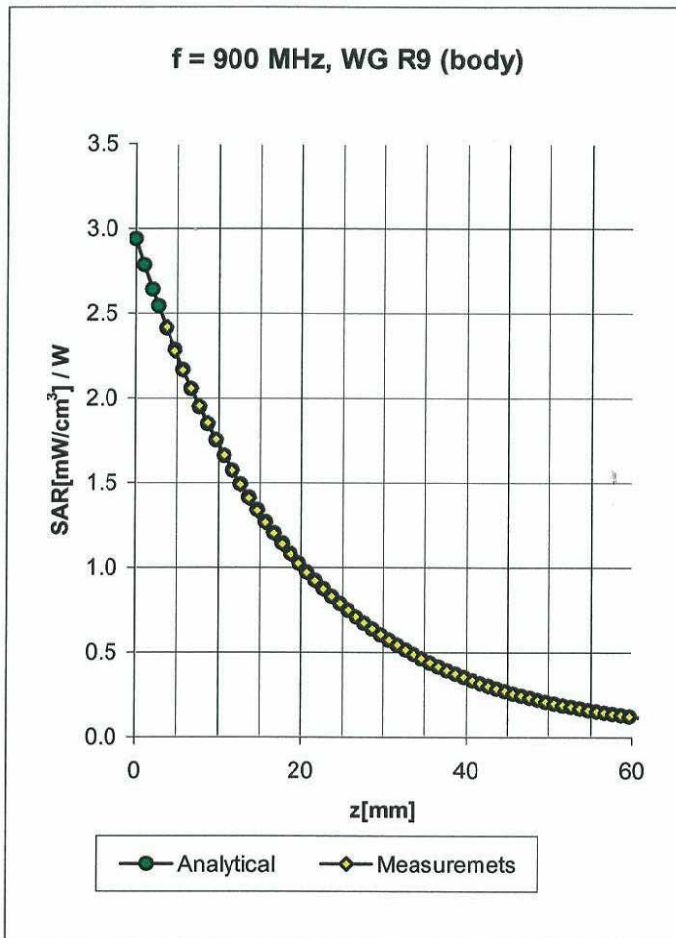
ConvF X	6.3 ± 9.5% (k=2)	Boundary effect:
ConvF Y	6.3 ± 9.5% (k=2)	Alpha 0.38
ConvF Z	6.3 ± 9.5% (k=2)	Depth 2.56

Body 1800 MHz $\epsilon_r = 53.3 \pm 5\%$ $\sigma = 1.52 \pm 5\%$ mho/m

Valid for f=1710-1910 MHz with Body Tissue Simulating Liquid according to OET 65 Suppl. C

ConvF X	4.9 ± 9.5% (k=2)	Boundary effect:
ConvF Y	4.9 ± 9.5% (k=2)	Alpha 0.55
ConvF Z	4.9 ± 9.5% (k=2)	Depth 2.69

Conversion Factor Assessment



Body 900 MHz $\epsilon_r = 55.0 \pm 5\%$ $\sigma = 1.05 \pm 5\%$ mho/m

Valid for f=800-1000 MHz with Body Tissue Simulating Liquid according to OET 65 Suppl. C

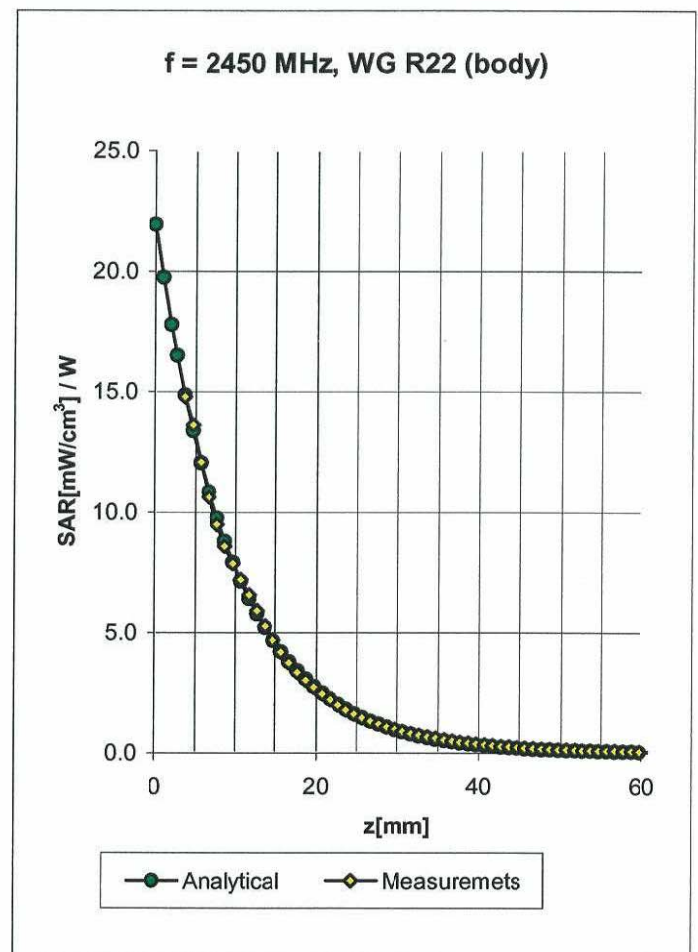
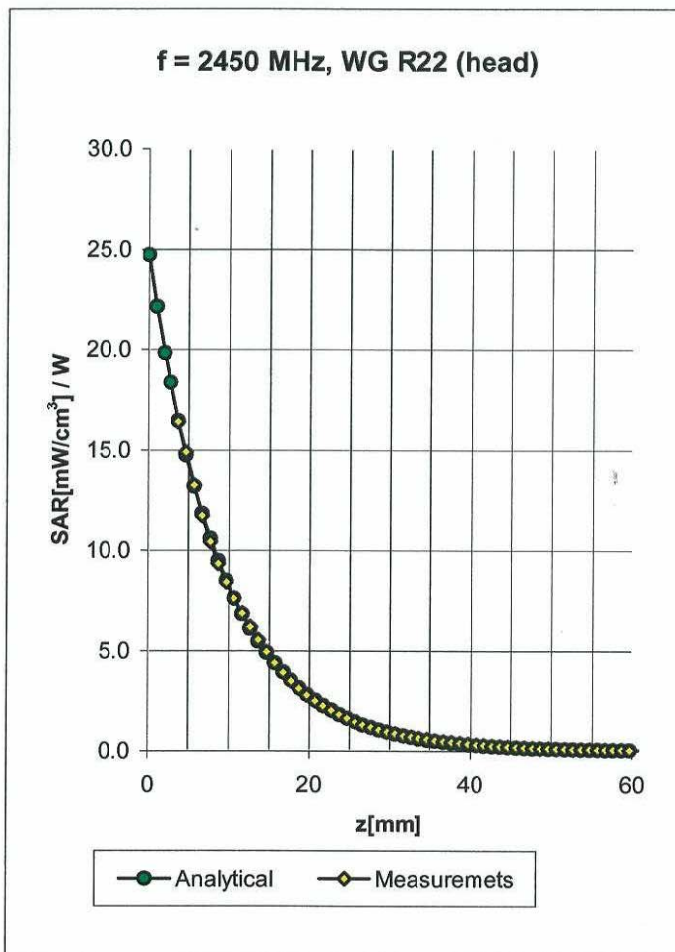
ConvF X	6.3 ± 9.5% (k=2)	Boundary effect:
ConvF Y	6.3 ± 9.5% (k=2)	Alpha 0.38
ConvF Z	6.3 ± 9.5% (k=2)	Depth 2.56

Body 1800 MHz $\epsilon_r = 53.3 \pm 5\%$ $\sigma = 1.52 \pm 5\%$ mho/m

Valid for f=1710-1910 MHz with Body Tissue Simulating Liquid according to OET 65 Suppl. C

ConvF X	4.9 ± 9.5% (k=2)	Boundary effect:
ConvF Y	4.9 ± 9.5% (k=2)	Alpha 0.55
ConvF Z	4.9 ± 9.5% (k=2)	Depth 2.69

Conversion Factor Assessment



Head 2450 MHz $\epsilon_r = 39.2 \pm 5\%$ $\sigma = 1.80 \pm 5\%$ mho/m

Valid for f=2400-2500 MHz with Head Tissue Simulating Liquid according to EN 50361, P1528-200X

ConvF X	4.9 $\pm 9.5\%$ (k=2)	Boundary effect:
ConvF Y	4.9 $\pm 9.5\%$ (k=2)	Alpha 0.99
ConvF Z	4.9 $\pm 9.5\%$ (k=2)	Depth 1.81

Body 2450 MHz $\epsilon_r = 52.7 \pm 5\%$ $\sigma = 1.95 \pm 5\%$ mho/m

Valid for f=2400-2500 MHz with Body Tissue Simulating Liquid according to OET 65 Suppl. C

ConvF X	4.6 $\pm 9.5\%$ (k=2)	Boundary effect:
ConvF Y	4.6 $\pm 9.5\%$ (k=2)	Alpha 1.60
ConvF Z	4.6 $\pm 9.5\%$ (k=2)	Depth 1.50