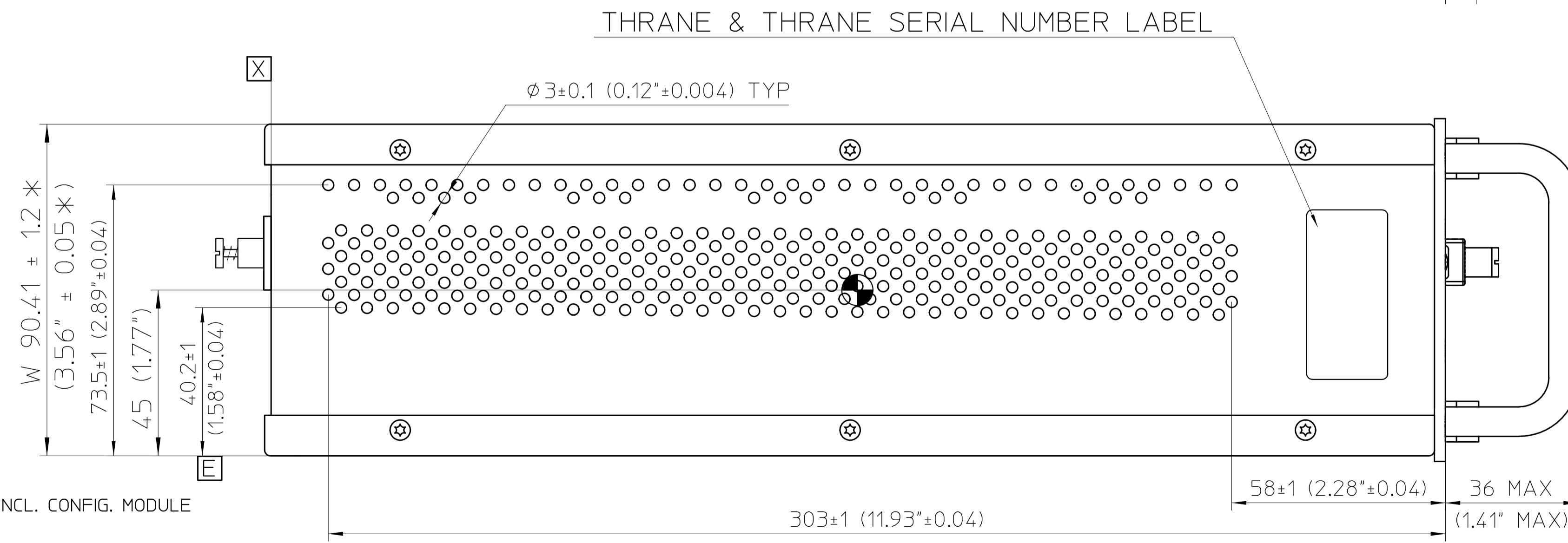
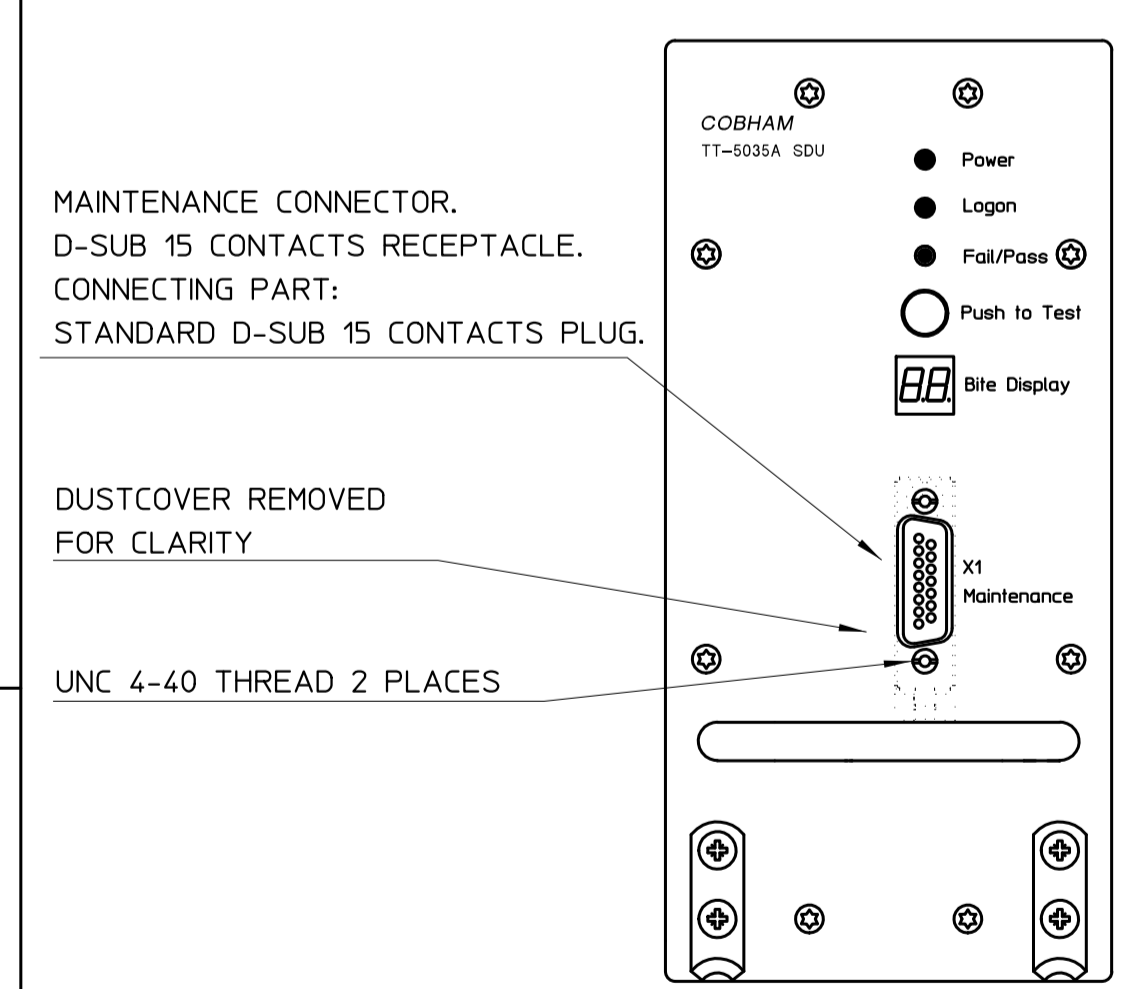
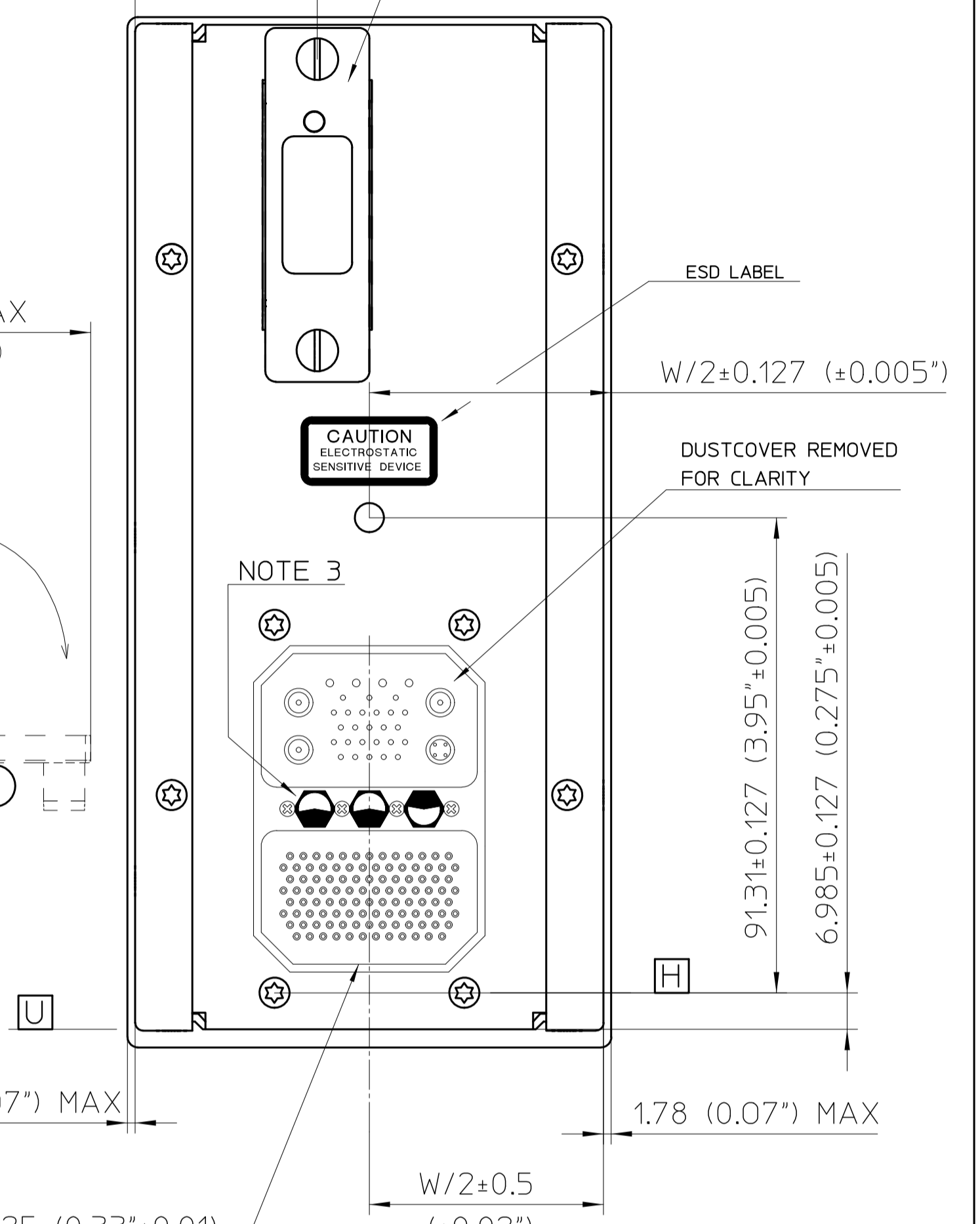
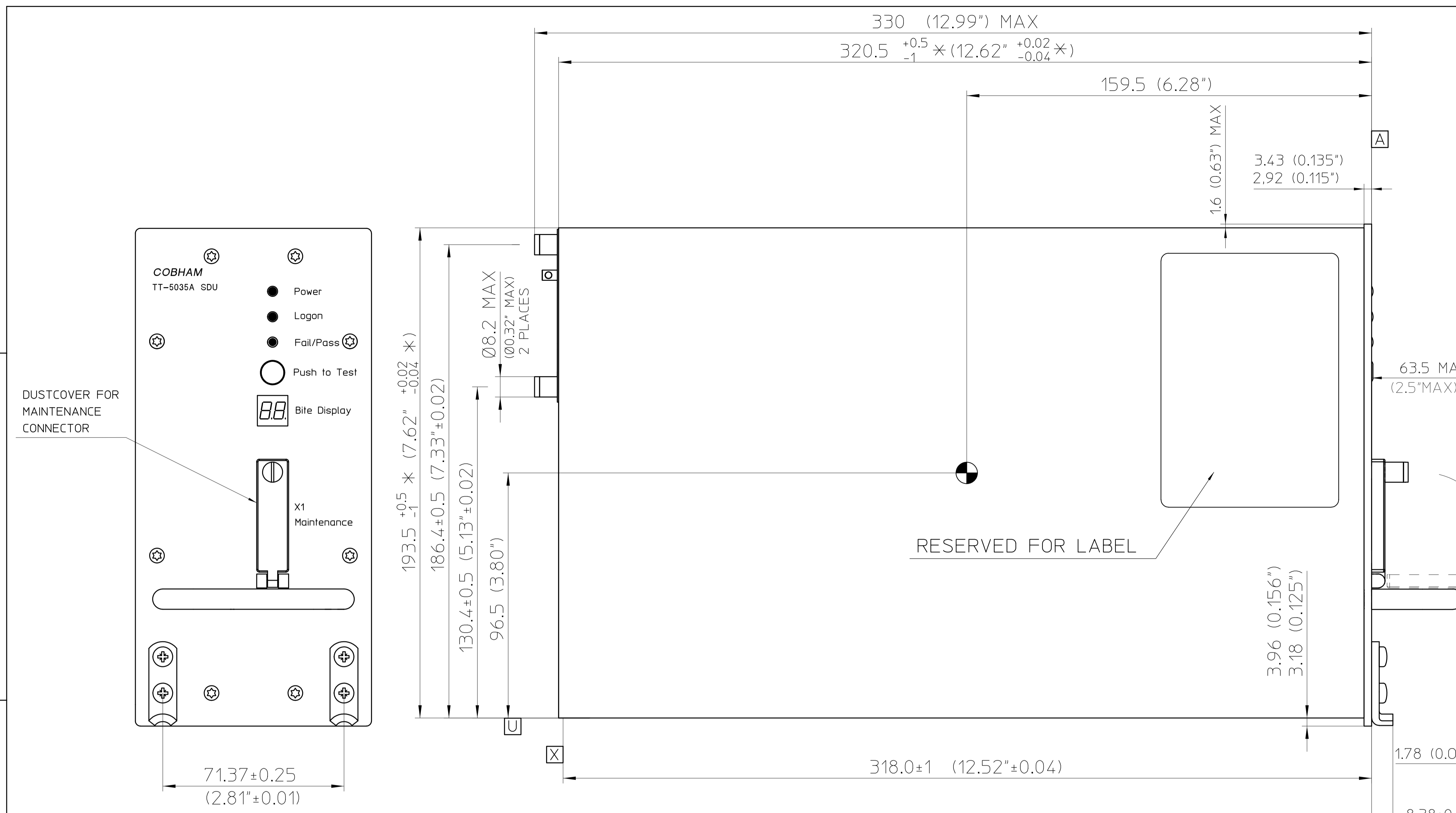


REVISIONS			
LTR	DESCRIPTION	DATE	APPROVAL
A	ORIGINAL		
B	TOLERANCES CHANGED *	050113	JSP
C	Frontplate Text Changed 405035A-THD added	110923	JSP
D	CONNECTOR LAYOUT UPDATED	151005	JSP

CONFIGURATION MODULE
THRANE & THRANE PART NO:
405035A-001



ARINC 404A CONNECTOR
ITC CANNON PART NO.: DPX2NA-67322-604
CONNECTING PART
ITC CANNON PART NO.:
OLD VERSION: DPX2NA-67322-463
NEW IMPROVED VERSION: DPX2NA-67322-605
INDEX CODE 04
THRANE & THRANE
P/N 405035A & 405035A-THD

- NOTES
- UNIT WEIGHT 3.5 KG ± 0.1 KG (7.72 LBS ± 0.22 LBS). INCL. CONFIG. MODULE
 - ☉ DENOTES APPROXIMATE CENTER OF GRAVITY.
 - DARKEN PORTION INDICATES SOLID PART OF POLARIZING KEYWAY.
 - THE TT-5035A INSTALLATION IS IN ACCORDANCE WITH ARINC 404A 3/8 SHORT ATR EXCEPT FOR: TOLERANCES MARKED WITH *, COOLING AIRHOLES ARE PLACED OUTSIDE RECOMMENDED AREA AND THE CONFIGURATION MODULE HARDWARE EXCEEDS THE UNIT REAR CASE PROJECTION OUTLINE AS NOTED ON DRAWING.
 - DIMENSIONS ARE IN MILLIMETERS. DIMENSIONS IN BRACKETS ARE INCHES.
 - UNIT MATERIAL: ALUMINIUM.
 - UNIT FINISH: PAINT EPOXYESTER PRIMER + BLACK INFRASOL TOPCOAT
 - DO NOT BLOCK COOLING AIR HOLES. FORCED COOLING IS NOT RECOMMENDED. COOLING AIR HOLES ARE PLACED IDENTICALLY ON TOP AND BOTTOM SIDE OF UNIT.

UNLESS OTHERWISE SPECIFIED DIMENSIONS AND TOLERANCES ARE IN ACCORDANCE WITH ARINC 404 3/8 SHORT ATR.	DR. Jesper Sundberg	000516	TITLE OUTLINE DRAWING SDU UNIT TT-5035A AERO HSD
	CH. K. Blomgren	000516	
AP. Jesper Sundberg	030328		
MATERIAL SEE NOTES	AP.		SIZE A1
	FIRST ANGLE PROJECTION		CODE IDENT NO. DRAWING NO. TT94-113370
			SCALE 1:1 SHEET 1 OF 1