

# Annex C



This test report annex is electronically signed and valid without handwriting signature. For verification of the electronic signatures, the public keys can be requested at the testing laboratory.

**Test report annex authorized:**

Thomas Vogler  
Lab Manager  
Radio Communications & EMC

## 1 Photographs of the test setup


Photo 1: radiated test set-up



Photo 2: radiated test set-up




Photo 3: radiated test set-up (10m chamber)



not part of tested configuration

Photo 4: radiated test set-up (10m chamber)



not part of tested configuration



Photo 5: ATS test rack




Photo 6: control software

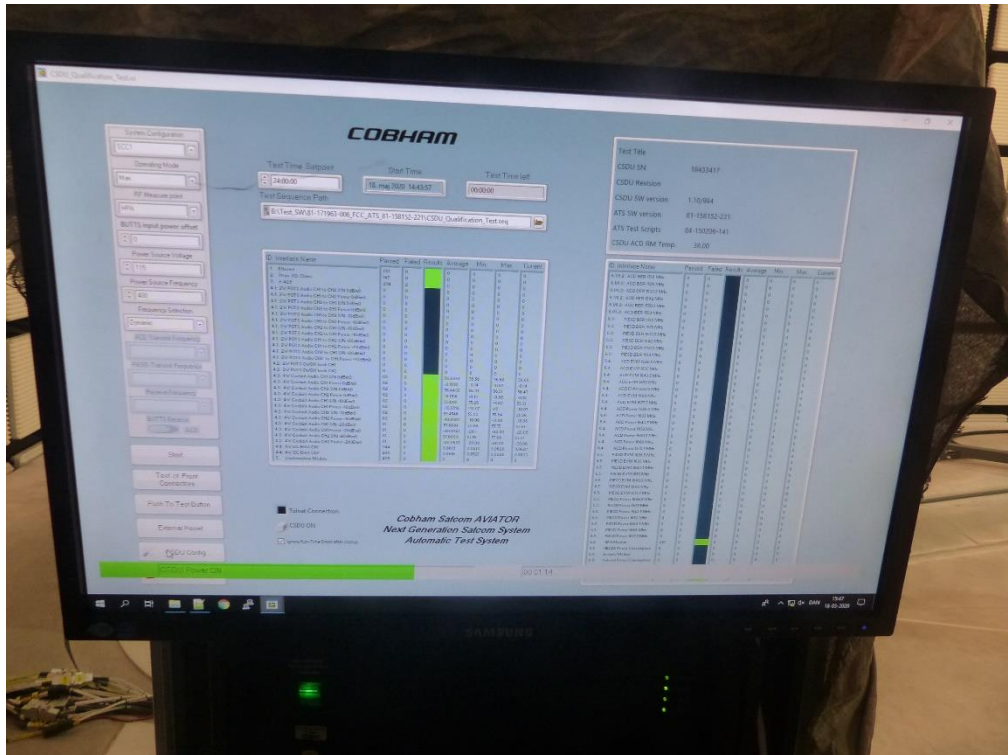


Photo 7: CSDU (on the right)



Photo 8: test set-up for in-band measurements



Photo 9: test set-up for out-of-band measurements




Photo 10: test setup for measurements > 3 GHz







Photo 11: EUT inside climatic box



Photo 12: EUT inside climatic box



## 2 Document history

Version	Applied changes	Date of release
	Draft	2020-06-26