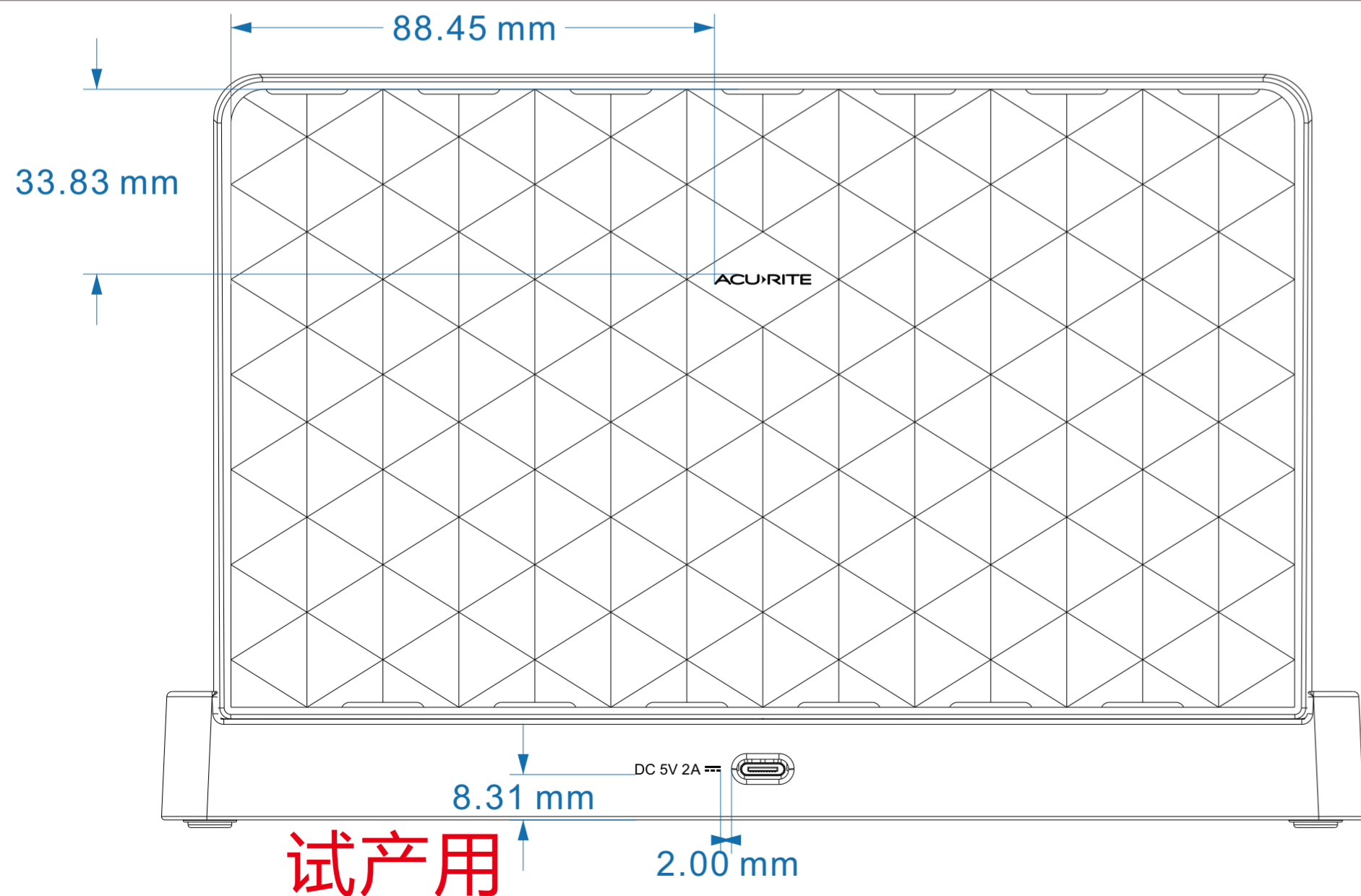


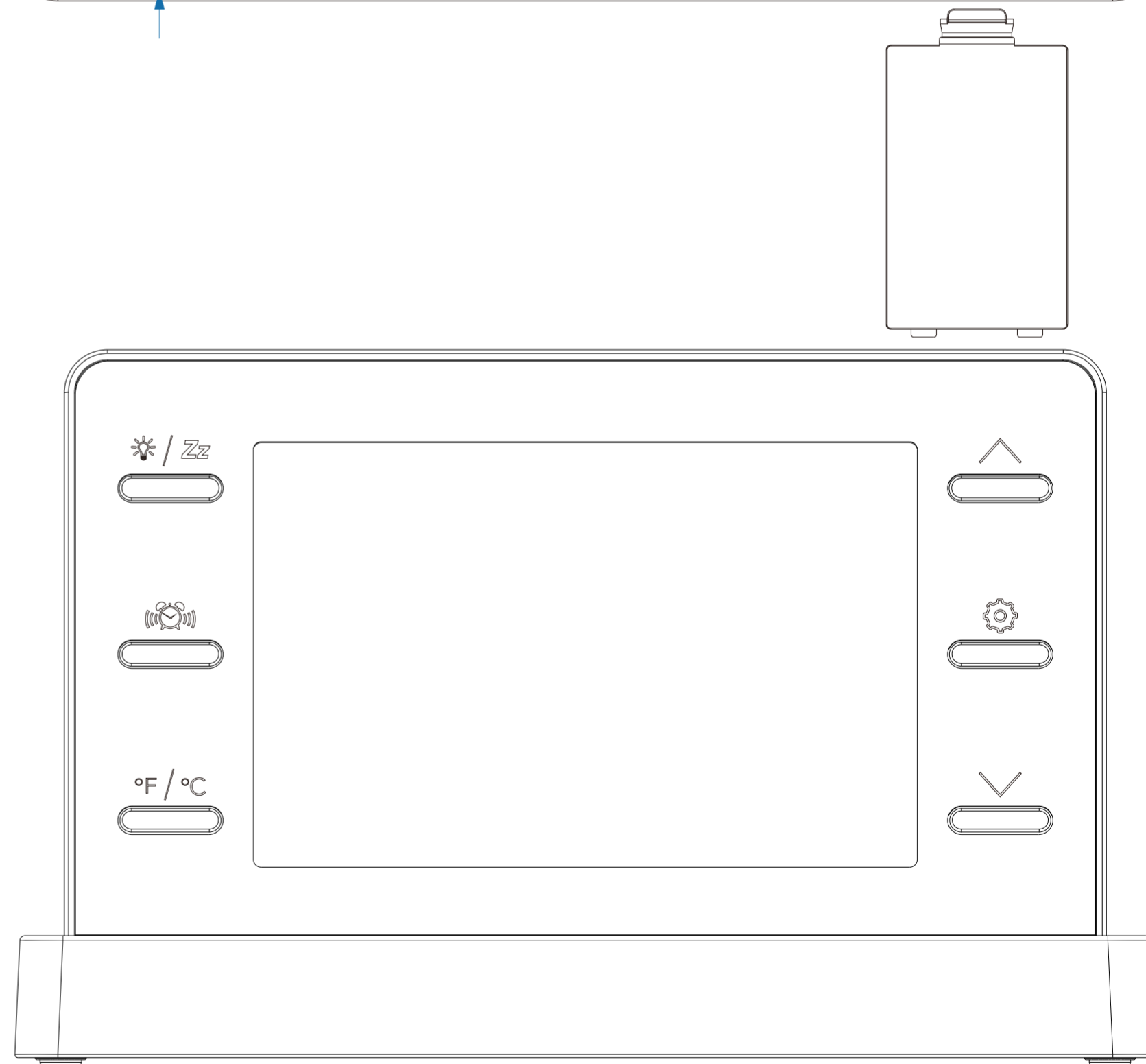
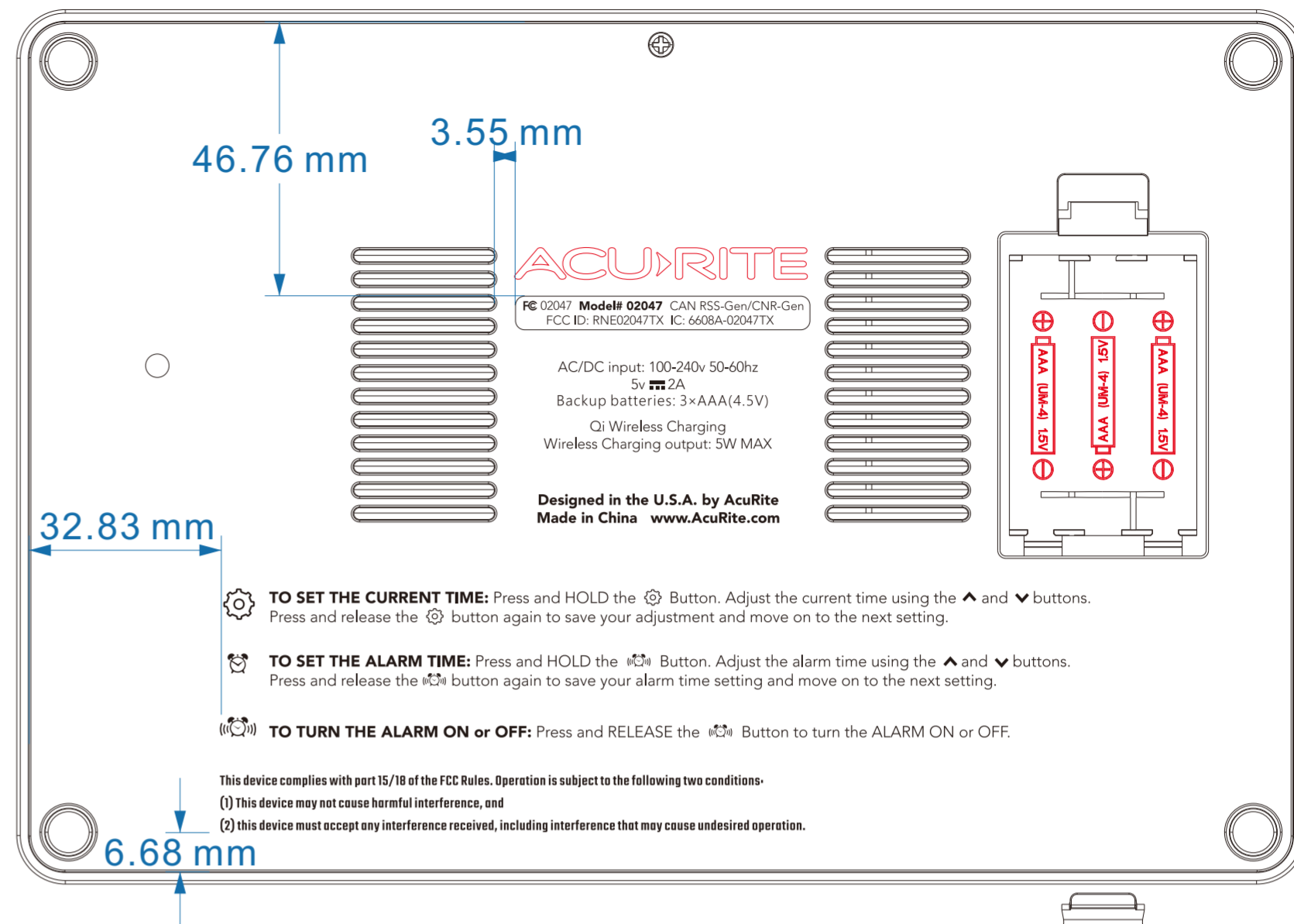
H.3.00.01.80A6004	YT80106A 下壳	丝印两道PANTONE COOL GRAY 3 C (素材: YT80106A下壳, ABS/棕色 (PMS-7532C), 纹面)
H.1.4.01.80A60000	YT80106A下壳	ABS/棕色 (PMS-7532C), 纹面
H.1.4.01.80A60001	YT80106A支撑板	ABS/黑色 (PMS BLACK 7C), 纹面
H.1.4.01.80A60002	YT80106A前壳	ABS/黑色 (PMS BLACK 7C), 光面
H.1.4.01.80A60003	YT80106A电池盖	ABS/棕色 (PMS-7532C), 纹面
H.1.4.01.80A60010	YT80106A导电条支架	ABS/黑色 (PMS BLACK 7C), 光面
H.1.5.03.80106000	YT80106A彩纸	尺寸: 132*91*0.2mm, PET, 磨砂, 4C印刷
H.1.6.04.01000065	防滑垫	硅胶(硬度50-60), 环形, 外径40*内径34*1mm, 单面背胶 (3M-9448A), 哑黑 (PMS BLACK 7C)
H.3.00.01.80A60000	YT80106A 上壳	水转印 (木纹), 丝印一道PANTONE COOL GRAY 3 C (素材:YT80106A上壳 ABS/棕色 (PMS 7532C), 纹面)
H.1.4.01.80A60006	YT80106A上壳	ABS/棕色 (PMS-7532C), 纹面
H.3.00.01.80A60001	YT80106A 后壳	丝印一道PANTONE COOL GRAY 3 C (素材:YT80106A上壳 ABS/黑色 (PMS BLACK 7C), 纹面)
H.1.4.01.80A60007	YT80106A后壳	ABS/黑色 (PMS BLACK 7C), 纹面
H.3.00.01.80A60002	YT80106A 左三连键	喷漆黑色 (素材: YT80106A左三连键ABS/棕色 (PMS-7532C), 纹面)
H.1.4.01.80A60004	YT80106A左三连键	ABS/棕色 (PMS-7532C), 纹面
H.3.00.01.80A60003	YT80106A 右三连键	喷漆黑色 (素材: YT80106A右三连键ABS/棕色 (PMS-7532C), 纹面)
H.1.4.01.80A60005	YT80106A右三连键	ABS/棕色 (PMS-7532C), 纹面
H.1.4.01.80A60009	YT80106A装饰片	PC片材, 196.7*111.25*1mm, 丝印两道, 带背胶
H.1.6.04.04000025	脚垫	硅胶, 黑色, $\phi 8$ *2mm, 单面背胶

备注 (比例3: 2)

DC 5V 2A	ACURITE
上壳丝印一道PANTONE COOL GRAY 3 C	后壳丝印一道PANTONE COOL GRAY 3 C
<p>FCC 02047 Model# 02047 CAN RSS-Gen/CNR-Gen FCC ID: RNE02047TX IC: 6608A-02047TX</p> <p>AC/DC input: 100-240v 50-60hz 5v 2A</p> <p>Backup batteries: 3xAAA(4.5V)</p> <p>Qi Wireless Charging Wireless Charging output: 5W MAX</p> <p><b>Designed in the U.S.A. by AcuRite</b> <b>Made in China www.AcuRite.com</b></p>	<p><b>TO SET THE CURRENT TIME:</b> Press and HOLD the  Button. Adjust the current time using the  and  buttons. Press and release the  button again to save your adjustment and move on to the next setting.</p> <p><b>TO SET THE ALARM TIME:</b> Press and HOLD the  Button. Adjust the alarm time using the  and  buttons. Press and release the  button again to save your alarm time setting and move on to the next setting.</p> <p><b>TO TURN THE ALARM ON or OFF:</b> Press and RELEASE the  Button to turn the ALARM ON or OFF.</p> <p>This device complies with part 15/18 of the FCC Rules. Operation is subject to the following two conditions- (1) This device may not cause harmful interference, and (2) this device must accept any interference received, including interference that may cause undesired operation.</p>
下壳丝印一道PANTONE COOL GRAY 3 C	下壳丝印一道PANTONE COOL GRAY 3 C



试产用



型号	YT80106A	设计制作	经理核准	结构核准	电子核准	业务核准	日期	版本	页码
物料代码	H.4.00.80A600000 H.4.00.80A600001	严维进					2022/7/27		

Label Location

