

SAR TEST DATA – 5.8GHz

EUT:	SKL21-SDS	Work Order:	INTE5597
Customer:	Intel Corporation	Job Site:	EV08
Attendees:	None	Customer Project:	None

TEST SPECIFICATIONS

Specification:	Method:
FCC 15.247:2015 FCC 2.1093:2015	FCC KDB 248227 D01 V02r01 FCC KDB 447498 D01 v05r02 FCC KDB 616217 D04 v01r01 FCC KDB 865664 D01 v01r03 FCC KDB 865664 D02 v01r01 IEEE Std 1528:2013

COMMENTS

None

DEVIATIONS FROM TEST STANDARD

None

RESULTS

Frequency Band	Transmit Frequency (MHz)	Transmit Channel	Data Rate (Mbps)	Channel Bandwidth (MHz)	Antenna Port	Mode	EUT Position	Power Drift During Test (dB)	Measured 1g SAR Level (mW/g)	Measured 10g SAR Level (mW/g)	Rated Power	Scaling Factor	Reported 1g SAR Level (mW/g)	Reported 10g SAR Level (mW/g)	Test Number
5.8	5825	165	6 Mbit	20	A	Tablet	Left	0.89	0.72	0.21	10.5	0.49	0.35	0.10	173
5.8	5825	165	6 Mbit	20	A	Tablet	Back	-0.15	0.92	0.26	10.5	0.49	0.45	0.13	174
5.8	5745	149	6 Mbit	20	A	Tablet	Back	-0.06	0.84	0.24	10.5	0.56	0.47	0.13	174a
5.8	5785	157	6 Mbit	20	A	Tablet	Back	-0.02	0.88	0.26	10.5	0.56	0.49	0.15	174b
5.8	5825	165	6 Mbit	20	A	Thick Tablet	Left	0.12	0.51	0.16	10.5	0.49	0.25	0.08	175
5.8	5825	165	6 Mbit	20	A	Thick Tablet	Back	0.11	0.20	0.14	10.5	0.49	0.10	0.07	176
5.8	5795	157/161	MCSO ac	40	A	Tablet	Left	-0.96	0.61	0.17	10.5	0.54	0.33	0.09	177
5.8	5795	157/161	MCSO ac	40	A	Tablet	Back	0.03	0.77	0.24	10.5	0.54	0.41	0.13	178
5.8	5795	157/161	MCSO ac	40	A	Thick Tablet	Left	0.22	0.44	0.12	10.5	0.54	0.24	0.06	179
5.8	5795	157/161	MCSO ac	40	A	Thick Tablet	Back	0.15	0.18	0.13	10.5	0.54	0.10	0.07	180
5.8	5775	155	MCSO	80	A	Tablet	Left	-0.48	0.72	0.19	10.5	0.48	0.34	0.09	181
5.8	5775	155	MCSO	80	A	Tablet	Back	-0.01	0.90	0.27	10.5	0.48	0.43	0.13	182
5.8	5775	155	MCSO	80	A	Thick Tablet	Left	1.61	0.42	0.11	10.5	0.48	0.20	0.05	183
5.8	5775	155	MCSO	80	A	Thick Tablet	Back	0.40	0.19	0.14	10.5	0.48	0.09	0.07	184
5.8	5805	161	6 MBit	20	B	Tablet	Right	0.46	0.40	0.12	12.0	0.30	0.12	0.04	185
5.8	5805	161	6 MBit	20	B	Tablet	Back	0.12	1.47	0.53	12.0	0.30	0.43	0.16	186
5.8	5745	149	6 Mbit	20	B	Tablet	Back	0.60	1.49	0.55	12.0	0.51	0.76	0.28	186a
5.8	5785	157	6 Mbit	20	B	Tablet	Back	0.41	1.46	0.53	12.0	0.30	0.44	0.16	186b
5.8	5745	157	6 Mbit	20	B	Tablet	Back	0.21	1.37	0.48	12.0	0.30	0.41	0.14	186h
5.8	5745	157	6 Mbit	20	B	Tablet	Back	0.25	1.32	0.50	12.0	0.30	0.40	0.15	186i
5.8	5805	161	6 MBit	20	B	Thick Tablet	Right	0.13	0.43	0.14	12.0	0.30	0.13	0.04	187
5.8	5805	161	6 MBit	20	B	Thick Tablet	Back	-1.95	0.34	0.20	12.0	0.30	0.10	0.06	188
5.8	5795	157/161	MCSO ac	40	B	Tablet	Right	0.17	0.33	0.10	12.0	0.30	0.10	0.03	189
5.8	5795	157/161	MCSO ac	40	B	Tablet	Back	0.29	1.27	0.47	12.0	0.30	0.38	0.14	190
5.8	5755	149/153	MCSO ac	40	B	Tablet	Back	0.34	1.45	0.53	12.0	0.35	0.50	0.18	190a
5.8	5795	157/161	MCSO ac	40	B	Thick Tablet	Right	-0.13	0.42	0.15	12.0	0.30	0.13	0.05	191
5.8	5795	157/161	MCSO ac	40	B	Thick Tablet	Back	1.53	0.31	0.19	12.0	0.30	0.09	0.06	192
5.8	5775	155	MCSO ac	80	B	Tablet	Right	0.06	0.36	0.12	12.0	0.32	0.11	0.04	193
5.8	5775	155	MCSO ac	80	B	Tablet	Back	0.37	1.43	0.53	12.0	0.32	0.45	0.17	194
5.8	5775	155	MCSO ac	80	B	Thick Tablet	Right	-0.10	0.40	0.13	12.0	0.32	0.13	0.04	195
5.8	5775	155	MCSO ac	80	B	Thick Tablet	Back	0.43	0.23	0.15	12.0	0.32	0.07	0.05	196

SAR TEST DATA – 5.8GHz

Tested By:	Luke Richardson and Ethan Schoonover	Room Temperature (°C):	23.4
Date:	7/10/2015	Liquid Temperature (°C):	21.1
Serial Number:	IASY515S0018	Humidity (%RH):	47.2
Configuration:	INTE5597-2	Bar. Pressure (mb):	1011.5
Comments:	Final Power Setting: 10.5		

Test 173

DUT: SKL21-SDS; Type: Tablet/ Computer; Serial: IASY515S0018

Communication System: UID 0, CW (0); Communication System Band: D5GHz (5000.0 - 6000.0 MHz);

Frequency: 5825 MHz; Communication System PAR: 0 dB; PMF: 1

Medium parameters used: $f = 5825$ MHz; $\sigma = 6.153$ S/m; $\epsilon_r = 47.835$; $\rho = 1000$ kg/m³, Medium parameters used: $\sigma = 0$ S/m, $\epsilon_r = 1$; $\rho = 1000$ kg/m³

Phantom section: Flat Section

Measurement Standard: DASY5 (IEEE/IEC/ANSI C63.19-2007)

DASY Configuration:

- DASY52 52.8.8(1222); SEMCAD X 14.6.10(7331)

Body/Body/Zoom Scan (8x8x12)/Cube 0: Measurement grid: dx=4mm, dy=4mm, dz=2mm

Reference Value = 3.746 V/m; Power Drift = 0.89 dB

Peak SAR (extrapolated) = 3.48 W/kg

SAR(1 g) = 0.717 W/kg; SAR(10 g) = 0.206 W/kg

Maximum value of SAR (measured) = 1.47 W/kg

Body/Body/Reference scan (31x41x1): Interpolated grid: dx=3.000 mm, dy=3.000 mm

Maximum value of SAR (interpolated) = 0.149 W/kg



Body/Body/Z Scan (1x1x21): Measurement grid: dx=20mm, dy=20mm, dz=5mm

Maximum value of Total (measured) = 2.837 V/m

Body/Body/Area scan (51x51x1): Interpolated grid: dx=1.000 mm, dy=1.000 mm

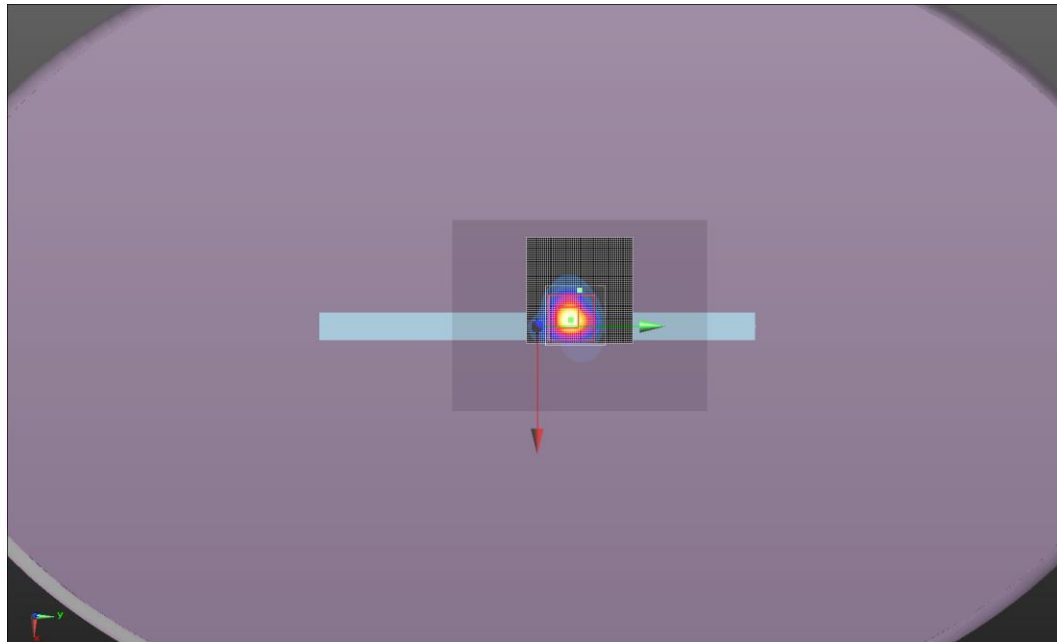
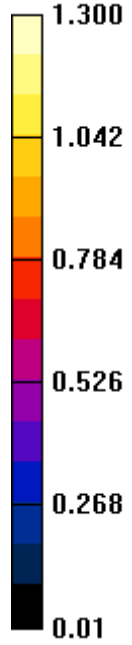
Maximum value of SAR (interpolated) = 1.54 W/kg

Maximum value of SAR (measured) = 0.0495 W/kg

 
Approved By

SAR TEST DATA – 5.8GHz

Test 173
W/kg



SAR TEST DATA – 5.8GHz

Tested By:	Luke Richardson and Ethan Schoonover	Room Temperature (°C):	23.8
Date:	7/1/2015	Liquid Temperature (°C):	22.4
Serial Number:	IASY515S0018	Humidity (%RH):	44.8
Configuration:	INTE5597-2	Bar. Pressure (mb):	1015.7
Comments:	Final Power Setting: 10.5		

Test 174

DUT: SKL21-SDS; Type: Tablet/ Computer; Serial: IASY515S0018

Communication System: UID 0, CW (0); Communication System Band: D5GHz (5000.0 - 6000.0 MHz);

Frequency: 5825 MHz; Communication System PAR: 0 dB; PMF: 1

Medium parameters used: $f = 5825$ MHz; $\sigma = 5.804$ S/m; $\epsilon_r = 46.799$; $\rho = 1000$ kg/m³, Medium parameters used: $\sigma = 0$ S/m, $\epsilon_r = 1$; $\rho = 1000$ kg/m³

Phantom section: Flat Section

Measurement Standard: DASYS (IEEE/IEC/ANSI C63.19-2007)

DASY Configuration:

- DASYS2 52.8.8(1222); SEMCAD X 14.6.10(7331)

Body/Body/Zoom Scan (9x9x12)/Cube 0: Measurement grid: dx=4mm, dy=4mm, dz=2mm

Reference Value = 15.87 V/m; Power Drift = -0.15 dB

Peak SAR (extrapolated) = 5.50 W/kg

SAR(1 g) = 0.923 W/kg; SAR(10 g) = 0.264 W/kg

Maximum value of SAR (measured) = 2.05 W/kg

Body/Body/Reference scan (31x31x1): Interpolated grid: dx=3.000 mm, dy=3.000 mm

Maximum value of SAR (interpolated) = 0.870 W/kg



Body/Body/Z Scan (1x1x21): Measurement grid: dx=20mm, dy=20mm, dz=5mm

Maximum value of Total (measured) = 7.455 V/m

Body/Body/Area scan (51x51x1): Interpolated grid: dx=1.000 mm, dy=1.000 mm

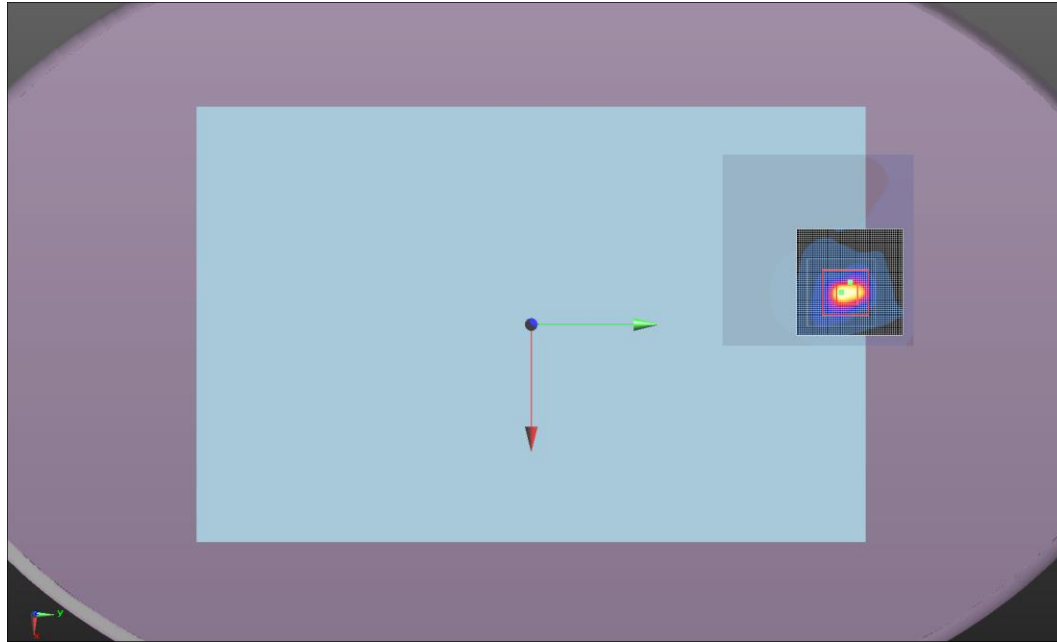
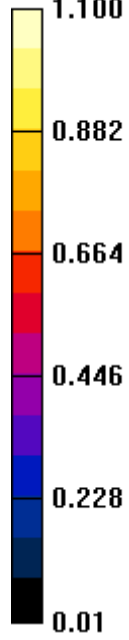
Maximum value of SAR (interpolated) = 1.25 W/kg

Maximum value of SAR (measured) = 0.323 W/kg

 
Approved By

SAR TEST DATA – 5.8GHz

Test 174
W/kg



SAR TEST DATA – 5.8GHz

Tested By:	Luke Richardson and Ethan Schoonover	Room Temperature (°C):	23.8
Date:	7/1/2015	Liquid Temperature (°C):	22.4
Serial Number:	IASY515S0018	Humidity (%RH):	43.5
Configuration:	INTE5597-2	Bar. Pressure (mb):	1015.8
Comments:	Final Power Setting: 10.5		

Test 174a

DUT: SKL21-SDS; Type: Tablet/ Computer; Serial: IASY515S0018

Communication System: UID 0, CW (0); Communication System Band: D5GHz (5000.0 - 6000.0 MHz);

Frequency: 5745 MHz; Communication System PAR: 0 dB; PMF: 1

Medium parameters used (interpolated): $f = 5745$ MHz; $\sigma = 5.874$ S/m; $\epsilon_r = 46.817$; $\rho = 1000$ kg/m³, Medium parameters used: $\sigma = 0$ S/m, $\epsilon_r = 1$; $\rho = 1000$ kg/m³

Phantom section: Flat Section

Measurement Standard: DASYS5 (IEEE/IEC/ANSI C63.19-2007)

DASY Configuration:

- DASYS52 52.8.8(1222); SEMCAD X 14.6.10(7331)

Body/Body/Zoom Scan (9x9x12)/Cube 0: Measurement grid: dx=4mm, dy=4mm, dz=2mm

Reference Value = 14.95 V/m; Power Drift = -0.06 dB

Peak SAR (extrapolated) = 4.63 W/kg

SAR(1 g) = 0.836 W/kg; SAR(10 g) = 0.242 W/kg

[Info: Interpolated medium parameters used for SAR evaluation.](#)

Maximum value of SAR (measured) = 1.86 W/kg

Body/Body/Reference scan (31x31x1): Interpolated grid: dx=3.000 mm, dy=3.000 mm

[Info: Interpolated medium parameters used for SAR evaluation.](#)

Maximum value of SAR (interpolated) = 0.815 W/kg

Body/Body/Z Scan (1x1x21): Measurement grid: dx=20mm, dy=20mm, dz=5mm

[Info: Interpolated medium parameters used for SAR evaluation.](#)

Maximum value of Total (measured) = 7.226 V/m

Body/Body/Area scan (51x51x1): Interpolated grid: dx=1.000 mm, dy=1.000 mm

[Info: Interpolated medium parameters used for SAR evaluation.](#)

Maximum value of SAR (interpolated) = 1.14 W/kg


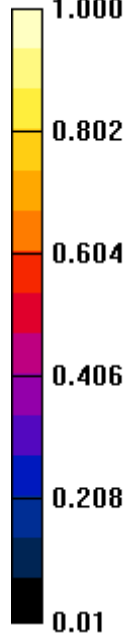
Maximum value of SAR (measured) = 0.307 W/kg



Approved By

SAR TEST DATA – 5.8GHz

Test 174a
W/kg



SAR TEST DATA – 5.8GHz

Tested By:	Luke Richardson and Ethan Schoonover	Room Temperature (°C):	23.3
Date:	7/1/2015	Liquid Temperature (°C):	22.3
Serial Number:	IASY515S0018	Humidity (%RH):	42.5
Configuration:	INTE5597-2	Bar. Pressure (mb):	1015.8
Comments:	Final Power Setting: 10.5		

Test 174b

DUT: SKL21-SDS; Type: Tablet/ Computer; Serial: IASY515S0018

Communication System: UID 0, CW (0); Communication System Band: D5GHz (5000.0 - 6000.0 MHz);

Frequency: 5785 MHz; Communication System PAR: 0 dB; PMF: 1

Medium parameters used (interpolated): $f = 5785$ MHz; $\sigma = 5.83$ S/m; $\epsilon_r = 46.844$; $\rho = 1000$ kg/m³, Medium parameters used: $\sigma = 0$ S/m, $\epsilon_r = 1$; $\rho = 1000$ kg/m³

Phantom section: Flat Section

Measurement Standard: DASYS5 (IEEE/IEC/ANSI C63.19-2007)

DASY Configuration:

- DASYS52 52.8.8(1222); SEMCAD X 14.6.10(7331)

Body/Body/Zoom Scan (9x9x12)/Cube 0: Measurement grid: dx=4mm, dy=4mm, dz=2mm

Reference Value = 15.18 V/m; Power Drift = -0.02 dB

Peak SAR (extrapolated) = 5.01 W/kg

SAR(1 g) = 0.885 W/kg; SAR(10 g) = 0.264 W/kg

[Info: Interpolated medium parameters used for SAR evaluation.](#)

Maximum value of SAR (measured) = 1.95 W/kg

Body/Body/Reference scan (31x31x1): Interpolated grid: dx=3.000 mm, dy=3.000 mm

[Info: Interpolated medium parameters used for SAR evaluation.](#)

Maximum value of SAR (interpolated) = 0.849 W/kg

Body/Body/Z Scan (1x1x21): Measurement grid: dx=20mm, dy=20mm, dz=5mm

[Info: Interpolated medium parameters used for SAR evaluation.](#)



Maximum value of Total (measured) = 7.408 V/m

Body/Body/Area scan (51x51x1): Interpolated grid: dx=1.000 mm, dy=1.000 mm

[Info: Interpolated medium parameters used for SAR evaluation.](#)

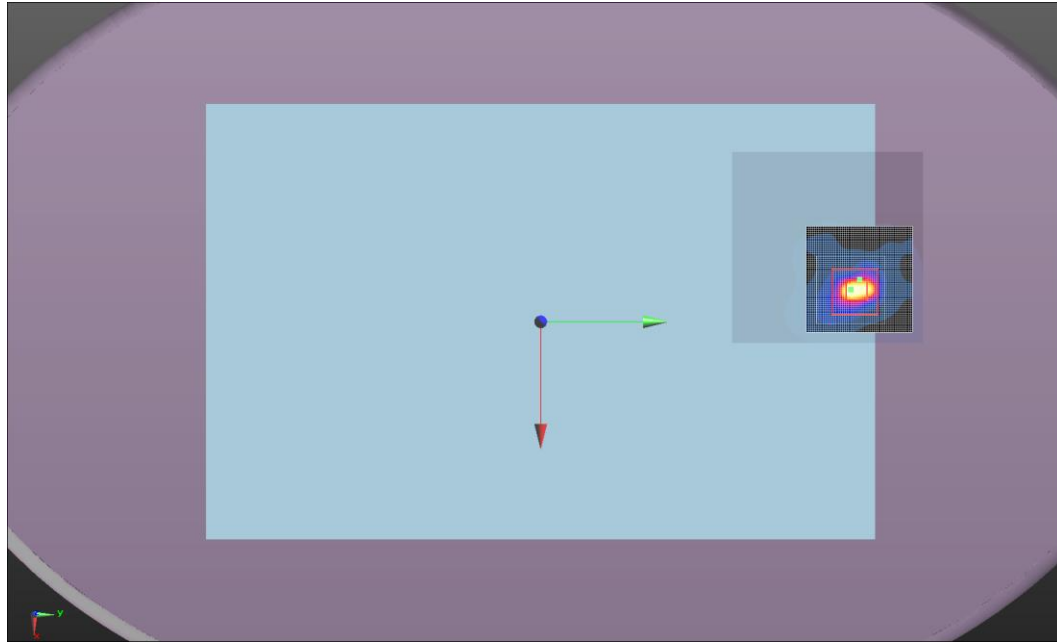
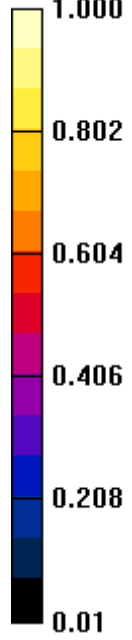
Maximum value of SAR (interpolated) = 1.17 W/kg

Maximum value of SAR (measured) = 0.320 W/kg

 
Approved By

SAR TEST DATA – 5.8GHz

Test 174b
W/kg



SAR TEST DATA – 5.8GHz

Tested By:	Carl Engholm	Room Temperature (°C):	22.7
Date:	7/9/2015	Liquid Temperature (°C):	20.6
Serial Number:	IASY515S0018	Humidity (%RH):	53
Configuration:	INTE5597-3	Bar. Pressure (mb):	1005
Comments:	Final Power Setting: 10.5		

Test 175

DUT: SKL21-SDS; Type: Tablet/ Computer; Serial: IASY515S0018

Communication System: UID 0, CW (0); Communication System Band: D5GHz (5000.0 - 6000.0 MHz);

Frequency: 5825 MHz; Communication System PAR: 0 dB; PMF: 1

Medium parameters used: $f = 5825$ MHz; $\sigma = 6.153$ S/m; $\epsilon_r = 47.835$; $\rho = 1000$ kg/m³, Medium parameters used: $\sigma = 0$ S/m, $\epsilon_r = 1$; $\rho = 1000$ kg/m³

Phantom section: Flat Section

Measurement Standard: DASYS5 (IEEE/IEC/ANSI C63.19-2007)

DASY Configuration:

- DASYS2 52.8.8(1222); SEMCAD X 14.6.10(7331)

Body/Body/Zoom Scan (8x8x12)/Cube 0: Measurement grid: dx=4mm, dy=4mm, dz=2mm

Reference Value = 11.46 V/m; Power Drift = 0.12 dB

Peak SAR (extrapolated) = 2.46 W/kg

SAR(1 g) = 0.510 W/kg; SAR(10 g) = 0.159 W/kg

Maximum value of SAR (measured) = 1.02 W/kg

Body/Body/Reference scan (31x41x1): Interpolated grid: dx=3.000 mm, dy=3.000 mm

Maximum value of SAR (interpolated) = 0.0991 W/kg

Body/Body/Z Scan (1x1x21): Measurement grid: dx=20mm, dy=20mm, dz=5mm

Maximum value of Total (measured) = 4.966 V/m

Body/Body/Area scan (51x51x1): Interpolated grid: dx=1.000 mm, dy=1.000 mm

Maximum value of SAR (interpolated) = 1.04 W/kg

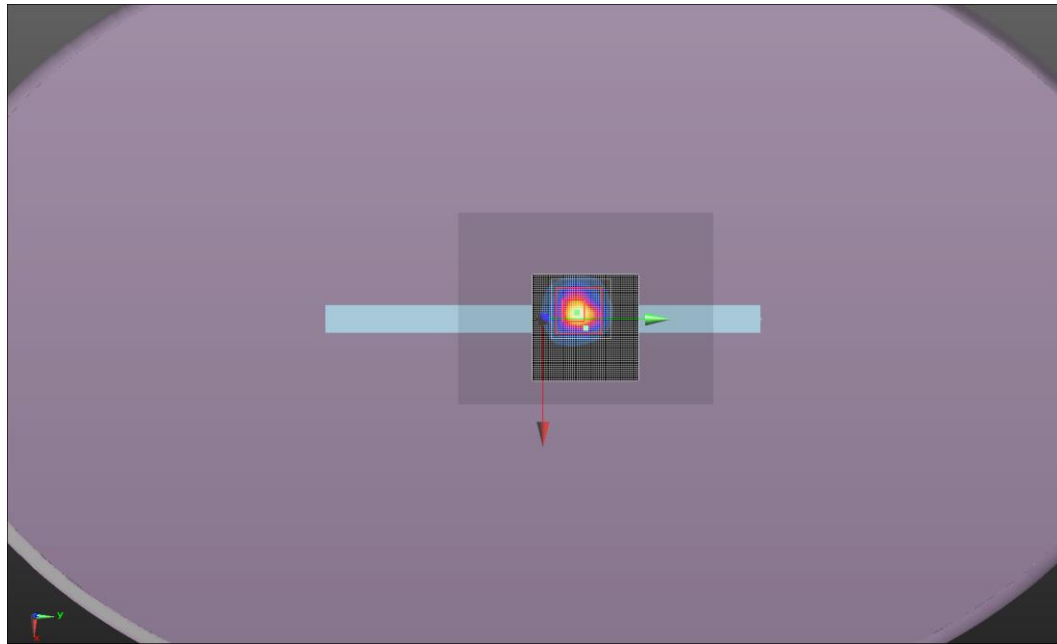
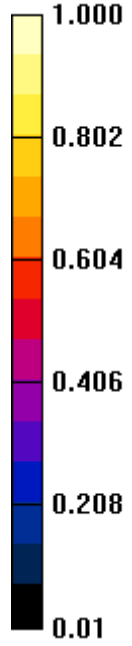
Maximum value of SAR (measured) = 0.152 W/kg



Approved By

SAR TEST DATA – 5.8GHz

Test 175
W/kg



SAR TEST DATA – 5.8GHz

Tested By:	Carl Engholm	Room Temperature (°C):	23.8
Date:	7/10/2015	Liquid Temperature (°C):	21.2
Serial Number:	IASY515S0018	Humidity (%RH):	41
Configuration:	INTE5597-1	Bar. Pressure (mb):	1011
Comments:	Final Power Setting: 10.5		

Test 176

DUT: SKL21-SDS; Type: Tablet/ Computer; Serial: IASY515S0018

Communication System: UID 0, CW (0); Communication System Band: D5GHz (5000.0 - 6000.0 MHz);

Frequency: 5825 MHz; Communication System PAR: 0 dB; PMF: 1

Medium parameters used: $f = 5825$ MHz; $\sigma = 6.153$ S/m; $\epsilon_r = 47.835$; $\rho = 1000$ kg/m³, Medium parameters used: $\sigma = 0$ S/m, $\epsilon_r = 1$; $\rho = 1000$ kg/m³

Phantom section: Flat Section

Measurement Standard: DASYS5 (IEEE/IEC/ANSI C63.19-2007)

DASY Configuration:

- DASYS2 52.8.8(1222); SEMCAD X 14.6.10(7331)

Body/Body/Zoom Scan (8x8x12)/Cube 0: Measurement grid: dx=4mm, dy=4mm, dz=2mm

Reference Value = 6.427 V/m; Power Drift = 0.11 dB

Peak SAR (extrapolated) = 0.505 W/kg

SAR(1 g) = 0.200 W/kg; SAR(10 g) = 0.143 W/kg

Maximum value of SAR (measured) = 0.279 W/kg

Body/Body/Area scan 2 (51x51x1): Interpolated grid: dx=1.000 mm, dy=1.000 mm

Maximum value of SAR (interpolated) = 0.287 W/kg

Body/Body/Reference scan (31x31x1): Interpolated grid: dx=3.000 mm, dy=3.000 mm

Maximum value of SAR (interpolated) = 0.113 W/kg

Body/Body/Z Scan (1x1x21): Measurement grid: dx=20mm, dy=20mm, dz=5mm

Maximum value of Total (measured) = 5.310 V/m

Body/Body/Area scan (51x51x1): Interpolated grid: dx=1.000 mm, dy=1.000 mm

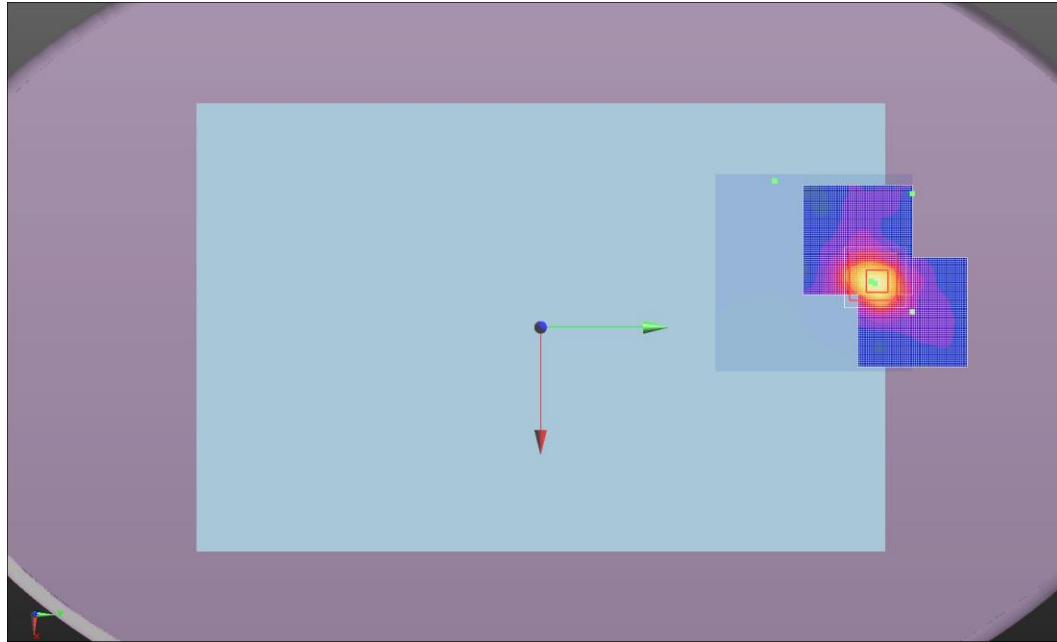
Maximum value of SAR (interpolated) = 0.284 W/kg

Maximum value of SAR (measured) = 0.173 W/kg



Approved By

SAR TEST DATA – 5.8GHz



SAR TEST DATA – 5.8GHz

Tested By:	Luke Richardson and Ethan Schoonover	Room Temperature (°C):	23.5
Date:	7/10/2015	Liquid Temperature (°C):	21.2
Serial Number:	IASY515S0018	Humidity (%RH):	46.4
Configuration:	INTE5597-2	Bar. Pressure (mb):	1011.5
Comments:	Final Power Setting: 10.5		

Test 177

DUT: SKL21-SDS; Type: Tablet/ Computer; Serial: IASY515S0018

Communication System: UID 0, CW (0); Communication System Band: D5GHz (5000.0 - 6000.0 MHz);

Frequency: 5795 MHz; Communication System PAR: 0 dB; PMF: 1

Medium parameters used (interpolated): $f = 5795$ MHz; $\sigma = 6.178$ S/m; $\epsilon_r = 48.011$; $\rho = 1000$ kg/m³, Medium parameters used: $\sigma = 0$ S/m, $\epsilon_r = 1$; $\rho = 1000$ kg/m³

Phantom section: Flat Section

Measurement Standard: DASYS (IEEE/IEC/ANSI C63.19-2007)

DASY Configuration:

- DASYS 52.8.8(1222); SEMCAD X 14.6.10(7331)

Body/Body/Zoom Scan (8x8x12)/Cube 0: Measurement grid: dx=4mm, dy=4mm, dz=2mm

Reference Value = 2.481 V/m; Power Drift = -0.96 dB

Peak SAR (extrapolated) = 3.04 W/kg

SAR(1 g) = 0.610 W/kg; SAR(10 g) = 0.169 W/kg

[Info: Interpolated medium parameters used for SAR evaluation.](#)

Maximum value of SAR (measured) = 1.26 W/kg

Body/Body/Reference scan (31x41x1): Interpolated grid: dx=3.000 mm, dy=3.000 mm

[Info: Interpolated medium parameters used for SAR evaluation.](#)

Maximum value of SAR (interpolated) = 0.143 W/kg

Body/Body/Z Scan (1x1x21): Measurement grid: dx=20mm, dy=20mm, dz=5mm

[Info: Interpolated medium parameters used for SAR evaluation.](#)



Maximum value of Total (measured) = 2.353 V/m

Body/Body/Area scan (51x51x1): Interpolated grid: dx=1.000 mm, dy=1.000 mm

[Info: Interpolated medium parameters used for SAR evaluation.](#)


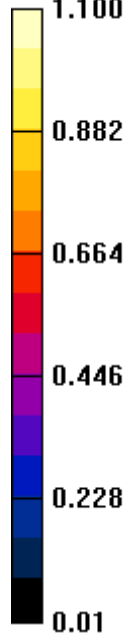
Maximum value of SAR (interpolated) = 1.08 W/kg

Maximum value of SAR (measured) = 0.0342 W/kg

 
Approved By

SAR TEST DATA – 5.8GHz

Test 177
W/kg



SAR TEST DATA – 5.8GHz

Tested By:	Luke Richardson and Ethan Schoonover	Room Temperature (°C):	23.3
Date:	7/1/2015	Liquid Temperature (°C):	22.3
Serial Number:	IASY515S0018	Humidity (%RH):	42.9
Configuration:	INTE5597-2	Bar. Pressure (mb):	1015.6
Comments:	Final Power Setting: 10.5		

Test 178

DUT: SKL21-SDS; Type: Tablet/ Computer; Serial: IASY515S0018

Communication System: UID 0, CW (0); Communication System Band: D5GHz (5000.0 - 6000.0 MHz);

Frequency: 5795 MHz; Communication System PAR: 0 dB; PMF: 1

Medium parameters used (interpolated): $f = 5795$ MHz; $\sigma = 5.818$ S/m; $\epsilon_r = 46.823$; $\rho = 1000$ kg/m³, Medium parameters used: $\sigma = 0$ S/m, $\epsilon_r = 1$; $\rho = 1000$ kg/m³

Phantom section: Flat Section

Measurement Standard: DASYS (IEEE/IEC/ANSI C63.19-2007)

DASY Configuration:

- DASYS2 52.8.8(1222); SEMCAD X 14.6.10(7331)

Body/Body/Zoom Scan (9x9x12)/Cube 0: Measurement grid: dx=4mm, dy=4mm, dz=2mm

Reference Value = 14.19 V/m; Power Drift = 0.03 dB

Peak SAR (extrapolated) = 4.25 W/kg

SAR(1 g) = 0.767 W/kg; SAR(10 g) = 0.241 W/kg

[Info: Interpolated medium parameters used for SAR evaluation.](#)

Maximum value of SAR (measured) = 1.69 W/kg

Body/Body/Reference scan (31x31x1): Interpolated grid: dx=3.000 mm, dy=3.000 mm

[Info: Interpolated medium parameters used for SAR evaluation.](#)

Maximum value of SAR (interpolated) = 0.725 W/kg

Body/Body/Z Scan (1x1x21): Measurement grid: dx=20mm, dy=20mm, dz=5mm

[Info: Interpolated medium parameters used for SAR evaluation.](#)



Maximum value of Total (measured) = 6.834 V/m

Body/Body/Area scan (51x51x1): Interpolated grid: dx=1.000 mm, dy=1.000 mm

[Info: Interpolated medium parameters used for SAR evaluation.](#)

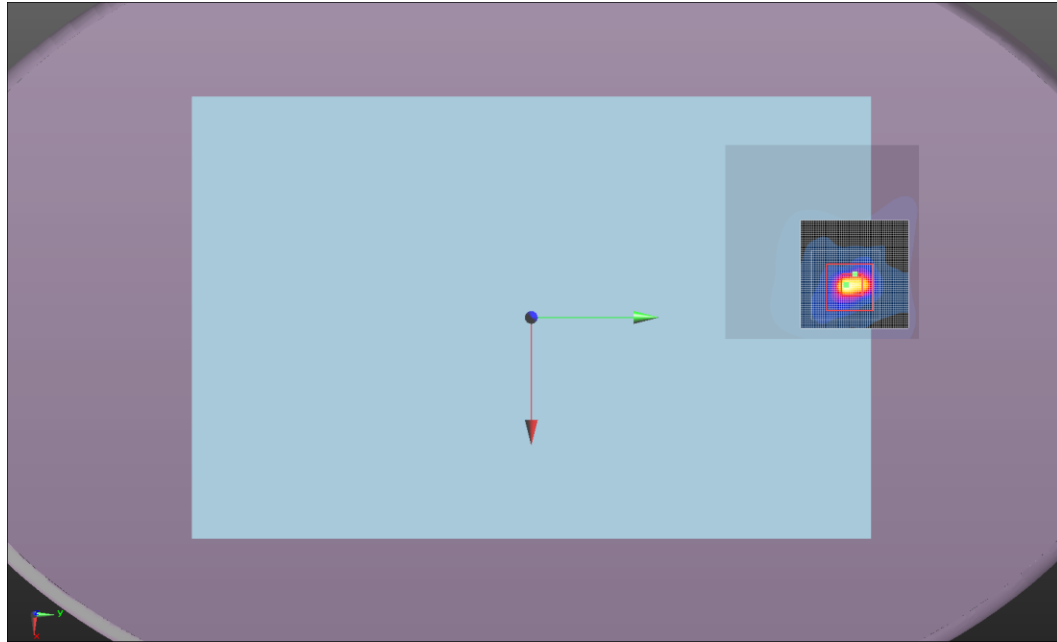
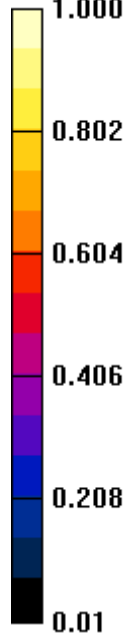
Maximum value of SAR (interpolated) = 1.02 W/kg

Maximum value of SAR (measured) = 0.272 W/kg

 
Approved By

SAR TEST DATA – 5.8GHz

Test 178
W/kg



SAR TEST DATA – 5.8GHz

Tested By:	Luke Richardson and Ethan Schoonover	Room Temperature (°C):	23.8
Date:	7/10/2015	Liquid Temperature (°C):	21.2
Serial Number:	IASY515S0018	Humidity (%RH):	44.4
Configuration:	INTE5597-2	Bar. Pressure (mb):	1011.7
Comments:	Final Power Setting: 10.5		

Test 179

DUT: SKL21-SDS; Type: Tablet/ Computer; Serial: IASY515S0018

Communication System: UID 0, CW (0); Communication System Band: D5GHz (5000.0 - 6000.0 MHz);

Frequency: 5795 MHz; Communication System PAR: 0 dB; PMF: 1

Medium parameters used (interpolated): $f = 5795$ MHz; $\sigma = 6.178$ S/m; $\epsilon_r = 48.011$; $\rho = 1000$ kg/m³, Medium parameters used: $\sigma = 0$ S/m, $\epsilon_r = 1$; $\rho = 1000$ kg/m³

Phantom section: Flat Section

Measurement Standard: DASYS (IEEE/IEC/ANSI C63.19-2007)

DASY Configuration:

- DASYS 52.8.8(1222); SEMCAD X 14.6.10(7331)

Body/Body/Zoom Scan (9x9x12)/Cube 0: Measurement grid: dx=4mm, dy=4mm, dz=2mm

Reference Value = 2.100 V/m; Power Drift = 0.22 dB

Peak SAR (extrapolated) = 3.69 W/kg

SAR(1 g) = 0.436 W/kg; SAR(10 g) = 0.116 W/kg

[Info: Interpolated medium parameters used for SAR evaluation.](#)

Maximum value of SAR (measured) = 0.887 W/kg

Body/Body/Reference scan (31x41x1): Interpolated grid: dx=3.000 mm, dy=3.000 mm

[Info: Interpolated medium parameters used for SAR evaluation.](#)

Maximum value of SAR (interpolated) = 0.106 W/kg

Body/Body/Z Scan (1x1x21): Measurement grid: dx=20mm, dy=20mm, dz=5mm

[Info: Interpolated medium parameters used for SAR evaluation.](#)



Maximum value of Total (measured) = 2.539 V/m

Body/Body/Area scan (51x51x1): Interpolated grid: dx=1.000 mm, dy=1.000 mm


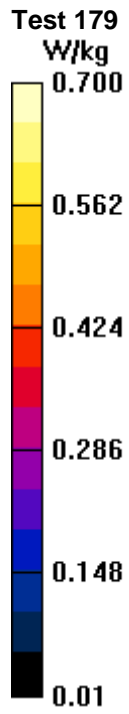
[Info: Interpolated medium parameters used for SAR evaluation.](#)

Maximum value of SAR (interpolated) = 0.934 W/kg

Maximum value of SAR (measured) = 0.0398 W/kg

 
Approved By

SAR TEST DATA – 5.8GHz



SAR TEST DATA – 5.8GHz

Tested By:	Carl Engholm	Room Temperature (°C):	22.4
Date:	7/10/2015	Liquid Temperature (°C):	21.2
Serial Number:	IASY515S0018	Humidity (%RH):	41
Configuration:	INTE5597-1	Bar. Pressure (mb):	1011
Comments:	Final Power Setting: 10.5		

Test 180

DUT: SKL21-SDS; Type: Tablet/ Computer; Serial: IASY515S0018

Communication System: UID 0, CW (0); Communication System Band: D5GHz (5000.0 - 6000.0 MHz);

Frequency: 5795 MHz; Communication System PAR: 0 dB; PMF: 1

Medium parameters used (interpolated): $f = 5795$ MHz; $\sigma = 6.178$ S/m; $\epsilon_r = 48.011$; $\rho = 1000$ kg/m³, Medium parameters used: $\sigma = 0$ S/m, $\epsilon_r = 1$; $\rho = 1000$ kg/m³

Phantom section: Flat Section

Measurement Standard: DASYS5 (IEEE/IEC/ANSI C63.19-2007)

DASY Configuration:

- DASYS52 52.8.8(1222); SEMCAD X 14.6.10(7331)

Body/Body/Zoom Scan (8x8x12)/Cube 0: Measurement grid: dx=4mm, dy=4mm, dz=2mm

Reference Value = 6.114 V/m; Power Drift = 0.15 dB

Peak SAR (extrapolated) = 0.490 W/kg

SAR(1 g) = 0.175 W/kg; SAR(10 g) = 0.133 W/kg

[Info: Interpolated medium parameters used for SAR evaluation.](#)

Maximum value of SAR (measured) = 0.237 W/kg

Body/Body/Reference scan (31x31x1): Interpolated grid: dx=3.000 mm, dy=3.000 mm

[Info: Interpolated medium parameters used for SAR evaluation.](#)

Maximum value of SAR (interpolated) = 0.123 W/kg

Body/Body/Z Scan (1x1x21): Measurement grid: dx=20mm, dy=20mm, dz=5mm

[Info: Interpolated medium parameters used for SAR evaluation.](#)

Maximum value of Total (measured) = 5.682 V/m

Body/Body/Area scan (51x51x1): Interpolated grid: dx=1.000 mm, dy=1.000 mm

[Info: Interpolated medium parameters used for SAR evaluation.](#)

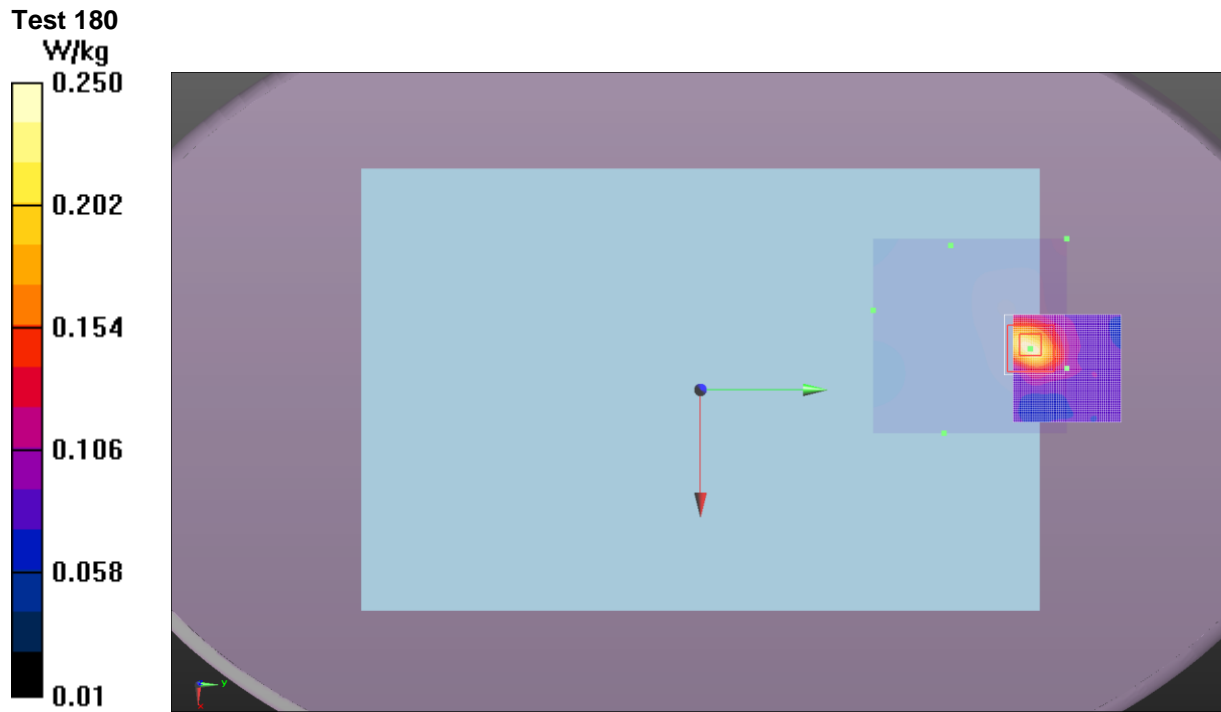
Maximum value of SAR (interpolated) = 0.249 W/kg

Maximum value of SAR (measured) = 0.199 W/kg



Approved By

SAR TEST DATA – 5.8GHz



SAR TEST DATA – 5.8GHz

Tested By:	Luke Richardson and Ethan Schoonover	Room Temperature (°C):	23.3
Date:	7/10/2015	Liquid Temperature (°C):	21
Serial Number:	IASY515S0018	Humidity (%RH):	47.2
Configuration:	INTE5597-2	Bar. Pressure (mb):	1011.5
Comments:	Final Power Setting: 11.0		

Test 181

DUT: SKL21-SDS; Type: Tablet/ Computer; Serial: IASY515S0018

Communication System: UID 0, CW (0); Communication System Band: D5GHz (5000.0 - 6000.0 MHz);

Frequency: 5775 MHz; Communication System PAR: 0 dB; PMF: 1

Medium parameters used: $f = 5775$ MHz; $\sigma = 6.127$ S/m; $\epsilon_r = 48.092$; $\rho = 1000$ kg/m³, Medium parameters used: $\sigma = 0$ S/m, $\epsilon_r = 1$; $\rho = 1000$ kg/m³

Phantom section: Flat Section

Measurement Standard: DASYS (IEEE/IEC/ANSI C63.19-2007)

DASY Configuration:

- DASYS2 52.8.8(1222); SEMCAD X 14.6.10(7331)

Body/Body/Zoom Scan (8x8x12)/Cube 0: Measurement grid: dx=4mm, dy=4mm, dz=2mm

Reference Value = 2.050 V/m; Power Drift = -0.48 dB

Peak SAR (extrapolated) = 3.54 W/kg

SAR(1 g) = 0.719 W/kg; SAR(10 g) = 0.190 W/kg

Maximum value of SAR (measured) = 1.52 W/kg

Body/Body/Reference scan (31x41x1): Interpolated grid: dx=3.000 mm, dy=3.000 mm

Maximum value of SAR (interpolated) = 0.155 W/kg



Body/Body/Z Scan (1x1x21): Measurement grid: dx=20mm, dy=20mm, dz=5mm

Maximum value of Total (measured) = 3.107 V/m


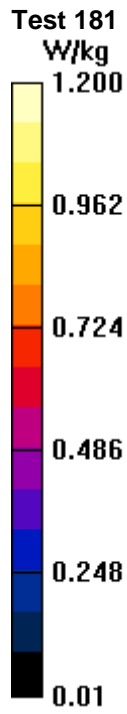
Body/Body/Area scan (51x51x1): Interpolated grid: dx=1.000 mm, dy=1.000 mm

Maximum value of SAR (interpolated) = 1.53 W/kg

Maximum value of SAR (measured) = 0.0592 W/kg

 
Approved By

SAR TEST DATA – 5.8GHz



SAR TEST DATA – 5.8GHz

Tested By:	Luke Richardson and Ethan Schoonover	Room Temperature (°C):	23.2
Date:	7/1/2015	Liquid Temperature (°C):	22.3
Serial Number:	IASY515S0018	Humidity (%RH):	42.7
Configuration:	INTE5597-2	Bar. Pressure (mb):	1015.5
Comments:	Final Power Setting: 11.0		

Test 182

DUT: SKL21-SDS; Type: Tablet/ Computer; Serial: IASY515S0018

Communication System: UID 0, CW (0); Communication System Band: D5GHz (5000.0 - 6000.0 MHz);

Frequency: 5775 MHz; Communication System PAR: 0 dB; PMF: 1

Medium parameters used: $f = 5775$ MHz; $\sigma = 5.842$ S/m; $\epsilon_r = 46.866$; $\rho = 1000$ kg/m³, Medium parameters used: $\sigma = 0$ S/m, $\epsilon_r = 1$; $\rho = 1000$ kg/m³

Phantom section: Flat Section

Measurement Standard: DASYS5 (IEEE/IEC/ANSI C63.19-2007)

DASY Configuration:

- DASYS52 52.8.8(1222); SEMCAD X 14.6.10(7331)

Body/Body/Zoom Scan (9x9x12)/Cube 0: Measurement grid: dx=4mm, dy=4mm, dz=2mm

Reference Value = 15.65 V/m; Power Drift = -0.01 dB

Peak SAR (extrapolated) = 5.06 W/kg

SAR(1 g) = 0.903 W/kg; SAR(10 g) = 0.266 W/kg

Maximum value of SAR (measured) = 2.00 W/kg

Body/Body/Reference scan (31x31x1): Interpolated grid: dx=3.000 mm, dy=3.000 mm

Maximum value of SAR (interpolated) = 0.885 W/kg



Body/Body/Z Scan (1x1x21): Measurement grid: dx=20mm, dy=20mm, dz=5mm

Maximum value of Total (measured) = 7.316 V/m

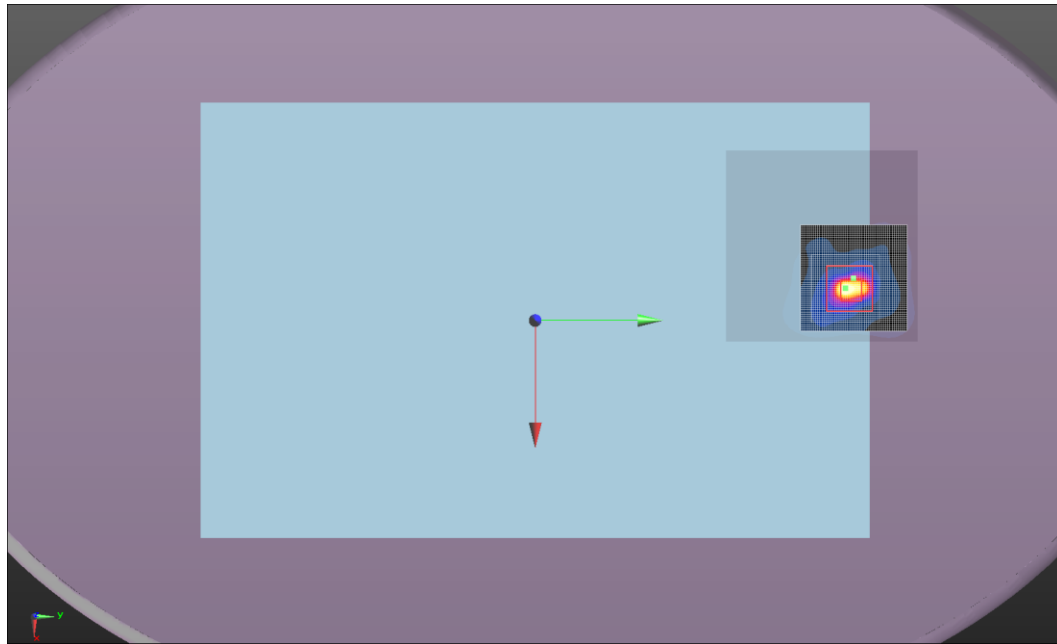
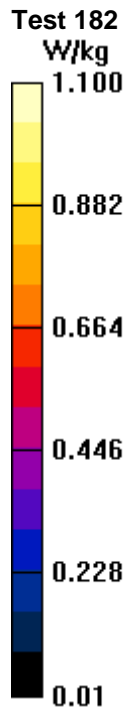
Body/Body/Area scan (51x51x1): Interpolated grid: dx=1.000 mm, dy=1.000 mm

Maximum value of SAR (interpolated) = 1.26 W/kg

Maximum value of SAR (measured) = 0.313 W/kg

 
Approved By

SAR TEST DATA – 5.8GHz



SAR TEST DATA – 5.8GHz

Tested By:	Luke Richardson and Ethan Schoonover	Room Temperature (°C):	23.7
Date:	7/10/2015	Liquid Temperature (°C):	21.1
Serial Number:	IASY515S0018	Humidity (%RH):	45.6
Configuration:	INTE5597-3	Bar. Pressure (mb):	1011.6
Comments:	Final Power Setting: 11.0		

Test 183

DUT: SKL21-SDS; Type: Tablet/ Computer; Serial: IASY515S0018

Communication System: UID 0, CW (0); Communication System Band: D5GHz (5000.0 - 6000.0 MHz);

Frequency: 5775 MHz; Communication System PAR: 0 dB; PMF: 1

Medium parameters used: $f = 5775$ MHz; $\sigma = 6.127$ S/m; $\epsilon_r = 48.092$; $\rho = 1000$ kg/m³, Medium parameters used: $\sigma = 0$ S/m, $\epsilon_r = 1$; $\rho = 1000$ kg/m³

Phantom section: Flat Section

Measurement Standard: DASYS (IEEE/IEC/ANSI C63.19-2007)

DASY Configuration:

- DASYS2 52.8.8(1222); SEMCAD X 14.6.10(7331)

Body/Body/Zoom Scan (8x8x12)/Cube 0: Measurement grid: dx=4mm, dy=4mm, dz=2mm

Reference Value = 1.910 V/m; Power Drift = 1.61 dB

Peak SAR (extrapolated) = 2.53 W/kg

SAR(1 g) = 0.419 W/kg; SAR(10 g) = 0.112 W/kg

Maximum value of SAR (measured) = 0.887 W/kg

Body/Body/Reference scan (31x41x1): Interpolated grid: dx=3.000 mm, dy=3.000 mm

Maximum value of SAR (interpolated) = 0.130 W/kg



Body/Body/Z Scan (1x1x21): Measurement grid: dx=20mm, dy=20mm, dz=5mm

Maximum value of Total (measured) = 2.555 V/m

Body/Body/Area scan (51x51x1): Interpolated grid: dx=1.000 mm, dy=1.000 mm

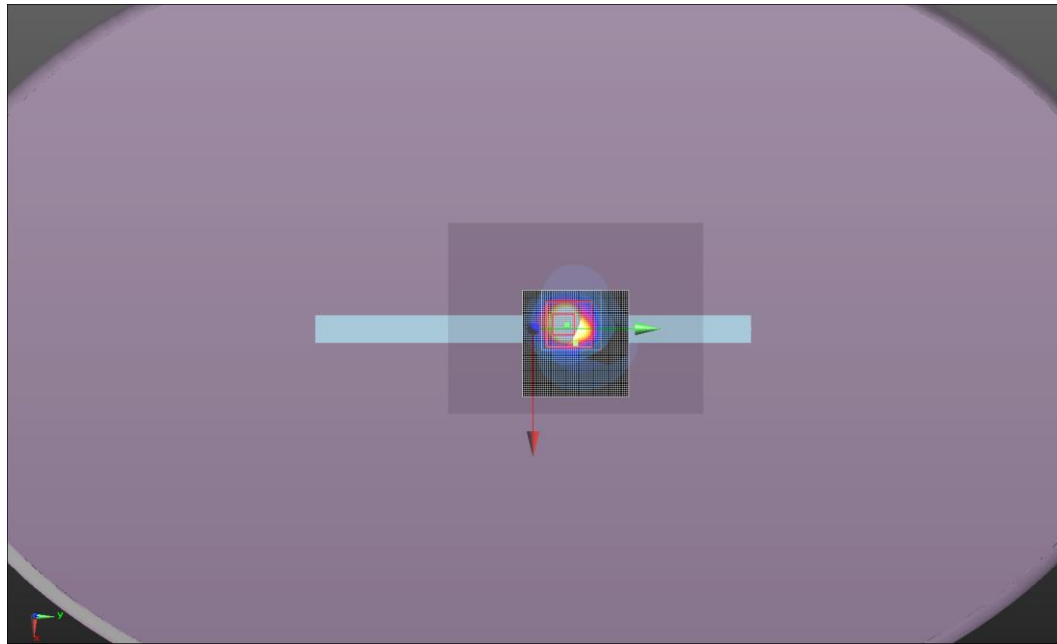
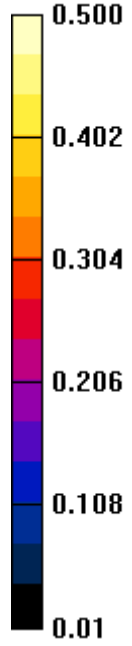
Maximum value of SAR (interpolated) = 0.909 W/kg

Maximum value of SAR (measured) = 0.0400 W/kg

 
Approved By

SAR TEST DATA – 5.8GHz

Test 183
W/kg



SAR TEST DATA – 5.8GHz

Tested By:	Carl Engholm	Room Temperature (°C):	21.7
Date:	7/10/2015	Liquid Temperature (°C):	21.1
Serial Number:	IASY515S0018	Humidity (%RH):	50
Configuration:	INTE5597-1	Bar. Pressure (mb):	1011
Comments:	Final Power Setting: 11.0		

Test 184

DUT: SKL21-SDS; Type: Tablet/ Computer; Serial: IASY515S0018

Communication System: UID 0, CW (0); Communication System Band: D5GHz (5000.0 - 6000.0 MHz);

Frequency: 5775 MHz; Communication System PAR: 0 dB; PMF: 1

Medium parameters used: $f = 5775$ MHz; $\sigma = 6.127$ S/m; $\epsilon_r = 48.092$; $\rho = 1000$ kg/m³, Medium parameters used: $\sigma = 0$ S/m, $\epsilon_r = 1$; $\rho = 1000$ kg/m³

Phantom section: Flat Section

Measurement Standard: DASYS (IEEE/IEC/ANSI C63.19-2007)

DASY Configuration:

- DASYS2 52.8.8(1222); SEMCAD X 14.6.10(7331)

Body/Body/Zoom Scan (9x9x12)/Cube 0: Measurement grid: dx=4mm, dy=4mm, dz=2mm

Reference Value = 6.515 V/m; Power Drift = 0.40 dB

Peak SAR (extrapolated) = 0.720 W/kg

SAR(1 g) = 0.194 W/kg; SAR(10 g) = 0.139 W/kg

Maximum value of SAR (measured) = 0.270 W/kg

Body/Body/Reference scan (31x31x1): Interpolated grid: dx=3.000 mm, dy=3.000 mm

Maximum value of SAR (interpolated) = 0.151 W/kg

Body/Body/Z Scan (1x1x21): Measurement grid: dx=20mm, dy=20mm, dz=5mm

Maximum value of Total (measured) = 5.786 V/m

Body/Body/Area scan (51x51x1): Interpolated grid: dx=1.000 mm, dy=1.000 mm

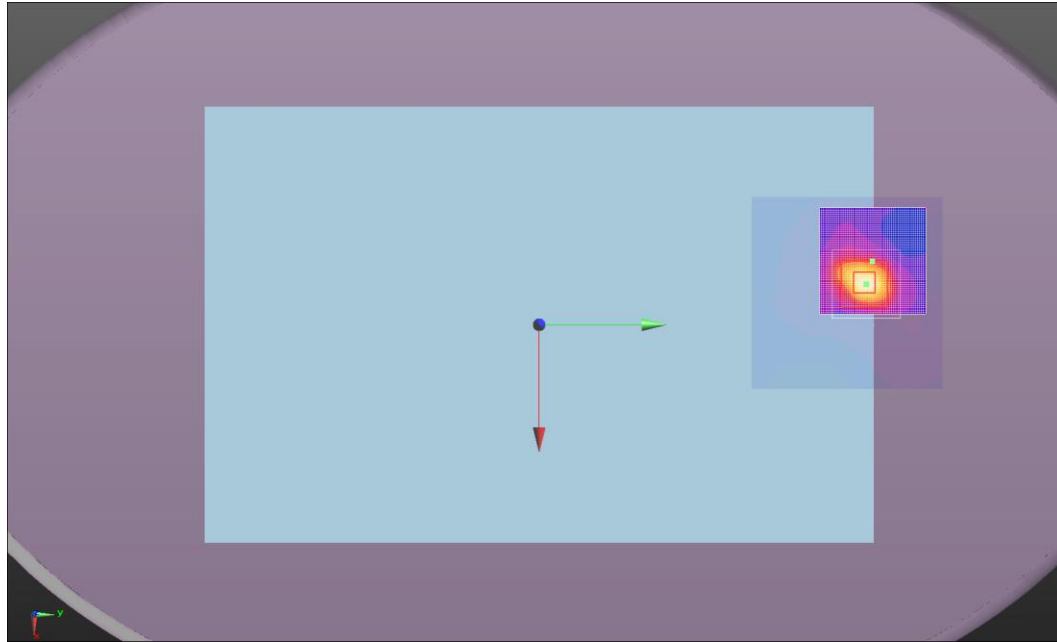
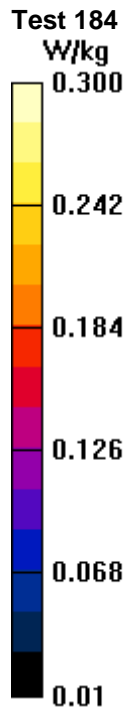
Maximum value of SAR (interpolated) = 0.306 W/kg

Maximum value of SAR (measured) = 0.205 W/kg



Approved By

SAR TEST DATA – 5.8GHz



SAR TEST DATA – 5.8GHz

Tested By:	Luke Richardson and Ethan Schoonover	Room Temperature (°C):	23.8
Date:	7/10/2015	Liquid Temperature (°C):	21.2
Serial Number:	IASY515S0018	Humidity (%RH):	43.9
Configuration:	INTE5597-4	Bar. Pressure (mb):	1011.6
Comments:	Final Power Setting: 14.0		

Test 185

DUT: SKL21-SDS; Type: Tablet/ Computer; Serial: IASY515S0018

Communication System: UID 0, CW (0); Communication System Band: D5GHz (5000.0 - 6000.0 MHz);

Frequency: 5805 MHz; Communication System PAR: 0 dB; PMF: 1

Medium parameters used (interpolated): $f = 5805$ MHz; $\sigma = 6.184$ S/m; $\epsilon_r = 47.96$; $\rho = 1000$ kg/m³, Medium parameters used: $\sigma = 0$ S/m, $\epsilon_r = 1$; $\rho = 1000$ kg/m³

Phantom section: Flat Section

Measurement Standard: DASYS (IEEE/IEC/ANSI C63.19-2007)

DASY Configuration:

- DASYS2 52.8.8(1222); SEMCAD X 14.6.10(7331)

Body/Body/Zoom Scan (9x10x12)/Cube 0: Measurement grid: dx=4mm, dy=4mm, dz=2mm

Reference Value = 9.736 V/m; Power Drift = 0.46 dB

Peak SAR (extrapolated) = 2.05 W/kg

SAR(1 g) = 0.404 W/kg; SAR(10 g) = 0.125 W/kg

[Info: Interpolated medium parameters used for SAR evaluation.](#)

Maximum value of SAR (measured) = 0.901 W/kg

Body/Body/Reference scan (31x41x1): Interpolated grid: dx=3.000 mm, dy=3.000 mm

[Info: Interpolated medium parameters used for SAR evaluation.](#)

Maximum value of SAR (interpolated) = 0.170 W/kg

Body/Body/Z Scan (1x1x21): Measurement grid: dx=20mm, dy=20mm, dz=5mm

[Info: Interpolated medium parameters used for SAR evaluation.](#)



Maximum value of Total (measured) = 4.216 V/m

Body/Body/Area scan (51x51x1): Interpolated grid: dx=1.000 mm, dy=1.000 mm

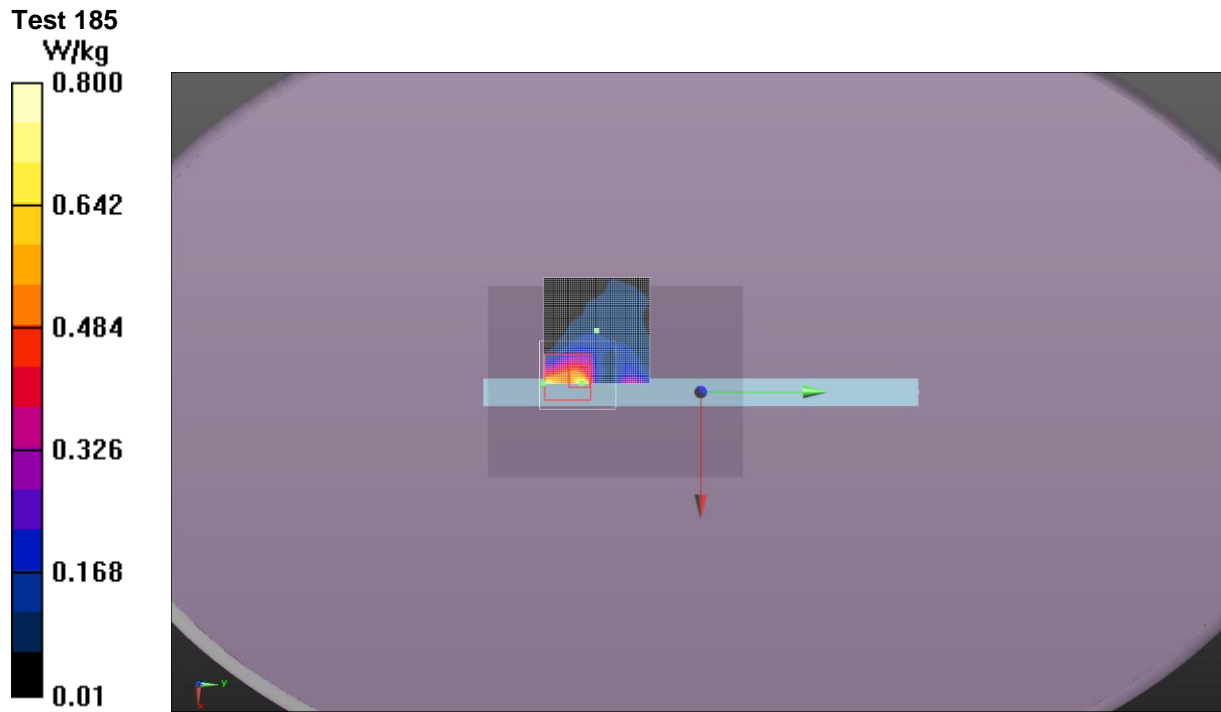
[Info: Interpolated medium parameters used for SAR evaluation.](#)

Maximum value of SAR (interpolated) = 0.779 W/kg

Maximum value of SAR (measured) = 0.110 W/kg

 
Approved By

SAR TEST DATA – 5.8GHz



SAR TEST DATA – 5.8GHz

Tested By:	Luke Richardson and Ethan Schoonover	Room Temperature (°C):	23
Date:	7/1/2015	Liquid Temperature (°C):	22.1
Serial Number:	IASY515S0018	Humidity (%RH):	43.4
Configuration:	INTE5597-2	Bar. Pressure (mb):	1014.6
Comments:	Final Power Setting: 14.0		

Test 186

DUT: SKL21-SDS; Type: Tablet/ Computer; Serial: IASY515S0018

Communication System: UID 0, CW (0); Communication System Band: D5GHz (5000.0 - 6000.0 MHz);

Frequency: 5805 MHz; Communication System PAR: 0 dB; PMF: 1

Medium parameters used (interpolated): $f = 5805$ MHz; $\sigma = 5.811$ S/m; $\epsilon_r = 46.809$; $\rho = 1000$ kg/m³, Medium parameters used: $\sigma = 0$ S/m, $\epsilon_r = 1$; $\rho = 1000$ kg/m³

Phantom section: Flat Section

Measurement Standard: DASYS5 (IEEE/IEC/ANSI C63.19-2007)

DASY Configuration:

- DASYS52 52.8.8(1222); SEMCAD X 14.6.10(7331)

Body/Body/Zoom Scan (9x9x12)/Cube 0: Measurement grid: dx=4mm, dy=4mm, dz=2mm

Reference Value = 17.24 V/m; Power Drift = 0.12 dB

Peak SAR (extrapolated) = 10.7 W/kg

SAR(1 g) = 1.47 W/kg; SAR(10 g) = 0.534 W/kg

[Info: Interpolated medium parameters used for SAR evaluation.](#)

Maximum value of SAR (measured) = 3.78 W/kg

Body/Body/Reference scan (31x31x1): Interpolated grid: dx=3.000 mm, dy=3.000 mm

[Info: Interpolated medium parameters used for SAR evaluation.](#)

Maximum value of SAR (interpolated) = 0.824 W/kg

Body/Body/Z Scan (1x1x21): Measurement grid: dx=20mm, dy=20mm, dz=5mm

[Info: Interpolated medium parameters used for SAR evaluation.](#)

Maximum value of Total (measured) = 7.535 V/m

Body/Body/Area scan (51x51x1): Interpolated grid: dx=1.000 mm, dy=1.000 mm

[Info: Interpolated medium parameters used for SAR evaluation.](#)

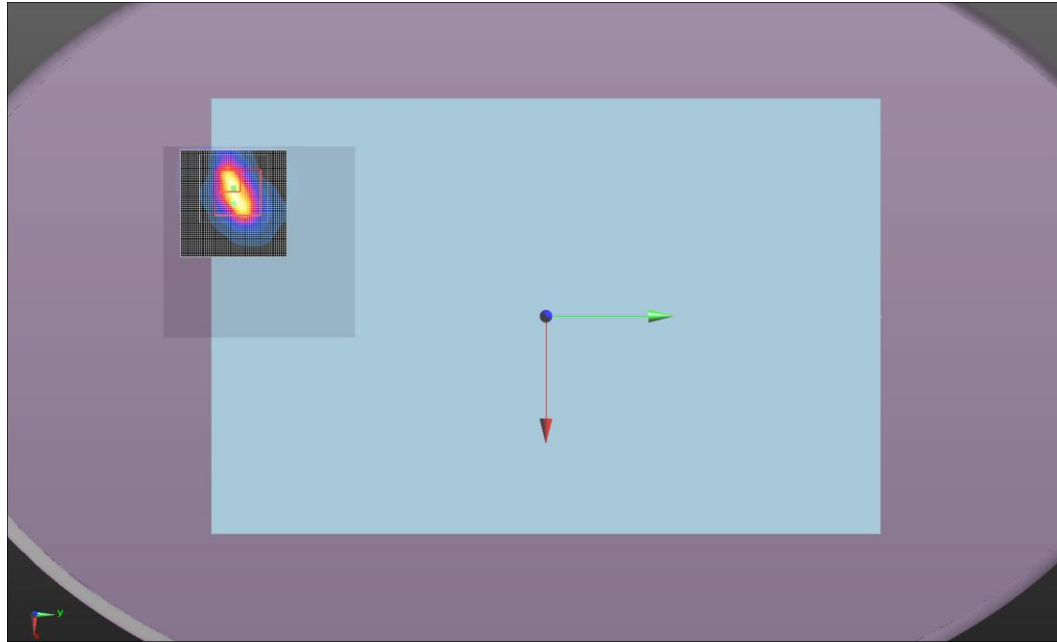
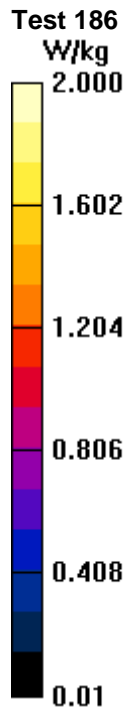
Maximum value of SAR (interpolated) = 1.99 W/kg

Maximum value of SAR (measured) = 0.330 W/kg



Approved By

SAR TEST DATA – 5.8GHz



SAR TEST DATA – 5.8GHz

Tested By:	Luke Richardson and Ethan Schoonover	Room Temperature (°C):	22.8
Date:	7/1/2015	Liquid Temperature (°C):	22
Serial Number:	IASY515S0018	Humidity (%RH):	44.5
Configuration:	INTE5597-2	Bar. Pressure (mb):	1014.6
Comments:	Final Power Setting: 14.0		

Test 186a

DUT: SKL21-SDS; Type: Tablet/ Computer; Serial: IASY515S0018

Communication System: UID 0, CW (0); Communication System Band: D5GHz (5000.0 - 6000.0 MHz);

Frequency: 5745 MHz; Communication System PAR: 0 dB; PMF: 1

Medium parameters used (interpolated): $f = 5745$ MHz; $\sigma = 5.874$ S/m; $\epsilon_r = 46.817$; $\rho = 1000$ kg/m³, Medium parameters used: $\sigma = 0$ S/m, $\epsilon_r = 1$; $\rho = 1000$ kg/m³

Phantom section: Flat Section

Measurement Standard: DASYS (IEEE/IEC/ANSI C63.19-2007)

DASY Configuration:

- DASYS2 52.8.8(1222); SEMCAD X 14.6.10(7331)

Body/Body/Zoom Scan (9x9x12)/Cube 0: Measurement grid: dx=4mm, dy=4mm, dz=2mm

Reference Value = 14.86 V/m; Power Drift = 0.60 dB

Peak SAR (extrapolated) = 10.0 W/kg

SAR(1 g) = 1.49 W/kg; SAR(10 g) = 0.545 W/kg

[Info: Interpolated medium parameters used for SAR evaluation.](#)

Maximum value of SAR (measured) = 4.03 W/kg

Body/Body/Reference scan (31x31x1): Interpolated grid: dx=3.000 mm, dy=3.000 mm

[Info: Interpolated medium parameters used for SAR evaluation.](#)

Maximum value of SAR (interpolated) = 1.28 W/kg

Body/Body/Z Scan (1x1x21): Measurement grid: dx=20mm, dy=20mm, dz=5mm

[Info: Interpolated medium parameters used for SAR evaluation.](#)

Maximum value of Total (measured) = 7.567 V/m

Body/Body/Area scan (51x51x1): Interpolated grid: dx=1.000 mm, dy=1.000 mm

[Info: Interpolated medium parameters used for SAR evaluation.](#)

Maximum value of SAR (interpolated) = 1.86 W/kg

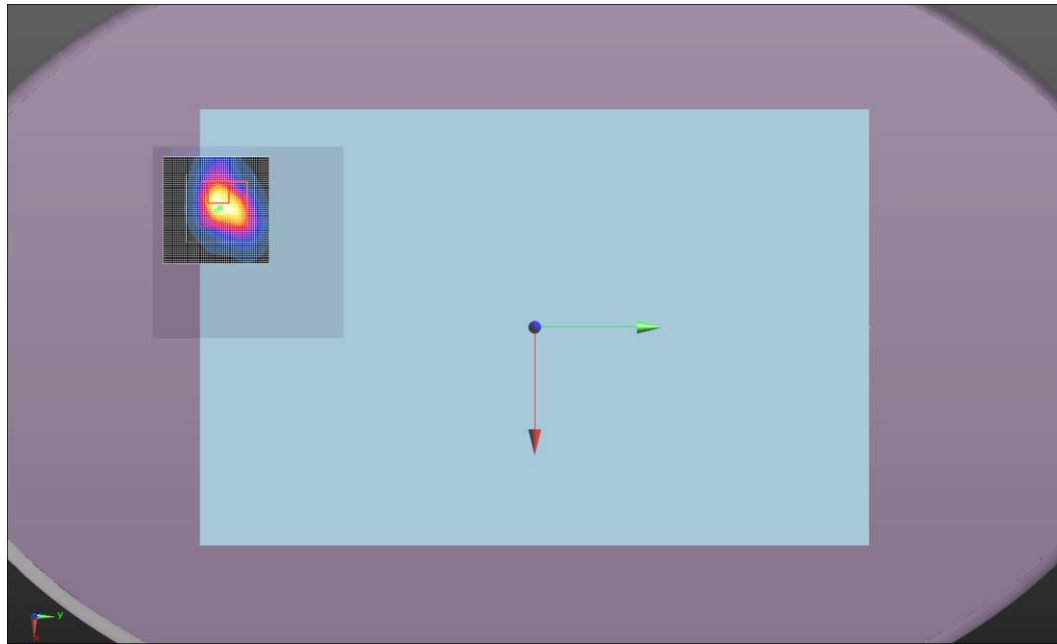
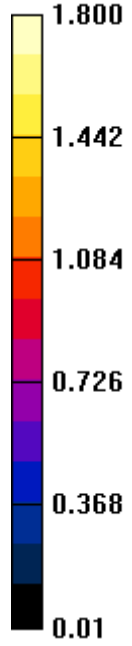
Maximum value of SAR (measured) = 0.336 W/kg



Approved By

SAR TEST DATA – 5.8GHz

Test 186a
W/kg



SAR TEST DATA – 5.8GHz

Tested By:	Luke Richardson and Ethan Schoonover	Room Temperature (°C):	23.1
Date:	7/1/2015	Liquid Temperature (°C):	22
Serial Number:	IASY515S0018	Humidity (%RH):	42.5
Configuration:	INTE5597-2	Bar. Pressure (mb):	1014.6
Comments:	Final Power Setting: 14.0		

Test 186b

DUT: SKL21-SDS; Type: Tablet/ Computer; Serial: IASY515S0018

Communication System: UID 0, CW (0); Communication System Band: D5GHz (5000.0 - 6000.0 MHz);

Frequency: 5785 MHz; Communication System PAR: 0 dB; PMF: 1

Medium parameters used (interpolated): $f = 5785$ MHz; $\sigma = 5.83$ S/m; $\epsilon_r = 46.844$; $\rho = 1000$ kg/m³, Medium parameters used: $\sigma = 0$ S/m, $\epsilon_r = 1$; $\rho = 1000$ kg/m³

Phantom section: Flat Section

Measurement Standard: DASYS5 (IEEE/IEC/ANSI C63.19-2007)

DASY Configuration:

- DASYS52 52.8.8(1222); SEMCAD X 14.6.10(7331)

Body/Body/Zoom Scan (9x9x12)/Cube 0: Measurement grid: dx=4mm, dy=4mm, dz=2mm

Reference Value = 14.63 V/m; Power Drift = 0.41 dB

Peak SAR (extrapolated) = 10.3 W/kg

SAR(1 g) = 1.46 W/kg; SAR(10 g) = 0.526 W/kg

[Info: Interpolated medium parameters used for SAR evaluation.](#)

Maximum value of SAR (measured) = 4.06 W/kg

Body/Body/Reference scan (31x31x1): Interpolated grid: dx=3.000 mm, dy=3.000 mm

[Info: Interpolated medium parameters used for SAR evaluation.](#)

Maximum value of SAR (interpolated) = 1.28 W/kg

Body/Body/Z Scan (1x1x21): Measurement grid: dx=20mm, dy=20mm, dz=5mm

[Info: Interpolated medium parameters used for SAR evaluation.](#)

Maximum value of Total (measured) = 7.395 V/m

Body/Body/Area scan (51x51x1): Interpolated grid: dx=1.000 mm, dy=1.000 mm

[Info: Interpolated medium parameters used for SAR evaluation.](#)

Maximum value of SAR (interpolated) = 1.78 W/kg

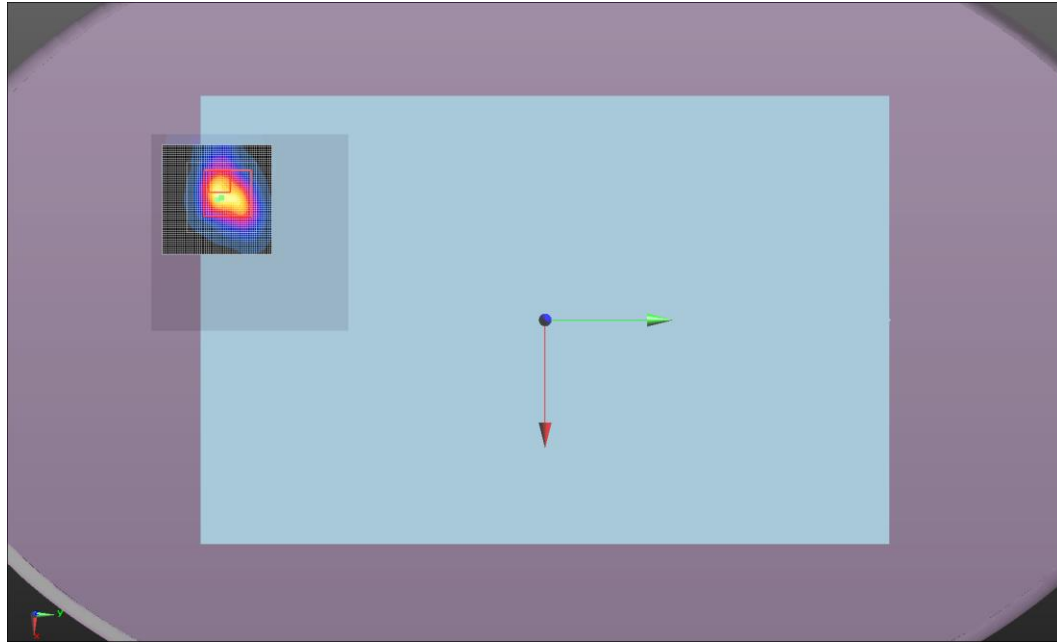
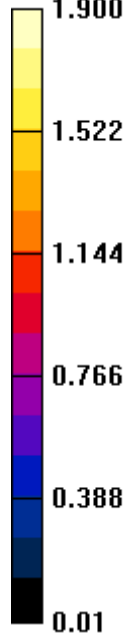
Maximum value of SAR (measured) = 0.319 W/kg



Approved By

SAR TEST DATA – 5.8GHz

Test 186b
W/kg



SAR TEST DATA – 5.8GHz

Tested By:	Luke Richardson and Ethan Schoonover	Room Temperature (°C):	23.8
Date:	7/13/2015	Liquid Temperature (°C):	21.6
Serial Number:	IASY515S0018	Humidity (%RH):	42.4
Configuration:	INTE5597-2	Bar. Pressure (mb):	1017.9
Comments:	Final Power Setting: 14.0		

Test 186h

DUT: SKL21-SDS; Type: Tablet/ Computer; Serial: IASY515S0018

Communication System: UID 0, CW (0); Communication System Band: D5GHz (5000.0 - 6000.0 MHz);

Frequency: 5745 MHz; Communication System PAR: 0 dB; PMF: 1

Medium parameters used (interpolated): $f = 5745$ MHz; $\sigma = 6.044$ S/m; $\epsilon_r = 47.33$; $\rho = 1000$ kg/m³, Medium parameters used: $\sigma = 0$ S/m, $\epsilon_r = 1$; $\rho = 1000$ kg/m³

Phantom section: Flat Section

Measurement Standard: DASYS (IEEE/IEC/ANSI C63.19-2007)

DASY Configuration:

- DASYS2 52.8.8(1222); SEMCAD X 14.6.10(7331)

Body/Body/Zoom Scan (9x9x12)/Cube 0: Measurement grid: dx=4mm, dy=4mm, dz=2mm

Reference Value = 14.95 V/m; Power Drift = 0.21 dB

Peak SAR (extrapolated) = 9.38 W/kg

SAR(1 g) = 1.37 W/kg; SAR(10 g) = 0.475 W/kg

[Info: Interpolated medium parameters used for SAR evaluation.](#)

Maximum value of SAR (measured) = 3.53 W/kg

Body/Body/Reference scan (31x31x1): Interpolated grid: dx=3.000 mm, dy=3.000 mm

[Info: Interpolated medium parameters used for SAR evaluation.](#)

Maximum value of SAR (interpolated) = 1.21 W/kg

Body/Body/Z Scan (1x1x21): Measurement grid: dx=20mm, dy=20mm, dz=5mm



[Info: Interpolated medium parameters used for SAR evaluation.](#)

Maximum value of Total (measured) = 7.428 V/m

Body/Body/Area scan (51x51x1): Interpolated grid: dx=1.000 mm, dy=1.000 mm

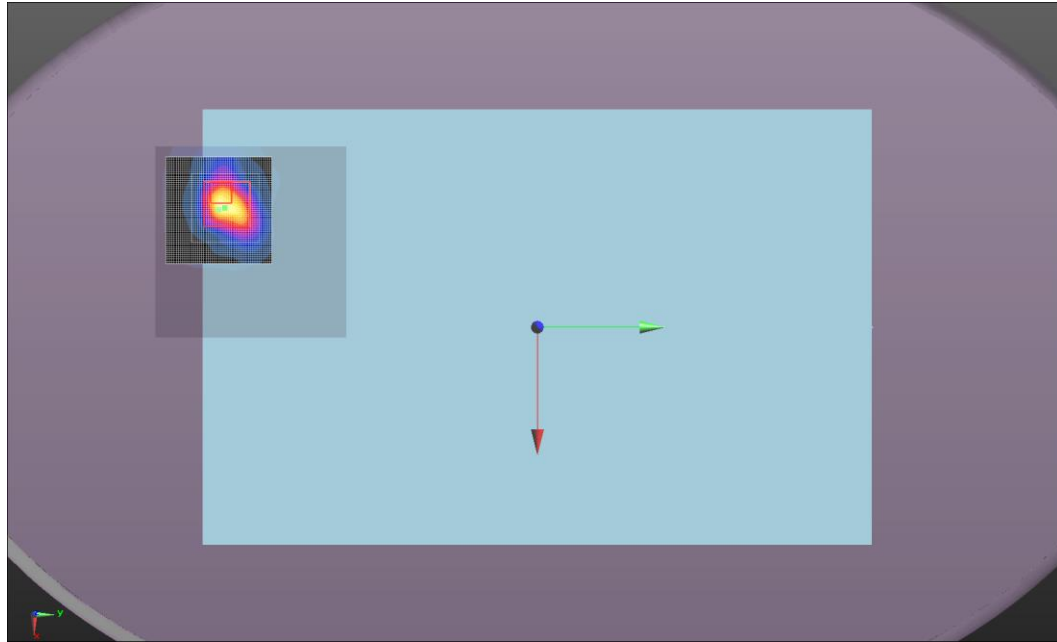
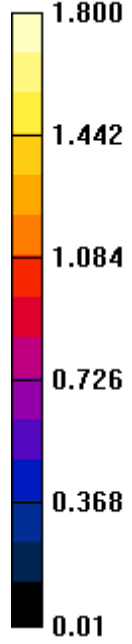
[Info: Interpolated medium parameters used for SAR evaluation.](#)

Maximum value of SAR (interpolated) = 1.71 W/kg

 
Approved By

SAR TEST DATA – 5.8GHz

Test 186h
W/kg



SAR TEST DATA – 5.8GHz

Tested By:	Luke Richardson and Ethan Schoonover	Room Temperature (°C):	23.6
Date:	7/13/2015	Liquid Temperature (°C):	21.5
Serial Number:	IASY515S0018	Humidity (%RH):	43.1
Configuration:	INTE5597-2	Bar. Pressure (mb):	1017.9
Comments:	Final Power Setting: 14.0		

Test 186i

DUT: SKL21-SDS; Type: Tablet/ Computer; Serial: IASY515S0018

Communication System: UID 0, CW (0); Communication System Band: D5GHz (5000.0 - 6000.0 MHz);

Frequency: 5745 MHz; Communication System PAR: 0 dB; PMF: 1

Medium parameters used (interpolated): $f = 5745$ MHz; $\sigma = 6.044$ S/m; $\epsilon_r = 47.33$; $\rho = 1000$ kg/m³, Medium parameters used: $\sigma = 0$ S/m, $\epsilon_r = 1$; $\rho = 1000$ kg/m³

Phantom section: Flat Section

Measurement Standard: DASYS5 (IEEE/IEC/ANSI C63.19-2007)

DASY Configuration:

- DASYS2 52.8.8(1222); SEMCAD X 14.6.10(7331)

Body/Body/Zoom Scan (9x9x12)/Cube 0: Measurement grid: dx=4mm, dy=4mm, dz=2mm

Reference Value = 14.82 V/m; Power Drift = 0.25 dB

Peak SAR (extrapolated) = 8.53 W/kg

SAR(1 g) = 1.32 W/kg; SAR(10 g) = 0.504 W/kg

[Info: Interpolated medium parameters used for SAR evaluation.](#)

Maximum value of SAR (measured) = 3.38 W/kg

Body/Body/Reference scan (31x31x1): Interpolated grid: dx=3.000 mm, dy=3.000 mm

[Info: Interpolated medium parameters used for SAR evaluation.](#)

Maximum value of SAR (interpolated) = 1.18 W/kg

Body/Body/Z Scan (1x1x21): Measurement grid: dx=20mm, dy=20mm, dz=5mm


[Info: Interpolated medium parameters used for SAR evaluation.](#)

Maximum value of Total (measured) = 7.545 V/m

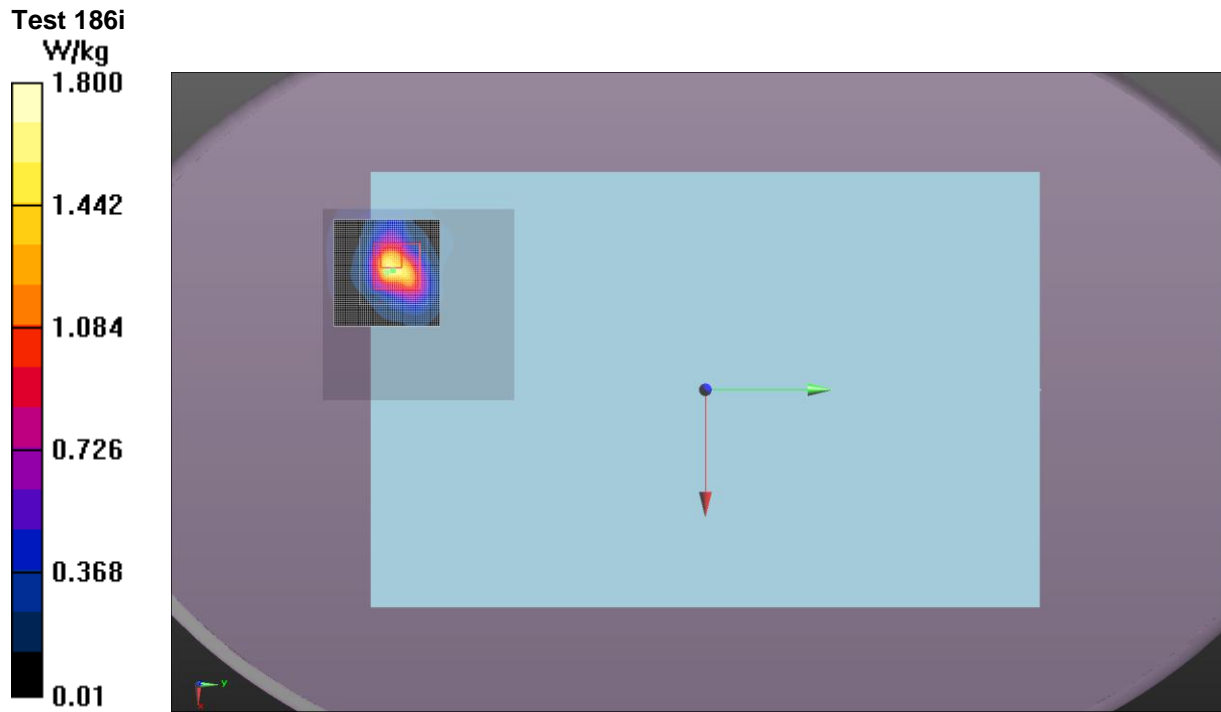
Body/Body/Area scan (51x51x1): Interpolated grid: dx=1.000 mm, dy=1.000 mm

[Info: Interpolated medium parameters used for SAR evaluation.](#)

Maximum value of SAR (interpolated) = 1.67 W/kg

 
Approved By

SAR TEST DATA – 5.8GHz



SAR TEST DATA – 5.8GHz

Tested By:	Luke Richardson and Ethan Schoonover	Room Temperature (°C):	24
Date:	7/10/2015	Liquid Temperature (°C):	21.2
Serial Number:	IASY515S0018	Humidity (%RH):	42
Configuration:	INTE5597-5	Bar. Pressure (mb):	1011.5
Comments:	Final Power Setting: 14.0		

Test 187

DUT: SKL21-SDS; Type: Tablet/ Computer; Serial: IASY515S0018

Communication System: UID 0, CW (0); Communication System Band: D5GHz (5000.0 - 6000.0 MHz);

Frequency: 5805 MHz; Communication System PAR: 0 dB; PMF: 1

Medium parameters used (interpolated): $f = 5805$ MHz; $\sigma = 6.184$ S/m; $\epsilon_r = 47.96$; $\rho = 1000$ kg/m³, Medium parameters used: $\sigma = 0$ S/m, $\epsilon_r = 1$; $\rho = 1000$ kg/m³

Phantom section: Flat Section

Measurement Standard: DASYS (IEEE/IEC/ANSI C63.19-2007)

DASY Configuration:

- DASYS 52.8.8(1222); SEMCAD X 14.6.10(7331)

Body/Body/Zoom Scan (9x9x12)/Cube 0: Measurement grid: dx=4mm, dy=4mm, dz=2mm

Reference Value = 10.72 V/m; Power Drift = 0.13 dB

Peak SAR (extrapolated) = 1.99 W/kg

SAR(1 g) = 0.426 W/kg; SAR(10 g) = 0.136 W/kg

[Info: Interpolated medium parameters used for SAR evaluation.](#)

Maximum value of SAR (measured) = 0.914 W/kg

Body/Body/Reference scan (31x41x1): Interpolated grid: dx=3.000 mm, dy=3.000 mm

[Info: Interpolated medium parameters used for SAR evaluation.](#)

Maximum value of SAR (interpolated) = 0.790 W/kg

Body/Body/Z Scan (1x1x21): Measurement grid: dx=20mm, dy=20mm, dz=5mm

[Info: Interpolated medium parameters used for SAR evaluation.](#)



Maximum value of Total (measured) = 3.879 V/m

Body/Body/Area scan (51x51x1): Interpolated grid: dx=1.000 mm, dy=1.000 mm

[Info: Interpolated medium parameters used for SAR evaluation.](#)

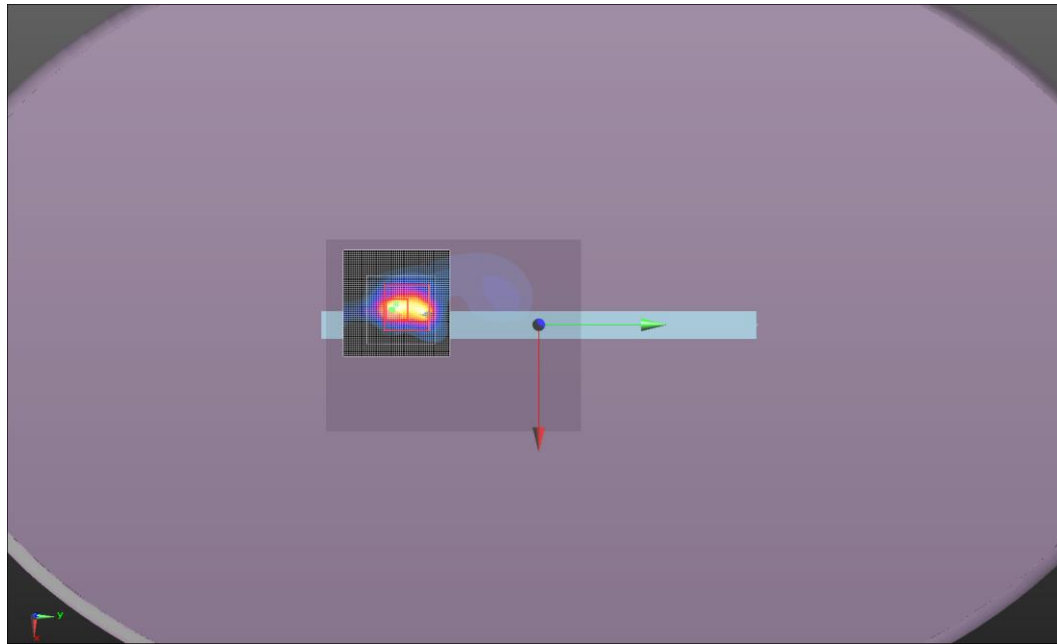
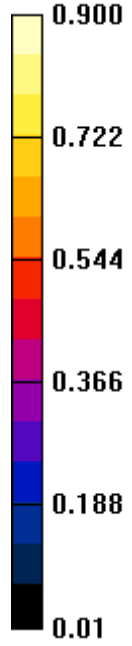
Maximum value of SAR (interpolated) = 1.01 W/kg

Maximum value of SAR (measured) = 0.0931 W/kg

 
Approved By

SAR TEST DATA – 5.8GHz

Test 187
W/kg



SAR TEST DATA – 5.8GHz

Tested By:	Carl Engholm	Room Temperature (°C):	23.3
Date:	7/10/2015	Liquid Temperature (°C):	21.3
Serial Number:	IASY515S0018	Humidity (%RH):	52
Configuration:	INTE5597-1	Bar. Pressure (mb):	1011
Comments:	Final Power Setting: 14.0		

Test 188

DUT: SKL21-SDS; Type: Tablet/ Computer; Serial: IASY515S0018

Communication System: UID 0, CW (0); Communication System Band: D5GHz (5000.0 - 6000.0 MHz);

Frequency: 5805 MHz; Communication System PAR: 0 dB; PMF: 1

Medium parameters used (interpolated): $f = 5805$ MHz; $\sigma = 6.184$ S/m; $\epsilon_r = 47.96$; $\rho = 1000$ kg/m³, Medium parameters used: $\sigma = 0$ S/m, $\epsilon_r = 1$; $\rho = 1000$ kg/m³

Phantom section: Flat Section

Measurement Standard: DASYS5 (IEEE/IEC/ANSI C63.19-2007)

DASY Configuration:

- DASYS52 52.8.8(1222); SEMCAD X 14.6.10(7331)

Body/Body/Zoom Scan (9x9x12)/Cube 0: Measurement grid: dx=4mm, dy=4mm, dz=2mm

Reference Value = 8.779 V/m; Power Drift = -1.95 dB

Peak SAR (extrapolated) = 1.31 W/kg

SAR(1 g) = 0.345 W/kg; SAR(10 g) = 0.203 W/kg

[Info: Interpolated medium parameters used for SAR evaluation.](#)

Maximum value of SAR (measured) = 0.554 W/kg

Body/Body/Reference scan (31x31x1): Interpolated grid: dx=3.000 mm, dy=3.000 mm

[Info: Interpolated medium parameters used for SAR evaluation.](#)

Maximum value of SAR (interpolated) = 0.355 W/kg

Body/Body/Z Scan (1x1x21): Measurement grid: dx=20mm, dy=20mm, dz=5mm

[Info: Interpolated medium parameters used for SAR evaluation.](#)

Maximum value of Total (measured) = 5.803 V/m

Body/Body/Area scan (51x51x1): Interpolated grid: dx=1.000 mm, dy=1.000 mm

[Info: Interpolated medium parameters used for SAR evaluation.](#)

Maximum value of SAR (interpolated) = 0.554 W/kg

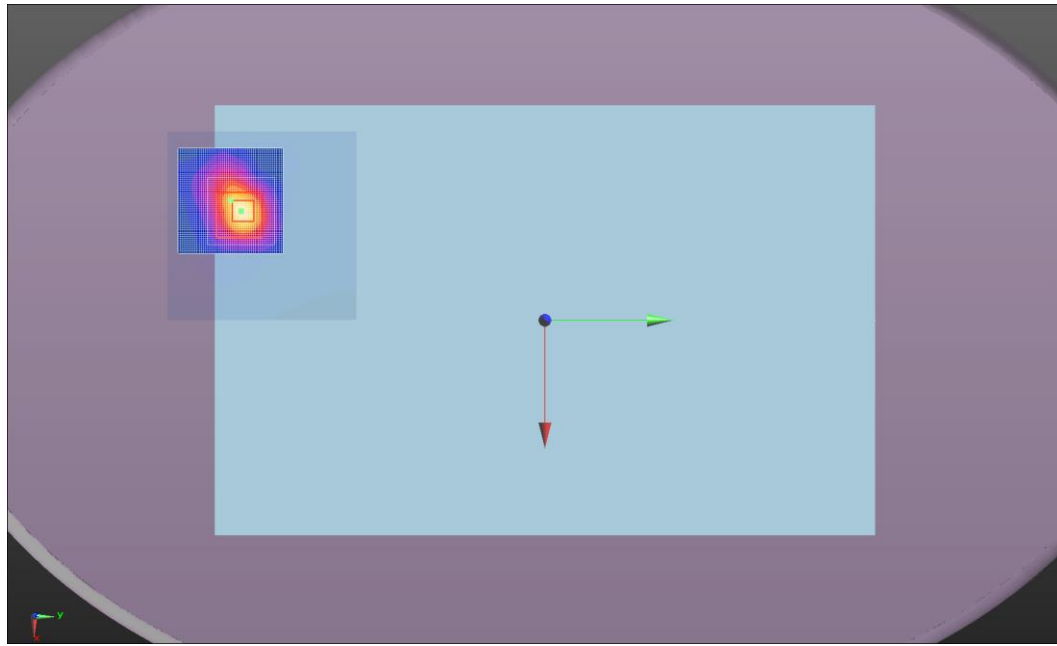
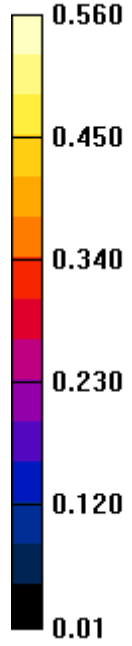
Maximum value of SAR (measured) = 0.208 W/kg



Approved By

SAR TEST DATA – 5.8GHz

Test 188
W/kg



SAR TEST DATA – 5.8GHz

Tested By:	Luke Richardson and Ethan Schoonover	Room Temperature (°C):	23.9
Date:	7/10/2015	Liquid Temperature (°C):	21.3
Serial Number:	IASY515S0018	Humidity (%RH):	44
Configuration:	INTE5597-4	Bar. Pressure (mb):	1011.9
Comments:	Final Power Setting: 14.0		

Test 189

DUT: SKL21-SDS; Type: Tablet/ Computer; Serial: IASY515S0018

Communication System: UID 0, CW (0); Communication System Band: D5GHz (5000.0 - 6000.0 MHz);

Frequency: 5795 MHz; Communication System PAR: 0 dB; PMF: 1

Medium parameters used (interpolated): $f = 5795$ MHz; $\sigma = 6.178$ S/m; $\epsilon_r = 48.011$; $\rho = 1000$ kg/m³, Medium parameters used: $\sigma = 0$ S/m, $\epsilon_r = 1$; $\rho = 1000$ kg/m³

Phantom section: Flat Section

Measurement Standard: DASYS5 (IEEE/IEC/ANSI C63.19-2007)

DASY Configuration:

- DASYS52 52.8.8(1222); SEMCAD X 14.6.10(7331)

Body/Body/Zoom Scan (9x9x12)/Cube 0: Measurement grid: dx=4mm, dy=4mm, dz=2mm

Reference Value = 9.389 V/m; Power Drift = 0.17 dB

Peak SAR (extrapolated) = 1.41 W/kg

SAR(1 g) = 0.331 W/kg; SAR(10 g) = 0.100 W/kg

[Info: Interpolated medium parameters used for SAR evaluation.](#)

Maximum value of SAR (measured) = 0.712 W/kg

Body/Body/Reference scan (31x41x1): Interpolated grid: dx=3.000 mm, dy=3.000 mm

[Info: Interpolated medium parameters used for SAR evaluation.](#)

Maximum value of SAR (interpolated) = 0.436 W/kg

Body/Body/Z Scan (1x1x21): Measurement grid: dx=20mm, dy=20mm, dz=5mm

[Info: Interpolated medium parameters used for SAR evaluation.](#)

Maximum value of Total (measured) = 3.539 V/m

Body/Body/Area scan (51x51x1): Interpolated grid: dx=1.000 mm, dy=1.000 mm

[Info: Interpolated medium parameters used for SAR evaluation.](#)

Maximum value of SAR (interpolated) = 0.788 W/kg

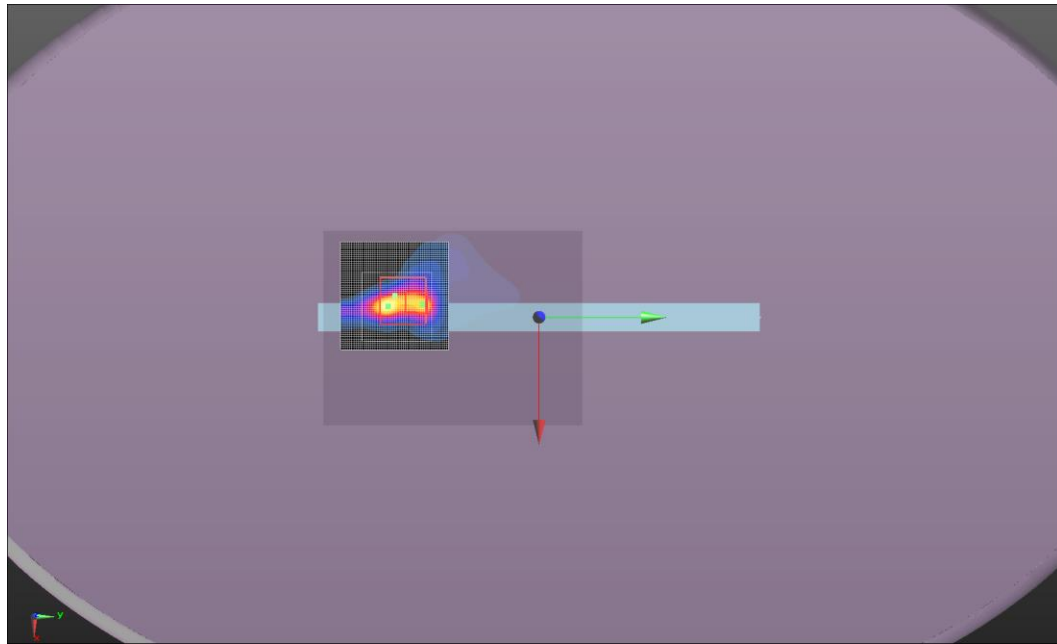
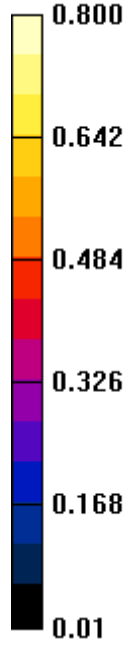
Maximum value of SAR (measured) = 0.0774 W/kg



Approved By

SAR TEST DATA – 5.8GHz

Test 189
W/kg



SAR TEST DATA – 5.8GHz

Tested By:	Luke Richardson and Ethan Schoonover	Room Temperature (°C):	22.4
Date:	7/1/2015	Liquid Temperature (°C):	21.8
Serial Number:	IASY515S0018	Humidity (%RH):	42.1
Configuration:	INTE5597-2	Bar. Pressure (mb):	1014.2
Comments:	Final Power Setting: 14.0		

Test 190

DUT: SKL21-SDS; Type: Tablet/ Computer; Serial: IASY515S0018

Communication System: UID 0, CW (0); Communication System Band: D5GHz (5000.0 - 6000.0 MHz);

Frequency: 5795 MHz; Communication System PAR: 0 dB; PMF: 1

Medium parameters used (interpolated): $f = 5795$ MHz; $\sigma = 5.818$ S/m; $\epsilon_r = 46.823$; $\rho = 1000$ kg/m³, Medium parameters used: $\sigma = 0$ S/m, $\epsilon_r = 1$; $\rho = 1000$ kg/m³

Phantom section: Flat Section

Measurement Standard: DASYS5 (IEEE/IEC/ANSI C63.19-2007)

DASY Configuration:

- DASYS52 52.8.8(1222); SEMCAD X 14.6.10(7331)

Body/Body/Zoom Scan (9x9x12)/Cube 0: Measurement grid: dx=4mm, dy=4mm, dz=2mm

Reference Value = 13.69 V/m; Power Drift = 0.29 dB

Peak SAR (extrapolated) = 9.30 W/kg

SAR(1 g) = 1.27 W/kg; SAR(10 g) = 0.469 W/kg

[Info: Interpolated medium parameters used for SAR evaluation.](#)

Maximum value of SAR (measured) = 3.49 W/kg

Body/Body/Reference scan (31x31x1): Interpolated grid: dx=3.000 mm, dy=3.000 mm

[Info: Interpolated medium parameters used for SAR evaluation.](#)

Maximum value of SAR (interpolated) = 1.14 W/kg

Body/Body/Z Scan (1x1x21): Measurement grid: dx=20mm, dy=20mm, dz=5mm

[Info: Interpolated medium parameters used for SAR evaluation.](#)



Maximum value of Total (measured) = 7.157 V/m

Body/Body/Area scan (51x51x1): Interpolated grid: dx=1.000 mm, dy=1.000 mm

[Info: Interpolated medium parameters used for SAR evaluation.](#)

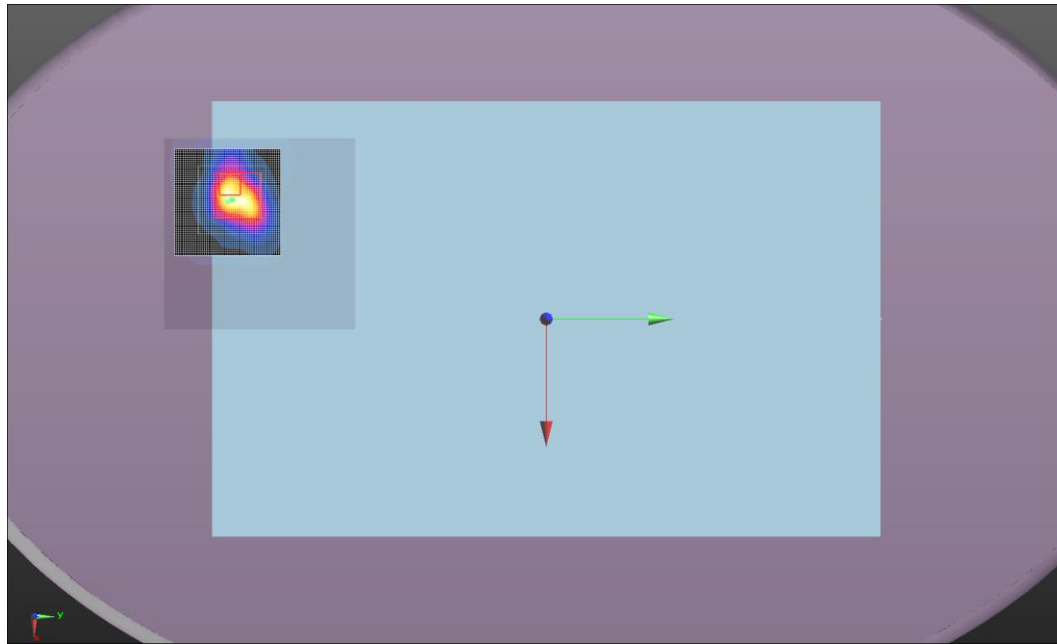
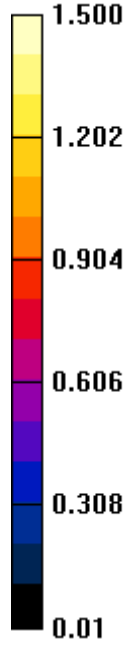
Maximum value of SAR (interpolated) = 1.55 W/kg

Maximum value of SAR (measured) = 0.298 W/kg

 
Approved By

SAR TEST DATA – 5.8GHz

Test 190
W/kg



SAR TEST DATA – 5.8GHz

Tested By:	Luke Richardson and Ethan Schoonover	Room Temperature (°C):	22.4
Date:	7/1/2015	Liquid Temperature (°C):	21.8
Serial Number:	IASY515S0018	Humidity (%RH):	43
Configuration:	INTE5597-2	Bar. Pressure (mb):	1014.2
Comments:	Final Power Setting: 14.0		

Test 190a

DUT: SKL21-SDS; Type: Tablet/ Computer; Serial: IASY515S0018

Communication System: UID 0, CW (0); Communication System Band: D5GHz (5000.0 - 6000.0 MHz);

Frequency: 5755 MHz; Communication System PAR: 0 dB; PMF: 1

Medium parameters used (interpolated): $f = 5755$ MHz; $\sigma = 5.869$ S/m; $\epsilon_r = 46.842$; $\rho = 1000$ kg/m³, Medium parameters used: $\sigma = 0$ S/m, $\epsilon_r = 1$; $\rho = 1000$ kg/m³

Phantom section: Flat Section

Measurement Standard: DASYS5 (IEEE/IEC/ANSI C63.19-2007)

DASY Configuration:

- DASYS52 52.8.8(1222); SEMCAD X 14.6.10(7331)

Body/Body/Zoom Scan (9x9x12)/Cube 0: Measurement grid: dx=4mm, dy=4mm, dz=2mm

Reference Value = 14.81 V/m; Power Drift = 0.34 dB

Peak SAR (extrapolated) = 10.1 W/kg

SAR(1 g) = 1.45 W/kg; SAR(10 g) = 0.527 W/kg

[Info: Interpolated medium parameters used for SAR evaluation.](#)

Maximum value of SAR (measured) = 3.94 W/kg

Body/Body/Reference scan (31x31x1): Interpolated grid: dx=3.000 mm, dy=3.000 mm

[Info: Interpolated medium parameters used for SAR evaluation.](#)

Maximum value of SAR (interpolated) = 1.21 W/kg

Body/Body/Z Scan (1x1x21): Measurement grid: dx=20mm, dy=20mm, dz=5mm

[Info: Interpolated medium parameters used for SAR evaluation.](#)

Maximum value of Total (measured) = 7.577 V/m

Body/Body/Area scan (51x51x1): Interpolated grid: dx=1.000 mm, dy=1.000 mm

[Info: Interpolated medium parameters used for SAR evaluation.](#)

Maximum value of SAR (interpolated) = 1.84 W/kg

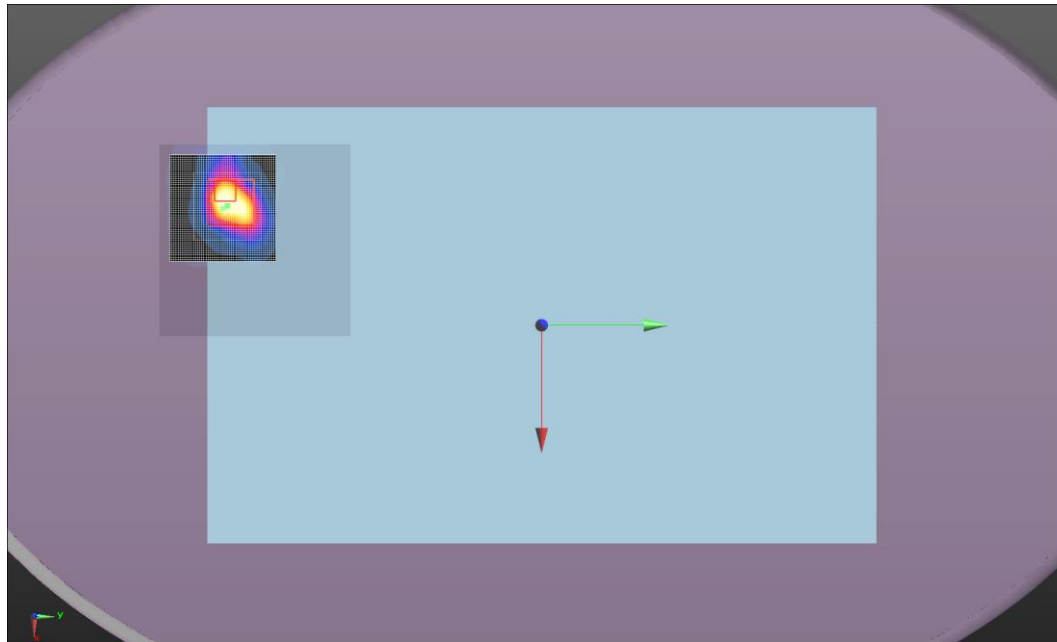
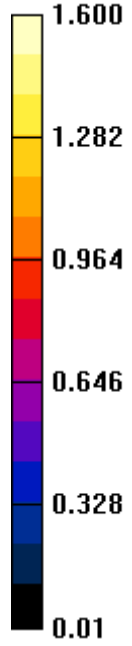
Maximum value of SAR (measured) = 0.337 W/kg



Approved By

SAR TEST DATA – 5.8GHz

Test 190a
W/kg



SAR TEST DATA – 5.8GHz

Tested By:	Luke Richardson and Ethan Schoonover	Room Temperature (°C):	24
Date:	7/10/2015	Liquid Temperature (°C):	21.3
Serial Number:	IASY515S0018	Humidity (%RH):	43.4
Configuration:	INTE5597-5	Bar. Pressure (mb):	1011.9
Comments:	Final Power Setting: 14.0		

Test 191

DUT: SKL21-SDS; Type: Tablet/ Computer; Serial: IASY515S0018

Communication System: UID 0, CW (0); Communication System Band: D5GHz (5000.0 - 6000.0 MHz);

Frequency: 5795 MHz; Communication System PAR: 0 dB; PMF: 1

Medium parameters used (interpolated): $f = 5795$ MHz; $\sigma = 6.178$ S/m; $\epsilon_r = 48.011$; $\rho = 1000$ kg/m³, Medium parameters used: $\sigma = 0$ S/m, $\epsilon_r = 1$; $\rho = 1000$ kg/m³

Phantom section: Flat Section

Measurement Standard: DASYS5 (IEEE/IEC/ANSI C63.19-2007)

DASY Configuration:

- DASYS52 52.8.8(1222); SEMCAD X 14.6.10(7331)

Body/Body/Zoom Scan (8x8x12)/Cube 0: Measurement grid: dx=4mm, dy=4mm, dz=2mm

Reference Value = 10.37 V/m; Power Drift = -0.13 dB

Peak SAR (extrapolated) = 1.95 W/kg

SAR(1 g) = 0.416 W/kg; SAR(10 g) = 0.146 W/kg

[Info: Interpolated medium parameters used for SAR evaluation.](#)

Maximum value of SAR (measured) = 0.893 W/kg

Body/Body/Reference scan (31x41x1): Interpolated grid: dx=3.000 mm, dy=3.000 mm

[Info: Interpolated medium parameters used for SAR evaluation.](#)

Maximum value of SAR (interpolated) = 0.662 W/kg

Body/Body/Z Scan (1x1x21): Measurement grid: dx=20mm, dy=20mm, dz=5mm

[Info: Interpolated medium parameters used for SAR evaluation.](#)



Maximum value of Total (measured) = 3.732 V/m

Body/Body/Area scan (51x51x1): Interpolated grid: dx=1.000 mm, dy=1.000 mm

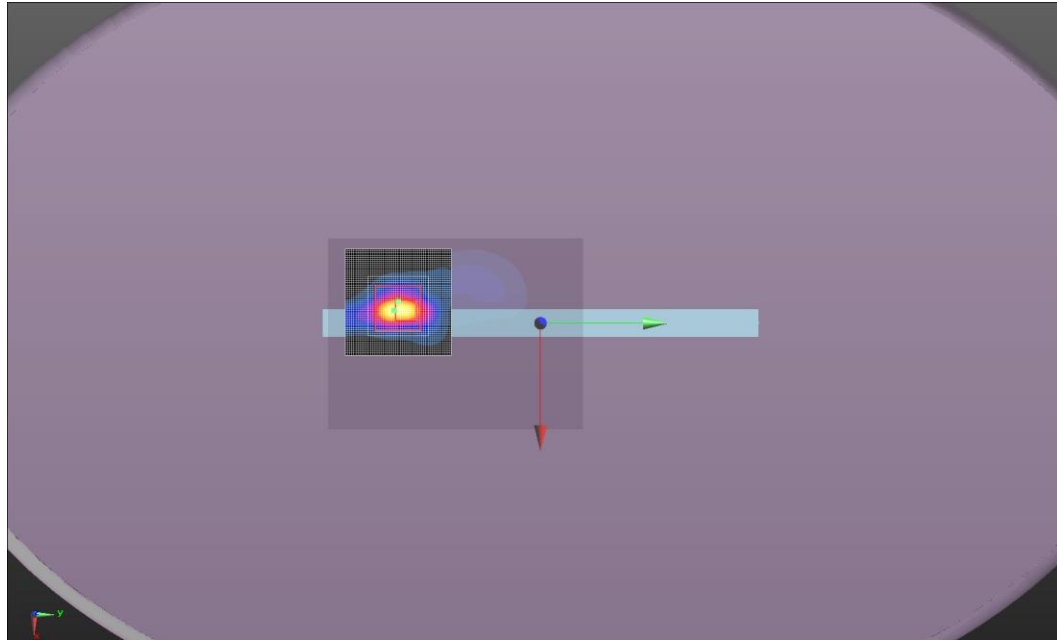
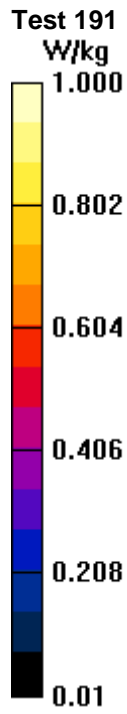
[Info: Interpolated medium parameters used for SAR evaluation.](#)

Maximum value of SAR (interpolated) = 0.952 W/kg

Maximum value of SAR (measured) = 0.0860 W/kg

 
Approved By

SAR TEST DATA – 5.8GHz



SAR TEST DATA – 5.8GHz

Tested By:	Carl Engholm	Room Temperature (°C):	23.6
Date:	7/10/2015	Liquid Temperature (°C):	21.4
Serial Number:	IASY515S0018	Humidity (%RH):	50
Configuration:	INTE5597-1	Bar. Pressure (mb):	1011
Comments:	Final Power Setting: 14.0		

Test 192

DUT: SKL21-SDS; Type: Tablet/ Computer; Serial: IASY515S0018

Communication System: UID 0, CW (0); Communication System Band: D5GHz (5000.0 - 6000.0 MHz);

Frequency: 5795 MHz; Communication System PAR: 0 dB; PMF: 1

Medium parameters used (interpolated): $f = 5795$ MHz; $\sigma = 6.178$ S/m; $\epsilon_r = 48.011$; $\rho = 1000$ kg/m³, Medium parameters used: $\sigma = 0$ S/m, $\epsilon_r = 1$; $\rho = 1000$ kg/m³

Phantom section: Flat Section

Measurement Standard: DASYS5 (IEEE/IEC/ANSI C63.19-2007)

DASY Configuration:

- DASYS52 52.8.8(1222); SEMCAD X 14.6.10(7331)

Body/Body/Zoom Scan (9x9x12)/Cube 0: Measurement grid: dx=4mm, dy=4mm, dz=2mm

Reference Value = 7.535 V/m; Power Drift = 1.53 dB

Peak SAR (extrapolated) = 1.21 W/kg

SAR(1 g) = 0.308 W/kg; SAR(10 g) = 0.190 W/kg

[Info: Interpolated medium parameters used for SAR evaluation.](#)

Maximum value of SAR (measured) = 0.501 W/kg

Body/Body/Reference scan (31x31x1): Interpolated grid: dx=3.000 mm, dy=3.000 mm

[Info: Interpolated medium parameters used for SAR evaluation.](#)

Maximum value of SAR (interpolated) = 0.230 W/kg

Body/Body/Z Scan (1x1x21): Measurement grid: dx=20mm, dy=20mm, dz=5mm

[Info: Interpolated medium parameters used for SAR evaluation.](#)

Maximum value of Total (measured) = 5.402 V/m

Body/Body/Area scan (51x51x1): Interpolated grid: dx=1.000 mm, dy=1.000 mm

[Info: Interpolated medium parameters used for SAR evaluation.](#)

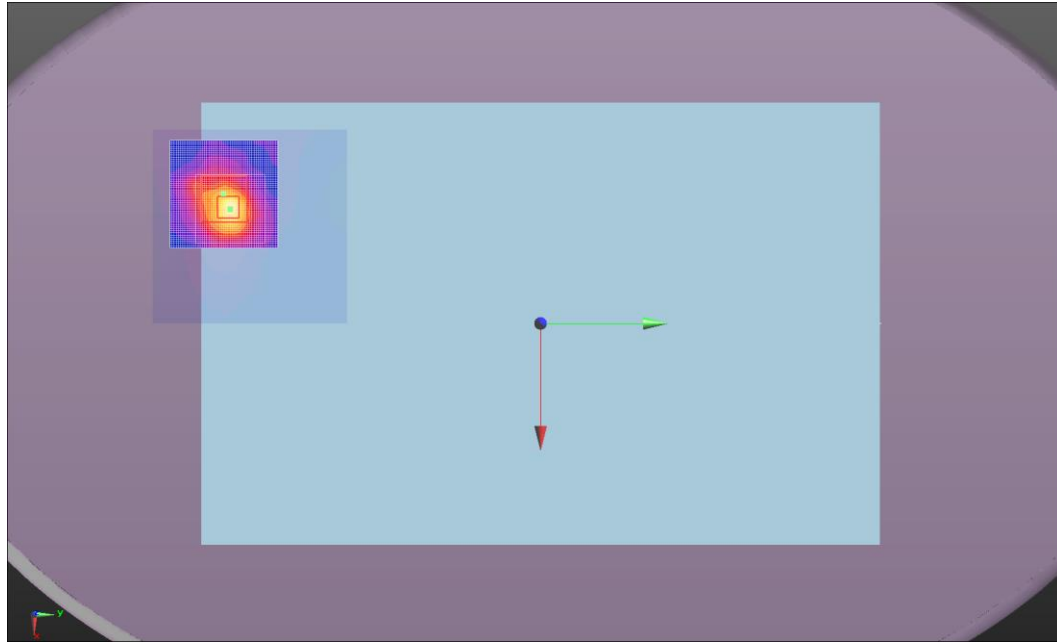
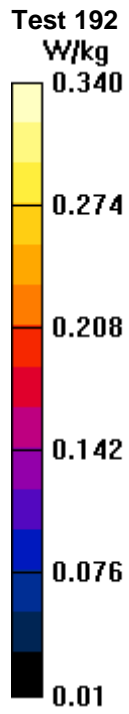
Maximum value of SAR (interpolated) = 0.334 W/kg

Maximum value of SAR (measured) = 0.180 W/kg



Approved By

SAR TEST DATA – 5.8GHz



SAR TEST DATA – 5.8GHz

Tested By:	Luke Richardson and Ethan Schoonover	Room Temperature (°C):	24.1
Date:	7/10/2015	Liquid Temperature (°C):	21.2
Serial Number:	IASY515S0018	Humidity (%RH):	44
Configuration:	INTE5597-4	Bar. Pressure (mb):	1011.9
Comments:	Final Power Setting: 14.0		

Test 193

DUT: SKL21-SDS; Type: Tablet/ Computer; Serial: IASY515S0018

Communication System: UID 0, CW (0); Communication System Band: D5GHz (5000.0 - 6000.0 MHz);

Frequency: 5775 MHz; Communication System PAR: 0 dB; PMF: 1

Medium parameters used: $f = 5775$ MHz; $\sigma = 6.127$ S/m; $\epsilon_r = 48.092$; $\rho = 1000$ kg/m³, Medium parameters used: $\sigma = 0$ S/m, $\epsilon_r = 1$; $\rho = 1000$ kg/m³

Phantom section: Flat Section

Measurement Standard: DASYS (IEEE/IEC/ANSI C63.19-2007)

DASY Configuration:

- DASYS2 52.8.8(1222); SEMCAD X 14.6.10(7331)

Body/Body/Zoom Scan (9x9x12)/Cube 0: Measurement grid: dx=4mm, dy=4mm, dz=2mm

Reference Value = 9.705 V/m; Power Drift = 0.06 dB

Peak SAR (extrapolated) = 1.47 W/kg

SAR(1 g) = 0.357 W/kg; SAR(10 g) = 0.120 W/kg

Maximum value of SAR (measured) = 0.804 W/kg

Body/Body/Reference scan (31x41x1): Interpolated grid: dx=3.000 mm, dy=3.000 mm

Maximum value of SAR (interpolated) = 0.622 W/kg



Body/Body/Z Scan (1x1x21): Measurement grid: dx=20mm, dy=20mm, dz=5mm

Maximum value of Total (measured) = 3.941 V/m

Body/Body/Area scan (51x51x1): Interpolated grid: dx=1.000 mm, dy=1.000 mm


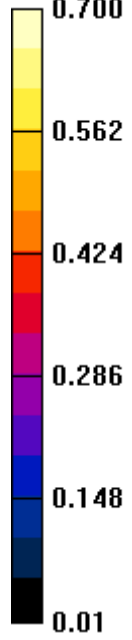
Maximum value of SAR (interpolated) = 0.826 W/kg

Maximum value of SAR (measured) = 0.0952 W/kg

 
Approved By

SAR TEST DATA – 5.8GHz

Test 193
W/kg



SAR TEST DATA – 5.8GHz

Tested By:	Luke Richardson and Ethan Schoonover	Room Temperature (°C):	22.7
Date:	7/1/2015	Liquid Temperature (°C):	21.7
Serial Number:	IASY515S0018	Humidity (%RH):	42.5
Configuration:	INTE5597-2	Bar. Pressure (mb):	1012.7
Comments:	Final Power Setting: 14.0		

Test 194

DUT: SKL21-SDS; Type: Tablet/ Computer; Serial: IASY515S0018

Communication System: UID 0, CW (0); Communication System Band: D5GHz (5000.0 - 6000.0 MHz);

Frequency: 5775 MHz; Communication System PAR: 0 dB; PMF: 1

Medium parameters used: $f = 5775$ MHz; $\sigma = 5.842$ S/m; $\epsilon_r = 46.866$; $\rho = 1000$ kg/m³, Medium parameters used: $\sigma = 0$ S/m, $\epsilon_r = 1$; $\rho = 1000$ kg/m³

Phantom section: Flat Section

Measurement Standard: DASYS5 (IEEE/IEC/ANSI C63.19-2007)

DASY Configuration:

- DASYS52 52.8.8(1222); SEMCAD X 14.6.10(7331)

Body/Body/Zoom Scan (9x9x12)/Cube 0: Measurement grid: dx=4mm, dy=4mm, dz=2mm

Reference Value = 14.57 V/m; Power Drift = 0.37 dB

Peak SAR (extrapolated) = 10.2 W/kg

SAR(1 g) = 1.43 W/kg; SAR(10 g) = 0.529 W/kg

Maximum value of SAR (measured) = 3.92 W/kg

Body/Body/Reference scan (31x31x1): Interpolated grid: dx=3.000 mm, dy=3.000 mm

Maximum value of SAR (interpolated) = 1.25 W/kg


Body/Body/Z Scan (1x1x21): Measurement grid: dx=20mm, dy=20mm, dz=5mm

Maximum value of Total (measured) = 7.556 V/m

Body/Body/Area scan (51x51x1): Interpolated grid: dx=1.000 mm, dy=1.000 mm

Maximum value of SAR (interpolated) = 1.78 W/kg

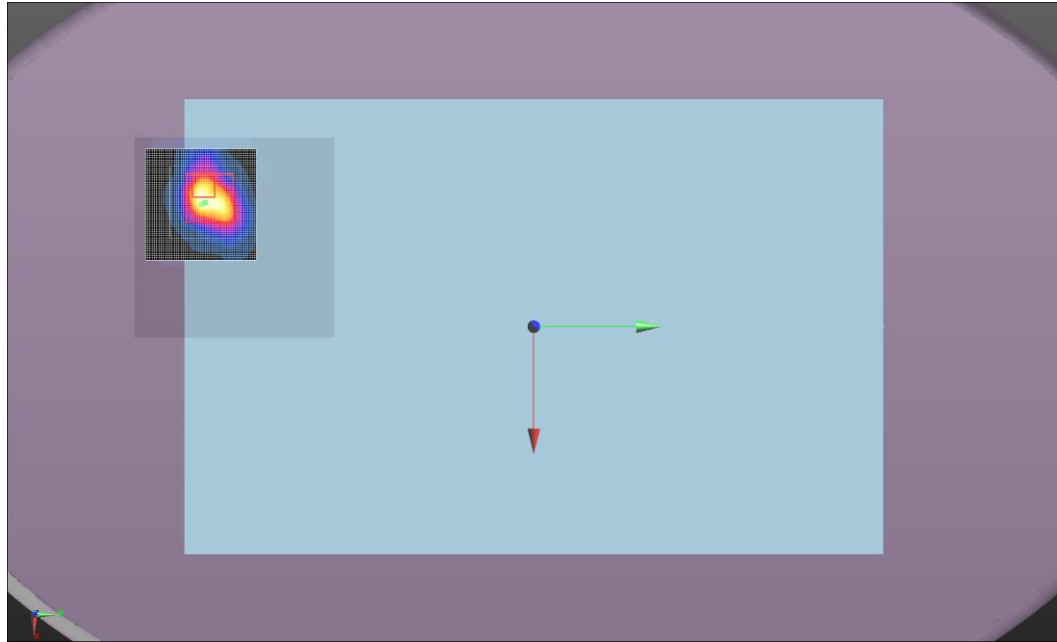
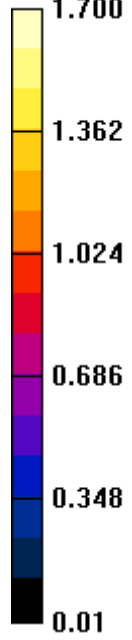
Maximum value of SAR (measured) = 0.334 W/kg



Approved By

SAR TEST DATA – 5.8GHz

Test 194
W/kg



SAR TEST DATA – 5.8GHz

Tested By:	Luke Richardson and Ethan Schoonover	Room Temperature (°C):	23.9
Date:	7/10/2015	Liquid Temperature (°C):	21.2
Serial Number:	IASY515S0018	Humidity (%RH):	43
Configuration:	INTE5597-5	Bar. Pressure (mb):	1011.9
Comments:	Final Power Setting: 14.0		

Test 195

DUT: SKL21-SDS; Type: Tablet/ Computer; Serial: IASY515S0018

Communication System: UID 0, CW (0); Communication System Band: D5GHz (5000.0 - 6000.0 MHz);

Frequency: 5775 MHz; Communication System PAR: 0 dB; PMF: 1

Medium parameters used: $f = 5775$ MHz; $\sigma = 6.127$ S/m; $\epsilon_r = 48.092$; $\rho = 1000$ kg/m³, Medium parameters used: $\sigma = 0$ S/m, $\epsilon_r = 1$; $\rho = 1000$ kg/m³

Phantom section: Flat Section

Measurement Standard: DASYS (IEEE/IEC/ANSI C63.19-2007)

DASY Configuration:

- DASYS2 52.8.8(1222); SEMCAD X 14.6.10(7331)

Body/Body/Zoom Scan (9x9x12)/Cube 0: Measurement grid: dx=4mm, dy=4mm, dz=2mm

Reference Value = 10.37 V/m; Power Drift = -0.10 dB

Peak SAR (extrapolated) = 1.84 W/kg

SAR(1 g) = 0.395 W/kg; SAR(10 g) = 0.126 W/kg

Maximum value of SAR (measured) = 0.854 W/kg

Body/Body/Reference scan (31x41x1): Interpolated grid: dx=3.000 mm, dy=3.000 mm

Maximum value of SAR (interpolated) = 0.811 W/kg



Body/Body/Z Scan (1x1x21): Measurement grid: dx=20mm, dy=20mm, dz=5mm

Maximum value of Total (measured) = 3.571 V/m

Body/Body/Area scan (51x51x1): Interpolated grid: dx=1.000 mm, dy=1.000 mm


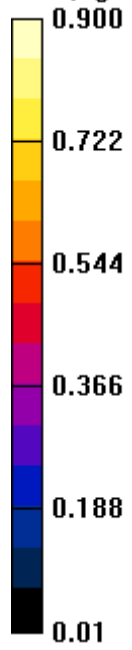
Maximum value of SAR (interpolated) = 1.03 W/kg

Maximum value of SAR (measured) = 0.0781 W/kg

 
Approved By

SAR TEST DATA – 5.8GHz

Test 195
W/kg



SAR TEST DATA – 5.8GHz

Tested By:	Carl Engholm	Room Temperature (°C):	24.1
Date:	7/10/2015	Liquid Temperature (°C):	21.7
Serial Number:	IASY515S0018	Humidity (%RH):	48
Configuration:	INTE5597-1	Bar. Pressure (mb):	1011
Comments:	Final Power Setting: 14.0		

Test 196

DUT: SKL21-SDS; Type: Tablet/ Computer; Serial: IASY515S0018

Communication System: UID 0, CW (0); Communication System Band: D5GHz (5000.0 - 6000.0 MHz);

Frequency: 5775 MHz; Communication System PAR: 0 dB; PMF: 1

Medium parameters used: $f = 5775$ MHz; $\sigma = 6.127$ S/m; $\epsilon_r = 48.092$; $\rho = 1000$ kg/m³, Medium parameters used: $\sigma = 0$ S/m, $\epsilon_r = 1$; $\rho = 1000$ kg/m³

Phantom section: Flat Section

Measurement Standard: DASYS (IEEE/IEC/ANSI C63.19-2007)

DASY Configuration:

- DASYS 52.8.8(1222); SEMCAD X 14.6.10(7331)

Body/Body/Zoom Scan (9x9x12)/Cube 0: Measurement grid: dx=4mm, dy=4mm, dz=2mm

Reference Value = 7.339 V/m; Power Drift = 0.43 dB

Peak SAR (extrapolated) = 0.852 W/kg

SAR(1 g) = 0.228 W/kg; SAR(10 g) = 0.150 W/kg

Maximum value of SAR (measured) = 0.359 W/kg

Body/Body/Reference scan (31x31x1): Interpolated grid: dx=3.000 mm, dy=3.000 mm

Maximum value of SAR (interpolated) = 0.228 W/kg

Body/Body/Z Scan (1x1x21): Measurement grid: dx=20mm, dy=20mm, dz=5mm

Maximum value of Total (measured) = 5.406 V/m

Body/Body/Area scan (51x51x1): Interpolated grid: dx=1.000 mm, dy=1.000 mm

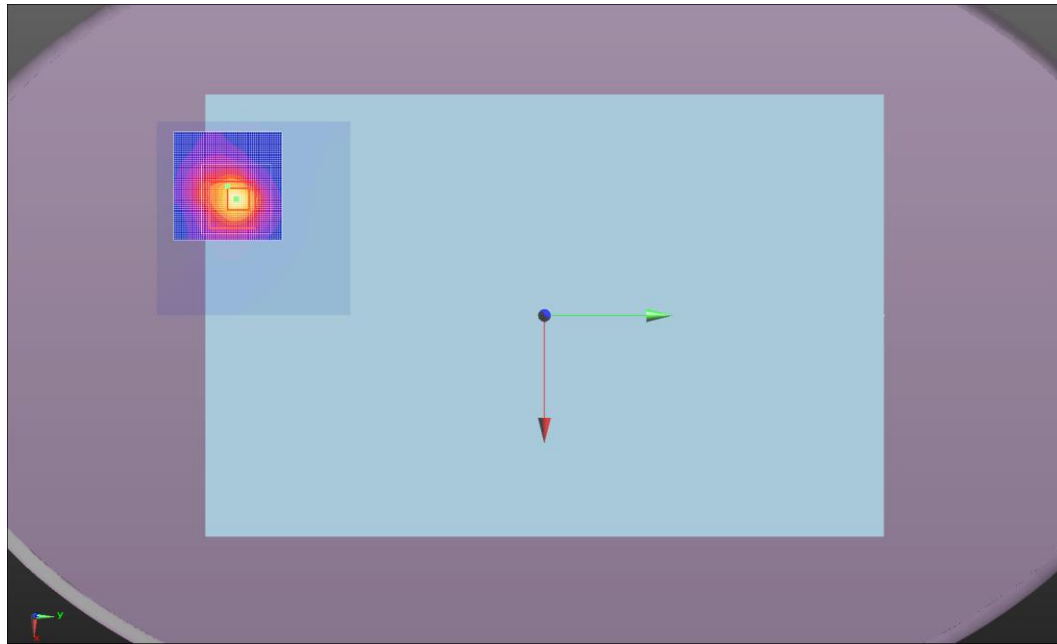
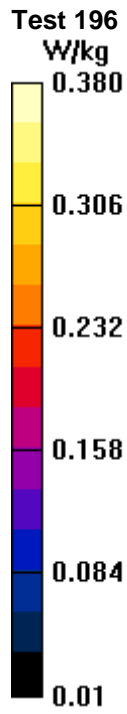
Maximum value of SAR (interpolated) = 0.376 W/kg

Maximum value of SAR (measured) = 0.179 W/kg



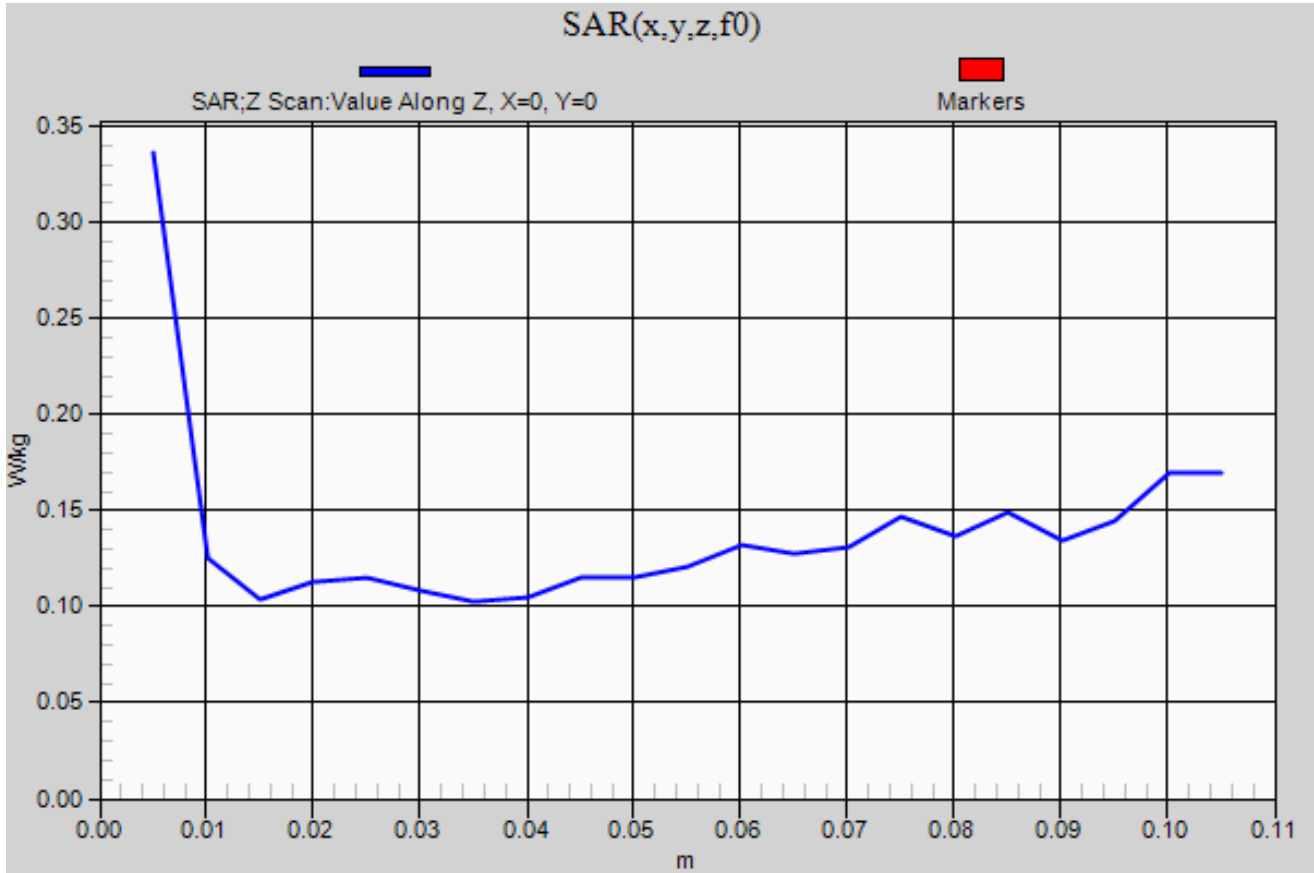
Approved By

SAR TEST DATA – 5.8GHz



SAR TEST DATA – 5.8GHz

Test 186a -



SAR TEST DATA – 2.4GHz MIMO



EUT:	SKL21-SDS	Work Order:	INTE5597
Customer:	Intel Corporation	Job Site:	EV08
Attendees:	None	Customer Project:	None

TEST SPECIFICATIONS

Specification:	Method:
FCC 15.247:2015 FCC 2.1093:2015	FCC KDB 248227 D01 V02r01 FCC KDB 447498 D01 v05r02 FCC KDB 616217 D04 v01r01 FCC KDB 865664 D01 v01r03 FCC KDB 865664 D02 v01r01 IEEE Std 1528:2013

COMMENTS

None

DEVIATIONS FROM TEST STANDARD

None

RESULTS

Frequency Band	Transmit Frequency (MHz)	Transmit Channel	Data Rate (Mbps)	Channel Bandwidth (MHz)	Antenna Port	Mode	EUT Position	Power Drift During Test (dB)	Measured 1g SAR Level (mW/g)	Measured 10g SAR Level (mW/g)	Rated Power	Scaling Factor	Reported 1g SAR Level (mW/g)	Reported 10g SAR Level (mW/g)	Test Number
2.4	2437	6	MCS8	20	A&B	Tablet	Back	0.03	1.31	0.47	12	0.60	0.79	0.28	17a
2.4	2462	11	MCS8	20	A&B	Tablet	Back	0.05	0.85	0.31	12	1.29	1.09	0.40	17b
2.4	2412	1	MCS8	20	A&B	Tablet	Back	-0.18	0.40	0.15	12	1.45	0.58	0.58	17c
2.4	2442	7F	MCS8	40	A&B	Tablet	Back	-0.20	0.59	0.22	12	1.48	0.88	0.87	19

SAR TEST DATA – 2.4GHz MIMO

Tested By:	Luke Richardson and Ethan Schoonover	Room Temperature (°C):	23
Date:	7/2/2015	Liquid Temperature (°C):	22.6
Serial Number:	IASY515S0018	Humidity (%RH):	45.3
Configuration:	INTE5597-2	Bar. Pressure (mb):	1014.5
Comments:	Final Power Setting: 14.5 dBm		

Test 17a

DUT: SKL21-SDS; Type: Tablet/ Computer; Serial: IASY515S0018

Communication System: UID 0, CW (0); Communication System Band: D2450 (2450.0 MHz); Frequency: 2437 MHz; Communication System PAR: 0 dB; PMF: 1

Medium parameters used: $\sigma = 0$ S/m, $\epsilon_r = 1$; $\rho = 1000$ kg/m³, Medium parameters used (interpolated): $f = 2437$ MHz; $\sigma = 1.927$ S/m; $\epsilon_r = 50.939$; $\rho = 1000$ kg/m³

Phantom section: Flat Section

Measurement Standard: DASy5 (IEEE/IEC/ANSI C63.19-2007)

DASy Configuration:

- DASy52 52.8.8(1222); SEMCAD X 14.6.10(7331)

Body/Body/Z Scan 2 (1x1x21): Measurement grid: dx=20mm, dy=20mm, dz=5mm

[Info: Interpolated medium parameters used for SAR evaluation.](#)

Maximum value of Total (measured) = 10.49 V/m

Body/Body/Reference scan 2 (31x31x1): Interpolated grid: dx=3.000 mm, dy=3.000 mm

[Info: Interpolated medium parameters used for SAR evaluation.](#)

Maximum value of SAR (interpolated) = 0.358 W/kg

Body/Body/Area scan 2 (51x51x1): Interpolated grid: dx=1.000 mm, dy=1.000 mm

[Info: Interpolated medium parameters used for SAR evaluation.](#)

Maximum value of SAR (interpolated) = 0.561 W/kg

Body/Body/Reference scan (31x31x1): Interpolated grid: dx=3.000 mm, dy=3.000 mm

[Info: Interpolated medium parameters used for SAR evaluation.](#)

Maximum value of SAR (interpolated) = 2.10 W/kg

Body/Body/Zoom Scan 3 (8x8x12)/Cube 0: Measurement grid: dx=4mm, dy=4mm, dz=2mm

Reference Value = 15.81 V/m; Power Drift = -0.05 dB

Peak SAR (extrapolated) = 1.11 W/kg

SAR(1 g) = 0.346 W/kg; SAR(10 g) = 0.152 W/kg

[Info: Interpolated medium parameters used for SAR evaluation.](#)

Maximum value of SAR (measured) = 0.617 W/kg

Body/Body/Zoom Scan (9x9x12)/Cube 0: Measurement grid: dx=4mm, dy=4mm, dz=2mm

Reference Value = 32.14 V/m; Power Drift = 0.03 dB

Peak SAR (extrapolated) = 3.61 W/kg

SAR(1 g) = 1.31 W/kg; SAR(10 g) = 0.468 W/kg

[Info: Interpolated medium parameters used for SAR evaluation.](#)

Maximum value of SAR (measured) = 2.37 W/kg

SAR TEST DATA – 2.4GHz MIMO

Body/Body/Z Scan (1x1x21): Measurement grid: dx=20mm, dy=20mm, dz=5mm

Info: Interpolated medium parameters used for SAR evaluation.

Maximum value of Total (measured) = 22.96 V/m

Body/Body/Area scan (51x51x1): Interpolated grid: dx=1.000 mm, dy=1.000 mm

Info: Interpolated medium parameters used for SAR evaluation.

Maximum value of SAR (interpolated) = 2.08 W/kg

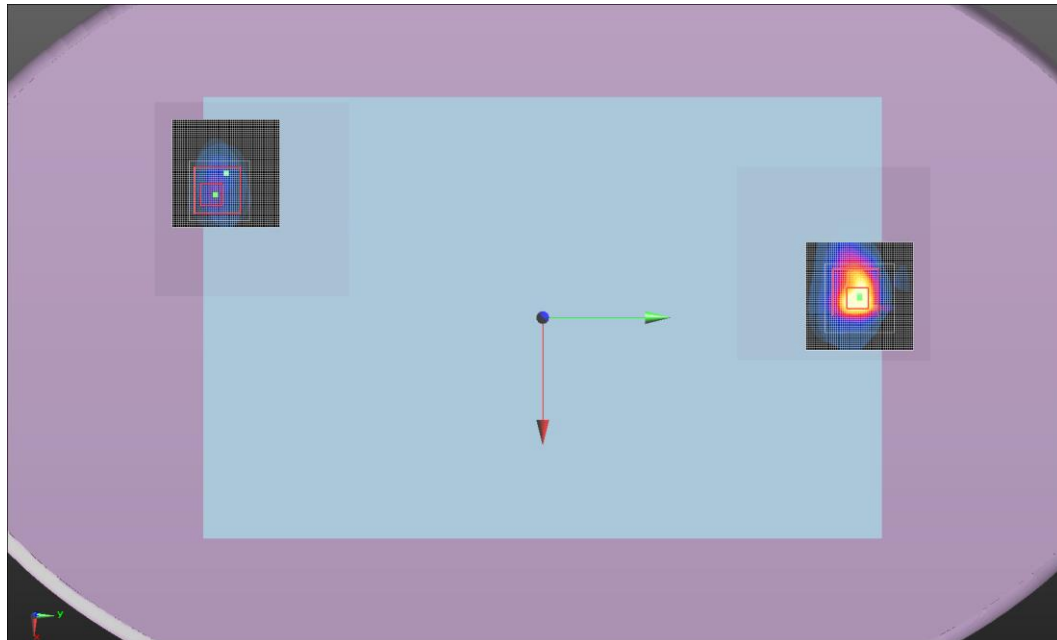
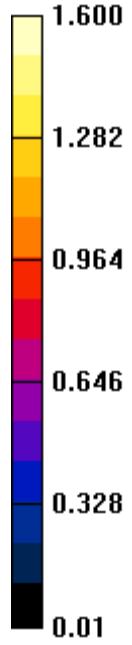
Maximum value of SAR (measured) = 0.212 W/kg



Approved By

SAR TEST DATA – 2.4GHz MIMO

Test 17a
V/m



SAR TEST DATA – 2.4GHz MIMO

Tested By:	Luke Richardson and Ethan Schoonover	Room Temperature (°C):	23.1
Date:	7/2/2015	Liquid Temperature (°C):	22.5
Serial Number:	IASY515S0018	Humidity (%RH):	43.8
Configuration:	INTE5597-2	Bar. Pressure (mb):	1015.1
Comments:	Final Power Setting: 10.5 dBm		

Test 17b

DUT: SKL21-SDS; Type: Tablet/ Computer; Serial: IASY515S0018

Communication System: UID 0, CW; Communication System Band: D2450 (2450.0 MHz); Frequency: 2462 MHz; Communication System PAR: 0 dB; PMF: 1

Medium parameters used (interpolated): $f = 2462$ MHz; $\sigma = 1.964$ S/m; $\epsilon_r = 50.839$; $\rho = 1000$ kg/m³, Medium parameters used: $\sigma = 0$ S/m, $\epsilon_r = 1$; $\rho = 1000$ kg/m³

Phantom section: Flat Section

Measurement Standard: DASYS (IEEE/IEC/ANSI C63.19-2007)

DASY Configuration:

- DASY52 52.8.8(1222); SEMCAD X 14.6.10(7331)

Body/Body/Reference scan 2 (31x31x1): Interpolated grid: dx=3.000 mm, dy=3.000 mm

[Info: Interpolated medium parameters used for SAR evaluation.](#)

Maximum value of SAR (interpolated) = 0.136 W/kg

Body/Body/Zoom Scan 3 (7x7x7)/Cube 0: Measurement grid: dx=5mm, dy=5mm, dz=5mm

Reference Value = 9.650 V/m; Power Drift = 0.03 dB

Peak SAR (extrapolated) = 0.411 W/kg

SAR(1 g) = 0.143 W/kg; SAR(10 g) = 0.071 W/kg

[Info: Interpolated medium parameters used for SAR evaluation.](#)

Maximum value of SAR (measured) = 0.230 W/kg

Body/Body/Area scan 2 (51x51x1): Interpolated grid: dx=1.200 mm, dy=1.200 mm

[Info: Interpolated medium parameters used for SAR evaluation.](#)

Maximum value of SAR (interpolated) = 0.251 W/kg

Body/Body/Zoom Scan (7x7x7)/Cube 0: Measurement grid: dx=5mm, dy=5mm, dz=5mm

Reference Value = 28.32 V/m; Power Drift = 0.05 dB

Peak SAR (extrapolated) = 2.35 W/kg

SAR(1 g) = 0.847 W/kg; SAR(10 g) = 0.308 W/kg

[Info: Interpolated medium parameters used for SAR evaluation.](#)

Maximum value of SAR (measured) = 1.53 W/kg

Body/Body/Reference scan (31x31x1): Interpolated grid: dx=3.000 mm, dy=3.000 mm

[Info: Interpolated medium parameters used for SAR evaluation.](#)

Maximum value of SAR (interpolated) = 1.34 W/kg

Body/Body/Z Scan 2 (1x1x21): Measurement grid: dx=20mm, dy=20mm, dz=5mm

[Info: Interpolated medium parameters used for SAR evaluation.](#)

Maximum value of Total (measured) = 6.471 V/m

SAR TEST DATA – 2.4GHz MIMO

Body/Body/Area scan (51x51x1): Interpolated grid: dx=1.200 mm, dy=1.200 mm

[Info: Interpolated medium parameters used for SAR evaluation.](#)

Maximum value of SAR (interpolated) = 1.10 W/kg

Body/Body/Z Scan (1x1x21): Measurement grid: dx=20mm, dy=20mm, dz=5mm

[Info: Interpolated medium parameters used for SAR evaluation.](#)

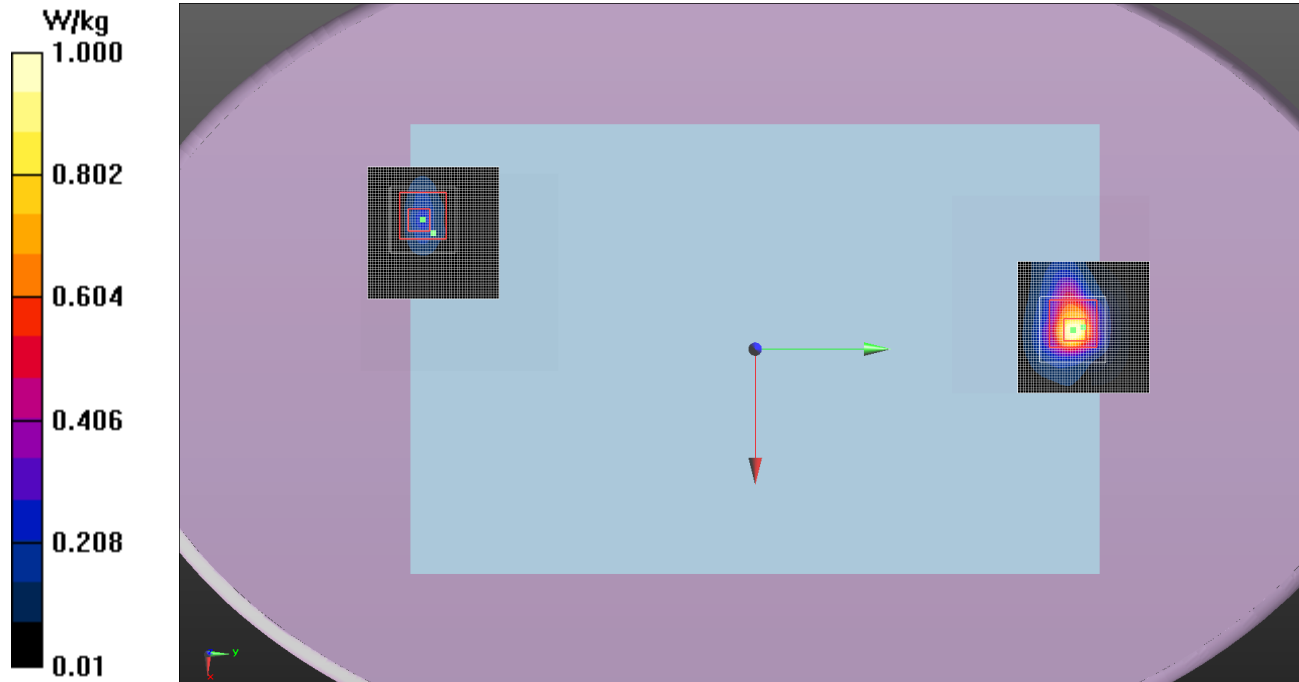
Maximum value of Total (measured) = 18.78 V/m



Approved By

SAR TEST DATA – 2.4GHz MIMO

Test 17b



SAR TEST DATA – 2.4GHz MIMO

Tested By:	Luke Richardson and Ethan Schoonover	Room Temperature (°C):	23.1
Date:	7/2/2015	Liquid Temperature (°C):	22.3
Serial Number:	IASY515S0018	Humidity (%RH):	42.8
Configuration:	INTE5597-2	Bar. Pressure (mb):	1015
Comments:	Final Power Setting: 10.5 dBm		

Test 17c

DUT: SKL21-SDS; Type: Tablet/ Computer; Serial: IASY515S0018

Communication System: UID 0, CW; Communication System Band: D2450 (2450.0 MHz); Frequency: 2412 MHz; Communication System PAR: 0 dB; PMF: 1

Medium parameters used (interpolated): $f = 2412$ MHz; $\sigma = 1.887$ S/m; $\epsilon_r = 51.062$; $\rho = 1000$ kg/m³, Medium parameters used: $\sigma = 0$ S/m, $\epsilon_r = 1$; $\rho = 1000$ kg/m³

Phantom section: Flat Section

Measurement Standard: DASYS5 (IEEE/IEC/ANSI C63.19-2007)

DASY Configuration:

- DASY52 52.8.8(1222); SEMCAD X 14.6.10(7331)

Body/Body/Reference scan 2 (31x31x1): Interpolated grid: dx=3.000 mm, dy=3.000 mm

[Info: Interpolated medium parameters used for SAR evaluation.](#)

Maximum value of SAR (interpolated) = 0.214 W/kg

Body/Body/Zoom Scan 3 (7x7x7)/Cube 0: Measurement grid: dx=5mm, dy=5mm, dz=5mm

Reference Value = 10.72 V/m; Power Drift = -0.11 dB

Peak SAR (extrapolated) = 0.478 W/kg

SAR(1 g) = 0.160 W/kg; SAR(10 g) = 0.076 W/kg

[Info: Interpolated medium parameters used for SAR evaluation.](#)

Maximum value of SAR (measured) = 0.267 W/kg

Body/Body/Area scan 2 (51x51x1): Interpolated grid: dx=1.200 mm, dy=1.200 mm

[Info: Interpolated medium parameters used for SAR evaluation.](#)

Maximum value of SAR (interpolated) = 0.284 W/kg

Body/Body/Zoom Scan (7x7x7)/Cube 0: Measurement grid: dx=5mm, dy=5mm, dz=5mm

Reference Value = 19.36 V/m; Power Drift = -0.18 dB

Peak SAR (extrapolated) = 1.10 W/kg

SAR(1 g) = 0.400 W/kg; SAR(10 g) = 0.152 W/kg

[Info: Interpolated medium parameters used for SAR evaluation.](#)

Maximum value of SAR (measured) = 0.685 W/kg

Body/Body/Reference scan (31x31x1): Interpolated grid: dx=3.000 mm, dy=3.000 mm

[Info: Interpolated medium parameters used for SAR evaluation.](#)

Maximum value of SAR (interpolated) = 0.218 W/kg

Body/Body/Z Scan 2 (1x1x21): Measurement grid: dx=20mm, dy=20mm, dz=5mm

[Info: Interpolated medium parameters used for SAR evaluation.](#)

Maximum value of Total (measured) = 6.810 V/m

SAR TEST DATA – 2.4GHz MIMO

Body/Body/Area scan (51x51x1): Interpolated grid: dx=1.200 mm, dy=1.200 mm

Info: Interpolated medium parameters used for SAR evaluation.

Maximum value of SAR (interpolated) = 0.667 W/kg

Body/Body/Z Scan (1x1x21): Measurement grid: dx=20mm, dy=20mm, dz=5mm

Info: Interpolated medium parameters used for SAR evaluation.

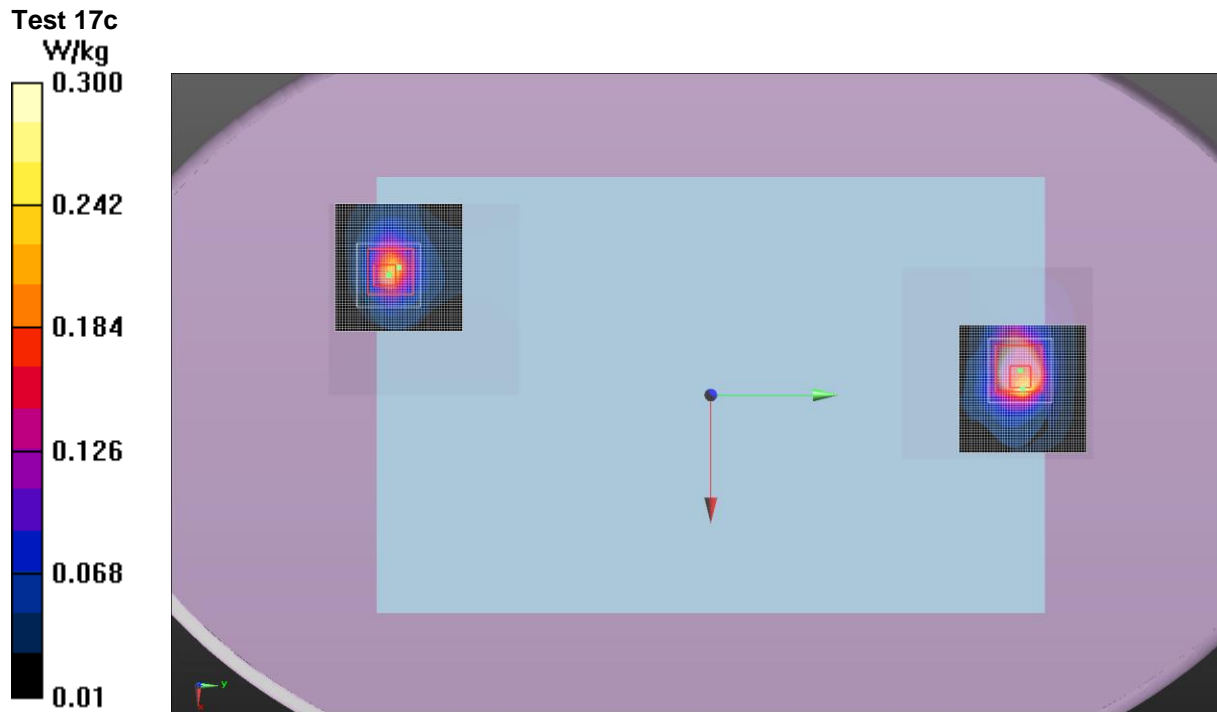
Maximum value of Total (measured) = 12.29 V/m

Maximum value of SAR (measured) = 0.0875 W/kg



Approved By

SAR TEST DATA – 2.4GHz MIMO



SAR TEST DATA – 2.4GHz MIMO

Tested By:	Luke Richardson and Ethan Schoonover	Room Temperature (°C):	23.2
Date:	7/2/2015	Liquid Temperature (°C):	22.1
Serial Number:	IASY515S0018	Humidity (%RH):	42.9
Configuration:	INTE5597-2	Bar. Pressure (mb):	1015.1
Comments:	Final Power Setting: 11 dBm		

Test 19

DUT: SKL21-SDS; Type: Tablet/ Computer; Serial: IASY515S0018

Communication System: UID 0, CW; Communication System Band: D2450 (2450.0 MHz); Frequency: 2441 MHz; Communication System PAR: 0 dB; PMF: 1

Medium parameters used (interpolated): $f = 2441$ MHz; $\sigma = 1.933$ S/m; $\epsilon_r = 50.923$; $\rho = 1000$ kg/m³, Medium parameters used: $\sigma = 0$ S/m, $\epsilon_r = 1$; $\rho = 1000$ kg/m³

Phantom section: Flat Section

Measurement Standard: DASYS (IEEE/IEC/ANSI C63.19-2007)

DASY Configuration:

- DASY52 52.8.8(1222); SEMCAD X 14.6.10(7331)

Body/Body/Reference scan 2 (31x31x1): Interpolated grid: dx=3.000 mm, dy=3.000 mm

[Info: Interpolated medium parameters used for SAR evaluation.](#)

Maximum value of SAR (interpolated) = 0.169 W/kg

Body/Body/Zoom Scan 3 (7x7x7)/Cube 0: Measurement grid: dx=5mm, dy=5mm, dz=5mm

Reference Value = 9.378 V/m; Power Drift = -0.12 dB

Peak SAR (extrapolated) = 0.369 W/kg

SAR(1 g) = 0.125 W/kg; SAR(10 g) = 0.062 W/kg

[Info: Interpolated medium parameters used for SAR evaluation.](#)

Maximum value of SAR (measured) = 0.203 W/kg

Body/Body/Area scan 2 (51x51x1): Interpolated grid: dx=1.200 mm, dy=1.200 mm

[Info: Interpolated medium parameters used for SAR evaluation.](#)

Maximum value of SAR (interpolated) = 0.224 W/kg

Body/Body/Zoom Scan (7x7x7)/Cube 0: Measurement grid: dx=5mm, dy=5mm, dz=5mm

Reference Value = 23.57 V/m; Power Drift = -0.20 dB

Peak SAR (extrapolated) = 1.65 W/kg

SAR(1 g) = 0.594 W/kg; SAR(10 g) = 0.222 W/kg

[Info: Interpolated medium parameters used for SAR evaluation.](#)

Maximum value of SAR (measured) = 1.04 W/kg

Body/Body/Reference scan (31x31x1): Interpolated grid: dx=3.000 mm, dy=3.000 mm

[Info: Interpolated medium parameters used for SAR evaluation.](#)

Maximum value of SAR (interpolated) = 0.329 W/kg

Body/Body/Z Scan 2 (1x1x21): Measurement grid: dx=20mm, dy=20mm, dz=5mm

[Info: Interpolated medium parameters used for SAR evaluation.](#)

Maximum value of Total (measured) = 6.411 V/m

SAR TEST DATA – 2.4GHz MIMO

Body/Body/Area scan (51x51x1): Interpolated grid: dx=1.200 mm, dy=1.200 mm


Info: Interpolated medium parameters used for SAR evaluation.

Maximum value of SAR (interpolated) = 0.997 W/kg

Body/Body/Z Scan (1x1x21): Measurement grid: dx=20mm, dy=20mm, dz=5mm

Info: Interpolated medium parameters used for SAR evaluation.

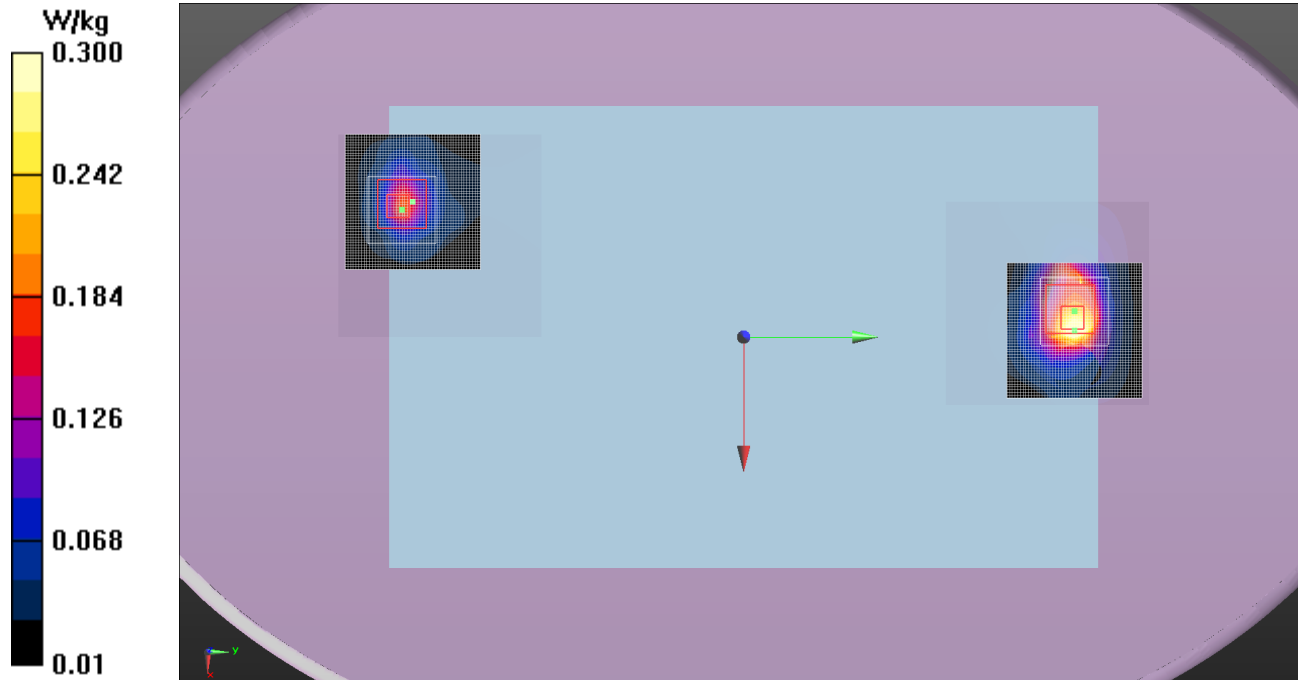
Maximum value of Total (measured) = 14.53 V/m



Approved By

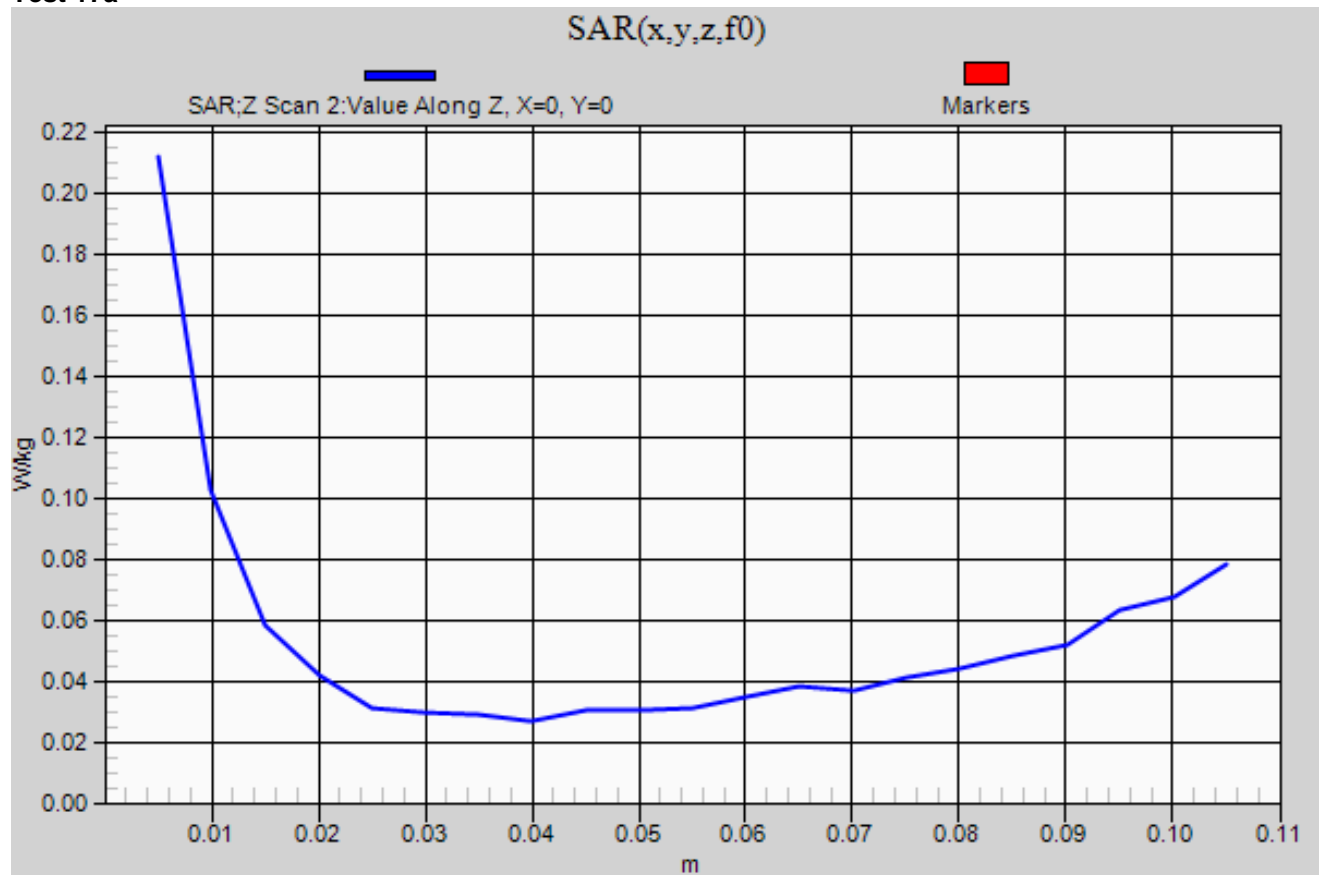
SAR TEST DATA – 2.4GHz MIMO

Test 19



SAR TEST DATA – 2.4GHz MIMO

Test 17a -



SAR TEST DATA - 5GHz MIMO



EUT:	SKL21-SDS	Work Order:	INTE5597
Customer:	Intel Corporation	Job Site:	EV08
Attendees:	None	Customer Project:	None

TEST SPECIFICATIONS

Specification:	Method:
FCC 15.247:2015 FCC 2.1093:2015	FCC KDB 248227 D01 V02r01 FCC KDB 447498 D01 v05r02 FCC KDB 616217 D04 v01r01 FCC KDB 865664 D01 v01r03 FCC KDB 865664 D02 v01r01 IEEE Std 1528:2013

COMMENTS

None

DEVIATIONS FROM TEST STANDARD

None

RESULTS

Frequency Band	Transmit Frequency (MHz)	Transmit Channel	Data Rate (Mbps)	Channel Bandwidth (MHz)	Antenna Port	Mode	EUT Position	Power Drift During Test (dB)	Measured 1g SAR Level (mW/g)	Measured 10g SAR Level (mW/g)	Rated Power	Scaling Factor	Reported 1g SAR Level (mW/g)	Reported 10g SAR Level (mW/g)	Test Number
5.2	5220	44	MCS0(ac)	20	A&B	Tablet	Back	-0.12	0.62	0.23	11.0	0.62	0.38	0.14	197
5.3	5280	56	MCS0(ac)	20	A&B	Tablet	Back	-0.02	0.93	0.33	11.0	0.44	0.41	0.14	198
5.3	5320	64	MCS0(ac)	20	A&B	Tablet	Back	0.03	0.74	0.28	11.0	0.71	0.52	0.20	198a
5.3	5260	52	MCS0(ac)	20	A&B	Tablet	Back	0.17	1.17	0.41	11.0	0.45	0.52	0.18	198b
5.6	5520	104	MCS0(ac)	20	A&B	Tablet	Back	0.00	1.45	0.44	10.5	0.29	0.42	0.13	199
5.6	5680	136	MCS0(ac)	20	A&B	Tablet	Back	0.01	1.42	0.43	10.5	0.40	0.57	0.17	199b
5.6	5580	116	MCS0(ac)	20	A&B	Tablet	Back	0.00	1.09	0.36	10.5	0.40	0.43	0.14	199c
5.8	5805	161	MCS0(ac)	20	A&B	Tablet	Back	-0.14	1.05	0.32	10.5	0.39	0.41	0.12	200
5.8	5745	149	MCS0(ac)	20	A&B	Tablet	Back	0.00	1.01	0.30	10.5	0.41	0.41	0.12	200a
5.8	5785	157	MCS0(ac)	20	A&B	Tablet	Back	0.28	1.01	0.373	10.5	0.40	0.40	0.15	200b
5.2	5230	44/48 (46F)	MCS0(ac)	40	A&B	Tablet	Back	-0.05	1.32	0.44	11.0	0.49	0.65	0.22	201
5.2	5190	36/40 (38F)	MCS0(ac)	40	A&B	Tablet	Back	0.06	0.48	0.18	11.0	1.26	0.60	0.23	201a
5.3	5270	52/56 (54F)	MCS0(ac)	40	A&B	Tablet	Back	0.12	1.26	0.44	11.0	0.29	0.36	0.13	202d
5.3	5310	60/64 (62F)	MCS0(ac)	40	A&B	Tablet	Back	0.08	0.88	0.32	11.0	0.81	0.72	0.26	202e
5.6	5550	108/112 (110F)	MCS0(ac)	40	A&B	Tablet	Back	0.06	1.26	0.40	10.5	0.18	0.23	0.07	203
5.6	5510	100/104 (102F)	MCS0(ac)	40	A&B	Tablet	Back	0.10	0.84	0.29	10.5	0.71	0.59	0.21	203a
5.6	5670	132/136 (134F)	MCS0(ac)	40	A&B	Tablet	Back	0.06	1.30	0.38	10.5	0.46	0.59	0.17	203g
5.6	5795	157/161	MCS0(ac)	40	A&B	Tablet	Back	0.31	1.09	0.403	10.5	0.13	0.14	0.05	204a
5.6	5755	149/153	MCS0(ac)	40	A&B	Tablet	Back	0.29	1.33	0.465	10.5	0.21	0.28	0.10	204b
5.8	5210	42	MCS0(ac)	80	A&B	Tablet	Back	-0.15	0.545	0.203	11.0	0.79	0.43	0.16	205
5.8	5290	58	MCS0(ac)	80	A&B	Tablet	Back	0.18	0.643	0.25	11.0	0.83	0.53	0.21	206
5.8	5530	106	MCS0(ac)	80	A&B	Tablet	Back	-0.04	0.627	0.217	10.5	0.76	0.48	0.16	207
5.8	5775	155	MCS0(ac)	80	A&B	Tablet	Back	0.33	1.06	0.387	10.5	0.31	0.33	0.12	208a

SAR TEST DATA - 5GHz MIMO

Tested By:	Carl Engholm	Room Temperature (°C):	23.9
Date:	6/24/2015	Liquid Temperature (°C):	22.2
Serial Number:	IASY515S0018	Humidity (%RH):	47
Configuration:	INTE5597-2	Bar. Pressure (mb):	1017
Comments:	Final Power Setting: 10.0		

Test 197

DUT: SKL21-SDS; Type: Tablet/ Computer; Serial: IASY515S0018

Communication System: UID 0, CW (0); Communication System Band: D5GHz (5000.0 - 6000.0 MHz);

Frequency: 5220 MHz; Communication System PAR: 0 dB; PMF: 1

Medium parameters used: $\sigma = 0$ S/m, $\epsilon_r = 1$; $\rho = 1000$ kg/m³, Medium parameters used (interpolated): $f = 5220$ MHz; $\sigma = 5.305$ S/m; $\epsilon_r = 47.315$; $\rho = 1000$ kg/m³

Phantom section: Flat Section

Measurement Standard: DASYS5 (IEEE/IEC/ANSI C63.19-2007)

DASY Configuration:

- DASYS2 52.8.8(1222); SEMCAD X 14.6.10(7331)

Body/Body/Z Scan 2 (1x1x21): Measurement grid: dx=20mm, dy=20mm, dz=5mm

[Info: Interpolated medium parameters used for SAR evaluation.](#)

Maximum value of Total (measured) = 6.940 V/m

Body/Body/Reference scan 2 (31x31x1): Interpolated grid: dx=3.000 mm, dy=3.000 mm

[Info: Interpolated medium parameters used for SAR evaluation.](#)

Maximum value of SAR (interpolated) = 0.192 W/kg

Body/Body/Area scan 2 (51x51x1): Interpolated grid: dx=1.000 mm, dy=1.000 mm

[Info: Interpolated medium parameters used for SAR evaluation.](#)

Maximum value of SAR (interpolated) = 1.27 W/kg

Body/Body/Reference scan (31x31x1): Interpolated grid: dx=3.000 mm, dy=3.000 mm

[Info: Interpolated medium parameters used for SAR evaluation.](#)

Maximum value of SAR (interpolated) = 0.132 W/kg

Body/Body/Zoom Scan 3 (9x9x12)/Cube 0: Measurement grid: dx=4mm, dy=4mm, dz=2mm

Reference Value = 13.63 V/m; Power Drift = -0.12 dB

Peak SAR (extrapolated) = 2.50 W/kg

SAR(1 g) = 0.624 W/kg; SAR(10 g) = 0.227 W/kg

[Info: Interpolated medium parameters used for SAR evaluation.](#)

Maximum value of SAR (measured) = 1.19 W/kg

Body/Body/Zoom Scan (9x9x12)/Cube 0: Measurement grid: dx=4mm, dy=4mm, dz=2mm

Reference Value = 13.41 V/m; Power Drift = 0.02 dB

Peak SAR (extrapolated) = 2.50 W/kg

SAR(1 g) = 0.582 W/kg; SAR(10 g) = 0.204 W/kg

[Info: Interpolated medium parameters used for SAR evaluation.](#)

Maximum value of SAR (measured) = 1.13 W/kg

SAR TEST DATA - 5GHz MIMO

Body/Body/Z Scan (1x1x21): Measurement grid: dx=20mm, dy=20mm, dz=5mm

[Info: Interpolated medium parameters used for SAR evaluation.](#)

Maximum value of Total (measured) = 6.868 V/m

Body/Body/Area scan 3 (51x51x1): Interpolated grid: dx=1.000 mm, dy=1.000 mm

[Info: Interpolated medium parameters used for SAR evaluation.](#)

Maximum value of SAR (interpolated) = 1.05 W/kg

Body/Body/Area scan (51x51x1): Interpolated grid: dx=1.000 mm, dy=1.000 mm

[Info: Interpolated medium parameters used for SAR evaluation.](#)

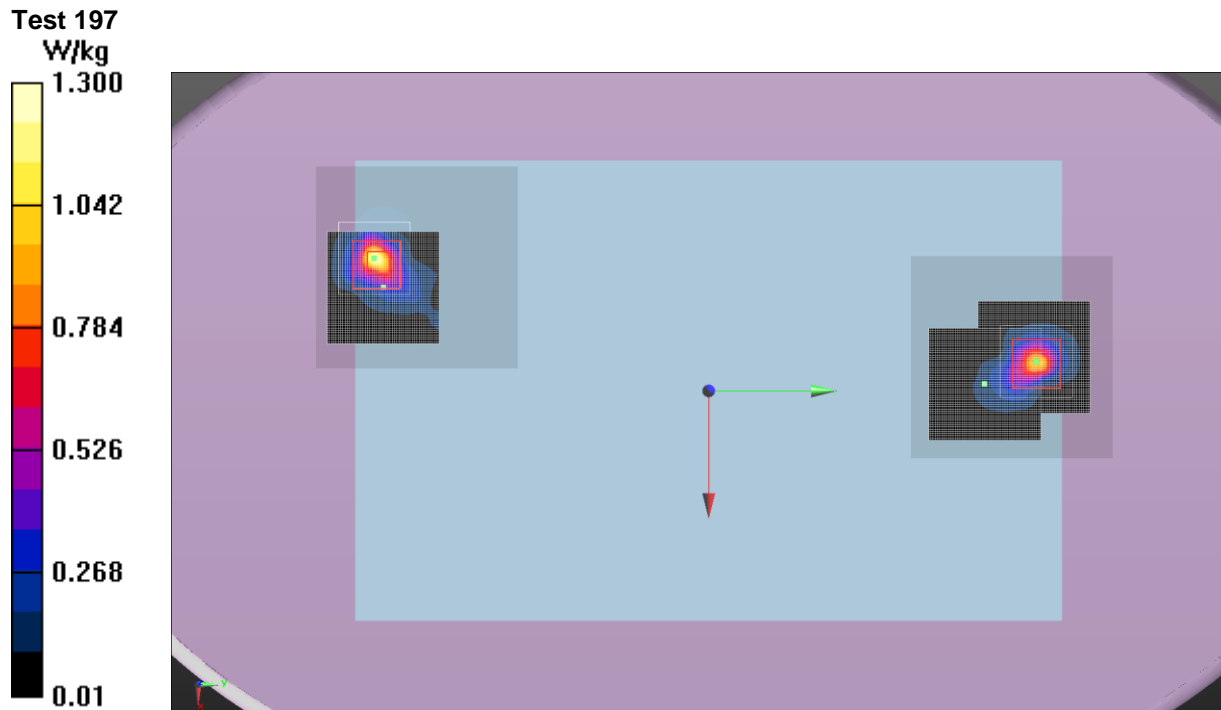
Maximum value of SAR (interpolated) = 0.977 W/kg

Maximum value of SAR (measured) = 0.255 W/kg



Approved By

SAR TEST DATA - 5GHz MIMO



SAR TEST DATA - 5GHz MIMO

Tested By:	Carl Engholm	Room Temperature (°C):	23.3
Date:	6/24/2015	Liquid Temperature (°C):	22.2
Serial Number:	IASY515S0018	Humidity (%RH):	51
Configuration:	INTE5597-2	Bar. Pressure (mb):	1017
Comments:	Final Power Setting: 12.0		

Test 198

DUT: SKL21-SDS; Type: Tablet/ Computer; Serial: IASY515S0018

Communication System: UID 0, CW (0); Communication System Band: D5GHz (5000.0 - 6000.0 MHz);

Frequency: 5280 MHz; Communication System PAR: 0 dB; PMF: 1

Medium parameters used: $\sigma = 0$ S/m, $\epsilon_r = 1$; $\rho = 1000$ kg/m³, Medium parameters used (interpolated): $f = 5280$ MHz; $\sigma = 5.385$ S/m; $\epsilon_r = 47.254$; $\rho = 1000$ kg/m³

Phantom section: Flat Section

Measurement Standard: DASYS (IEEE/IEC/ANSI C63.19-2007)

DASY Configuration:

- DASYS 52.8.8(1222); SEMCAD X 14.6.10(7331)

Body/Body/Z Scan 2 (1x1x21): Measurement grid: dx=20mm, dy=20mm, dz=5mm

[Info: Interpolated medium parameters used for SAR evaluation.](#)

Maximum value of Total (measured) = 8.811 V/m

Body/Body/Reference scan 2 (31x31x1): Interpolated grid: dx=3.000 mm, dy=3.000 mm

[Info: Interpolated medium parameters used for SAR evaluation.](#)

Maximum value of SAR (interpolated) = 0.380 W/kg

Body/Body/Area scan 2 (51x51x1): Interpolated grid: dx=1.000 mm, dy=1.000 mm

[Info: Interpolated medium parameters used for SAR evaluation.](#)

Maximum value of SAR (interpolated) = 1.85 W/kg

Body/Body/Reference scan (31x31x1): Interpolated grid: dx=3.000 mm, dy=3.000 mm

[Info: Interpolated medium parameters used for SAR evaluation.](#)

Maximum value of SAR (interpolated) = 0.556 W/kg

Body/Body/Zoom Scan 3 (9x9x12)/Cube 0: Measurement grid: dx=4mm, dy=4mm, dz=2mm

Reference Value = 17.35 V/m; Power Drift = -0.02 dB

Peak SAR (extrapolated) = 3.64 W/kg

SAR(1 g) = 0.932 W/kg; SAR(10 g) = 0.327 W/kg

[Info: Interpolated medium parameters used for SAR evaluation.](#)

Maximum value of SAR (measured) = 1.88 W/kg

Body/Body/Zoom Scan (9x9x12)/Cube 0: Measurement grid: dx=4mm, dy=4mm, dz=2mm

Reference Value = 15.22 V/m; Power Drift = -0.02 dB

Peak SAR (extrapolated) = 3.19 W/kg

SAR(1 g) = 0.746 W/kg; SAR(10 g) = 0.255 W/kg

[Info: Interpolated medium parameters used for SAR evaluation.](#)

Maximum value of SAR (measured) = 1.49 W/kg

SAR TEST DATA - 5GHz MIMO

Body/Body/Z Scan (1x1x21): Measurement grid: dx=20mm, dy=20mm, dz=5mm

Info: Interpolated medium parameters used for SAR evaluation.

Maximum value of Total (measured) = 7.719 V/m

Body/Body/Area scan (51x51x1): Interpolated grid: dx=1.000 mm, dy=1.000 mm

Info: Interpolated medium parameters used for SAR evaluation.

Maximum value of SAR (interpolated) = 1.48 W/kg

Maximum value of SAR (measured) = 0.418 W/kg

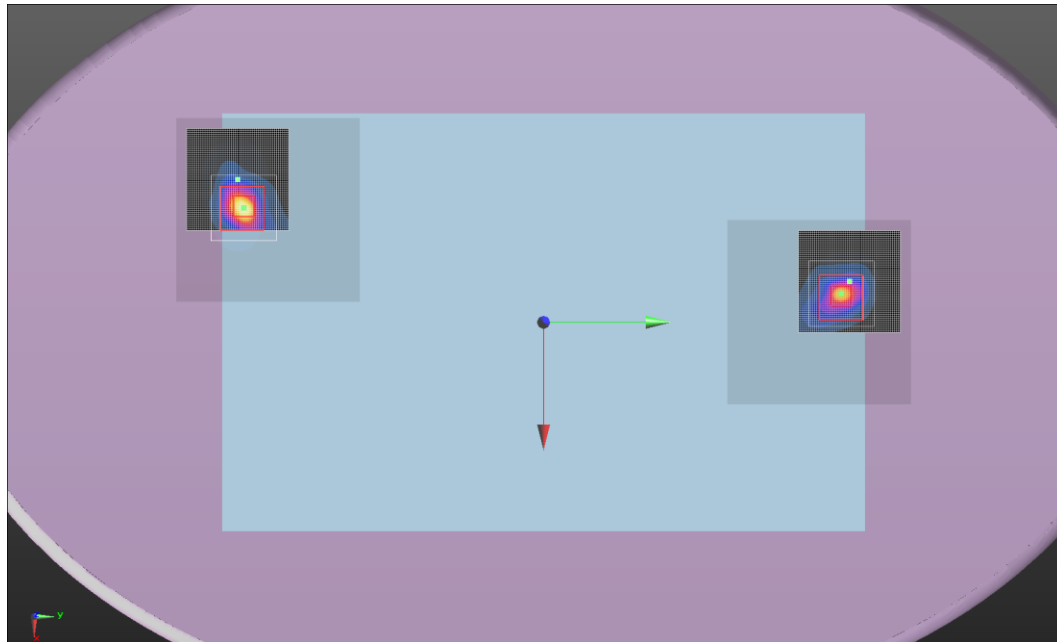
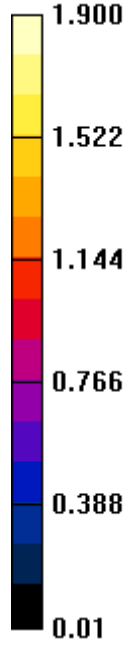


Approved By

SAR TEST DATA - 5GHz MIMO

Test 198

W/kg



SAR TEST DATA - 5GHz MIMO

Tested By:	Luke Richardson and Ethan Schoonover	Room Temperature (°C):	23.5
Date:	6/26/2015	Liquid Temperature (°C):	23
Serial Number:	IASY515S0018	Humidity (%RH):	44.9
Configuration:	INTE5597-2	Bar. Pressure (mb):	1016.2
Comments:	Final Power Setting: 10.0		

Test 198a

DUT: SKL21-SDS; Type: Tablet/ Computer; Serial: IASY515S0018

Communication System: UID 0, CW (0); Communication System Band: D5GHz (5000.0 - 6000.0 MHz);

Frequency: 5320 MHz; Communication System PAR: 0 dB; PMF: 1

Medium parameters used: $\sigma = 0$ S/m, $\epsilon_r = 1$; $\rho = 1000$ kg/m³, Medium parameters used (interpolated): $f = 5320$ MHz; $\sigma = 5.378$ S/m; $\epsilon_r = 47.307$; $\rho = 1000$ kg/m³

Phantom section: Flat Section

Measurement Standard: DASYS (IEEE/IEC/ANSI C63.19-2007)

DASY Configuration:

- DASYS 52.8.8(1222); SEMCAD X 14.6.10(7331)

Body/Body/Z Scan 2 (1x1x21): Measurement grid: dx=20mm, dy=20mm, dz=5mm

[Info: Interpolated medium parameters used for SAR evaluation.](#)

Maximum value of Total (measured) = 7.852 V/m

Body/Body/Reference scan 2 (31x31x1): Interpolated grid: dx=3.000 mm, dy=3.000 mm

[Info: Interpolated medium parameters used for SAR evaluation.](#)

Maximum value of SAR (interpolated) = 0.353 W/kg

Body/Body/Area scan 2 (51x51x1): Interpolated grid: dx=1.000 mm, dy=1.000 mm

[Info: Interpolated medium parameters used for SAR evaluation.](#)

Maximum value of SAR (interpolated) = 1.50 W/kg

Body/Body/Reference scan (31x31x1): Interpolated grid: dx=3.000 mm, dy=3.000 mm

[Info: Interpolated medium parameters used for SAR evaluation.](#)

Maximum value of SAR (interpolated) = 0.493 W/kg

Body/Body/Zoom Scan 3 (9x9x12)/Cube 0: Measurement grid: dx=4mm, dy=4mm, dz=2mm

Reference Value = 14.76 V/m; Power Drift = 0.03 dB

Peak SAR (extrapolated) = 2.66 W/kg

SAR(1 g) = 0.741 W/kg; SAR(10 g) = 0.280 W/kg

[Info: Interpolated medium parameters used for SAR evaluation.](#)

Maximum value of SAR (measured) = 1.38 W/kg

Body/Body/Zoom Scan (9x9x12)/Cube 0: Measurement grid: dx=4mm, dy=4mm, dz=2mm

Reference Value = 12.38 V/m; Power Drift = 0.03 dB

Peak SAR (extrapolated) = 2.27 W/kg

SAR(1 g) = 0.537 W/kg; SAR(10 g) = 0.210 W/kg

[Info: Interpolated medium parameters used for SAR evaluation.](#)

Maximum value of SAR (measured) = 0.988 W/kg

SAR TEST DATA - 5GHz MIMO

Body/Body/Z Scan (1x1x21): Measurement grid: dx=20mm, dy=20mm, dz=5mm

Info: Interpolated medium parameters used for SAR evaluation.

Maximum value of Total (measured) = 6.894 V/m

Body/Body/Area scan (51x51x1): Interpolated grid: dx=1.000 mm, dy=1.000 mm

Info: Interpolated medium parameters used for SAR evaluation.

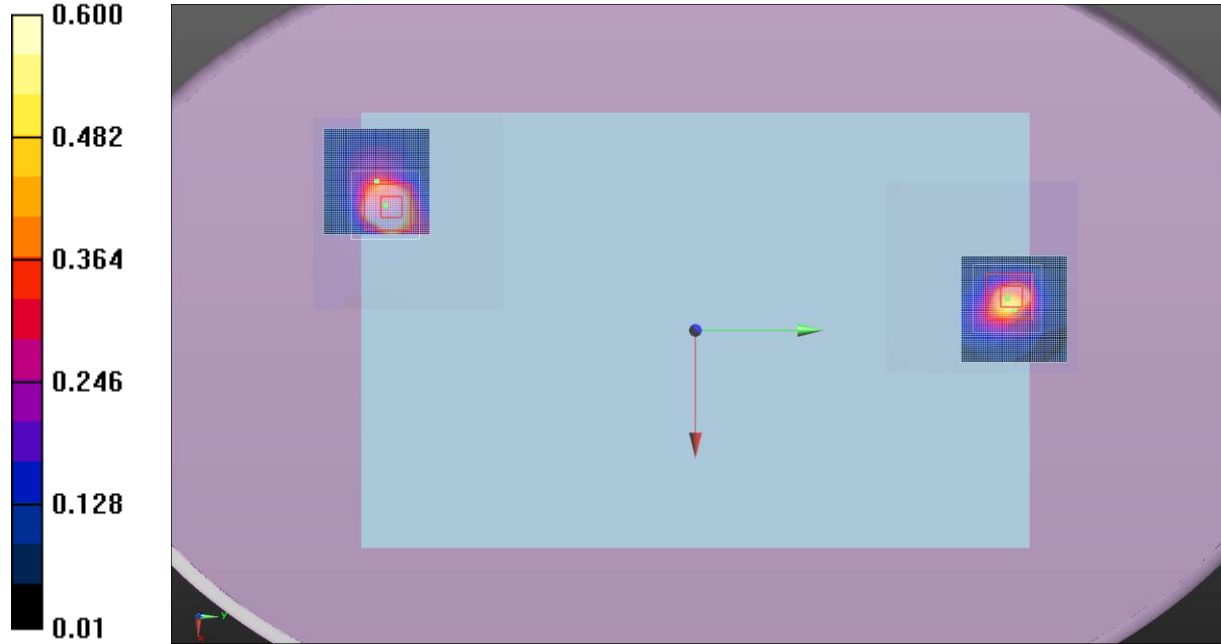
Maximum value of SAR (interpolated) = 0.926 W/kg

Maximum value of SAR (measured) = 0.332 W/kg

 
Approved By

SAR TEST DATA - 5GHz MIMO

Test 198a
V/m



SAR TEST DATA - 5GHz MIMO

Tested By:	Luke Richardson and Ethan Schoonover	Room Temperature (°C):	23.3
Date:	6/26/2015	Liquid Temperature (°C):	22.8
Serial Number:	IASY515S0018	Humidity (%RH):	44.4
Configuration:	INTE5597-2	Bar. Pressure (mb):	1015.3
Comments:	Final Power Setting: 12.0		

Test 198b

DUT: SKL21-SDS; Type: Tablet/ Computer; Serial: IASY515S0018

Communication System: UID 0, CW (0); Communication System Band: D5GHz (5000.0 - 6000.0 MHz);

Frequency: 5260 MHz; Communication System PAR: 0 dB; PMF: 1

Medium parameters used: $\sigma = 0$ S/m, $\epsilon_r = 1$; $\rho = 1000$ kg/m³, Medium parameters used (interpolated): $f = 5260$ MHz; $\sigma = 5.266$ S/m; $\epsilon_r = 47.397$; $\rho = 1000$ kg/m³

Phantom section: Flat Section

Measurement Standard: DASYS5 (IEEE/IEC/ANSI C63.19-2007)

DASY Configuration:

- DASYS52 52.8.8(1222); SEMCAD X 14.6.10(7331)

Body/Body/Z Scan 2 (1x1x21): Measurement grid: dx=20mm, dy=20mm, dz=5mm

[Info: Interpolated medium parameters used for SAR evaluation.](#)

Maximum value of Total (measured) = 9.372 V/m

Body/Body/Reference scan 2 (31x31x1): Interpolated grid: dx=3.000 mm, dy=3.000 mm

[Info: Interpolated medium parameters used for SAR evaluation.](#)

Maximum value of SAR (interpolated) = 0.631 W/kg

Body/Body/Area scan 2 (51x51x1): Interpolated grid: dx=1.000 mm, dy=1.000 mm

[Info: Interpolated medium parameters used for SAR evaluation.](#)

Maximum value of SAR (interpolated) = 2.43 W/kg

Body/Body/Reference scan (31x31x1): Interpolated grid: dx=3.000 mm, dy=3.000 mm

[Info: Interpolated medium parameters used for SAR evaluation.](#)

Maximum value of SAR (interpolated) = 0.879 W/kg

Body/Body/Zoom Scan 3 (8x8x12)/Cube 0: Measurement grid: dx=4mm, dy=4mm, dz=2mm

Reference Value = 18.35 V/m; Power Drift = 0.17 dB

Peak SAR (extrapolated) = 4.38 W/kg

SAR(1 g) = 1.17 W/kg; SAR(10 g) = 0.409 W/kg

[Info: Interpolated medium parameters used for SAR evaluation.](#)

Maximum value of SAR (measured) = 2.15 W/kg

Body/Body/Zoom Scan (9x9x12)/Cube 0: Measurement grid: dx=4mm, dy=4mm, dz=2mm

Reference Value = 16.75 V/m; Power Drift = 0.08 dB

Peak SAR (extrapolated) = 4.05 W/kg

SAR(1 g) = 0.928 W/kg; SAR(10 g) = 0.316 W/kg

[Info: Interpolated medium parameters used for SAR evaluation.](#)

Maximum value of SAR (measured) = 1.76 W/kg

SAR TEST DATA - 5GHz MIMO

Body/Body/Z Scan (1x1x21): Measurement grid: dx=20mm, dy=20mm, dz=5mm

Info: Interpolated medium parameters used for SAR evaluation.

Maximum value of Total (measured) = 8.595 V/m

Body/Body/Area scan (51x51x1): Interpolated grid: dx=1.000 mm, dy=1.000 mm

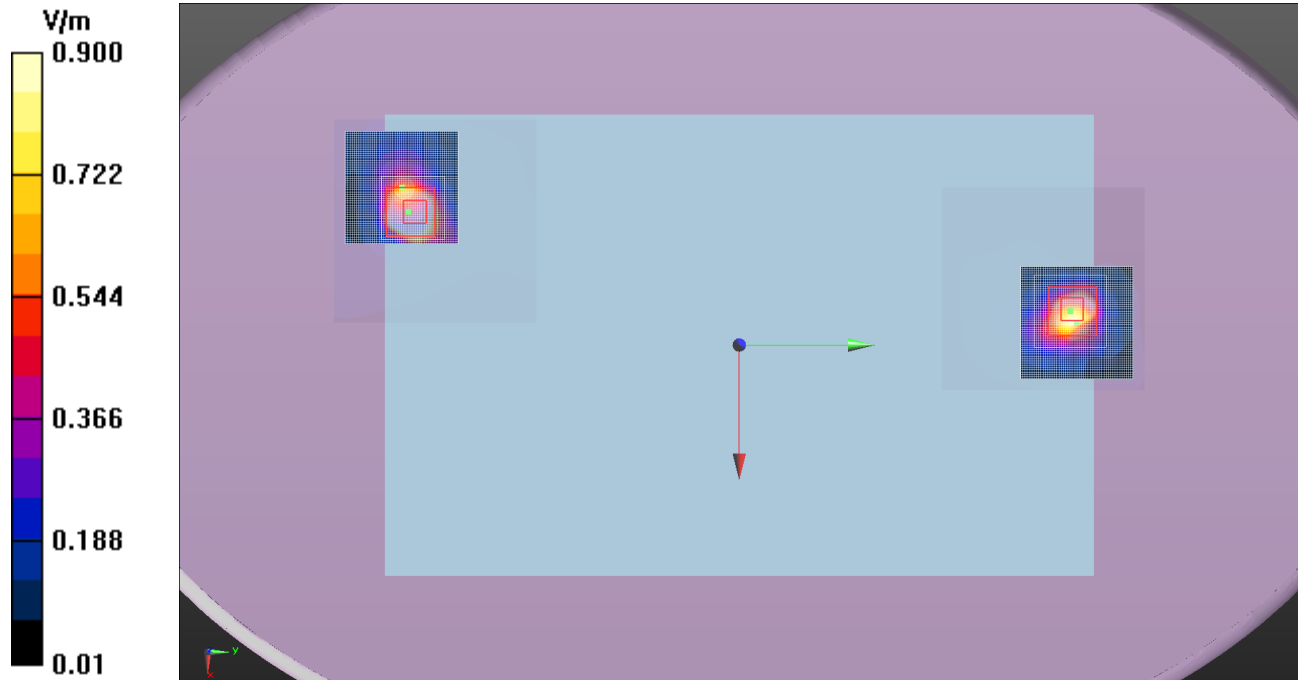
Info: Interpolated medium parameters used for SAR evaluation.

Maximum value of SAR (interpolated) = 1.68 W/kg

 
Approved By

SAR TEST DATA - 5GHz MIMO

Test 198b



SAR TEST DATA - 5GHz MIMO

Tested By:	Luke Richardson and Ethan Schoonover	Room Temperature (°C):	23.4
Date:	6/26/2015	Liquid Temperature (°C):	22.5
Serial Number:	IASY515S0018	Humidity (%RH):	44
Configuration:	INTE5597-2	Bar. Pressure (mb):	1016
Comments:	Final Power Setting: 13.0		

Test 199

DUT: SKL21-SDS; Type: Tablet/ Computer; Serial: IASY515S0018

Communication System: UID 0, CW (0); Communication System Band: D5GHz (5000.0 - 6000.0 MHz);

Frequency: 5520 MHz; Communication System PAR: 0 dB; PMF: 1

Medium parameters used: $\sigma = 0$ S/m, $\epsilon_r = 1$; $\rho = 1000$ kg/m³, Medium parameters used (interpolated): $f = 5520$ MHz; $\sigma = 5.542$ S/m; $\epsilon_r = 47.025$; $\rho = 1000$ kg/m³

Phantom section: Flat Section

Measurement Standard: DASYS (IEEE/IEC/ANSI C63.19-2007)

DASY Configuration:

- DASYS 52.8.8(1222); SEMCAD X 14.6.10(7331)

Body/Body/Z Scan 2 (1x1x21): Measurement grid: dx=20mm, dy=20mm, dz=5mm

[Info: Interpolated medium parameters used for SAR evaluation.](#)

Maximum value of Total (measured) = 6.587 V/m

Body/Body/Reference scan 2 (31x31x1): Interpolated grid: dx=3.000 mm, dy=3.000 mm

[Info: Interpolated medium parameters used for SAR evaluation.](#)

Maximum value of SAR (interpolated) = 0.365 W/kg

Body/Body/Area scan 2 (51x51x1): Interpolated grid: dx=1.000 mm, dy=1.000 mm

[Info: Interpolated medium parameters used for SAR evaluation.](#)

Maximum value of SAR (interpolated) = 1.38 W/kg

Body/Body/Reference scan (31x31x1): Interpolated grid: dx=3.000 mm, dy=3.000 mm

[Info: Interpolated medium parameters used for SAR evaluation.](#)

Maximum value of SAR (interpolated) = 1.41 W/kg

Body/Body/Zoom Scan 3 (9x9x12)/Cube 0: Measurement grid: dx=4mm, dy=4mm, dz=2mm

Reference Value = 12.21 V/m; Power Drift = 0.21 dB

Peak SAR (extrapolated) = 2.70 W/kg

SAR(1 g) = 0.690 W/kg; SAR(10 g) = 0.293 W/kg

[Info: Interpolated medium parameters used for SAR evaluation.](#)

Maximum value of SAR (measured) = 1.32 W/kg

Body/Body/Zoom Scan (9x9x12)/Cube 0: Measurement grid: dx=4mm, dy=4mm, dz=2mm

Reference Value = 20.66 V/m; Power Drift = 0.00 dB

Peak SAR (extrapolated) = 6.92 W/kg

SAR(1 g) = 1.45 W/kg; SAR(10 g) = 0.439 W/kg

[Info: Interpolated medium parameters used for SAR evaluation.](#)

Maximum value of SAR (measured) = 2.94 W/kg

SAR TEST DATA - 5GHz MIMO

Body/Body/Z Scan (1x1x21): Measurement grid: dx=20mm, dy=20mm, dz=5mm


Info: Interpolated medium parameters used for SAR evaluation.

Maximum value of Total (measured) = 9.354 V/m

Body/Body/Area scan (51x51x1): Interpolated grid: dx=1.000 mm, dy=1.000 mm


Info: Interpolated medium parameters used for SAR evaluation.

Maximum value of SAR (interpolated) = 2.70 W/kg

 
Approved By

SAR TEST DATA - 5GHz MIMO

Test 199



SAR TEST DATA - 5GHz MIMO

Tested By:	Luke Richardson and Ethan Schoonover	Room Temperature (°C):	23.7
Date:	6/26/2015	Liquid Temperature (°C):	22.5
Serial Number:	IASY515S0018	Humidity (%RH):	44.5
Configuration:	INTE5597-2	Bar. Pressure (mb):	1013.3
Comments:	Final Power Setting: 12.0		

Test 199b

DUT: SKL21-SDS; Type: Tablet/ Computer; Serial: IASY515S0018

Communication System: UID 0, CW (0); Communication System Band: D5GHz (5000.0 - 6000.0 MHz);

Frequency: 5680 MHz; Communication System PAR: 0 dB; PMF: 1

Medium parameters used: $\sigma = 0$ S/m, $\epsilon_r = 1$; $\rho = 1000$ kg/m³, Medium parameters used (interpolated): $f = 5680$ MHz; $\sigma = 5.897$ S/m; $\epsilon_r = 46.582$; $\rho = 1000$ kg/m³

Phantom section: Flat Section

Measurement Standard: DASYS (IEEE/IEC/ANSI C63.19-2007)

DASY Configuration:

- DASYS 52.8.8(1222); SEMCAD X 14.6.10(7331)

Body/Body/Z Scan 2 (1x1x21): Measurement grid: dx=20mm, dy=20mm, dz=5mm

[Info: Interpolated medium parameters used for SAR evaluation.](#)

Maximum value of Total (measured) = 6.773 V/m

Body/Body/Reference scan 2 (31x31x1): Interpolated grid: dx=3.000 mm, dy=3.000 mm

[Info: Interpolated medium parameters used for SAR evaluation.](#)

Maximum value of SAR (interpolated) = 0.775 W/kg

Body/Body/Area scan 2 (51x51x1): Interpolated grid: dx=1.000 mm, dy=1.000 mm

[Info: Interpolated medium parameters used for SAR evaluation.](#)

Maximum value of SAR (interpolated) = 2.07 W/kg

Body/Body/Reference scan (31x31x1): Interpolated grid: dx=3.000 mm, dy=3.000 mm

[Info: Interpolated medium parameters used for SAR evaluation.](#)

Maximum value of SAR (interpolated) = 1.42 W/kg

Body/Body/Zoom Scan 3 (9x9x12)/Cube 0: Measurement grid: dx=4mm, dy=4mm, dz=2mm

Reference Value = 14.23 V/m; Power Drift = 0.28 dB

Peak SAR (extrapolated) = 4.97 W/kg

SAR(1 g) = 0.923 W/kg; SAR(10 g) = 0.402 W/kg

[Info: Interpolated medium parameters used for SAR evaluation.](#)

Maximum value of SAR (measured) = 1.90 W/kg

Body/Body/Zoom Scan (9x9x12)/Cube 0: Measurement grid: dx=4mm, dy=4mm, dz=2mm

Reference Value = 20.07 V/m; Power Drift = 0.01 dB

Peak SAR (extrapolated) = 7.72 W/kg

SAR(1 g) = 1.42 W/kg; SAR(10 g) = 0.427 W/kg

[Info: Interpolated medium parameters used for SAR evaluation.](#)

Maximum value of SAR (measured) = 3.00 W/kg

SAR TEST DATA - 5GHz MIMO

Body/Body/Z Scan (1x1x21): Measurement grid: dx=20mm, dy=20mm, dz=5mm

Info: Interpolated medium parameters used for SAR evaluation.

Maximum value of Total (measured) = 8.999 V/m

Body/Body/Area scan (51x51x1): Interpolated grid: dx=1.000 mm, dy=1.000 mm

Info: Interpolated medium parameters used for SAR evaluation.

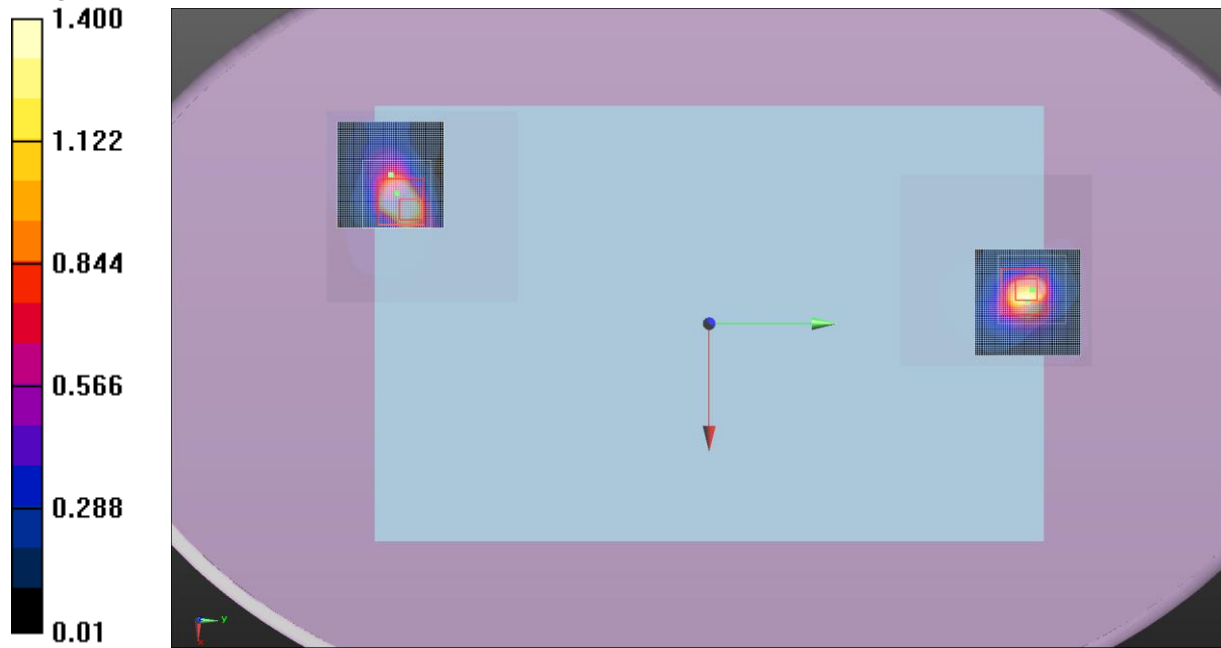
Maximum value of SAR (interpolated) = 2.61 W/kg

Maximum value of SAR (measured) = 0.270 W/kg

 
Approved By

SAR TEST DATA - 5GHz MIMO

Test 199b
V/m



SAR TEST DATA - 5GHz MIMO

Tested By:	Luke Richardson and Ethan Schoonover	Room Temperature (°C):	22.8
Date:	6/29/2015	Liquid Temperature (°C):	20.4
Serial Number:	IASY515S0018	Humidity (%RH):	53.3
Configuration:	INTE5597-2	Bar. Pressure (mb):	1014.5
Comments:	Final Power Setting: 12.0		

Test 199c

DUT: SKL21-SDS; Type: Tablet/ Computer; Serial: IASY515S0018

Communication System: UID 0, CW (0); Communication System Band: D5GHz (5000.0 - 6000.0 MHz);

Frequency: 5580 MHz; Communication System PAR: 0 dB; PMF: 1

Medium parameters used: $\sigma = 0$ S/m, $\epsilon_r = 1$; $\rho = 1000$ kg/m³, Medium parameters used (interpolated): $f = 5580$ MHz; $\sigma = 5.804$ S/m; $\epsilon_r = 46.325$; $\rho = 1000$ kg/m³

Phantom section: Flat Section

Measurement Standard: DASYS (IEEE/IEC/ANSI C63.19-2007)

DASY Configuration:

- DASYS 52.8.8(1222); SEMCAD X 14.6.10(7331)

Body/Body/Z Scan 2 (1x1x21): Measurement grid: dx=20mm, dy=20mm, dz=5mm

[Info: Interpolated medium parameters used for SAR evaluation.](#)

Maximum value of Total (measured) = 5.909 V/m

Body/Body/Reference scan 2 (31x31x1): Interpolated grid: dx=3.000 mm, dy=3.000 mm

[Info: Interpolated medium parameters used for SAR evaluation.](#)

Maximum value of SAR (interpolated) = 0.339 W/kg

Body/Body/Area scan 2 (51x51x1): Interpolated grid: dx=1.000 mm, dy=1.000 mm

[Info: Interpolated medium parameters used for SAR evaluation.](#)

Maximum value of SAR (interpolated) = 0.931 W/kg

Body/Body/Reference scan (31x31x1): Interpolated grid: dx=3.000 mm, dy=3.000 mm

[Info: Interpolated medium parameters used for SAR evaluation.](#)

Maximum value of SAR (interpolated) = 1.53 W/kg

Body/Body/Zoom Scan 3 (9x9x12)/Cube 0: Measurement grid: dx=4mm, dy=4mm, dz=2mm

Reference Value = 9.384 V/m; Power Drift = 0.17 dB

Peak SAR (extrapolated) = 1.97 W/kg

SAR(1 g) = 0.478 W/kg; SAR(10 g) = 0.259 W/kg

[Info: Interpolated medium parameters used for SAR evaluation.](#)

Maximum value of SAR (measured) = 0.892 W/kg

Body/Body/Zoom Scan (9x9x12)/Cube 0: Measurement grid: dx=4mm, dy=4mm, dz=2mm

Reference Value = 17.52 V/m; Power Drift = -0.00 dB

Peak SAR (extrapolated) = 5.70 W/kg

SAR(1 g) = 1.09 W/kg; SAR(10 g) = 0.360 W/kg

[Info: Interpolated medium parameters used for SAR evaluation.](#)

Maximum value of SAR (measured) = 2.20 W/kg

SAR TEST DATA - 5GHz MIMO

Body/Body/Z Scan (1x1x21): Measurement grid: dx=20mm, dy=20mm, dz=5mm

Info: Interpolated medium parameters used for SAR evaluation.

Maximum value of Total (measured) = 8.432 V/m

Body/Body/Area scan (51x51x1): Interpolated grid: dx=1.000 mm, dy=1.000 mm

Info: Interpolated medium parameters used for SAR evaluation.

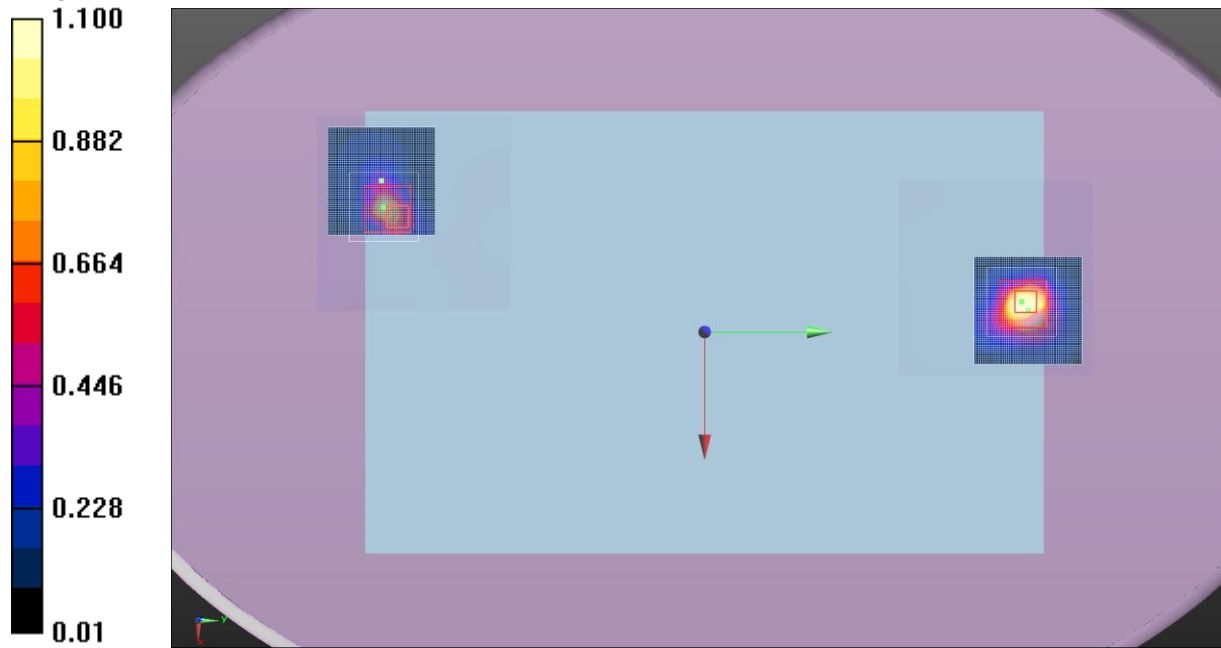
Maximum value of SAR (interpolated) = 2.03 W/kg

Maximum value of SAR (measured) = 0.203 W/kg

 
Approved By

SAR TEST DATA - 5GHz MIMO

Test 199c
V/m



SAR TEST DATA - 5GHz MIMO

Tested By:	Luke Richardson and Ethan Schoonover	Room Temperature (°C):	23.7
Date:	7/2/2015	Liquid Temperature (°C):	21.1
Serial Number:	IASY515S0018	Humidity (%RH):	42.7
Configuration:	INTE5597-2	Bar. Pressure (mb):	1014.4
Comments:	Final Power Setting: 12.0		

Test 200

DUT: SKL21-SDS; Type: Tablet/ Computer; Serial: IASY515S0018

Communication System: UID 0, CW (0); Communication System Band: D5GHz (5000.0 - 6000.0 MHz);

Frequency: 5805 MHz; Communication System PAR: 0 dB; PMF: 1

Medium parameters used: $\sigma = 0$ S/m, $\epsilon_r = 1$; $\rho = 1000$ kg/m³, Medium parameters used (interpolated): $f = 5805$ MHz; $\sigma = 5.991$ S/m; $\epsilon_r = 46.154$; $\rho = 1000$ kg/m³

Phantom section: Flat Section

Measurement Standard: DASYS5 (IEEE/IEC/ANSI C63.19-2007)

DASY Configuration:

- DASYS52 52.8.8(1222); SEMCAD X 14.6.10(7331)

Body/Body/Z Scan 2 (1x1x21): Measurement grid: dx=20mm, dy=20mm, dz=5mm

[Info: Interpolated medium parameters used for SAR evaluation.](#)

Maximum value of Total (measured) = 6.733 V/m

Body/Body/Reference scan 2 (31x31x1): Interpolated grid: dx=3.000 mm, dy=3.000 mm

[Info: Interpolated medium parameters used for SAR evaluation.](#)

Maximum value of SAR (interpolated) = 0.682 W/kg

Body/Body/Area scan 2 (51x51x1): Interpolated grid: dx=1.000 mm, dy=1.000 mm

[Info: Interpolated medium parameters used for SAR evaluation.](#)

Maximum value of SAR (interpolated) = 1.75 W/kg

Body/Body/Reference scan (31x31x1): Interpolated grid: dx=3.000 mm, dy=3.000 mm

[Info: Interpolated medium parameters used for SAR evaluation.](#)

Maximum value of SAR (interpolated) = 1.38 W/kg

Body/Body/Zoom Scan 3 (9x9x12)/Cube 0: Measurement grid: dx=4mm, dy=4mm, dz=2mm

Reference Value = 15.02 V/m; Power Drift = 0.34 dB

Peak SAR (extrapolated) = 6.74 W/kg

SAR(1 g) = 0.859 W/kg; SAR(10 g) = 0.330 W/kg

[Info: Interpolated medium parameters used for SAR evaluation.](#)

Maximum value of SAR (measured) = 2.30 W/kg

Body/Body/Zoom Scan (9x9x12)/Cube 0: Measurement grid: dx=4mm, dy=4mm, dz=2mm

Reference Value = 16.80 V/m; Power Drift = -0.14 dB

Peak SAR (extrapolated) = 6.11 W/kg

SAR(1 g) = 1.05 W/kg; SAR(10 g) = 0.323 W/kg

[Info: Interpolated medium parameters used for SAR evaluation.](#)

Maximum value of SAR (measured) = 2.25 W/kg

SAR TEST DATA - 5GHz MIMO

Body/Body/Z Scan (1x1x21): Measurement grid: dx=20mm, dy=20mm, dz=5mm

Info: Interpolated medium parameters used for SAR evaluation.

Maximum value of Total (measured) = 7.569 V/m

Body/Body/Area scan (51x51x1): Interpolated grid: dx=1.000 mm, dy=1.000 mm

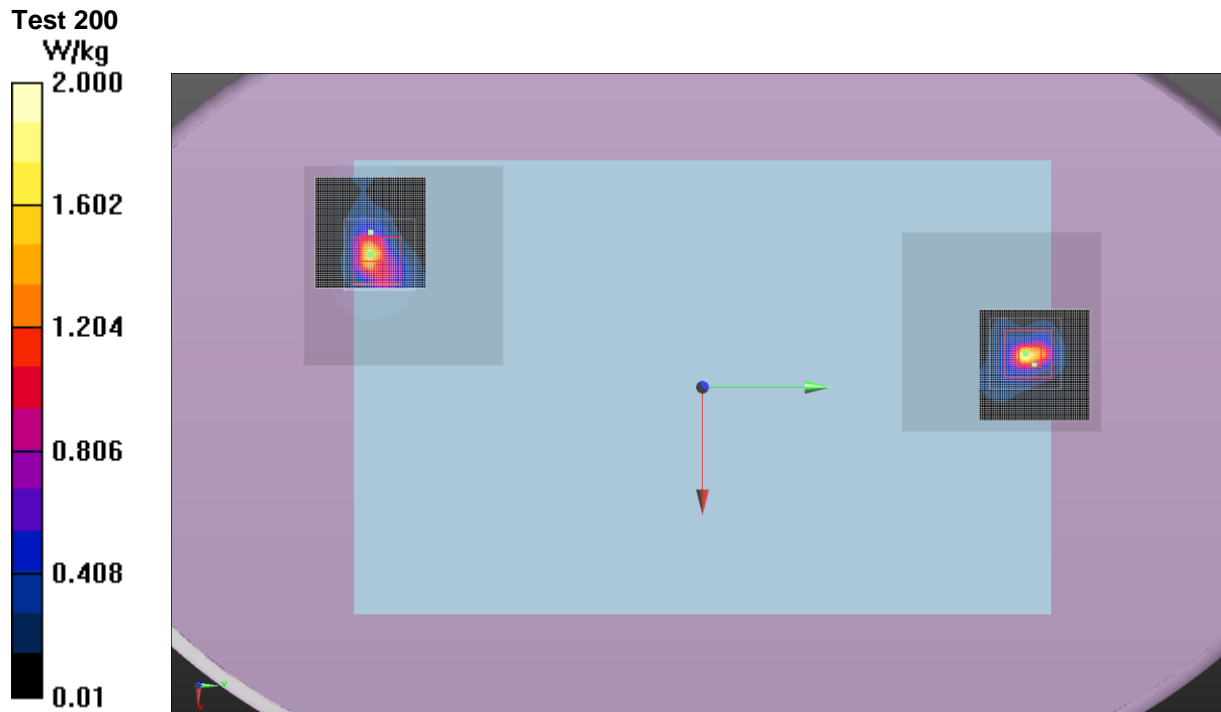
Info: Interpolated medium parameters used for SAR evaluation.

Maximum value of SAR (interpolated) = 1.95 W/kg

Maximum value of SAR (measured) = 0.343 W/kg

 
Approved By

SAR TEST DATA - 5GHz MIMO



SAR TEST DATA - 5GHz MIMO

Tested By:	Carl Engholm	Room Temperature (°C):	22.1
Date:	7/2/2015	Liquid Temperature (°C):	21.1
Serial Number:	IASY515S0018	Humidity (%RH):	50
Configuration:	INTE5597-2	Bar. Pressure (mb):	1014
Comments:	Final Power Setting: 12.0		

Test 200a

DUT: SKL21-SDS; Type: Tablet/ Computer; Serial: IASY515S0018

Communication System: UID 0, CW (0); Communication System Band: D5GHz (5000.0 - 6000.0 MHz);

Frequency: 5745 MHz; Communication System PAR: 0 dB; PMF: 1

Medium parameters used: $\sigma = 0$ S/m, $\epsilon_r = 1$; $\rho = 1000$ kg/m³, Medium parameters used (interpolated): $f = 5745$ MHz; $\sigma = 6.008$ S/m; $\epsilon_r = 46.078$; $\rho = 1000$ kg/m³

Phantom section: Flat Section

Measurement Standard: DASYS5 (IEEE/IEC/ANSI C63.19-2007)

DASY Configuration:

- DASYS52 52.8.8(1222); SEMCAD X 14.6.10(7331)

Body/Body/Z Scan 2 (1x1x21): Measurement grid: dx=20mm, dy=20mm, dz=5mm

[Info: Interpolated medium parameters used for SAR evaluation.](#)

Maximum value of Total (measured) = 7.021 V/m

Body/Body/Reference scan 2 (31x31x1): Interpolated grid: dx=3.000 mm, dy=3.000 mm

[Info: Interpolated medium parameters used for SAR evaluation.](#)

Maximum value of SAR (interpolated) = 0.861 W/kg

Body/Body/Area scan 2 (51x51x1): Interpolated grid: dx=1.000 mm, dy=1.000 mm

[Info: Interpolated medium parameters used for SAR evaluation.](#)

Maximum value of SAR (interpolated) = 1.98 W/kg

Body/Body/Reference scan (31x31x1): Interpolated grid: dx=3.000 mm, dy=3.000 mm

[Info: Interpolated medium parameters used for SAR evaluation.](#)

Maximum value of SAR (interpolated) = 1.39 W/kg

Body/Body/Zoom Scan 3 (9x9x12)/Cube 0: Measurement grid: dx=4mm, dy=4mm, dz=2mm

Reference Value = 16.01 V/m; Power Drift = 0.38 dB

Peak SAR (extrapolated) = 7.10 W/kg

SAR(1 g) = 0.965 W/kg; SAR(10 g) = 0.364 W/kg

[Info: Interpolated medium parameters used for SAR evaluation.](#)

Maximum value of SAR (measured) = 2.49 W/kg

Body/Body/Zoom Scan (9x9x12)/Cube 0: Measurement grid: dx=4mm, dy=4mm, dz=2mm

Reference Value = 16.67 V/m; Power Drift = -0.00 dB

Peak SAR (extrapolated) = 5.65 W/kg

SAR(1 g) = 1.01 W/kg; SAR(10 g) = 0.304 W/kg

[Info: Interpolated medium parameters used for SAR evaluation.](#)

Maximum value of SAR (measured) = 2.17 W/kg

SAR TEST DATA - 5GHz MIMO

Body/Body/Z Scan (1x1x21): Measurement grid: dx=20mm, dy=20mm, dz=5mm

Info: Interpolated medium parameters used for SAR evaluation.

Maximum value of Total (measured) = 7.784 V/m

Body/Body/Area scan (51x51x1): Interpolated grid: dx=1.000 mm, dy=1.000 mm

Info: Interpolated medium parameters used for SAR evaluation.

Maximum value of SAR (interpolated) = 1.92 W/kg

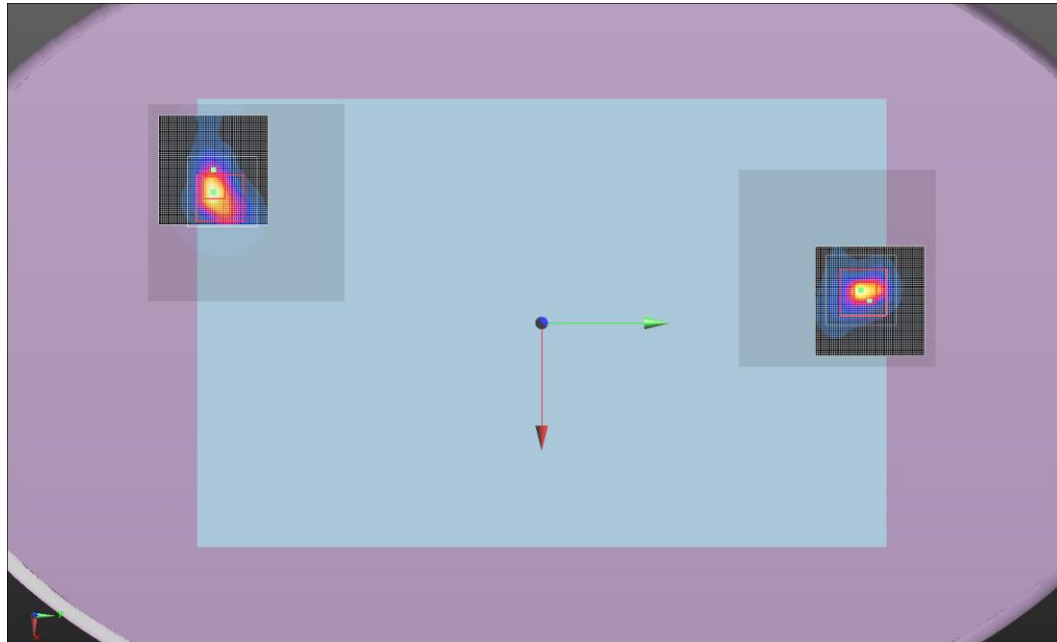
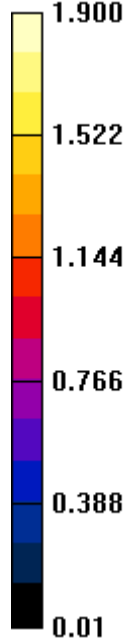
Maximum value of SAR (measured) = 0.364 W/kg



Approved By

SAR TEST DATA - 5GHz MIMO

Test 200a
W/kg



SAR TEST DATA - 5GHz MIMO

Tested By:	Carl Engholm	Room Temperature (°C):	23°C
Date:	7/2/2015 4:05:53 PM	Liquid Temperature (°C):	21.4°C
Serial Number:	IASY515S0018	Humidity (%RH):	51%
Configuration:	INTE5597-2	Bar. Pressure (mb):	1014 mb
Comments:	Final Power Setting: 12 dBm		

Test 200b

DUT: SKL21-SDS; Type: Tablet/ Computer; Serial: IASY515S0018

Communication System: UID 0, CW (0); Communication System Band: D5GHz (5000.0 - 6000.0 MHz);

Frequency: 5785 MHz; Communication System PAR: 0 dB; PMF: 1

Medium parameters used: $\sigma = 0$ S/m, $\epsilon_r = 1$; $\rho = 1000$ kg/m³, Medium parameters used (interpolated): $f = 5785$ MHz; $\sigma = 5.99$ S/m; $\epsilon_r = 46.136$; $\rho = 1000$ kg/m³

Phantom section: Flat Section

Measurement Standard: DASYS5 (IEEE/IEC/ANSI C63.19-2007)

DASY Configuration:

- DASYS52 52.8.8(1222); SEMCAD X 14.6.10(7331)

Body/Body/Z Scan 2 (1x1x21): Measurement grid: dx=20mm, dy=20mm, dz=5mm

[Info: Interpolated medium parameters used for SAR evaluation.](#)

Maximum value of Total (measured) = 7.118 V/m

Body/Body/Reference scan 2 (31x31x1): Interpolated grid: dx=3.000 mm, dy=3.000 mm

[Info: Interpolated medium parameters used for SAR evaluation.](#)

Maximum value of SAR (interpolated) = 0.866 W/kg

Body/Body/Area scan 2 (51x51x1): Interpolated grid: dx=1.000 mm, dy=1.000 mm

[Info: Interpolated medium parameters used for SAR evaluation.](#)

Maximum value of SAR (interpolated) = 2.18 W/kg

Body/Body/Reference scan (31x31x1): Interpolated grid: dx=3.000 mm, dy=3.000 mm

[Info: Interpolated medium parameters used for SAR evaluation.](#)

Maximum value of SAR (interpolated) = 1.55 W/kg

Body/Body/Zoom Scan 3 (9x9x12)/Cube 0: Measurement grid: dx=4mm, dy=4mm, dz=2mm

Reference Value = 16.19 V/m; Power Drift = 0.28 dB

Peak SAR (extrapolated) = 7.49 W/kg

SAR(1 g) = 1.01 W/kg; SAR(10 g) = 0.373 W/kg

[Info: Interpolated medium parameters used for SAR evaluation.](#)

Maximum value of SAR (measured) = 2.81 W/kg

Body/Body/Zoom Scan (9x9x12)/Cube 0: Measurement grid: dx=4mm, dy=4mm, dz=2mm

Reference Value = 17.84 V/m; Power Drift = -0.01 dB

Peak SAR (extrapolated) = 6.46 W/kg

SAR(1 g) = 1.16 W/kg; SAR(10 g) = 0.339 W/kg

[Info: Interpolated medium parameters used for SAR evaluation.](#)

Maximum value of SAR (measured) = 2.56 W/kg

SAR TEST DATA - 5GHz MIMO

Body/Body/Z Scan (1x1x21): Measurement grid: dx=20mm, dy=20mm, dz=5mm

[Info: Interpolated medium parameters used for SAR evaluation.](#)

Maximum value of Total (measured) = 8.378 V/m

Body/Body/Area scan (51x51x1): Interpolated grid: dx=1.000 mm, dy=1.000 mm

[Info: Interpolated medium parameters used for SAR evaluation.](#)

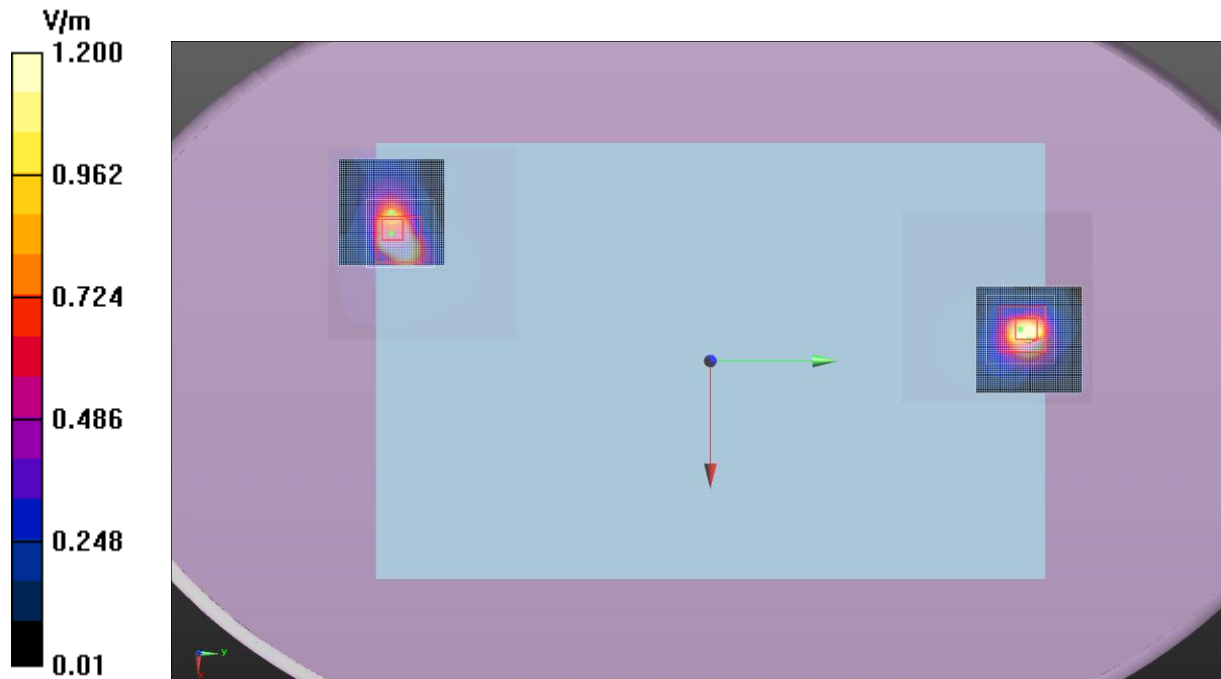
Maximum value of SAR (measured) = 0.303 W/kg



Approved By

SAR TEST DATA - 5GHz MIMO

Test 200b



SAR TEST DATA - 5GHz MIMO

Tested By:	Carl Engholm	Room Temperature (°C):	24.3
Date:	6/24/2015	Liquid Temperature (°C):	21.8
Serial Number:	IASY515S0018	Humidity (%RH):	45
Configuration:	INTE5597-2	Bar. Pressure (mb):	1017
Comments:	Final Power Setting: 13.0		

Test 201

DUT: SKL21-SDS; Type: Tablet/ Computer; Serial: IASY515S0018

Communication System: UID 0, CW (0); Communication System Band: D5GHz (5000.0 - 6000.0 MHz);

Frequency: 5230 MHz; Communication System PAR: 0 dB; PMF: 1

Medium parameters used: $\sigma = 0$ S/m, $\epsilon_r = 1$; $\rho = 1000$ kg/m³, Medium parameters used (interpolated): $f = 5230$ MHz; $\sigma = 5.329$ S/m; $\epsilon_r = 47.314$; $\rho = 1000$ kg/m³

Phantom section: Flat Section

Measurement Standard: DASYS (IEEE/IEC/ANSI C63.19-2007)

DASY Configuration:

- DASYS 52.8.8(1222); SEMCAD X 14.6.10(7331)

Body/Body/Z Scan 2 (1x1x21): Measurement grid: dx=20mm, dy=20mm, dz=5mm

[Info: Interpolated medium parameters used for SAR evaluation.](#)

Maximum value of Total (measured) = 9.591 V/m

Body/Body/Reference scan 2 (41x31x1): Interpolated grid: dx=3.000 mm, dy=3.000 mm

[Info: Interpolated medium parameters used for SAR evaluation.](#)

Maximum value of SAR (interpolated) = 2.55 W/kg

Body/Body/Area scan 2 (51x51x1): Interpolated grid: dx=1.000 mm, dy=1.000 mm

[Info: Interpolated medium parameters used for SAR evaluation.](#)

Maximum value of SAR (interpolated) = 2.58 W/kg

Body/Body/Reference scan (31x31x1): Interpolated grid: dx=3.000 mm, dy=3.000 mm

[Info: Interpolated medium parameters used for SAR evaluation.](#)

Maximum value of SAR (interpolated) = 0.522 W/kg

Body/Body/Zoom Scan 3 (9x9x12)/Cube 0: Measurement grid: dx=4mm, dy=4mm, dz=2mm

Reference Value = 20.02 V/m; Power Drift = -0.05 dB

Peak SAR (extrapolated) = 5.13 W/kg

SAR(1 g) = 1.32 W/kg; SAR(10 g) = 0.437 W/kg

[Info: Interpolated medium parameters used for SAR evaluation.](#)

Maximum value of SAR (measured) = 2.57 W/kg

Body/Body/Zoom Scan (9x9x12)/Cube 0: Measurement grid: dx=4mm, dy=4mm, dz=2mm

Reference Value = 19.45 V/m; Power Drift = 0.07 dB

Peak SAR (extrapolated) = 5.07 W/kg

SAR(1 g) = 1.19 W/kg; SAR(10 g) = 0.373 W/kg

[Info: Interpolated medium parameters used for SAR evaluation.](#)

Maximum value of SAR (measured) = 2.42 W/kg

SAR TEST DATA - 5GHz MIMO

Body/Body/Z Scan (1x1x21): Measurement grid: dx=20mm, dy=20mm, dz=5mm

[Info: Interpolated medium parameters used for SAR evaluation.](#)

Maximum value of Total (measured) = 9.378 V/m

Body/Body/Area scan (51x51x1): Interpolated grid: dx=1.000 mm, dy=1.000 mm

[Info: Interpolated medium parameters used for SAR evaluation.](#)

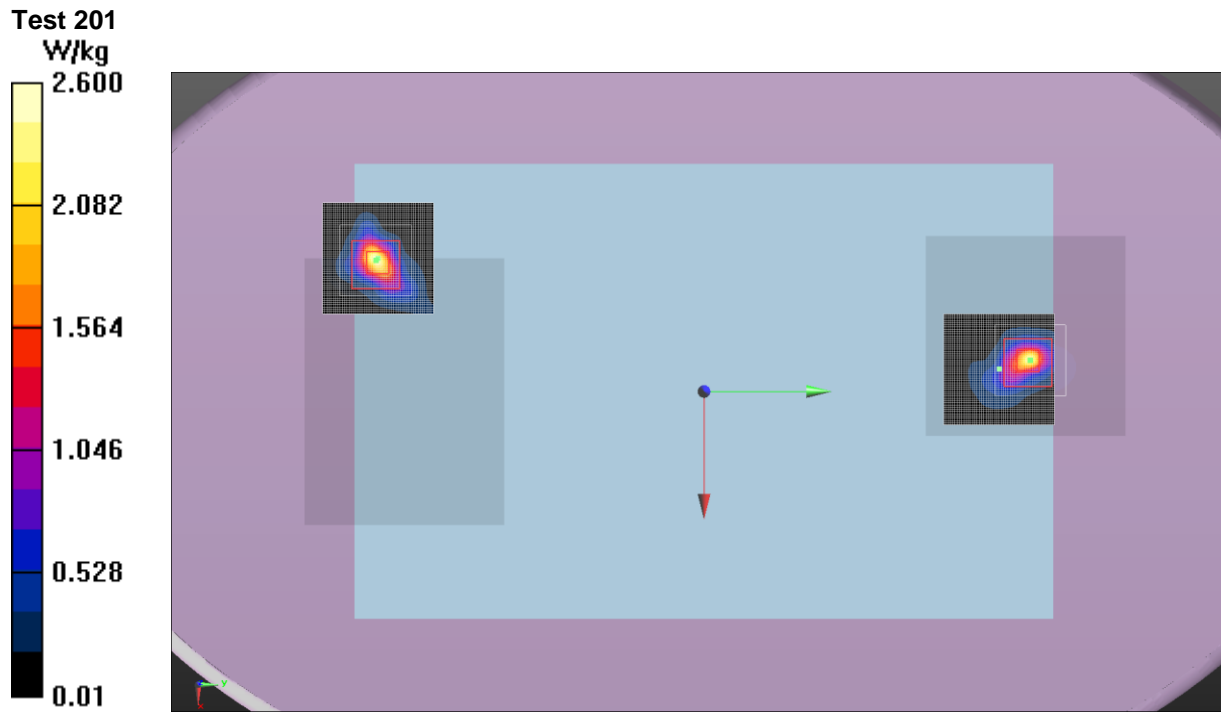
Maximum value of SAR (interpolated) = 2.46 W/kg

Maximum value of SAR (measured) = 0.490 W/kg



Approved By

SAR TEST DATA - 5GHz MIMO



SAR TEST DATA - 5GHz MIMO

Tested By:	Luke Richardson and Ethan Schoonover	Room Temperature (°C):	23.7
Date:	6/25/2015	Liquid Temperature (°C):	21.6
Serial Number:	IASY515S0018	Humidity (%RH):	42
Configuration:	INTE5597-2	Bar. Pressure (mb):	1020
Comments:	Final Power Setting: 8.5		

Test 201a

DUT: SKL21-SDS; Type: Tablet/ Computer; Serial: IASY515S0018

Communication System: UID 0, CW (0); Communication System Band: D5GHz (5000.0 - 6000.0 MHz);

Frequency: 5190 MHz; Communication System PAR: 0 dB; PMF: 1

Medium parameters used: $\sigma = 0$ S/m, $\epsilon_r = 1$; $\rho = 1000$ kg/m³, Medium parameters used (interpolated): $f = 5190$ MHz; $\sigma = 5.237$ S/m; $\epsilon_r = 47.457$; $\rho = 1000$ kg/m³

Phantom section: Flat Section

Measurement Standard: DASYS5 (IEEE/IEC/ANSI C63.19-2007)

DASY Configuration:

- DASYS52 52.8.8(1222); SEMCAD X 14.6.10(7331)

Body/Body/Z Scan 2 (1x1x21): Measurement grid: dx=20mm, dy=20mm, dz=5mm

[Info: Interpolated medium parameters used for SAR evaluation.](#)

Maximum value of Total (measured) = 6.428 V/m

Body/Body/Reference scan 2 (41x31x1): Interpolated grid: dx=3.000 mm, dy=3.000 mm

[Info: Interpolated medium parameters used for SAR evaluation.](#)

Maximum value of SAR (interpolated) = 0.833 W/kg

Body/Body/Area scan 2 (51x51x1): Interpolated grid: dx=1.000 mm, dy=1.000 mm

[Info: Interpolated medium parameters used for SAR evaluation.](#)

Maximum value of SAR (interpolated) = 0.882 W/kg

Body/Body/Reference scan (31x31x1): Interpolated grid: dx=3.000 mm, dy=3.000 mm

[Info: Interpolated medium parameters used for SAR evaluation.](#)

Maximum value of SAR (interpolated) = 0.245 W/kg

Body/Body/Zoom Scan 3 (9x9x12)/Cube 0: Measurement grid: dx=4mm, dy=4mm, dz=2mm

Reference Value = 11.77 V/m; Power Drift = 0.05 dB

Peak SAR (extrapolated) = 1.65 W/kg

SAR(1 g) = 0.450 W/kg; SAR(10 g) = 0.188 W/kg

[Info: Interpolated medium parameters used for SAR evaluation.](#)

Maximum value of SAR (measured) = 0.824 W/kg

Body/Body/Zoom Scan (9x9x12)/Cube 0: Measurement grid: dx=4mm, dy=4mm, dz=2mm

Reference Value = 12.02 V/m; Power Drift = 0.06 dB

Peak SAR (extrapolated) = 1.92 W/kg

SAR(1 g) = 0.481 W/kg; SAR(10 g) = 0.184 W/kg

[Info: Interpolated medium parameters used for SAR evaluation.](#)

Maximum value of SAR (measured) = 0.892 W/kg

SAR TEST DATA - 5GHz MIMO

Body/Body/Z Scan (1x1x21): Measurement grid: dx=20mm, dy=20mm, dz=5mm

Info: Interpolated medium parameters used for SAR evaluation.

Maximum value of Total (measured) = 6.424 V/m

Body/Body/Area scan (51x51x1): Interpolated grid: dx=1.000 mm, dy=1.000 mm

Info: Interpolated medium parameters used for SAR evaluation.

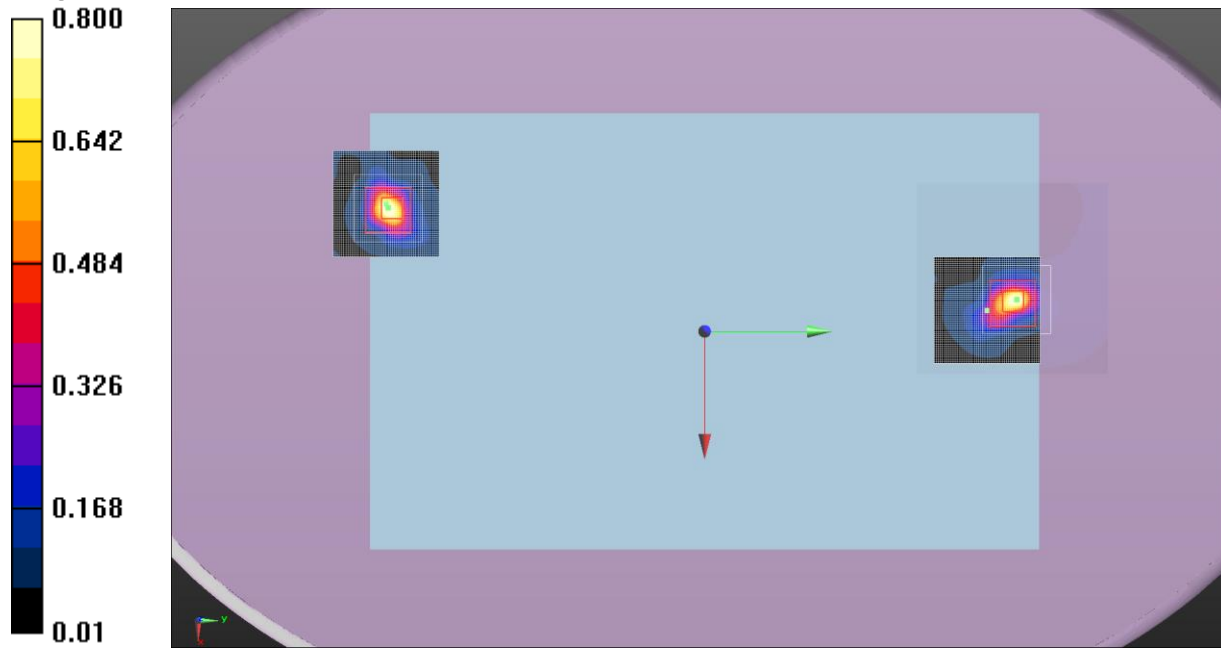
Maximum value of SAR (interpolated) = 0.884 W/kg

Maximum value of SAR (measured) = 0.216 W/kg

 
Approved By

SAR TEST DATA - 5GHz MIMO

Test 201a
V/m



SAR TEST DATA - 5GHz MIMO

Tested By:	Carl Engholm	Room Temperature (°C):	23.6
Date:	6/25/2015	Liquid Temperature (°C):	22.3
Serial Number:	IASY515S0018	Humidity (%RH):	48
Configuration:	INTE5597-2	Bar. Pressure (mb):	1017
Comments:	Final Power Setting: 13.5		

Test 202d

DUT: SKL21-SDS; Type: Tablet/ Computer; Serial: IASY515S0018

Communication System: UID 0, CW (0); Communication System Band: D5GHz (5000.0 - 6000.0 MHz);

Frequency: 5270 MHz; Communication System PAR: 0 dB; PMF: 1

Medium parameters used: $\sigma = 0$ S/m, $\epsilon_r = 1$; $\rho = 1000$ kg/m³, Medium parameters used (interpolated): $f = 5270$ MHz; $\sigma = 5.382$ S/m; $\epsilon_r = 47.297$; $\rho = 1000$ kg/m³

Phantom section: Flat Section

Measurement Standard: DASYS5 (IEEE/IEC/ANSI C63.19-2007)

DASY Configuration:

- DASYS52 52.8.8(1222); SEMCAD X 14.6.10(7331)

Body/Body/Z Scan 2 (1x1x21): Measurement grid: dx=20mm, dy=20mm, dz=5mm

[Info: Interpolated medium parameters used for SAR evaluation.](#)

Maximum value of Total (measured) = 9.431 V/m

Body/Body/Reference scan 2 (31x31x1): Interpolated grid: dx=3.000 mm, dy=3.000 mm

[Info: Interpolated medium parameters used for SAR evaluation.](#)

Maximum value of SAR (interpolated) = 0.719 W/kg

Body/Body/Area scan 2 (51x51x1): Interpolated grid: dx=1.000 mm, dy=1.000 mm

[Info: Interpolated medium parameters used for SAR evaluation.](#)

Maximum value of SAR (interpolated) = 2.71 W/kg

Body/Body/Reference scan (31x31x1): Interpolated grid: dx=3.000 mm, dy=3.000 mm

[Info: Interpolated medium parameters used for SAR evaluation.](#)

Maximum value of SAR (interpolated) = 0.911 W/kg

Body/Body/Zoom Scan 3 (9x9x12)/Cube 0: Measurement grid: dx=4mm, dy=4mm, dz=2mm

Reference Value = 18.91 V/m; Power Drift = 0.12 dB

Peak SAR (extrapolated) = 4.88 W/kg

SAR(1 g) = 1.26 W/kg; SAR(10 g) = 0.436 W/kg

[Info: Interpolated medium parameters used for SAR evaluation.](#)

Maximum value of SAR (measured) = 2.39 W/kg

Body/Body/Zoom Scan (9x9x12)/Cube 0: Measurement grid: dx=4mm, dy=4mm, dz=2mm

Reference Value = 16.98 V/m; Power Drift = 0.16 dB

Peak SAR (extrapolated) = 4.14 W/kg

SAR(1 g) = 0.981 W/kg; SAR(10 g) = 0.334 W/kg

[Info: Interpolated medium parameters used for SAR evaluation.](#)

Maximum value of SAR (measured) = 1.84 W/kg

SAR TEST DATA - 5GHz MIMO

Body/Body/Z Scan (1x1x21): Measurement grid: dx=20mm, dy=20mm, dz=5mm

Info: Interpolated medium parameters used for SAR evaluation.

Maximum value of Total (measured) = 8.674 V/m

Body/Body/Area scan (51x51x1): Interpolated grid: dx=1.000 mm, dy=1.000 mm

Info: Interpolated medium parameters used for SAR evaluation.

Maximum value of SAR (interpolated) = 1.86 W/kg

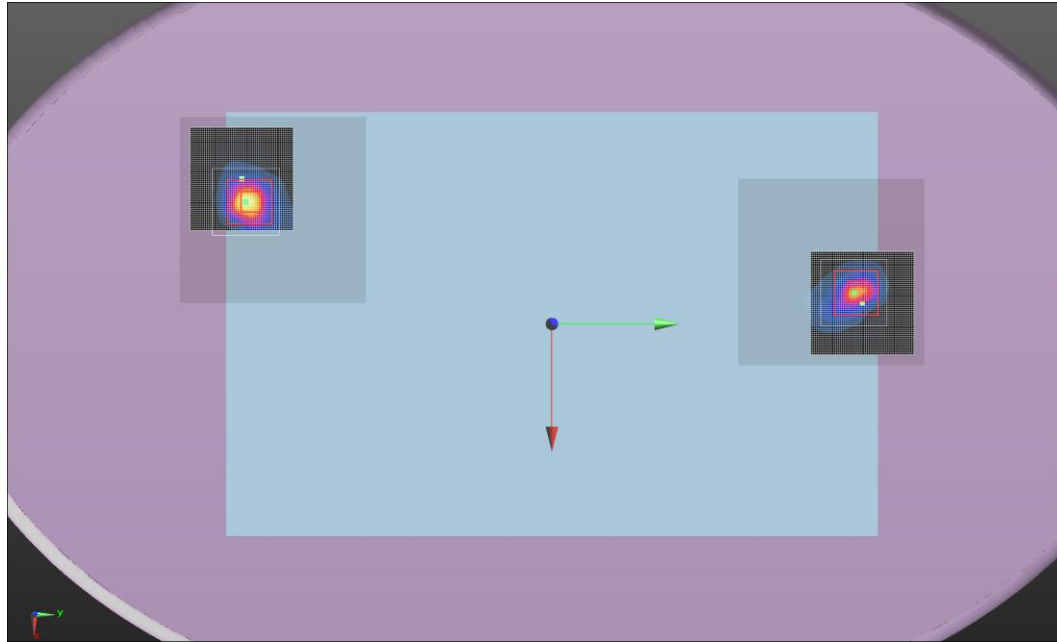
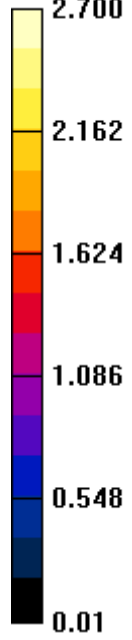
Maximum value of SAR (measured) = 0.479 W/kg



Approved By

SAR TEST DATA - 5GHz MIMO

Test 202d
W/kg



SAR TEST DATA - 5GHz MIMO

Tested By:	Luke Richardson and Ethan Schoonover	Room Temperature (°C):	23.4
Date:	6/29/2015	Liquid Temperature (°C):	21.4
Serial Number:	IASY515S0018	Humidity (%RH):	44.1
Configuration:	INTE5597-2	Bar. Pressure (mb):	1016.2
Comments:	Final Power Setting: 13.5		

Test 202e

DUT: SKL21-SDS; Type: Tablet/ Computer; Serial: IASY515S0018

Communication System: UID 0, CW (0); Communication System Band: D5GHz (5000.0 - 6000.0 MHz);

Frequency: 5310 MHz; Communication System PAR: 0 dB; PMF: 1

Medium parameters used: $\sigma = 0$ S/m, $\epsilon_r = 1$; $\rho = 1000$ kg/m³, Medium parameters used (interpolated): $f = 5310$ MHz; $\sigma = 5.549$ S/m; $\epsilon_r = 46.927$; $\rho = 1000$ kg/m³

Phantom section: Flat Section

Measurement Standard: DASYS5 (IEEE/IEC/ANSI C63.19-2007)

DASY Configuration:

- DASYS52 52.8.8(1222); SEMCAD X 14.6.10(7331)

Body/Body/Z Scan 2 (1x1x21): Measurement grid: dx=20mm, dy=20mm, dz=5mm

[Info: Interpolated medium parameters used for SAR evaluation.](#)

Maximum value of Total (measured) = 7.977 V/m

Body/Body/Reference scan 2 (31x31x1): Interpolated grid: dx=3.000 mm, dy=3.000 mm

[Info: Interpolated medium parameters used for SAR evaluation.](#)

Maximum value of SAR (interpolated) = 0.395 W/kg

Body/Body/Area scan 2 (51x51x1): Interpolated grid: dx=1.000 mm, dy=1.000 mm

[Info: Interpolated medium parameters used for SAR evaluation.](#)

Maximum value of SAR (interpolated) = 1.77 W/kg

Body/Body/Reference scan (31x31x1): Interpolated grid: dx=3.000 mm, dy=3.000 mm

[Info: Interpolated medium parameters used for SAR evaluation.](#)

Maximum value of SAR (interpolated) = 0.658 W/kg

Body/Body/Zoom Scan 3 (9x9x12)/Cube 0: Measurement grid: dx=4mm, dy=4mm, dz=2mm

Reference Value = 15.85 V/m; Power Drift = 0.08 dB

Peak SAR (extrapolated) = 3.44 W/kg

SAR(1 g) = 0.885 W/kg; SAR(10 g) = 0.317 W/kg

[Info: Interpolated medium parameters used for SAR evaluation.](#)

Maximum value of SAR (measured) = 1.67 W/kg

Body/Body/Zoom Scan (9x9x12)/Cube 0: Measurement grid: dx=4mm, dy=4mm, dz=2mm

Reference Value = 13.19 V/m; Power Drift = 0.07 dB

Peak SAR (extrapolated) = 2.68 W/kg

SAR(1 g) = 0.602 W/kg; SAR(10 g) = 0.219 W/kg

[Info: Interpolated medium parameters used for SAR evaluation.](#)

Maximum value of SAR (measured) = 1.16 W/kg

SAR TEST DATA - 5GHz MIMO

Body/Body/Z Scan (1x1x21): Measurement grid: dx=20mm, dy=20mm, dz=5mm

Info: Interpolated medium parameters used for SAR evaluation.

Maximum value of Total (measured) = 6.782 V/m

Body/Body/Area scan (51x51x1): Interpolated grid: dx=1.000 mm, dy=1.000 mm

Info: Interpolated medium parameters used for SAR evaluation.

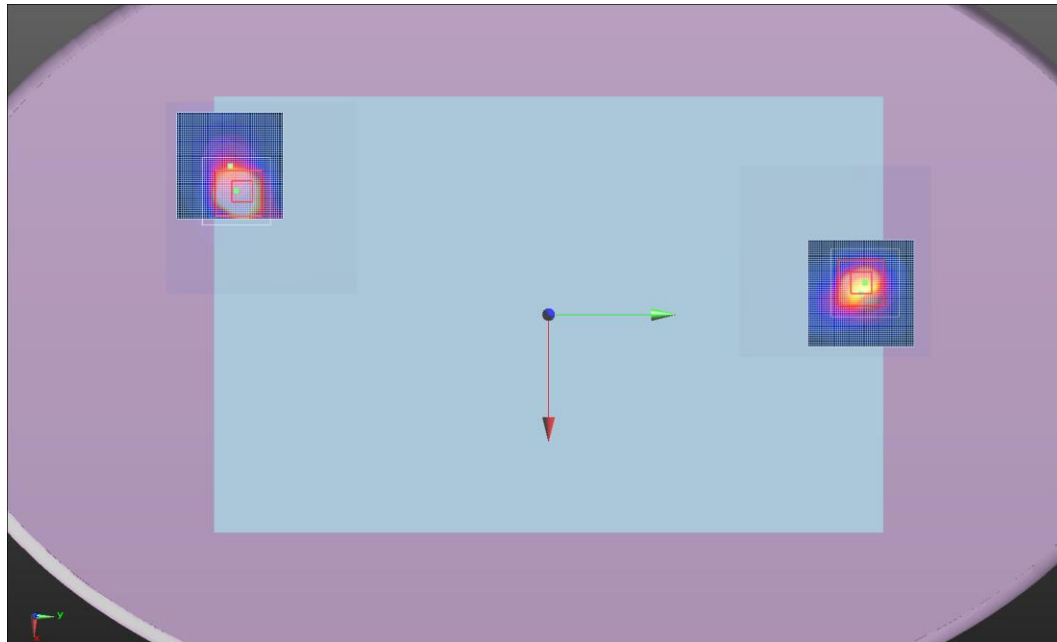
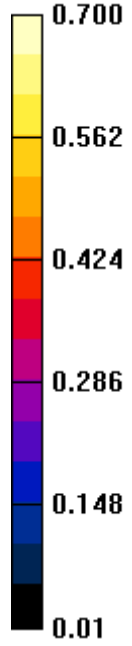
Maximum value of SAR (interpolated) = 1.15 W/kg

Maximum value of SAR (measured) = 0.353 W/kg

 
Approved By

SAR TEST DATA - 5GHz MIMO

Test 202e
V/m



SAR TEST DATA - 5GHz MIMO

Tested By:	Luke Richardson Ethan Schoonover	Room Temperature (°C):	23.5
Date:	6/29/2015	Liquid Temperature (°C):	20.8
Serial Number:	IASY515S0018	Humidity (%RH):	49
Configuration:	INTE5597-2	Bar. Pressure (mb):	1015.4
Comments:	Final Power Setting: 13.0		

Test 203

DUT: SKL21-SDS; Type: Tablet/ Computer; Serial: IASY515S0018

Communication System: UID 0, CW (0); Communication System Band: D5GHz (5000.0 - 6000.0 MHz);

Frequency: 5550 MHz; Communication System PAR: 0 dB; PMF: 1

Medium parameters used: $\sigma = 0$ S/m, $\epsilon_r = 1$; $\rho = 1000$ kg/m³, Medium parameters used: $f = 5550$ MHz; $\sigma = 5.752$ S/m; $\epsilon_r = 46.464$; $\rho = 1000$ kg/m³

Phantom section: Flat Section

Measurement Standard: DASYS (IEEE/IEC/ANSI C63.19-2007)

DASY Configuration:

- DASYS 52.8.8(1222); SEMCAD X 14.6.10(7331)

Body/Body/Z Scan 2 (1x1x21): Measurement grid: dx=20mm, dy=20mm, dz=5mm

Maximum value of Total (measured) = 6.086 V/m

Body/Body/Reference scan 2 (31x31x1): Interpolated grid: dx=3.000 mm, dy=3.000 mm

Maximum value of SAR (interpolated) = 0.377 W/kg

Body/Body/Area scan 2 (51x51x1): Interpolated grid: dx=1.000 mm, dy=1.000 mm

Maximum value of SAR (interpolated) = 1.33 W/kg

Body/Body/Reference scan (31x31x1): Interpolated grid: dx=3.000 mm, dy=3.000 mm

Maximum value of SAR (interpolated) = 1.61 W/kg

Body/Body/Zoom Scan 3 (9x9x12)/Cube 0: Measurement grid: dx=4mm, dy=4mm, dz=2mm

Reference Value = 10.63 V/m; Power Drift = 0.18 dB

Peak SAR (extrapolated) = 3.09 W/kg

SAR(1 g) = 0.613 W/kg; SAR(10 g) = 0.284 W/kg

Maximum value of SAR (measured) = 1.11 W/kg

Body/Body/Zoom Scan (9x9x12)/Cube 0: Measurement grid: dx=4mm, dy=4mm, dz=2mm

Reference Value = 18.54 V/m; Power Drift = 0.06 dB

Peak SAR (extrapolated) = 6.26 W/kg

SAR(1 g) = 1.26 W/kg; SAR(10 g) = 0.397 W/kg

Maximum value of SAR (measured) = 2.63 W/kg

Body/Body/Z Scan (1x1x21): Measurement grid: dx=20mm, dy=20mm, dz=5mm

Maximum value of Total (measured) = 8.813 V/m

Body/Body/Area scan (51x51x1): Interpolated grid: dx=1.000 mm, dy=1.000 mm

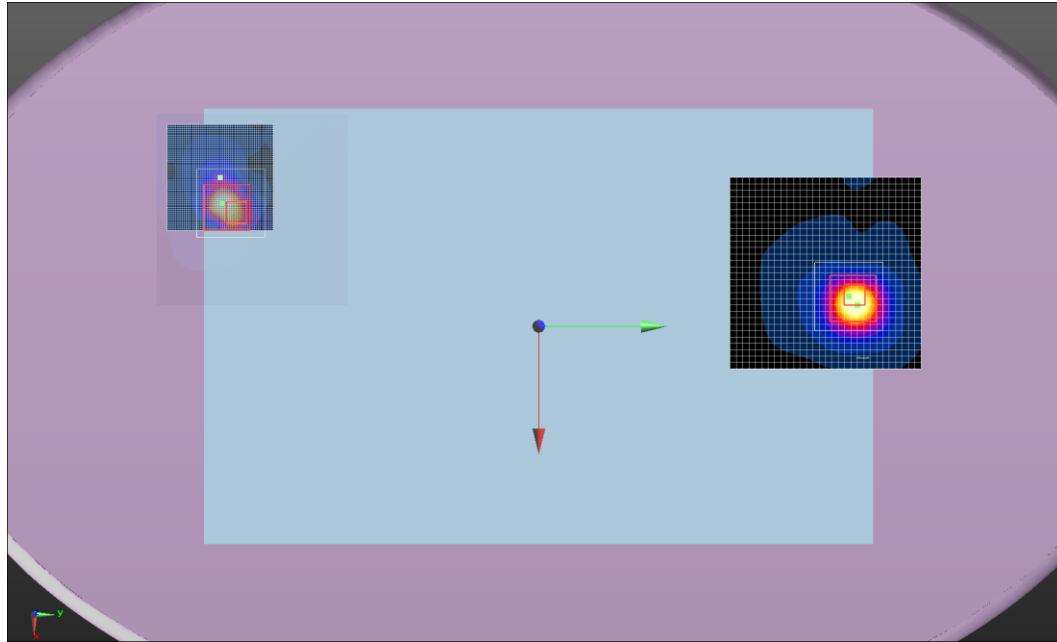
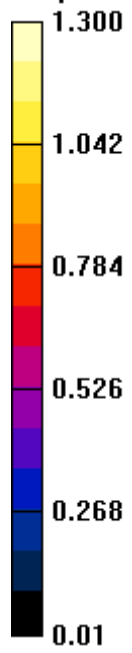
Maximum value of SAR (interpolated) = 2.39 W/kg

Maximum value of SAR (measured) = 0.213 W/kg

 
Approved By

SAR TEST DATA - 5GHz MIMO

Test 203
V/m



SAR TEST DATA - 5GHz MIMO

Tested By:	Luke Richardson and Ethan Schoonover	Room Temperature (°C):	23.7
Date:	6/29/2015	Liquid Temperature (°C):	21.2
Serial Number:	IASY515S0018	Humidity (%RH):	45.2
Configuration:	INTE5597-2	Bar. Pressure (mb):	1016
Comments:	Final Power Setting: 10.0		

Test 203a

DUT: SKL21-SDS; Type: Tablet/ Computer; Serial: IASY515S0018

Communication System: UID 0, CW (0); Communication System Band: D5GHz (5000.0 - 6000.0 MHz);

Frequency: 5510 MHz; Communication System PAR: 0 dB; PMF: 1

Medium parameters used: $\sigma = 0$ S/m, $\epsilon_r = 1$; $\rho = 1000$ kg/m³, Medium parameters used (interpolated): $f = 5510$ MHz; $\sigma = 5.742$ S/m; $\epsilon_r = 46.622$; $\rho = 1000$ kg/m³

Phantom section: Flat Section

Measurement Standard: DASYS (IEEE/IEC/ANSI C63.19-2007)

DASY Configuration:

- DASYS 52.8.8(1222); SEMCAD X 14.6.10(7331)

Body/Body/Z Scan 2 (1x1x21): Measurement grid: dx=20mm, dy=20mm, dz=5mm

[Info: Interpolated medium parameters used for SAR evaluation.](#)

Maximum value of Total (measured) = 5.865 V/m

Body/Body/Reference scan 2 (31x31x1): Interpolated grid: dx=3.000 mm, dy=3.000 mm

[Info: Interpolated medium parameters used for SAR evaluation.](#)

Maximum value of SAR (interpolated) = 0.212 W/kg

Body/Body/Area scan 2 (51x51x1): Interpolated grid: dx=1.000 mm, dy=1.000 mm

[Info: Interpolated medium parameters used for SAR evaluation.](#)

Maximum value of SAR (interpolated) = 0.878 W/kg

Body/Body/Reference scan (31x31x1): Interpolated grid: dx=3.000 mm, dy=3.000 mm

[Info: Interpolated medium parameters used for SAR evaluation.](#)

Maximum value of SAR (interpolated) = 1.01 W/kg

Body/Body/Zoom Scan 3 (9x9x12)/Cube 0: Measurement grid: dx=4mm, dy=4mm, dz=2mm

Reference Value = 9.860 V/m; Power Drift = 0.07 dB

Peak SAR (extrapolated) = 1.63 W/kg

SAR(1 g) = 0.447 W/kg; SAR(10 g) = 0.213 W/kg

[Info: Interpolated medium parameters used for SAR evaluation.](#)

Maximum value of SAR (measured) = 0.777 W/kg

Body/Body/Zoom Scan (9x9x12)/Cube 0: Measurement grid: dx=4mm, dy=4mm, dz=2mm

Reference Value = 15.10 V/m; Power Drift = 0.10 dB

Peak SAR (extrapolated) = 4.09 W/kg

SAR(1 g) = 0.844 W/kg; SAR(10 g) = 0.288 W/kg

[Info: Interpolated medium parameters used for SAR evaluation.](#)

Maximum value of SAR (measured) = 1.68 W/kg

SAR TEST DATA - 5GHz MIMO

Body/Body/Z Scan (1x1x21): Measurement grid: dx=20mm, dy=20mm, dz=5mm

Info: Interpolated medium parameters used for SAR evaluation.

Maximum value of Total (measured) = 7.760 V/m

Body/Body/Area scan (51x51x1): Interpolated grid: dx=1.000 mm, dy=1.000 mm

Info: Interpolated medium parameters used for SAR evaluation.


Maximum value of SAR (interpolated) = 1.59 W/kg

Maximum value of SAR (measured) = 0.198 W/kg

 
Approved By

SAR TEST DATA - 5GHz MIMO

Test 203a
V/m



SAR TEST DATA - 5GHz MIMO

Tested By:	Carl Engholm	Room Temperature (°C):	22.3
Date:	6/30/2015	Liquid Temperature (°C):	22
Serial Number:	IASY515S0018	Humidity (%RH):	53
Configuration:	INTE5597-2	Bar. Pressure (mb):	1016
Comments:	Final Power Setting: 11.5		

Test 203g

DUT: SKL21-SDS; Type: Tablet/ Computer; Serial: IASY515S0018

Communication System: UID 0, CW (0); Communication System Band: D5GHz (5000.0 - 6000.0 MHz);

Frequency: 5670 MHz; Communication System PAR: 0 dB; PMF: 1

Medium parameters used: $\sigma = 0$ S/m, $\epsilon_r = 1$; $\rho = 1000$ kg/m³, Medium parameters used (interpolated): $f = 5670$ MHz; $\sigma = 5.817$ S/m; $\epsilon_r = 46.462$; $\rho = 1000$ kg/m³

Phantom section: Flat Section

Measurement Standard: DASYS5 (IEEE/IEC/ANSI C63.19-2007)

DASY Configuration:

- DASYS52 52.8.8(1222); SEMCAD X 14.6.10(7331)

Body/Body/Z Scan 2 (1x1x21): Measurement grid: dx=20mm, dy=20mm, dz=5mm

[Info: Interpolated medium parameters used for SAR evaluation.](#)

Maximum value of Total (measured) = 6.544 V/m

Body/Body/Reference scan 2 (31x31x1): Interpolated grid: dx=3.000 mm, dy=3.000 mm

[Info: Interpolated medium parameters used for SAR evaluation.](#)

Maximum value of SAR (interpolated) = 0.604 W/kg

Body/Body/Area scan 2 (51x51x1): Interpolated grid: dx=1.000 mm, dy=1.000 mm

[Info: Interpolated medium parameters used for SAR evaluation.](#)

Maximum value of SAR (interpolated) = 1.87 W/kg

Body/Body/Reference scan (31x31x1): Interpolated grid: dx=3.000 mm, dy=3.000 mm

[Info: Interpolated medium parameters used for SAR evaluation.](#)

Maximum value of SAR (interpolated) = 1.75 W/kg

Body/Body/Zoom Scan 3 (9x9x12)/Cube 0: Measurement grid: dx=4mm, dy=4mm, dz=2mm

Reference Value = 13.85 V/m; Power Drift = 0.31 dB

Peak SAR (extrapolated) = 4.71 W/kg

SAR(1 g) = 0.821 W/kg; SAR(10 g) = 0.358 W/kg

[Info: Interpolated medium parameters used for SAR evaluation.](#)

Maximum value of SAR (measured) = 1.87 W/kg

Body/Body/Zoom Scan (9x9x12)/Cube 0: Measurement grid: dx=4mm, dy=4mm, dz=2mm

Reference Value = 19.11 V/m; Power Drift = 0.06 dB

Peak SAR (extrapolated) = 6.89 W/kg

SAR(1 g) = 1.3 W/kg; SAR(10 g) = 0.376 W/kg

[Info: Interpolated medium parameters used for SAR evaluation.](#)

Maximum value of SAR (measured) = 2.82 W/kg

SAR TEST DATA - 5GHz MIMO

Body/Body/Z Scan (1x1x21): Measurement grid: dx=20mm, dy=20mm, dz=5mm

Info: [Interpolated medium parameters used for SAR evaluation.](#)

Maximum value of Total (measured) = 8.983 V/m

Body/Body/Area scan (51x51x1): Interpolated grid: dx=1.000 mm, dy=1.000 mm

Info: [Interpolated medium parameters used for SAR evaluation.](#)

Maximum value of SAR (interpolated) = 2.39 W/kg

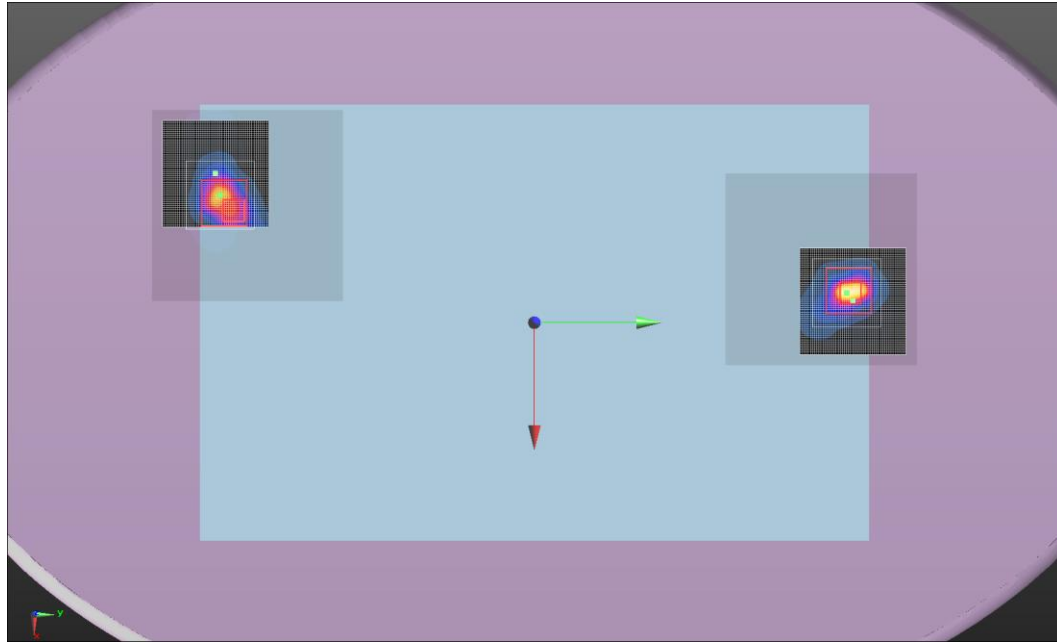
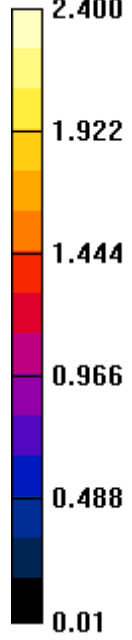
Maximum value of SAR (measured) = 0.469 W/kg



Approved By

SAR TEST DATA - 5GHz MIMO

Test 203g
W/kg



SAR TEST DATA - 5GHz MIMO

Tested By:	Ethan Schoonover and Luke Richardson	Room Temperature (°C):	22.3
Date:	7/2/2015	Liquid Temperature (°C):	21.5
Serial Number:	IASY515S0018	Humidity (%RH):	48
Configuration:	INTE5597-2	Bar. Pressure (mb):	1014
Comments:			

Test 204a

DUT: SKL21-SDS; Type: Tablet/ Computer; Serial: IASY515S0018

Communication System: UID 0, CW (0); Communication System Band: D5GHz (5000.0 - 6000.0 MHz);

Frequency: 5795 MHz; Communication System PAR: 0 dB; PMF: 1

Medium parameters used: $\sigma = 0$ S/m, $\epsilon_r = 1$; $\rho = 1000$ kg/m³, Medium parameters used (interpolated): $f = 5795$ MHz; $\sigma = 6.001$ S/m; $\epsilon_r = 46.142$; $\rho = 1000$ kg/m³

Phantom section: Flat Section

Measurement Standard: DASYS5 (IEEE/IEC/ANSI C63.19-2007)

DASY Configuration:

- DASYS5 52.8.8(1222); SEMCAD X 14.6.10(7331)

Body/Body/Z Scan 2 (1x1x21): Measurement grid: dx=20mm, dy=20mm, dz=5mm

[Info: Interpolated medium parameters used for SAR evaluation.](#)

Maximum value of Total (measured) = 7.251 V/m

Body/Body/Reference scan 2 (31x31x1): Interpolated grid: dx=3.000 mm, dy=3.000 mm

[Info: Interpolated medium parameters used for SAR evaluation.](#)

Maximum value of SAR (interpolated) = 0.860 W/kg

Body/Body/Area scan 2 (51x51x1): Interpolated grid: dx=1.000 mm, dy=1.000 mm

[Info: Interpolated medium parameters used for SAR evaluation.](#)

Maximum value of SAR (interpolated) = 2.32 W/kg

Body/Body/Reference scan (31x31x1): Interpolated grid: dx=3.000 mm, dy=3.000 mm

[Info: Interpolated medium parameters used for SAR evaluation.](#)

Maximum value of SAR (interpolated) = 1.91 W/kg

Body/Body/Zoom Scan 3 (9x9x12)/Cube 0: Measurement grid: dx=4mm, dy=4mm, dz=2mm

Reference Value = 16.66 V/m; Power Drift = 0.31 dB

Peak SAR (extrapolated) = 8.34 W/kg

SAR(1 g) = 1.09 W/kg; SAR(10 g) = 0.403 W/kg

[Info: Interpolated medium parameters used for SAR evaluation.](#)

Maximum value of SAR (measured) = 2.97 W/kg

Body/Body/Zoom Scan (9x9x12)/Cube 0: Measurement grid: dx=4mm, dy=4mm, dz=2mm

Reference Value = 19.79 V/m; Power Drift = -0.06 dB

Peak SAR (extrapolated) = 8.00 W/kg

SAR(1 g) = 1.42 W/kg; SAR(10 g) = 0.399 W/kg

[Info: Interpolated medium parameters used for SAR evaluation.](#)

Maximum value of SAR (measured) = 3.15 W/kg

SAR TEST DATA - 5GHz MIMO

Body/Body/Z Scan (1x1x21): Measurement grid: dx=20mm, dy=20mm, dz=5mm

Info: Interpolated medium parameters used for SAR evaluation.

Maximum value of Total (measured) = 8.948 V/m

Body/Body/Area scan (51x51x1): Interpolated grid: dx=1.000 mm, dy=1.000 mm

Info: Interpolated medium parameters used for SAR evaluation.

Maximum value of SAR (interpolated) = 2.69 W/kg

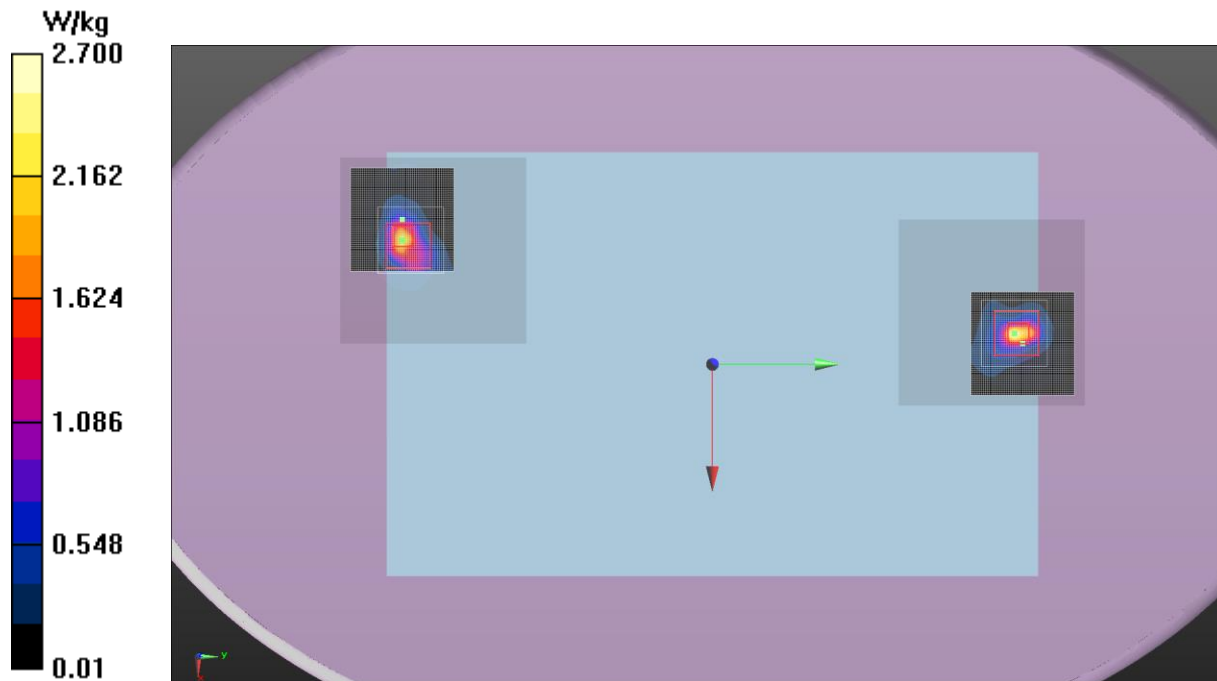
Maximum value of SAR (measured) = 0.480 W/kg



Approved By

SAR TEST DATA - 5GHz MIMO

Test 204a



SAR TEST DATA - 5GHz MIMO

Tested By:	Ethan Schoonover and Luke Richardson	Room Temperature (°C):	22.4
Date:	7/2/2015 7	Liquid Temperature (°C):	21.6
Serial Number:	IASY515S0018	Humidity (%RH):	51
Configuration:	INTE5597-2	Bar. Pressure (mb):	1014
Comments:			

Test 204b

DUT: SKL21-SDS; Type: Tablet/ Computer; Serial: IASY515S0018

Communication System: UID 0, CW (0); Communication System Band: D5GHz (5000.0 - 6000.0 MHz);

Frequency: 5755 MHz; Communication System PAR: 0 dB; PMF: 1

Medium parameters used: $\sigma = 0$ S/m, $\epsilon_r = 1$; $\rho = 1000$ kg/m³, Medium parameters used (interpolated): $f = 5755$ MHz; $\sigma = 5.998$ S/m; $\epsilon_r = 46.098$; $\rho = 1000$ kg/m³

Phantom section: Flat Section

Measurement Standard: DASYS5 (IEEE/IEC/ANSI C63.19-2007)

DASY Configuration:

- DASYS52 52.8.8(1222); SEMCAD X 14.6.10(7331)

Body/Body/Z Scan 2 (1x1x21): Measurement grid: dx=20mm, dy=20mm, dz=5mm

[Info: Interpolated medium parameters used for SAR evaluation.](#)

Maximum value of Total (measured) = 7.993 V/m

Body/Body/Reference scan 2 (31x31x1): Interpolated grid: dx=3.000 mm, dy=3.000 mm

[Info: Interpolated medium parameters used for SAR evaluation.](#)

Maximum value of SAR (interpolated) = 1.16 W/kg

Body/Body/Area scan 2 (51x51x1): Interpolated grid: dx=1.000 mm, dy=1.000 mm

[Info: Interpolated medium parameters used for SAR evaluation.](#)

Maximum value of SAR (interpolated) = 2.83 W/kg

Body/Body/Reference scan (31x31x1): Interpolated grid: dx=3.000 mm, dy=3.000 mm

[Info: Interpolated medium parameters used for SAR evaluation.](#)

Maximum value of SAR (interpolated) = 1.90 W/kg

Body/Body/Zoom Scan 3 (9x9x12)/Cube 0: Measurement grid: dx=4mm, dy=4mm, dz=2mm

Reference Value = 18.99 V/m; Power Drift = 0.29 dB

Peak SAR (extrapolated) = 9.57 W/kg

SAR(1 g) = 1.33 W/kg; SAR(10 g) = 0.465 W/kg

[Info: Interpolated medium parameters used for SAR evaluation.](#)

Maximum value of SAR (measured) = 3.60 W/kg

Body/Body/Zoom Scan (9x9x12)/Cube 0: Measurement grid: dx=4mm, dy=4mm, dz=2mm

Reference Value = 19.82 V/m; Power Drift = 0.03 dB

Peak SAR (extrapolated) = 7.77 W/kg

SAR(1 g) = 1.43 W/kg; SAR(10 g) = 0.414 W/kg

[Info: Interpolated medium parameters used for SAR evaluation.](#)

Maximum value of SAR (measured) = 3.16 W/kg

SAR TEST DATA - 5GHz MIMO

Body/Body/Z Scan (1x1x21): Measurement grid: dx=20mm, dy=20mm, dz=5mm

Info: Interpolated medium parameters used for SAR evaluation.

Maximum value of Total (measured) = 9.331 V/m

Body/Body/Area scan (51x51x1): Interpolated grid: dx=1.000 mm, dy=1.000 mm

Info: Interpolated medium parameters used for SAR evaluation.

Maximum value of SAR (interpolated) = 2.71 W/kg

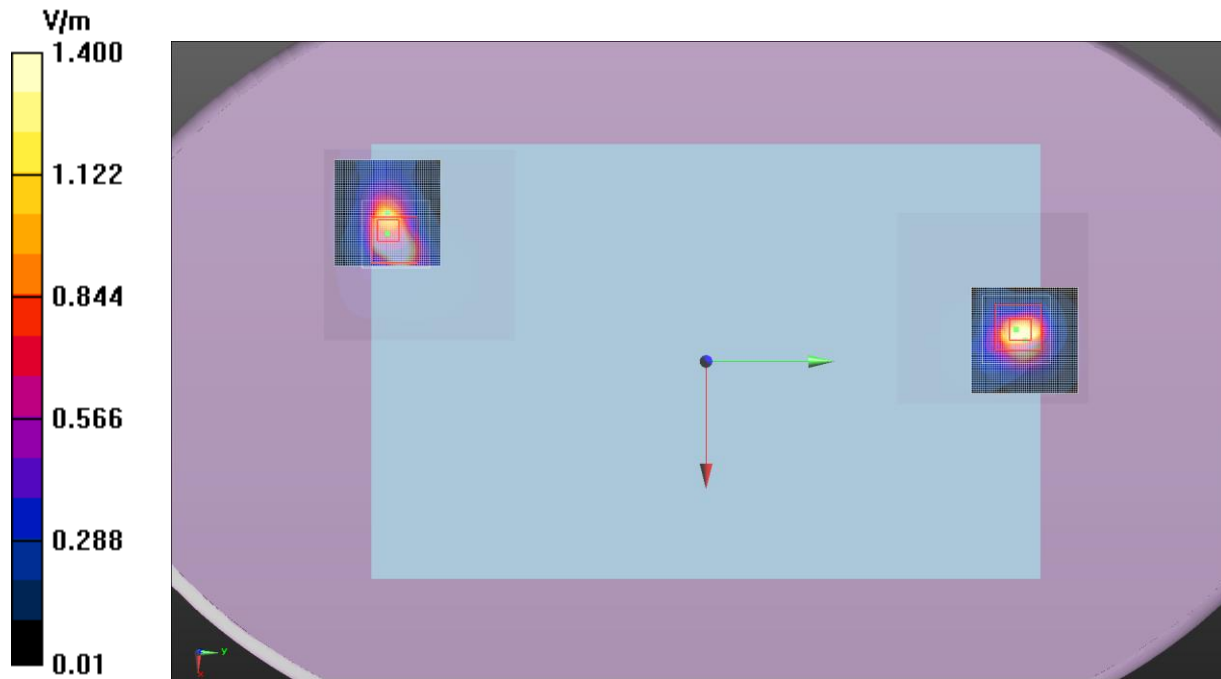
Maximum value of SAR (measured) = 0.383 W/kg



Approved By

SAR TEST DATA - 5GHz MIMO

Test 204b



SAR TEST DATA - 5GHz MIMO

Tested By:	Ethan Schoonover and Luke Richardson	Room Temperature (°C):	23.5
Date:	6/24/2015	Liquid Temperature (°C):	22.4
Serial Number:	IASY515S0018	Humidity (%RH):	50
Configuration:	INTE5597-2	Bar. Pressure (mb):	1017
Comments:			

Test 205

DUT: SKL21-SDS; Type: Tablet/ Computer; Serial: IASY515S0018

Communication System: UID 0, CW (0); Communication System Band: D5GHz (5000.0 - 6000.0 MHz);

Frequency: 5210 MHz; Communication System PAR: 0 dB; PMF: 1

Medium parameters used: $\sigma = 0$ S/m, $\epsilon_r = 1$; $\rho = 1000$ kg/m³, Medium parameters used (interpolated): $f = 5210$ MHz; $\sigma = 5.285$ S/m; $\epsilon_r = 47.391$; $\rho = 1000$ kg/m³

Phantom section: Flat Section

Measurement Standard: DASy5 (IEEE/IEC/ANSI C63.19-2007)

DASy Configuration:

- DASy52 52.8.8(1222); SEMCAD X 14.6.10(7331)

Body/Body/Z Scan 2 (1x1x21): Measurement grid: dx=20mm, dy=20mm, dz=5mm

[Info: Interpolated medium parameters used for SAR evaluation.](#)

Maximum value of Total (measured) = 6.490 V/m

Body/Body/Reference scan 2 (31x31x1): Interpolated grid: dx=3.000 mm, dy=3.000 mm

[Info: Interpolated medium parameters used for SAR evaluation.](#)

Maximum value of SAR (interpolated) = 0.241 W/kg

Body/Body/Area scan 2 (51x51x1): Interpolated grid: dx=1.000 mm, dy=1.000 mm

[Info: Interpolated medium parameters used for SAR evaluation.](#)

Maximum value of SAR (interpolated) = 0.912 W/kg

Body/Body/Reference scan (31x31x1): Interpolated grid: dx=3.000 mm, dy=3.000 mm

[Info: Interpolated medium parameters used for SAR evaluation.](#)

Maximum value of SAR (interpolated) = 0.420 W/kg

Body/Body/Zoom Scan 3 (8x8x12)/Cube 0: Measurement grid: dx=4mm, dy=4mm, dz=2mm

Reference Value = 12.00 V/m; Power Drift = 0.00 dB

Peak SAR (extrapolated) = 1.74 W/kg

SAR(1 g) = 0.476 W/kg; SAR(10 g) = 0.194 W/kg

[Info: Interpolated medium parameters used for SAR evaluation.](#)

Maximum value of SAR (measured) = 0.878 W/kg

Body/Body/Zoom Scan (9x9x12)/Cube 0: Measurement grid: dx=4mm, dy=4mm, dz=2mm

Reference Value = 12.96 V/m; Power Drift = -0.15 dB

Peak SAR (extrapolated) = 2.21 W/kg

SAR(1 g) = 0.545 W/kg; SAR(10 g) = 0.203 W/kg

[Info: Interpolated medium parameters used for SAR evaluation.](#)

Maximum value of SAR (measured) = 1.04 W/kg

SAR TEST DATA - 5GHz MIMO

Body/Body/Z Scan (1x1x21): Measurement grid: dx=20mm, dy=20mm, dz=5mm

Info: Interpolated medium parameters used for SAR evaluation.

Maximum value of Total (measured) = 6.635 V/m

Body/Body/Area scan (51x51x1): Interpolated grid: dx=1.000 mm, dy=1.000 mm

Info: Interpolated medium parameters used for SAR evaluation.

Maximum value of SAR (interpolated) = 1.04 W/kg

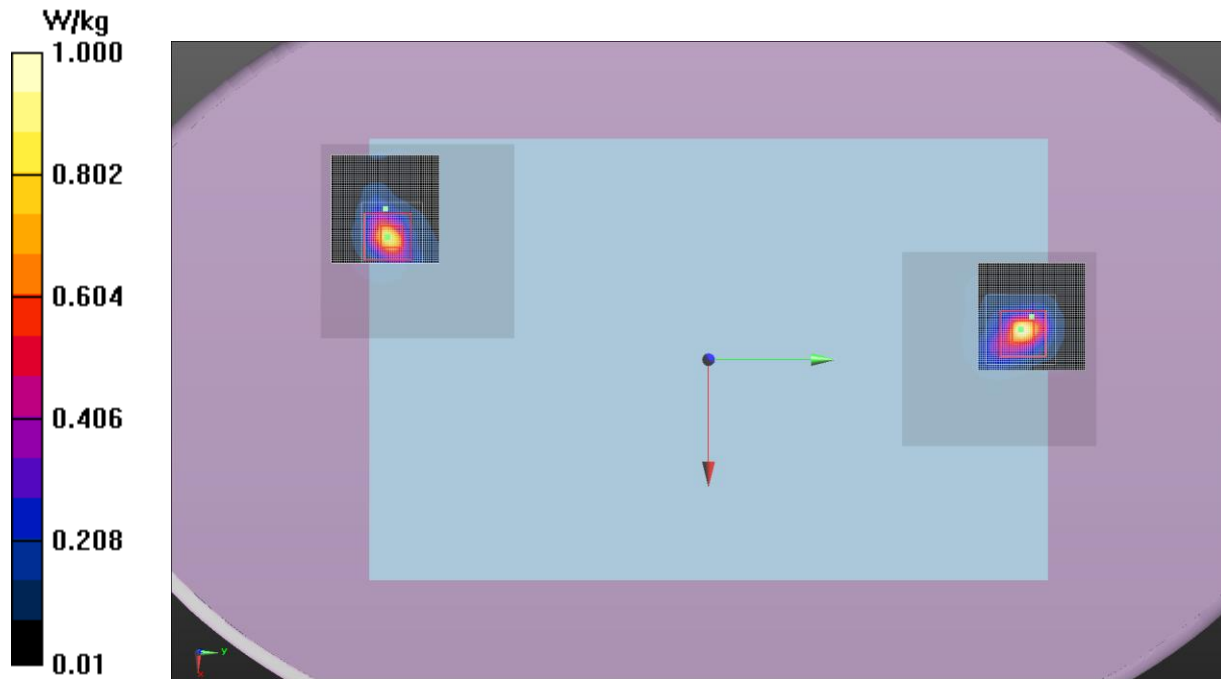
Maximum value of SAR (measured) = 0.233 W/kg



Approved By

SAR TEST DATA - 5GHz MIMO

Test 205



SAR TEST DATA - 5GHz MIMO

Tested By:	Ethan Schoonover and Luke Richardson	Room Temperature (°C):	22.8
Date:	6/26/2015 9:51:23 AM	Liquid Temperature (°C):	22.9
Serial Number:	IASY515S0018	Humidity (%RH):	48.5
Configuration:	INTE5597-2	Bar. Pressure (mb):	1017
Comments:			

Test 206

DUT: SKL21-SDS; Type: Tablet/ Computer; Serial: IASY515S0018

Communication System: UID 0, CW (0); Communication System Band: D5GHz (5000.0 - 6000.0 MHz);

Frequency: 5290 MHz; Communication System PAR: 0 dB; PMF: 1

Medium parameters used: $\sigma = 0$ S/m, $\epsilon_r = 1$; $\rho = 1000$ kg/m³, Medium parameters used (interpolated): $f = 5290$ MHz; $\sigma = 5.309$ S/m; $\epsilon_r = 47.35$; $\rho = 1000$ kg/m³

Phantom section: Flat Section

Measurement Standard: DASy5 (IEEE/IEC/ANSI C63.19-2007)

DASy Configuration:

- DASy52 52.8.8(1222); SEMCAD X 14.6.10(7331)

Body/Body/Z Scan 2 (1x1x21): Measurement grid: dx=20mm, dy=20mm, dz=5mm

[Info: Interpolated medium parameters used for SAR evaluation.](#)

Maximum value of Total (measured) = 7.279 V/m

Body/Body/Reference scan 2 (31x31x1): Interpolated grid: dx=3.000 mm, dy=3.000 mm

[Info: Interpolated medium parameters used for SAR evaluation.](#)

Maximum value of SAR (interpolated) = 0.332 W/kg

Body/Body/Area scan 2 (51x51x1): Interpolated grid: dx=1.000 mm, dy=1.000 mm

[Info: Interpolated medium parameters used for SAR evaluation.](#)

Maximum value of SAR (interpolated) = 1.29 W/kg

Body/Body/Reference scan (31x31x1): Interpolated grid: dx=3.000 mm, dy=3.000 mm

[Info: Interpolated medium parameters used for SAR evaluation.](#)

Maximum value of SAR (interpolated) = 0.468 W/kg

Body/Body/Zoom Scan 3 (8x8x12)/Cube 0: Measurement grid: dx=4mm, dy=4mm, dz=2mm

Reference Value = 13.33 V/m; Power Drift = 0.18 dB

Peak SAR (extrapolated) = 2.57 W/kg

SAR(1 g) = 0.643 W/kg; SAR(10 g) = 0.250 W/kg

[Info: Interpolated medium parameters used for SAR evaluation.](#)

Maximum value of SAR (measured) = 1.16 W/kg

Body/Body/Zoom Scan (9x9x12)/Cube 0: Measurement grid: dx=4mm, dy=4mm, dz=2mm

Reference Value = 12.00 V/m; Power Drift = 0.20 dB

Peak SAR (extrapolated) = 2.06 W/kg

SAR(1 g) = 0.514 W/kg; SAR(10 g) = 0.207 W/kg

[Info: Interpolated medium parameters used for SAR evaluation.](#)

Maximum value of SAR (measured) = 0.909 W/kg

SAR TEST DATA - 5GHz MIMO

Body/Body/Z Scan (1x1x21): Measurement grid: dx=20mm, dy=20mm, dz=5mm

Info: Interpolated medium parameters used for SAR evaluation.

Maximum value of Total (measured) = 6.539 V/m

Body/Body/Area scan (51x51x1): Interpolated grid: dx=1.000 mm, dy=1.000 mm

Info: Interpolated medium parameters used for SAR evaluation.

Maximum value of SAR (interpolated) = 0.851 W/kg

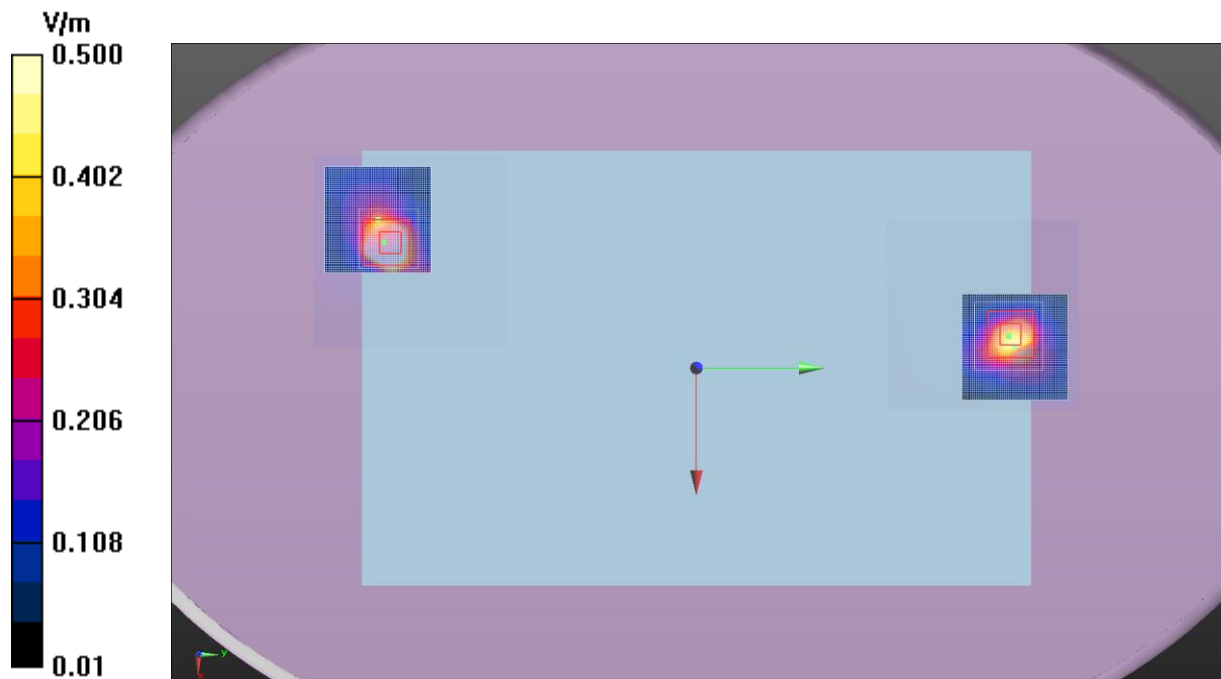
Maximum value of SAR (measured) = 0.281 W/kg



Approved By

SAR TEST DATA - 5GHz MIMO

Test 206



SAR TEST DATA - 5GHz MIMO

Tested By:	Ethan Schoonover and Luke Richardson	Room Temperature (°C):	23.5
Date:	6/29/2015 1:33:39 PM	Liquid Temperature (°C):	21.7
Serial Number:	IASY515S0018	Humidity (%RH):	44.5
Configuration:	INTE5597-2	Bar. Pressure (mb):	1016
Comments:			

Test 207

DUT: SKL21-SDS; Type: Tablet/ Computer; Serial: IASY515S0018

Communication System: UID 0, CW (0); Communication System Band: D5GHz (5000.0 - 6000.0 MHz);

Frequency: 5530 MHz; Communication System PAR: 0 dB; PMF: 1

Medium parameters used: $\sigma = 0$ S/m, $\epsilon_r = 1$; $\rho = 1000$ kg/m³, Medium parameters used (interpolated): $f = 5530$ MHz; $\sigma = 5.74$ S/m; $\epsilon_r = 46.51$; $\rho = 1000$ kg/m³

Phantom section: Flat Section

Measurement Standard: DASYS5 (IEEE/IEC/ANSI C63.19-2007)

DASY Configuration:

- DASYS52 52.8.8(1222); SEMCAD X 14.6.10(7331)

Body/Body/Z Scan 2 (1x1x21): Measurement grid: dx=20mm, dy=20mm, dz=5mm

[Info: Interpolated medium parameters used for SAR evaluation.](#)

Maximum value of Total (measured) = 5.308 V/m

Body/Body/Reference scan 2 (31x31x1): Interpolated grid: dx=3.000 mm, dy=3.000 mm

[Info: Interpolated medium parameters used for SAR evaluation.](#)

Maximum value of SAR (interpolated) = 0.183 W/kg

Body/Body/Area scan 2 (51x51x1): Interpolated grid: dx=1.000 mm, dy=1.000 mm

[Info: Interpolated medium parameters used for SAR evaluation.](#)

Maximum value of SAR (interpolated) = 0.592 W/kg

Body/Body/Reference scan (31x31x1): Interpolated grid: dx=3.000 mm, dy=3.000 mm

[Info: Interpolated medium parameters used for SAR evaluation.](#)

Maximum value of SAR (interpolated) = 0.797 W/kg

Body/Body/Zoom Scan 3 (9x9x12)/Cube 0: Measurement grid: dx=4mm, dy=4mm, dz=2mm

Reference Value = 8.394 V/m; Power Drift = 0.11 dB

Peak SAR (extrapolated) = 1.49 W/kg

SAR(1 g) = 0.334 W/kg; SAR(10 g) = 0.180 W/kg

[Info: Interpolated medium parameters used for SAR evaluation.](#)

Maximum value of SAR (measured) = 0.571 W/kg

Body/Body/Zoom Scan (9x9x12)/Cube 0: Measurement grid: dx=4mm, dy=4mm, dz=2mm

Reference Value = 13.23 V/m; Power Drift = -0.04 dB

Peak SAR (extrapolated) = 3.16 W/kg

SAR(1 g) = 0.627 W/kg; SAR(10 g) = 0.217 W/kg

[Info: Interpolated medium parameters used for SAR evaluation.](#)

Maximum value of SAR (measured) = 1.24 W/kg

SAR TEST DATA - 5GHz MIMO

Body/Body/Z Scan (1x1x21): Measurement grid: dx=20mm, dy=20mm, dz=5mm

Info: Interpolated medium parameters used for SAR evaluation.

Maximum value of Total (measured) = 6.676 V/m

Body/Body/Area scan (51x51x1): Interpolated grid: dx=1.000 mm, dy=1.000 mm

Info: Interpolated medium parameters used for SAR evaluation.

Maximum value of SAR (interpolated) = 1.19 W/kg

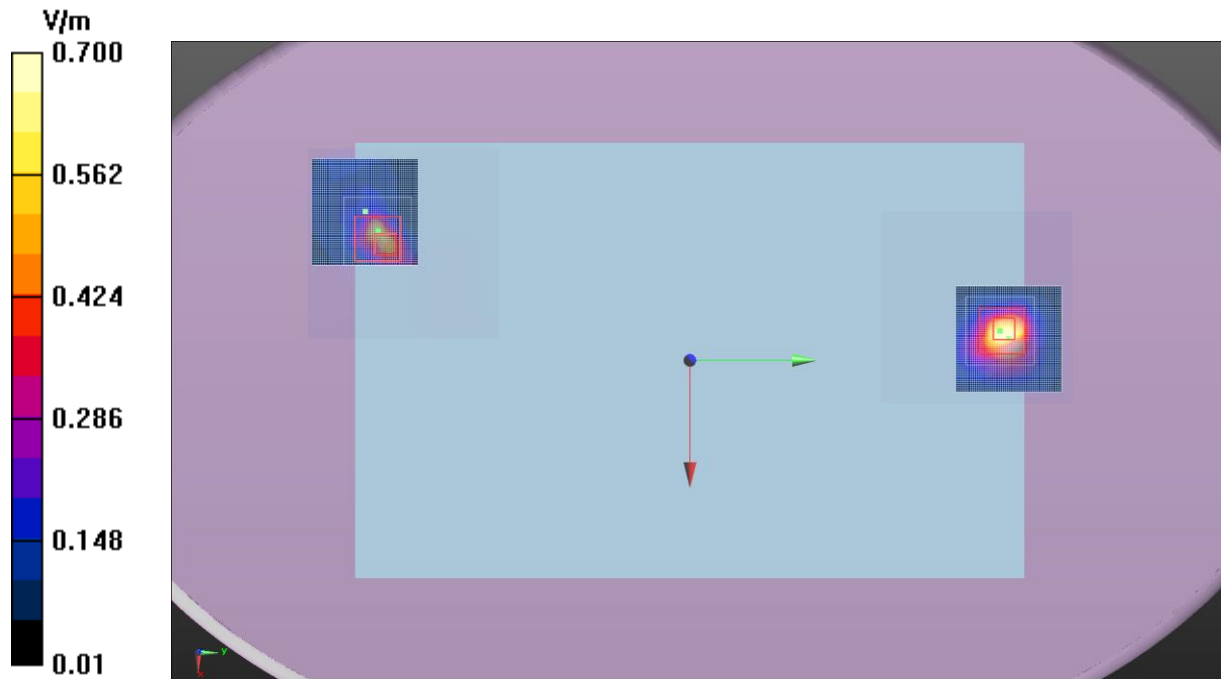
Maximum value of SAR (measured) = 0.162 W/kg



Approved By

SAR TEST DATA - 5GHz MIMO

Test 207



SAR TEST DATA - 5GHz MIMO

Tested By:	Ethan Schoonover and Luke Richardson	Room Temperature (°C):	22.8
Date:	7/2/2015	Liquid Temperature (°C):	21.8
Serial Number:	IASY515S0018	Humidity (%RH):	49
Configuration:	INTE5597-	Bar. Pressure (mb):	1014
Comments:			

Test 208a

DUT: SKL21-SDS; Type: Tablet/ Computer; Serial: IASY515S0018

Communication System: UID 0, CW (0); Communication System Band: D5GHz (5000.0 - 6000.0 MHz);

Frequency: 5775 MHz; Communication System PAR: 0 dB; PMF: 1

Medium parameters used: $\sigma = 0$ S/m, $\epsilon_r = 1$; $\rho = 1000$ kg/m³, Medium parameters used: $f = 5775$ MHz; $\sigma = 5.978$ S/m; $\epsilon_r = 46.13$; $\rho = 1000$ kg/m³

Phantom section: Flat Section

Measurement Standard: DASYS5 (IEEE/IEC/ANSI C63.19-2007)

DASY Configuration:

- DASYS2 52.8.8(1222); SEMCAD X 14.6.10(7331)

Body/Body/Z Scan 2 (1x1x21): Measurement grid: dx=20mm, dy=20mm, dz=5mm

Maximum value of Total (measured) = 7.376 V/m

Body/Body/Reference scan 2 (31x31x1): Interpolated grid: dx=3.000 mm, dy=3.000 mm

Maximum value of SAR (interpolated) = 0.859 W/kg

Body/Body/Area scan 2 (51x51x1): Interpolated grid: dx=1.000 mm, dy=1.000 mm

Maximum value of SAR (interpolated) = 2.20 W/kg

Body/Body/Reference scan (31x31x1): Interpolated grid: dx=3.000 mm, dy=3.000 mm

Maximum value of SAR (interpolated) = 1.82 W/kg

Body/Body/Zoom Scan 3 (9x9x12)/Cube 0: Measurement grid: dx=4mm, dy=4mm, dz=2mm

Reference Value = 17.06 V/m; Power Drift = 0.33 dB

Peak SAR (extrapolated) = 7.93 W/kg

SAR(1 g) = 1.06 W/kg; SAR(10 g) = 0.387 W/kg

Maximum value of SAR (measured) = 2.83 W/kg

Body/Body/Zoom Scan (9x9x12)/Cube 0: Measurement grid: dx=4mm, dy=4mm, dz=2mm

Reference Value = 19.28 V/m; Power Drift = -0.04 dB

Peak SAR (extrapolated) = 7.46 W/kg

SAR(1 g) = 1.34 W/kg; SAR(10 g) = 0.377 W/kg

Maximum value of SAR (measured) = 2.94 W/kg



Body/Body/Z Scan (1x1x21): Measurement grid: dx=20mm, dy=20mm, dz=5mm

Maximum value of Total (measured) = 8.802 V/m

Body/Body/Area scan (51x51x1): Interpolated grid: dx=1.000 mm, dy=1.000 mm

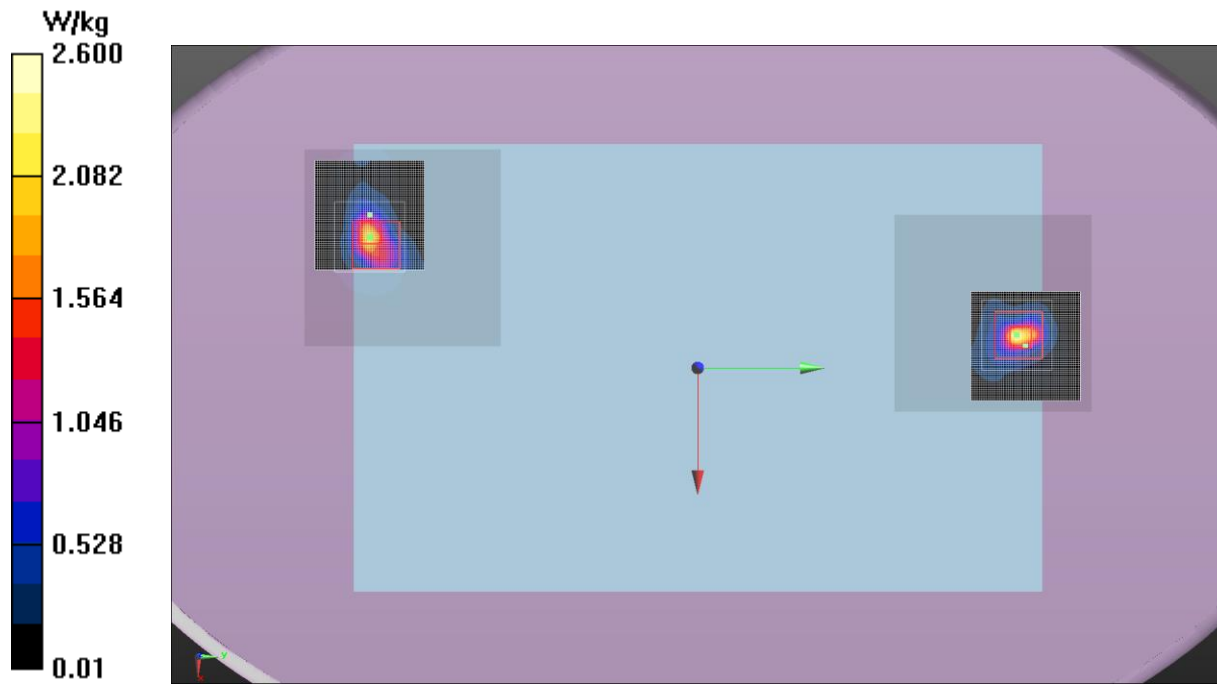
Maximum value of SAR (interpolated) = 2.58 W/kg

Maximum value of SAR (measured) = 0.463 W/kg

 
Approved By

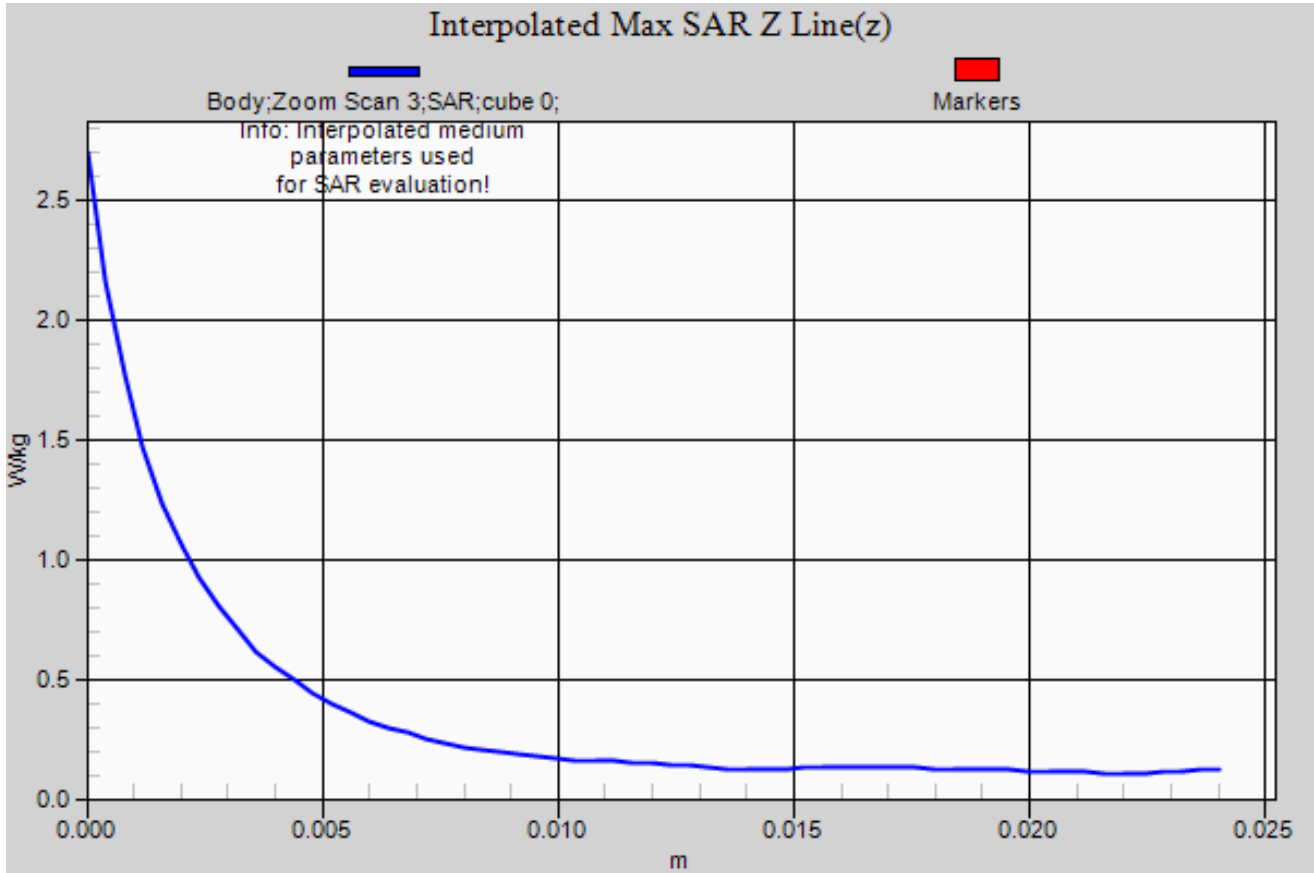
SAR TEST DATA - 5GHz MIMO

Test 208a



SAR TEST DATA - 5GHz MIMO

Test 202e



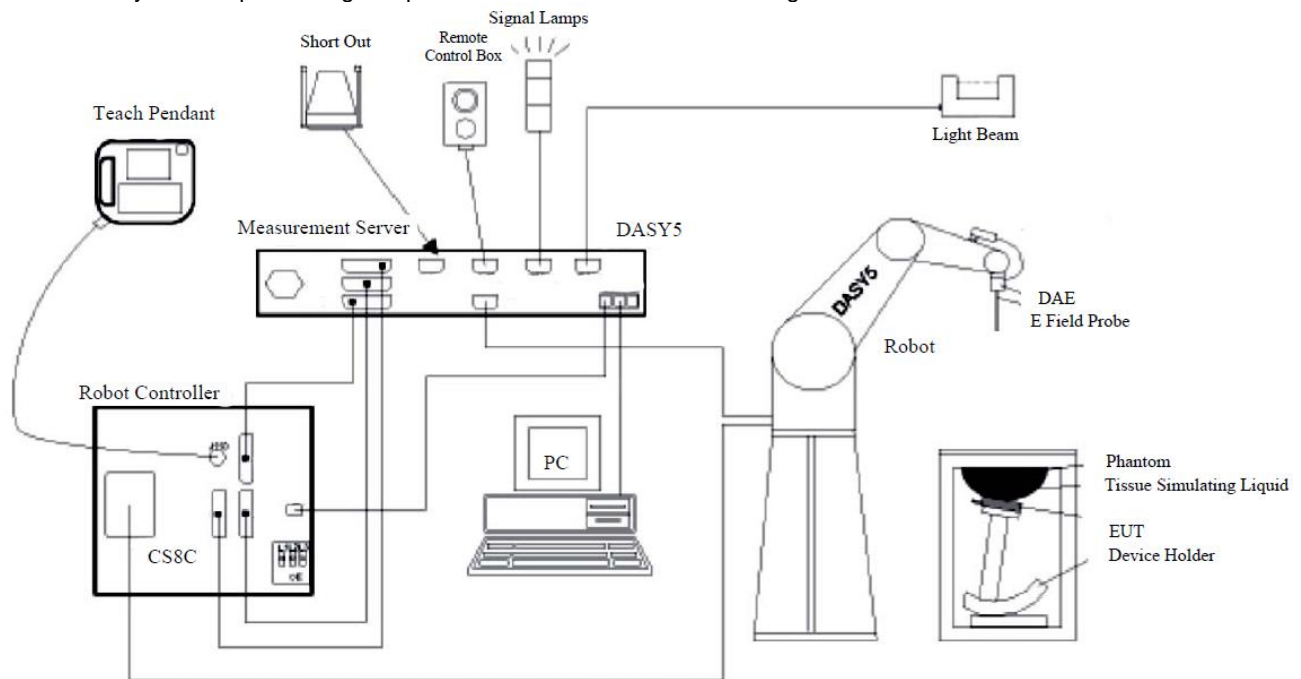
SYSTEM AND TEST SITE DESCRIPTION

SAR MEASUREMENT SYSTEM

Schmid & Partner Engineering AG, DASY52

Northwest EMC selected the leader in SAR evaluation systems to provide the measurement tools for this evaluation. SPEAG's DASY52 is the fastest and most accurate scanner on the market. It is fully compatible with all world-wide standards for transmitters operating at the ear or within 20cm of the body. It provides full compatibility with IEC 62209-1, IEC 62209-2, IEEE 1528 as well as national adaptations such as FCC OET-65c and Korean Std. MIC #2000-93

The DASY52 system for performing compliance tests consists of the following items:



- A standard high precision 6-axis robot (Staubli TX=RX family) with controller, teach pendant and software. An arm extension for accommodating the data acquisition electronics (DAE).
- An isotropic field probe optimized and calibrated for the targeted measurement.
- A data acquisition electronics (DAE) which performs the signal amplification, signal multiplexing, AD-conversion, offset measurements, mechanical surface detection, collision detection, etc. The unit is battery powered with standard or rechargeable batteries. The signal is optically transmitted to the EOC.
- The Electro-optical converter (EOC) performs the conversion from optical to electrical signals for the digital communication to the DAE. To use optical surface detection, a special version of the EOC is required. The EOC signal is transmitted to the measurement server.
- The function of the measurement server is to perform the time critical tasks such as signal filtering, control of the robot operation and fast movement interrupts.
- The Light Beam used is for probe alignment. This improves the (absolute) accuracy of the probe positioning.
- A computer running WinXP and the DASY5 software.
- Remote control and teach pendant as well as additional circuitry for robot safety such as warning lamps, etc.
- The SAM twin phantom, oval flat phantom, device holder, tissue simulating liquids, and validation dipole kits.


SYSTEM AND TEST SITE DESCRIPTION

TEST SITE

Northwest EMC, Lab EV08

The SAR measurement system is located in a semi-anechoic chamber. This provides an ambient free environment that also eliminates reflections.

The chamber is 12 ft wide by 16 ft long x 8 ft high. A dedicated HVAC unit provides +/- 1 degree C temperature control.



TEST EQUIPMENT

TEST EQUIPMENT

Description	Manufacturer	Model	ID	Last Cal.	Interval
Amplifier	Mini Circuits	ZVE-3W-83+	TTA	NCR ¹	0 mo
Antenna, Dipole 2450MHz SAR	SPEAG	D2450V2	ADL	11/04/2014	12 mo
Antenna, Dipole 5.1-5.8GHz SAR	SPEAG	D5GHzV2	ADM	11/12/2014	12 mo
Body Solution	SPEAG	MSL 2450	SAM	At start of testing	
Body Solution	SPEAG	MSL 501	SAV	At start of testing	
DAE	SPEAG	SD 000 D04 EJ	SAH	11/03/2014	12 mo
DASY5 Measurement Server	Staeubli	DAYS5	SAK	11/01/2013	36 mo
Device Holder	SPEAG	N/A	SAW	NCR	0 mo
Dielectric Assessment Kit	SPEAG	DAKS:200	IPR	03/06/2014	36 mo
Light Beam Unit	SPEAG	SE UKS 030 AA	SAD	NCR	0 mo
MXG Analog Signal Generator with associated cables and attenuators	Agilent	N5181A	TIG	03/28/2014 ¹	36 mo
Network Analyzer	Hewlett Packard	N5230A	NAD	05/07/2014	36 mo
Phantom, 2mm Oval ELI4 (Body)	SPEAG	QD OVA 001 BB	SAC	NCR	0 mo
Power Meter	Agilent	N1913A	SQR	10/30/2014	12 mo
Power Sensor	Agilent	E9300H	SQO	10/30/2014	12 mo
RF Vector Signal Generator (FOR REFERENCE ONLY) with associated cables and attenuators	Agilent	V2920A	TIH	NCR ¹	0 mo
Robot Arm	Staeubli	TX60LSPEAG	SAA	NCR	0 mo
Robot Chasis and power Supply	Staeubli	N/A	SAJ	NCR	0 mo
Robot Controller	Staeubli	CS8C	SAI	NCR	0 mo
SAR Probe	SPEAG	EX3DV4	SAG	11/10/2014	12 mo
Thermometer	Omega Engineering, Inc.	HH311	DUI	01/26/2015	36 mo

Note 1: The output of the signal generator / amplifier is verified with the calibrated power meter listed above.

MEASUREMENT UNCERTAINTY

MEASUREMENT UNCERTAINTY BUDGETS PER IEEE 1528:2003

300-3000 MHz Range

Uncertainty Component	Tolerance (+/- %)	Probability Distribution	Divisor	c_i (1g)	c_i (10g)	u_i (1g) (+/-%)	u_i (10g) (+/-%)	v_i
Measurement System								
Probe calibration (k=1)	5.5	normal	1	1	1	5.5	5.5	∞
Axial isotropy	4.7	rectangular	1.732	0.707	0.707	1.9	1.9	∞
Hemispherical isotropy	9.6	rectangular	1.732	0.707	0.707	3.9	3.9	∞
Boundary effect	1.0	rectangular	1.732	1	1	0.6	0.6	∞
Linearity	4.7	rectangular	1.732	1	1	2.7	2.7	∞
System detection limits	1.0	rectangular	1.732	1	1	0.6	0.6	∞
Readout electronics	0.3	normal	1	1	1	0.3	0.3	∞
Response time	0.8	rectangular	1.732	1	1	0.5	0.5	∞
Integration time	2.6	rectangular	1.732	1	1	1.5	1.5	∞
RF ambient conditions - noise	1.7	rectangular	1.732	1	1	1.0	1.0	∞
RF Ambient Reflections	0.0	rectangular	1.732	1	1	0.0	0.0	∞
Probe positioner mechanical tolerance	0.4	rectangular	1.732	1	1	0.2	0.2	∞
Probe positioner with respect to phantom shell	2.9	rectangular	1.732	1	1	1.7	1.7	∞
Extrapolation, interpolation, and integration algorithms for max. SAR evaluation	1.0	rectangular	1.732	1	1	0.6	0.6	∞
Test Sample Related								
Device Positioning	2.9	normal	1	1	1	2.9	2.9	145
Device Holder	3.6	normal	1	1	1	3.6	3.6	5
Power Drift	5.0	rectangular	1.732	1	1	2.9	2.9	∞
Phantom and tissue parameters								
Phantom Uncertainty - shell thickness tolerances	4.0	rectangular	1.732	1	1	2.3	2.3	∞
Liquid conductivity - deviation from target values	5.0	rectangular	1.732	0.64	0.43	1.8	1.2	∞
Liquid conductivity - measurement uncertainty	6.5	normal	1	0.64	0.43	4.2	2.8	∞
Liquid permittivity - deviation from target values	5.0	rectangular	1.732	0.6	0.49	1.7	1.4	∞
Liquid permittivity - measurement uncertainty	3.2	normal	1	0.6	0.49	1.9	1.6	∞
Combined Standard Uncertainty	RSS					11.2	10.6	387
Expanded Measurement Uncertainty (95% Confidence/	normal (k=2)					22.5	21.2	

MEASUREMENT UNCERTAINTY

MEASUREMENT UNCERTAINTY BUDGETS PER IEEE 1528:2003

3000-6000 MHz Range								
Uncertainty Component	Tolerance (+/- %)	Probability Distribution	Divisor	c_i (1g)	c_i (10g)	u_i (1g) (+/-%)	u_i (10g) (+/-%)	v_i
Measurement System								
Probe calibration (k=1)	6.55	normal	1	1	1	6.6	6.6	∞
Axial isotropy	4.7	rectangular	1.732	0.707	0.707	1.9	1.9	∞
Hemispherical isotropy	9.6	rectangular	1.732	0.707	0.707	3.9	3.9	∞
Boundary effect	2.0	rectangular	1.732	1	1	1.2	1.2	∞
Linearity	4.7	rectangular	1.732	1	1	2.7	2.7	∞
System detection limits	1.0	rectangular	1.732	1	1	0.6	0.6	∞
Readout electronics	0.3	normal	1	1	1	0.3	0.3	∞
Response time	0.8	rectangular	1.732	1	1	0.5	0.5	∞
Integration time	2.6	rectangular	1.732	1	1	1.5	1.5	∞
RF ambient conditions - noise	1.7	rectangular	1.732	1	1	1.0	1.0	∞
RF Ambient Reflections	0.0	rectangular	1.732	1	1	0.0	0.0	∞
Probe positioner mechanical tolerance	0.8	rectangular	1.732	1	1	0.5	0.5	∞
Probe positioner with respect to phantom shell	9.9	rectangular	1.732	1	1	5.7	5.7	∞
Extrapolation, interpolation, and integration algorithms for max. SAR evaluation	4.0	rectangular	1.732	1	1	2.3	2.3	∞
Test Sample Related								
Device Positioning	2.9	normal	1	1	1	2.9	2.9	145
Device Holder	3.6	normal	1	1	1	3.6	3.6	5
Power Drift	5.0	rectangular	1.732	1	1	2.9	2.9	∞
Phantom and tissue parameters								
Phantom Uncertainty - shell thickness tolerances	4.0	rectangular	1.732	1	1	2.3	2.3	∞
Liquid conductivity - deviation from target values	5.0	rectangular	1.732	0.64	0.43	1.8	1.2	∞
Liquid conductivity - measurement uncertainty	6.5	normal	1	0.64	0.43	4.2	2.8	∞
Liquid permittivity - deviation from target values	5.0	rectangular	1.732	0.6	0.49	1.7	1.4	∞
Liquid permittivity - measurement uncertainty	3.2	normal	1	0.6	0.49	1.9	1.6	∞
Combined Standard Uncertainty	RSS					13.2	12.7	330
Expanded Measurement Uncertainty (95% Confidence/	normal (k=2)					26.5	25.4	