



Difference of series model

Series model CTS-RFID-LM21 is used by physically removing the antenna connection port from base model CTS-RFID-LM24. Other specifications are the same for both models.


Power & Antenna Board(Base Model, LM24)




Power & Antenna Board (Series Model, LM21)




System Board(Base Model, LM24)




System Board(Base Model, LM21)




Front (Base Model, LM24)



Front (Series Model, LM21)



Antenna port (Base Model, LM24)



Antenna port (Series Model, LM21)

