

## Antenna Information

Item		Contents	
Antenna Type	Port 1	Internal	Multilayer monopole antenna
	Port 2	Internal	Multilayer monopole antenna
		External	Dipole antenna
Antenna Peak Gain	Port 1	Internal	2 405 MHz ~ 2 466 MHz: 2.10 dB i, 5 727 MHz ~ 5 847 MHz: 2.40 dB i
	Port 2	Internal	2 405 MHz ~ 2 466 MHz: 2.10 dB i, 5 727 MHz ~ 5 847 MHz: 2.40 dB i
		External	2 405 MHz ~ 2 466 MHz: 2.50 dB i, 5 727 MHz ~ 5 847 MHz: 2.90 dB i
Manufacturer / Model name		Internal	TAIYO YUDEN CO., LTD. / AH104N2450D1
		External	ARISTOTLE ENTERPRISES INC. / RFA-25L2M2-U-M70
Address of manufacturer		Internal	Kyobashi East Bldg., 2-7-19, Kyobashi, Chuo-ku, Tokyo 104-0031, Japan
		External	8F, No.63, Juguang Rd, Zhonghe Dist, New Taipei City 235, Taiwan, R.O.C.
Test Laboratory		Internal	TAIYO YUDEN CO., LTD.
		External	ARISTOTLE ENTERPRISES INC.
Internal Antenna	Antenna Length	1.0 cm	
	Antenna Width	0.4 cm	
External Antenna	Antenna Length	6.2 cm	
	Antenna Width	1.0 cm	



## AH 104N2450D1 (2.4GHz band)

### Shapes

L= 10.0 ± 0.3 mm  
 W= 4.0 ± 0.3 mm  
 T= 1.0 ± 0.3 mm

### Feature

- \* Wide Band
- \* High Performance



**Actual data**

**Efficiency : -1.3dB ( 73%)**  
**Peak Gain : 2.1dBi**  
**Average Gain : 0.3dBi (ZX plane-Vertical polarization)**  
**@2450MHz**



\*on Taiyo Yuden's Evaluation Board (54 x 12 mm)

\*Element-GND Distance : 1.5 mm

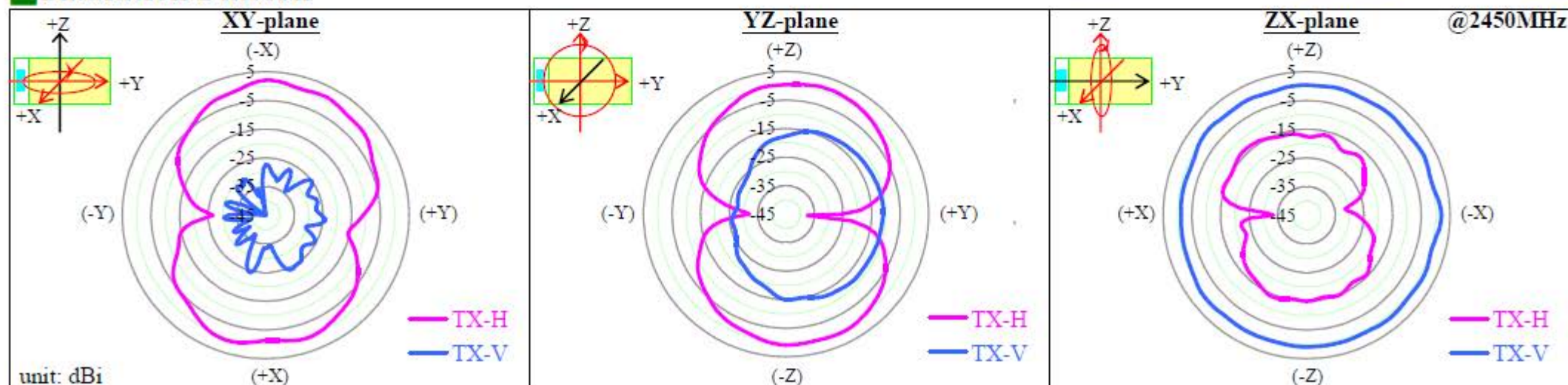
### Electrical Characteristics

			2400MHz	2450MHz	2500MHz
Efficiency [dB]			-1.4 (72%)	-1.3 (73%)	-1.2 (76%)
Peak gain [dBi]			1.7	2.1	1.4
Average gain [dBi]	XY-plane	TX-H	-2.6	-2.5	-2.5
		TX-V	-29.5	-29.0	-29.1
	YZ-plane	TX-H	-2.4	-2.5	-2.5
		TX-V	-15.1	-15.1	-15.3
	ZX-plane	TX-H	-17.1	-17.0	-16.8
		TX-V	0.3	0.3	0.5

### VSWR



### Radiation Pattern



The data is reference only. Electrical characteristics vary depending on environment or measurement condition.

TAIYO YUDEN reserves the right to make change to the Date at any time without notice.

Before making final selection, please check product specification

## AH 104N2450D1 (5GHz band)

### Shapes

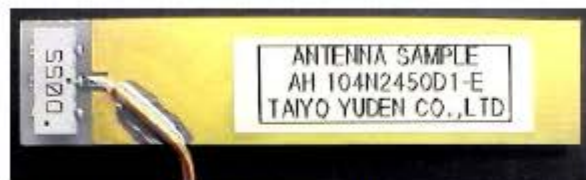
L= 10.0 ± 0.3 mm  
 W= 4.0 ± 0.3 mm  
 T= 1.0 ± 0.3 mm

### Feature

- \* Wide Band
- \* High Performance



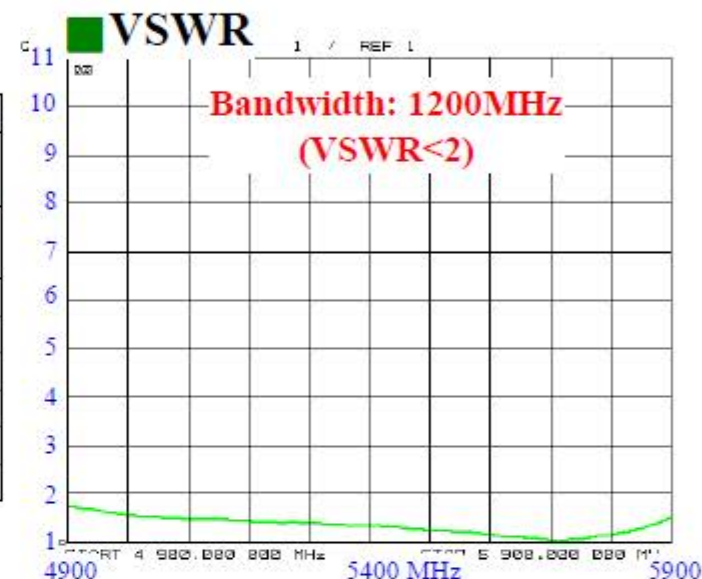
**Actual data**  
 Efficiency : -1.6dB ( 69%)  
 Peak Gain : 2.4dBi  
 @5250MHz



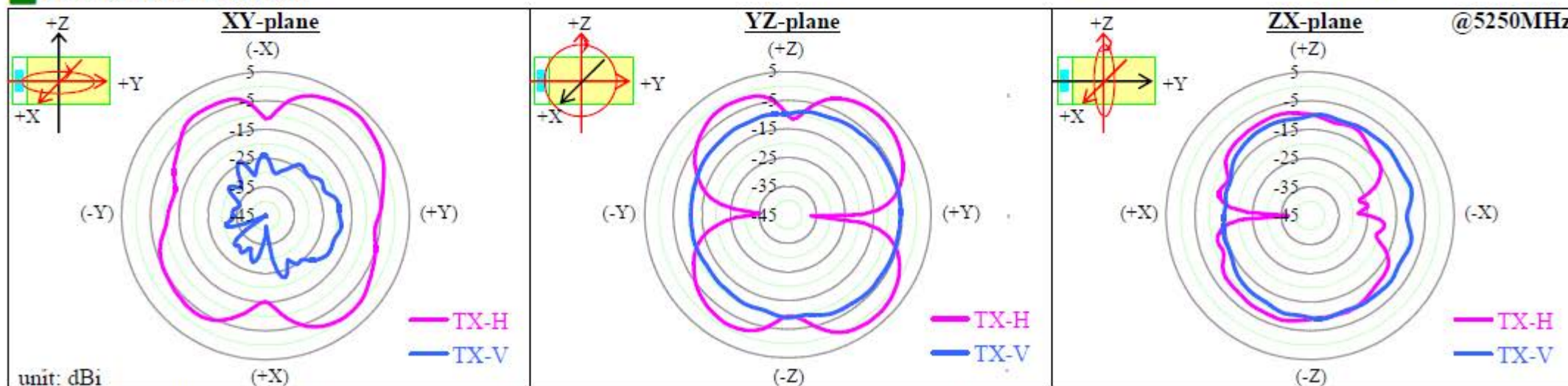
\*on Taiyo Yuden's Evaluation Board (54 x 12 mm)  
 \*Element-GND Distance : 1.5 mm

### Electrical Characteristics

			4900MHz	5250MHz	5900MHz
Efficiency [dB]			-2.0 ( 64%)	-1.6 ( 69%)	-2.0 ( 64%)
Peak gain [dBi]			2.2	2.4	2.4
Average gain [dBi]	XY-plane	TX-H	-3.2	-3.1	-3.2
		TX-V	-25.4	-24.6	-22.7
	YZ-plane	TX-H	-3.0	-2.6	-3.0
		TX-V	-7.7	-8.2	-8.8
	ZX-plane	TX-H	-10.9	-10.8	-12.3
		TX-V	-12.0	-10.6	-6.3



### Radiation Pattern



The data is reference only. Electrical characteristics vary depending on environment or measurement condition.  
 TAIYO YUDEN reserves the right to make change to the Date at any time without notice.  
 Before making final selection, please check product specification

## RFA-25-L2M2-M10-N

### Specifications

Frequency range	2400-2500MHz	5150-5875MHz
Peak gain	2.5dBi	2.9dBi
Average gain	1dBi	0dBi
VSWR	2.0 : 1 Max.	
Polarization	Linear, vertical	
Power handling	2W (cw)	
Impedance	50 $\Omega$	
Connector	RP SMA PLUG	

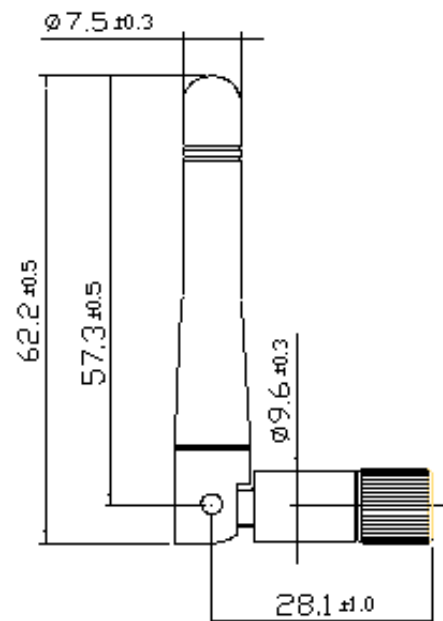
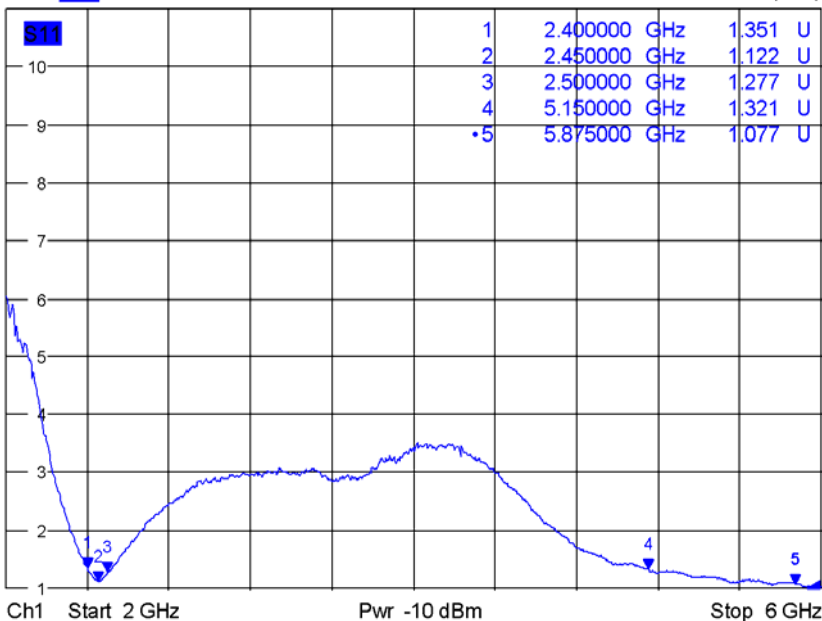


### Environmental & Mechanical Characteristics

Temperature	-10°C to +55°C
Humidity	95% @ 25°C

## VSWR

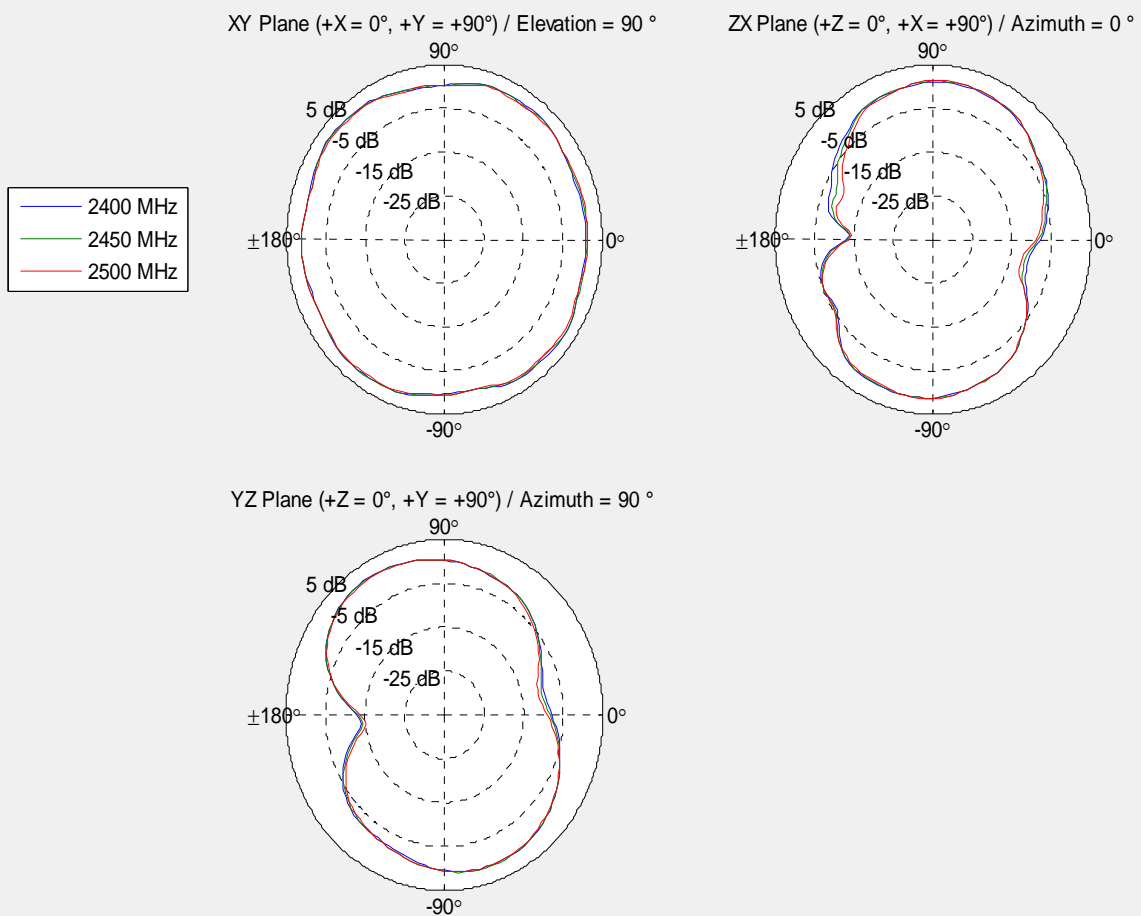
Trc1 S11 SWR 1 U / Ref 1 U Cal int 1 of 2 (Max)



Date: 25.SEP.2015 16:59:43

Radiation Pattern

25-L2M2 2G Band = 2400 - 2500 MHz % 2G Band



Radiation Pattern

25-L2M2 5G Band = 5150 - 5875 MHz % 5G Band

