

5 Photo Report




Photo 1: Test setup for radiated measurements (EUT horizontal, below 30 MHz)




Photo 2: Test setup for radiated measurements (30 MHz to 1 GHz)





Photo 3: Test setup for radiated measurements (above 1 GHz)

5 Annex

5.1 Additional Information for Report



Test Setup Photo: conducted emissions



Test Setup Photo: radiated emissions (Car Charger Setup)



Test Setup Photo: radiated emissions (Computer peripheral Setup)