



InterLab[®]

Photo Report on

Test Setups

Report Reference: MDE_PARRO_1430_FCCg_Photo_Setups

Test Laboratory:

7Layers AG
Borsigstrasse 11
40880 Ratingen
Germany



Note:

The following test results relate only to the devices specified in this document. This report shall not be reproduced in parts without the written approval of the test laboratory.

7 layers AG
Borsigstrasse 11
40880 Ratingen, Germany
Phone: +49 (0) 2102 749 0
Fax: +49 (0) 2102 749 350
www.7Layers.com

Aufsichtsratsvorsitzender •
Chairman of the Supervisory Board:
Peter Mertel
Vorstand • Board:
Dr. H. Ansorge

Registergericht • registered in:
Düsseldorf, HRB 44096
USt-IdNr • VAT No.:
DE 203159652
TAX No. 147/5869/0385
A Bureau Veritas Group Company




Photo 1: Test setup for radiated measurements (Enclosure, below 30 MHz, intentional radiator §15)




Photo 2: Test setup for radiated measurements (Enclosure, semi-anechoic chamber, 30 MHz to 1 GHz, intentional radiator §15)




Photo 3: Test setup for radiated measurements (Enclosure, fully-anechoic chamber, 1-18 (15) GHz intentional radiator §15)



Photo 4: Test setup for radiated measurements (Enclosure, fully-anechoic chamber, 18-25 GHz, intentional radiator § 15.247)



Photo 5: Test setup for conducted measurements (computer peripheral setup, EUT supplied by USB-cable from computer, charging mode, unintentional radiator §15)



Photo 6: Test setup for radiated measurements (computer peripheral setup, EUT supplied by external DC power to enable USB data transfer to computer, unintentional radiator §15)