

5 Photo Report




Photo 1: Test setup for radiated measurements (Enclosure, below 30MHz)




Photo 2: Setup_a01. Test setup for radiated measurements (Enclosure, 30MHz to 1GHz)




Photo 3: Setup_b01. Test setup for radiated measurements (Enclosure, 30MHz to 1GHz)



Photo 4: Setup_c01. Test setup for radiated measurements (Enclosure, 30MHz to 1GHz)




Photo 5: Test setup for radiated measurements (Enclosure, above 1 GHz)



Photo 6: EUT connector view



Photo 7: AE 1 Display 1




Photo 8: AE 2 Display 2



Photo 9: AE 3 Microphone




Photo 10: AE 4 cable harness



Photo 10: AE 5 audio in