

5 Photo Report



Photo 1: Test setup for radiated measurements (Enclosure, below 30 MHz)




Photo 2: Test setup for radiated measurements (Enclosure, 30 MHz to 1 GHz)




Photo 3: Test setup for radiated measurements (Enclosure, above 1 GHz)



Photo 4: EUT (rear side)



Photo 5: EUT (front side)




Photo 5: EUT (module with reference antenna)