



From: alice_wong [SMTP:alice_wong@hkstc.com]

To: CHarvey@metlabs.com

Cc: kitty_choy@hkstc.com; BosleyMarianne

Subject: FW: TCB Application Requesat for information MT#14683 FCC ID: RKB-8001

Sent: 11/24/2003 8:51 PM

Importance: Normal

Dear Chris,

For Q1, please see attached file for revised label, location and test report.

Answer Q3: Above 1GHz , average detector would be used.

Generally, 3 meter measurement distancen is used, However, if very lower or no emission detected. We would changed measurement distance to 1 meter between antenna and EUT.

Noise floor sensitivity is 30dB and 24dB marginal to the limit line at 3 meter, 34dB marginal to the limit line at 1 meter.

Thanks

Best Regards

Alice

Subject: TCB Application Requesat for information MT#14683 FCC ID: RKB-8001

Alice,

There are several items/areas in the application that need to be addressed/corrected. Please review the information below and respond within 30 days.

1) The FCC ID Label exhibit has 2 labels, one that has the FCC ID :RKB-8001 with the 2 part statement, which is correct, then a second label that has the ID, without the ?CC ID?text, and tehn the FCC DoC logo. The FCC logo should only be used on devices that comply with the FCC DoC requirements, which does not seem to be the case here. If there is a digital portion in this device, according to FCC 15.101 it would be subject to FCC Pt. 15 Class B Verification, since it is classified as an ?ther Class B Digital Device? If Verification is correct, the DoC label is not to be used. Please correct the label exhibit

2) I could not find the 903-926 Oscillator in the schematics. Please clarify. Are there portions of the Schematics that have not been supplied? The Schematic diagram supplied is labeled as Sheet 1 of 3. Where are the other sheets?

3) There are several restricted bands as specified in FCC 15.205, which are not addressed in the test report. The limits for the Restricted bands are listed in FCC 15.109, not the limits that are listed in the report. Please correct the report to address the restricted bands, and the margin to compliance for those emissions. Additionally, the limits listed in the table for the non-restricted band harmonics should be from the column of harmonic emissions table in 15.249 and not the fundamental emission (i.e. they should be 500Uv/m, not 50mV/m at 3 meters). Please state the test equipment noise floor sensitivity at 9.26GHz to show how much margin you have to the correct limit. What was the measurement distance above 1GHz?





What measurement detector was used above 1GHz.

Please contact me if you have further questions.

Best regards,

Chris Harvey

Chris Harvey EMC Consultants, LLC

 Circuit.pdf  HM111506 Sinar test report.pdf  label.pdf  location.pdf