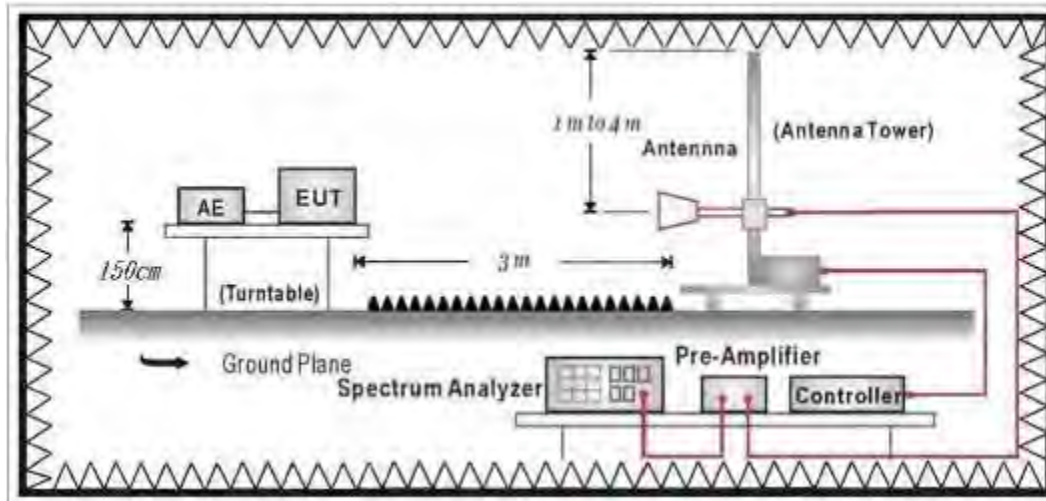


## 6. Radiated Emission Band Edge

### 6.1. Test Setup



### 6.2. Limits

Emissions radiated outside of the specified frequency bands, except for harmonics, shall be attenuated by at least 20dB below the level of the fundamental or to the general radiated emission limits in paragraph 15.209, whichever is the lesser attenuation.

### 6.3. Test Procedure

The EUT was setup according to ANSI C63.10: 2013 and tested according to DTS test procedure of KDB 558074 D01 v05r02 for compliance to FCC 47CFR 15.247 requirements. The EUT and its simulators are placed on a turn table which is 1.5 meter above ground. The turn table can rotate 360 degrees to determine the position of the maximum emission level. The EUT was positioned such that the distance from antenna to the EUT was 3 meters. The antenna can move up and down between 1 meter and 4 meters to find out the maximum emission level.

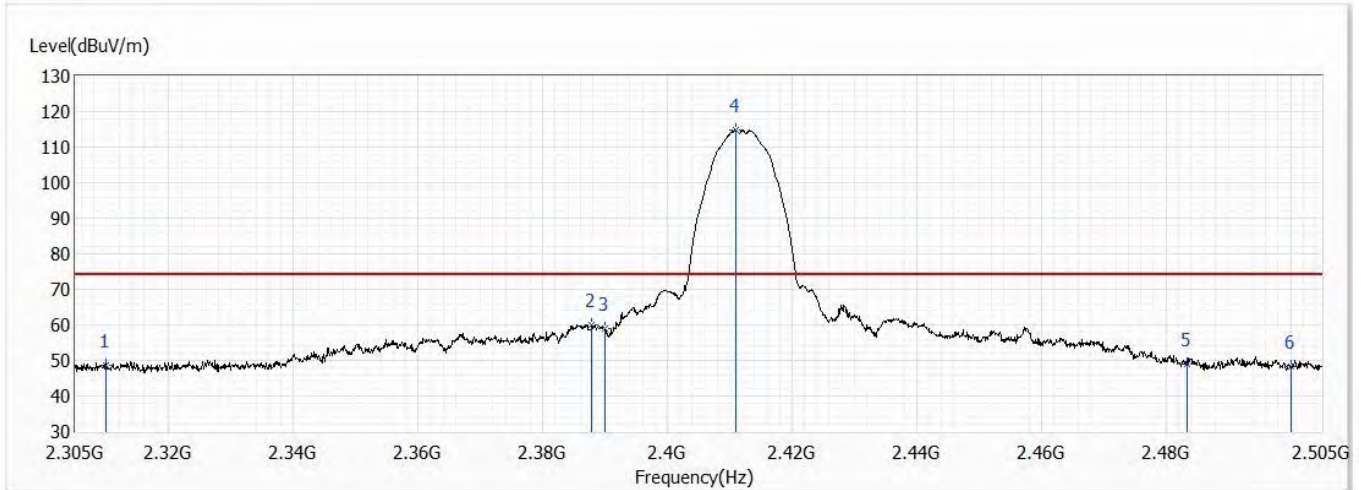
Both horizontal and vertical polarization of the antenna are set on measurement. In order to find the maximum emission, all of the interface cables must be manipulated according to ANSI C63.10: 2013 on radiated measurement.

### 6.4. Test Specification

According to FCC Part 15 Subpart C Paragraph 15.247: 2019

### 6.5. Test Result

|                |                                  |                  |             |
|----------------|----------------------------------|------------------|-------------|
| Model No       | EBM522U                          | Site             | CB4-H       |
| Test Voltage   | AC 120/60Hz                      | Test Date        | 2021/5/5    |
| Test Mode      | Mode 1: Transmit_Non-BF_EBM522U  | Engineer         | Scott Chang |
| Polarity       | Horizontal                       | Temperature (°C) | 25.2        |
| Test Condition | 802.11b,Ant0+1,Ch 1,2.412G,BW20M | Humidity (%RH)   | 58.0        |

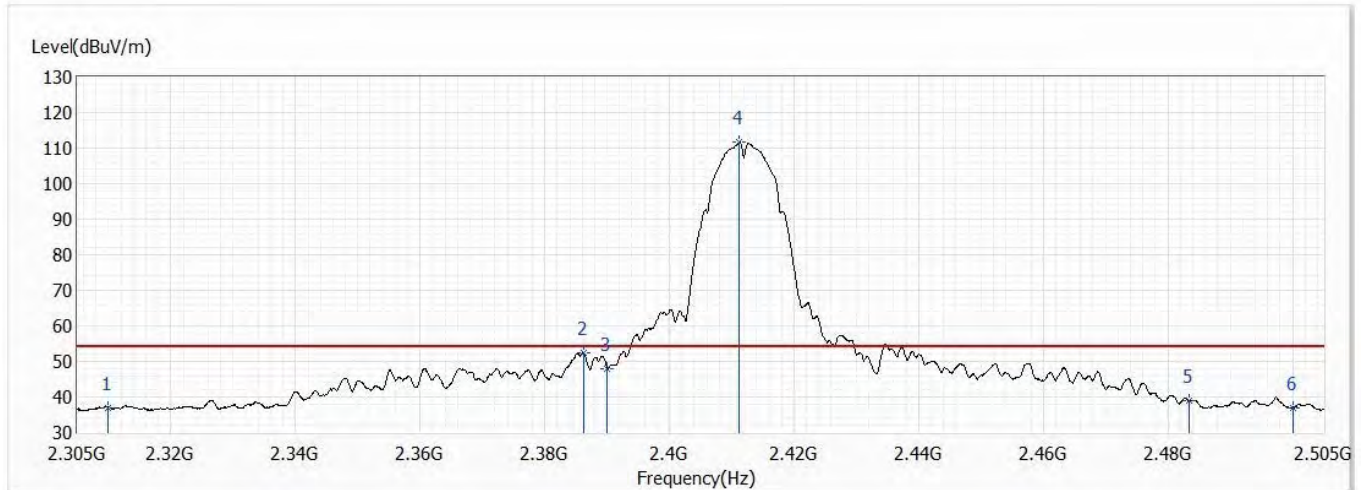


| No  | Frequency (MHz) | Emission Level (dBuV/m) | Limit (dBuV/m) | Margin (dB) | Reading Level (dBuV) | Correct Factor (dB) | Detector Type |
|-----|-----------------|-------------------------|----------------|-------------|----------------------|---------------------|---------------|
| 1   | 2310.000        | 48.50                   | 74.00          | -25.50      | 35.89                | 12.61               | PK            |
| 2   | 2387.900        | 59.90                   | 74.00          | -14.10      | 47.28                | 12.62               | PK            |
| 3   | 2390.000        | 58.80                   | 74.00          | -15.20      | 46.19                | 12.61               | PK            |
| ! 4 | 2411.000        | 114.82                  | 74.00          | 40.82       | 102.20               | 12.62               | PK            |
| 5   | 2483.500        | 48.86                   | 74.00          | -25.14      | 36.09                | 12.77               | PK            |
| 6   | 2500.000        | 48.44                   | 74.00          | -25.56      | 35.65                | 12.79               | PK            |

**Note:**

1. All reading above 1GHz is performed with peak and/or average measurements as necessary.
2. Emission Level = Reading Level + Correct Factor.
3. The average measurement was not performed when the peak measured data under the limit of average detection. If the readings given are average, peak measurement should also be supplied.
4. The fundamental for reference only, it's not restricted by unwanted emission limit.

|                |                                  |                  |             |
|----------------|----------------------------------|------------------|-------------|
| Model No       | EBM522U                          | Site             | CB4-H       |
| Test Voltage   | AC 120/60Hz                      | Test Date        | 2021/5/5    |
| Test Mode      | Mode 1: Transmit_Non-BF_EBM522U  | Engineer         | Scott Chang |
| Polarity       | Horizontal                       | Temperature (°C) | 25.2        |
| Test Condition | 802.11b,Ant0+1,Ch 1,2.412G,BW20M | Humidity (%RH)   | 58.0        |

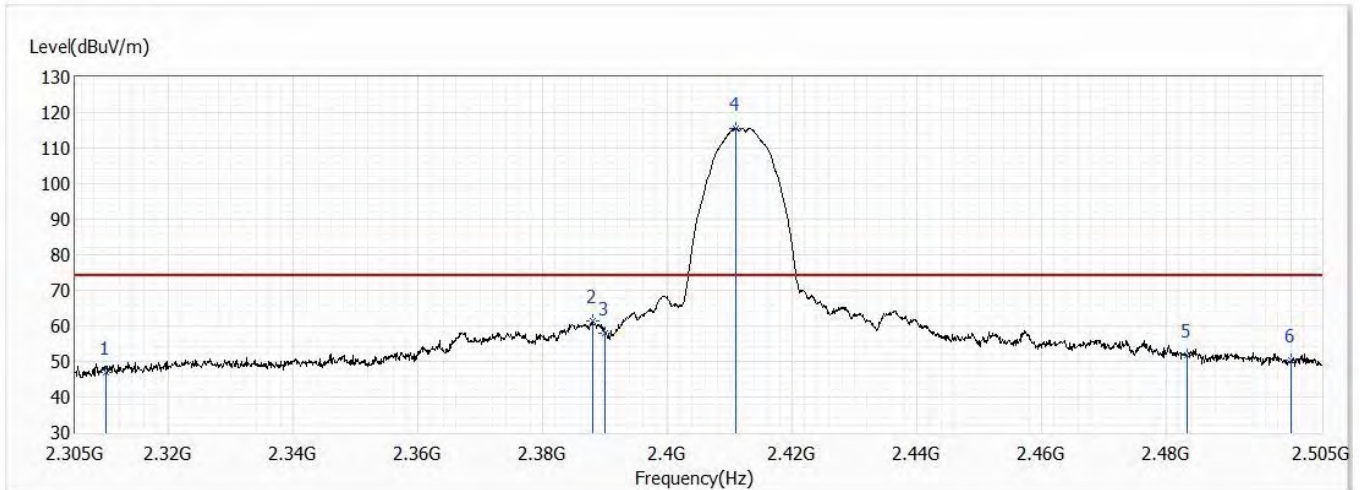


| No  | Frequency (MHz) | Emission Level (dBuV/m) | Limit (dBuV/m) | Margin (dB) | Reading Level (dBuV) | Correct Factor (dB) | Detector Type |
|-----|-----------------|-------------------------|----------------|-------------|----------------------|---------------------|---------------|
| 1   | 2310.000        | 37.01                   | 54.00          | -16.99      | 24.40                | 12.61               | AV            |
| 2   | 2386.200        | 52.41                   | 54.00          | -1.59       | 39.78                | 12.63               | AV            |
| 3   | 2390.000        | 48.03                   | 54.00          | -5.97       | 35.42                | 12.61               | AV            |
| ! 4 | 2411.200        | 111.62                  | 54.00          | 57.62       | 99.00                | 12.62               | AV            |
| 5   | 2483.500        | 38.86                   | 54.00          | -15.14      | 26.09                | 12.77               | AV            |
| 6   | 2500.000        | 37.02                   | 54.00          | -16.98      | 24.23                | 12.79               | AV            |

Note:

1. All reading above 1GHz is performed with peak and/or average measurements as necessary.
2. Emission Level = Reading Level + Correct Factor.
3. The average measurement was not performed when the peak measured data under the limit of average detection. If the readings given are average, peak measurement should also be supplied.
4. The fundamental for reference only, it's not restricted by unwanted emission limit.

|                |                                  |                  |             |
|----------------|----------------------------------|------------------|-------------|
| Model No       | EBM522U                          | Site             | CB4-H       |
| Test Voltage   | AC 120/60Hz                      | Test Date        | 2021/5/5    |
| Test Mode      | Mode 1: Transmit_Non-BF_EBM522U  | Engineer         | Scott Chang |
| Polarity       | Vertical                         | Temperature (°C) | 25.2        |
| Test Condition | 802.11b,Ant0+1,Ch 1,2.412G,BW20M | Humidity (%RH)   | 58.0        |

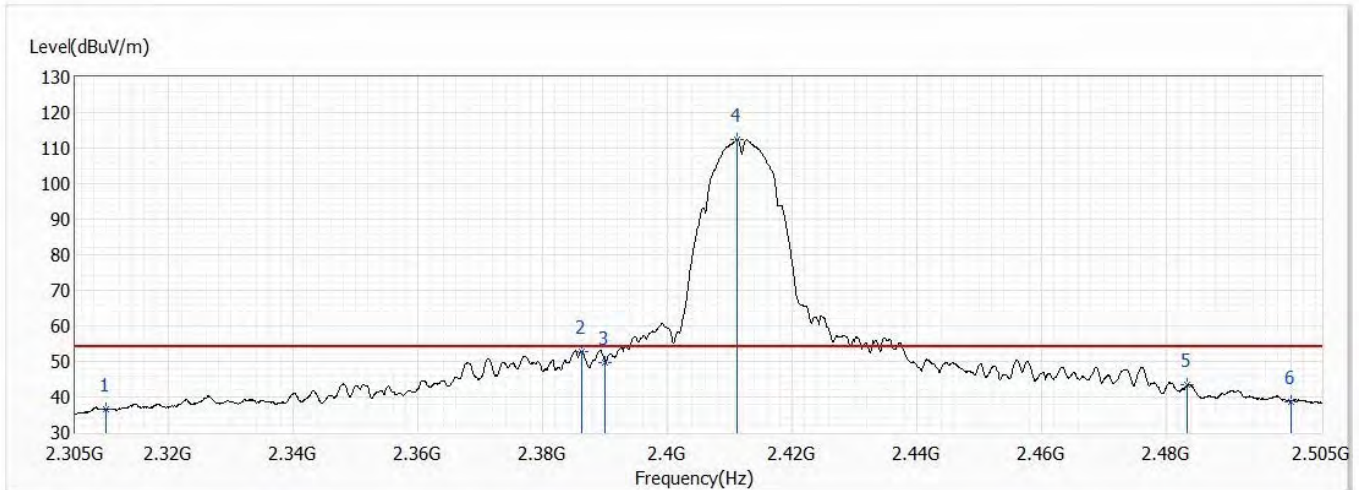


| No  | Frequency (MHz) | Emission Level (dBuV/m) | Limit (dBuV/m) | Margin (dB) | Reading Level (dBuV) | Correct Factor (dB) | Detector Type |
|-----|-----------------|-------------------------|----------------|-------------|----------------------|---------------------|---------------|
| 1   | 2310.000        | 47.01                   | 74.00          | -26.99      | 34.40                | 12.61               | PK            |
| 2   | 2388.000        | 61.34                   | 74.00          | -12.66      | 48.72                | 12.62               | PK            |
| 3   | 2390.000        | 57.95                   | 74.00          | -16.05      | 45.34                | 12.61               | PK            |
| ! 4 | 2410.900        | 115.65                  | 74.00          | 41.65       | 103.03               | 12.62               | PK            |
| 5   | 2483.500        | 51.79                   | 74.00          | -22.21      | 39.02                | 12.77               | PK            |
| 6   | 2500.000        | 50.26                   | 74.00          | -23.74      | 37.47                | 12.79               | PK            |

Note:

1. All reading above 1GHz is performed with peak and/or average measurements as necessary.
2. Emission Level = Reading Level + Correct Factor.
3. The average measurement was not performed when the peak measured data under the limit of average detection. If the readings given are average, peak measurement should also be supplied.
4. The fundamental for reference only, it's not restricted by unwanted emission limit.

|                |                                  |                  |             |
|----------------|----------------------------------|------------------|-------------|
| Model No       | EBM522U                          | Site             | CB4-H       |
| Test Voltage   | AC 120/60Hz                      | Test Date        | 2021/5/5    |
| Test Mode      | Mode 1: Transmit_Non-BF_EBM522U  | Engineer         | Scott Chang |
| Polarity       | Vertical                         | Temperature (°C) | 25.2        |
| Test Condition | 802.11b,Ant0+1,Ch 1,2.412G,BW20M | Humidity (%RH)   | 58.0        |



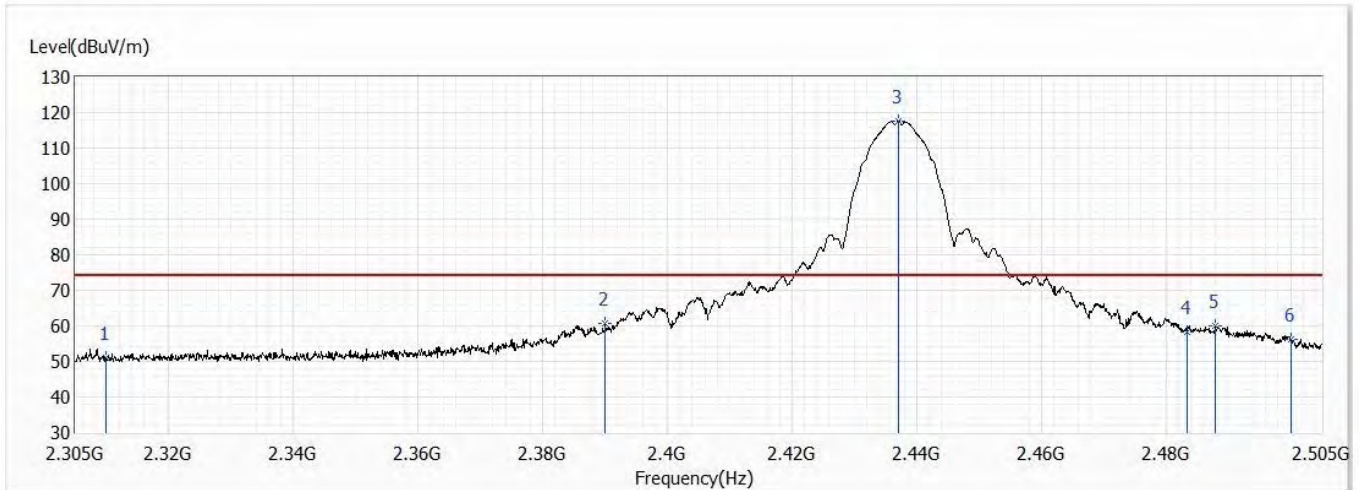
| No  | Frequency (MHz) | Emission Level (dBuV/m) | Limit (dBuV/m) | Margin (dB) | Reading Level (dBuV) | Correct Factor (dB) | Detector Type |
|-----|-----------------|-------------------------|----------------|-------------|----------------------|---------------------|---------------|
| 1   | 2310.000        | 36.67                   | 54.00          | -17.33      | 24.06                | 12.61               | AV            |
| 2   | 2386.200        | 52.91                   | 54.00          | -1.09       | 40.28                | 12.63               | AV            |
| 3   | 2390.000        | 49.71                   | 54.00          | -4.29       | 37.10                | 12.61               | AV            |
| ! 4 | 2411.200        | 112.52                  | 54.00          | 58.52       | 99.90                | 12.62               | AV            |
| 5   | 2483.500        | 43.37                   | 54.00          | -10.63      | 30.60                | 12.77               | AV            |
| 6   | 2500.000        | 38.73                   | 54.00          | -15.27      | 25.94                | 12.79               | AV            |

Note:

1. All reading above 1GHz is performed with peak and/or average measurements as necessary.
2. Emission Level = Reading Level + Correct Factor.
3. The average measurement was not performed when the peak measured data under the limit of average detection. If the readings given are average, peak measurement should also be supplied.
4. The fundamental for reference only, it's not restricted by unwanted emission limit.



|                |                                  |                  |             |
|----------------|----------------------------------|------------------|-------------|
| Model No       | EBM522U                          | Site             | CB4-H       |
| Test Voltage   | AC 120/60Hz                      | Test Date        | 2021/5/5    |
| Test Mode      | Mode 1: Transmit_Non-BF_EBM522U  | Engineer         | Scott Chang |
| Polarity       | Horizontal                       | Temperature (°C) | 25.2        |
| Test Condition | 802.11b,Ant0+1,Ch 6,2.437G,BW20M | Humidity (%RH)   | 58.0        |

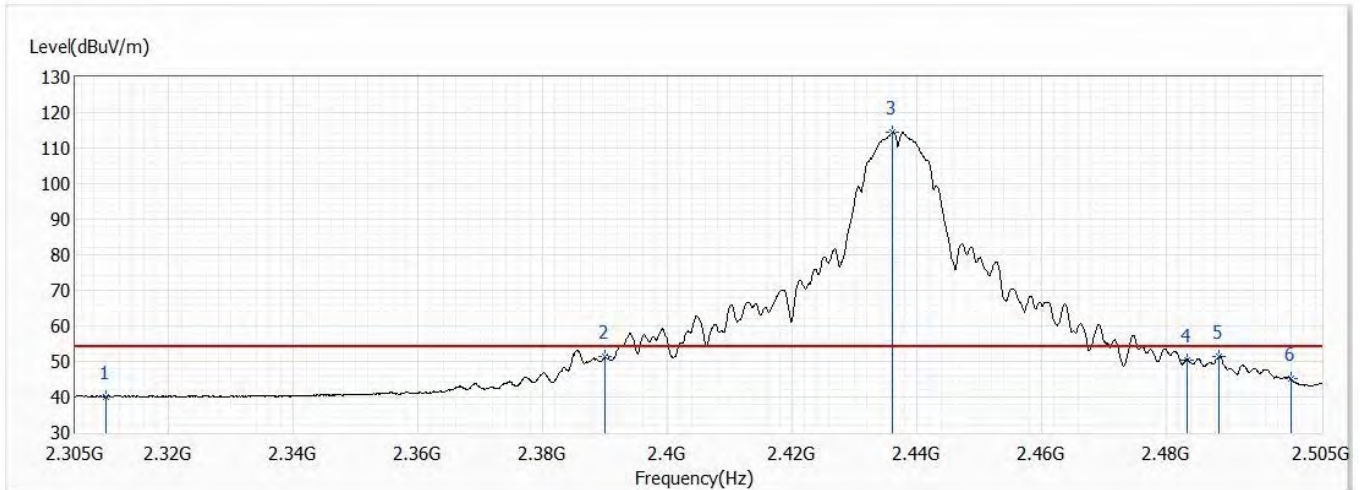


| No  | Frequency (MHz) | Emission Level (dBuV/m) | Limit (dBuV/m) | Margin (dB) | Reading Level (dBuV) | Correct Factor (dB) | Detector Type |
|-----|-----------------|-------------------------|----------------|-------------|----------------------|---------------------|---------------|
| 1   | 2310.000        | 50.91                   | 74.00          | -23.09      | 38.30                | 12.61               | PK            |
| 2   | 2390.000        | 60.80                   | 74.00          | -13.20      | 48.19                | 12.61               | PK            |
| ! 3 | 2437.000        | 117.54                  | 74.00          | 43.54       | 104.84               | 12.70               | PK            |
| 4   | 2483.500        | 58.23                   | 74.00          | -15.77      | 45.46                | 12.77               | PK            |
| 5   | 2488.000        | 60.14                   | 74.00          | -13.86      | 47.36                | 12.78               | PK            |
| 6   | 2500.000        | 56.36                   | 74.00          | -17.64      | 43.57                | 12.79               | PK            |

Note:

1. All reading above 1GHz is performed with peak and/or average measurements as necessary.
2. Emission Level = Reading Level + Correct Factor.
3. The average measurement was not performed when the peak measured data under the limit of average detection. If the readings given are average, peak measurement should also be supplied.
4. The fundamental for reference only, it's not restricted by unwanted emission limit.

|                |                                  |                  |             |
|----------------|----------------------------------|------------------|-------------|
| Model No       | EBM522U                          | Site             | CB4-H       |
| Test Voltage   | AC 120/60Hz                      | Test Date        | 2021/5/5    |
| Test Mode      | Mode 1: Transmit_Non-BF_EBM522U  | Engineer         | Scott Chang |
| Polarity       | Horizontal                       | Temperature (°C) | 25.2        |
| Test Condition | 802.11b,Ant0+1,Ch 6,2.437G,BW20M | Humidity (%RH)   | 58.0        |

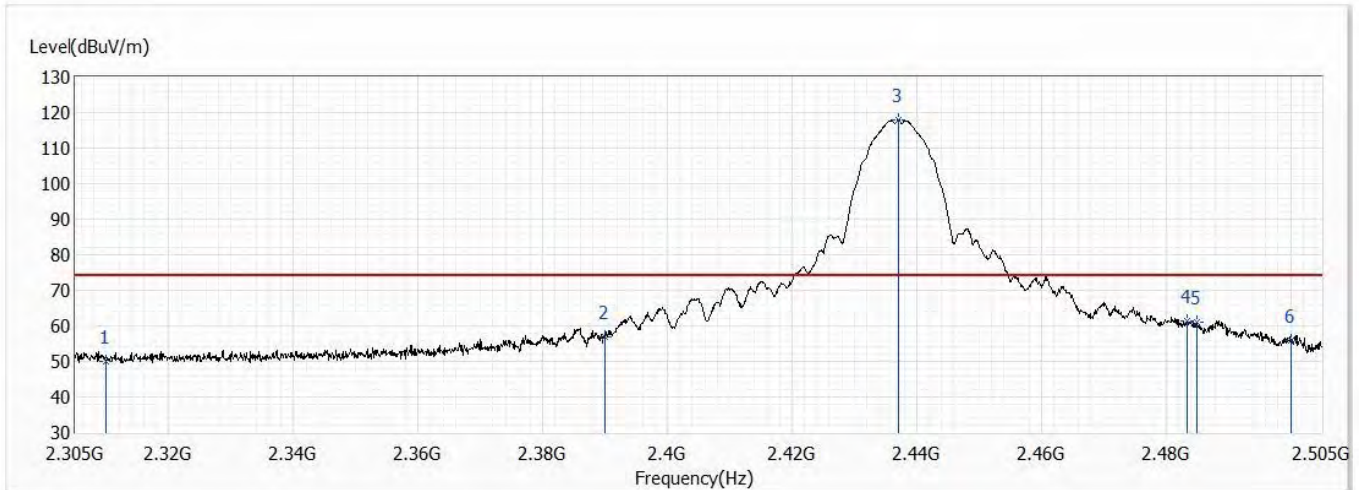


| No  | Frequency (MHz) | Emission Level (dBuV/m) | Limit (dBuV/m) | Margin (dB) | Reading Level (dBuV) | Correct Factor (dB) | Detector Type |
|-----|-----------------|-------------------------|----------------|-------------|----------------------|---------------------|---------------|
| 1   | 2310.000        | 40.16                   | 54.00          | -13.84      | 27.55                | 12.61               | AV            |
| 2   | 2390.000        | 51.46                   | 54.00          | -2.54       | 38.85                | 12.61               | AV            |
| ! 3 | 2436.200        | 114.54                  | 54.00          | 60.54       | 101.84               | 12.70               | AV            |
| 4   | 2483.500        | 50.43                   | 54.00          | -3.57       | 37.66                | 12.77               | AV            |
| 5   | 2488.600        | 51.40                   | 54.00          | -2.60       | 38.62                | 12.78               | AV            |
| 6   | 2500.000        | 45.02                   | 54.00          | -8.98       | 32.23                | 12.79               | AV            |

Note:

1. All reading above 1GHz is performed with peak and/or average measurements as necessary.
2. Emission Level = Reading Level + Correct Factor.
3. The average measurement was not performed when the peak measured data under the limit of average detection. If the readings given are average, peak measurement should also be supplied.
4. The fundamental for reference only, it's not restricted by unwanted emission limit.

|                |                                  |                  |             |
|----------------|----------------------------------|------------------|-------------|
| Model No       | EBM522U                          | Site             | CB4-H       |
| Test Voltage   | AC 120/60Hz                      | Test Date        | 2021/5/5    |
| Test Mode      | Mode 1: Transmit_Non-BF_EBM522U  | Engineer         | Scott Chang |
| Polarity       | Vertical                         | Temperature (°C) | 25.2        |
| Test Condition | 802.11b,Ant0+1,Ch 6,2.437G,BW20M | Humidity (%RH)   | 58.0        |



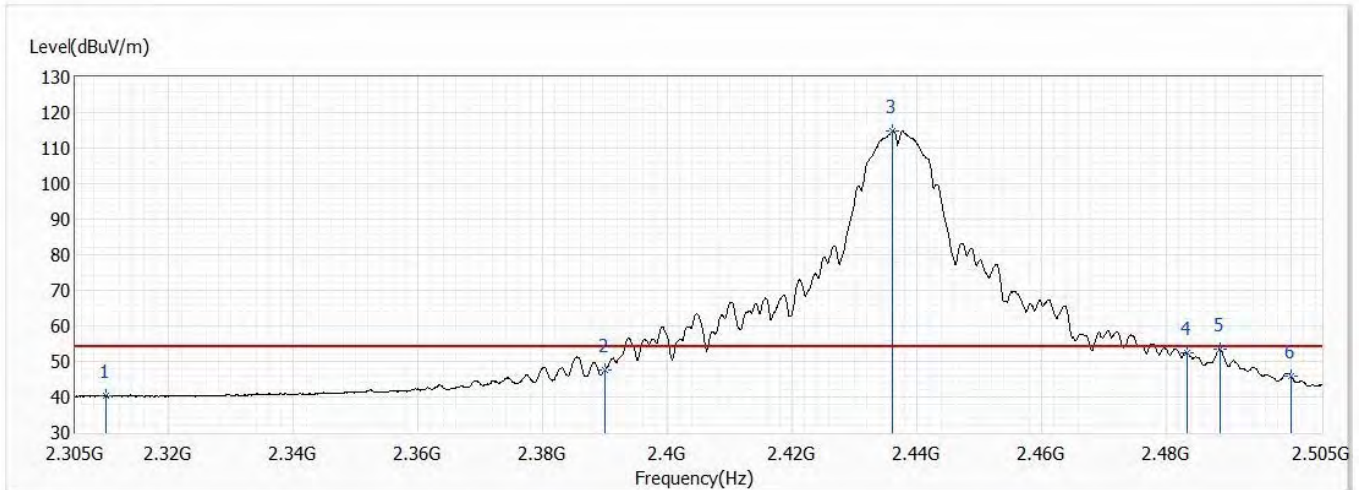
| No  | Frequency (MHz) | Emission Level (dBuV/m) | Limit (dBuV/m) | Margin (dB) | Reading Level (dBuV) | Correct Factor (dB) | Detector Type |
|-----|-----------------|-------------------------|----------------|-------------|----------------------|---------------------|---------------|
| 1   | 2310.000        | 50.04                   | 74.00          | -23.96      | 37.43                | 12.61               | PK            |
| 2   | 2390.000        | 56.95                   | 74.00          | -17.05      | 44.34                | 12.61               | PK            |
| ! 3 | 2437.100        | 117.92                  | 74.00          | 43.92       | 105.22               | 12.70               | PK            |
| 4   | 2483.500        | 61.41                   | 74.00          | -12.59      | 48.64                | 12.77               | PK            |
| 5   | 2484.900        | 60.91                   | 74.00          | -13.09      | 48.14                | 12.77               | PK            |
| 6   | 2500.000        | 55.82                   | 74.00          | -18.18      | 43.03                | 12.79               | PK            |

Note:

1. All reading above 1GHz is performed with peak and/or average measurements as necessary.
2. Emission Level = Reading Level + Correct Factor.
3. The average measurement was not performed when the peak measured data under the limit of average detection. If the readings given are average, peak measurement should also be supplied.
4. The fundamental for reference only, it's not restricted by unwanted emission limit.



|                |                                  |                  |             |
|----------------|----------------------------------|------------------|-------------|
| Model No       | EBM522U                          | Site             | CB4-H       |
| Test Voltage   | AC 120/60Hz                      | Test Date        | 2021/5/5    |
| Test Mode      | Mode 1: Transmit_Non-BF_EBM522U  | Engineer         | Scott Chang |
| Polarity       | Vertical                         | Temperature (°C) | 25.2        |
| Test Condition | 802.11b,Ant0+1,Ch 6,2.437G,BW20M | Humidity (%RH)   | 58.0        |

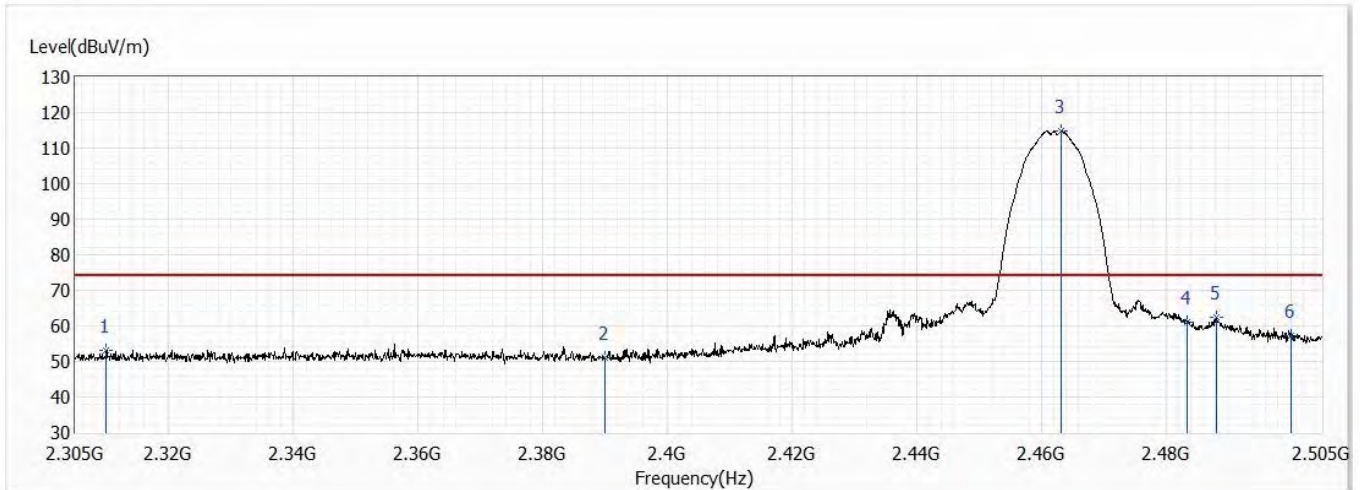


| No  | Frequency (MHz) | Emission Level (dBuV/m) | Limit (dBuV/m) | Margin (dB) | Reading Level (dBuV) | Correct Factor (dB) | Detector Type |
|-----|-----------------|-------------------------|----------------|-------------|----------------------|---------------------|---------------|
| 1   | 2310.000        | 40.27                   | 54.00          | -13.73      | 27.66                | 12.61               | AV            |
| 2   | 2390.000        | 47.66                   | 54.00          | -6.34       | 35.05                | 12.61               | AV            |
| ! 3 | 2436.200        | 114.89                  | 54.00          | 60.89       | 102.19               | 12.70               | AV            |
| 4   | 2483.500        | 52.33                   | 54.00          | -1.67       | 39.56                | 12.77               | AV            |
| 5   | 2488.800        | 53.41                   | 54.00          | -0.59       | 40.63                | 12.78               | AV            |
| 6   | 2500.000        | 45.87                   | 54.00          | -8.13       | 33.08                | 12.79               | AV            |

Note:

1. All reading above 1GHz is performed with peak and/or average measurements as necessary.
2. Emission Level = Reading Level + Correct Factor.
3. The average measurement was not performed when the peak measured data under the limit of average detection. If the readings given are average, peak measurement should also be supplied.
4. The fundamental for reference only, it's not restricted by unwanted emission limit.

|                |                                   |                  |             |
|----------------|-----------------------------------|------------------|-------------|
| Model No       | EBM522U                           | Site             | CB4-H       |
| Test Voltage   | AC 120/60Hz                       | Test Date        | 2021/5/5    |
| Test Mode      | Mode 1: Transmit_Non-BF_EBM522U   | Engineer         | Scott Chang |
| Polarity       | Horizontal                        | Temperature (°C) | 25.2        |
| Test Condition | 802.11b,Ant0+1,Ch 11,2.462G,BW20M | Humidity (%RH)   | 58.0        |

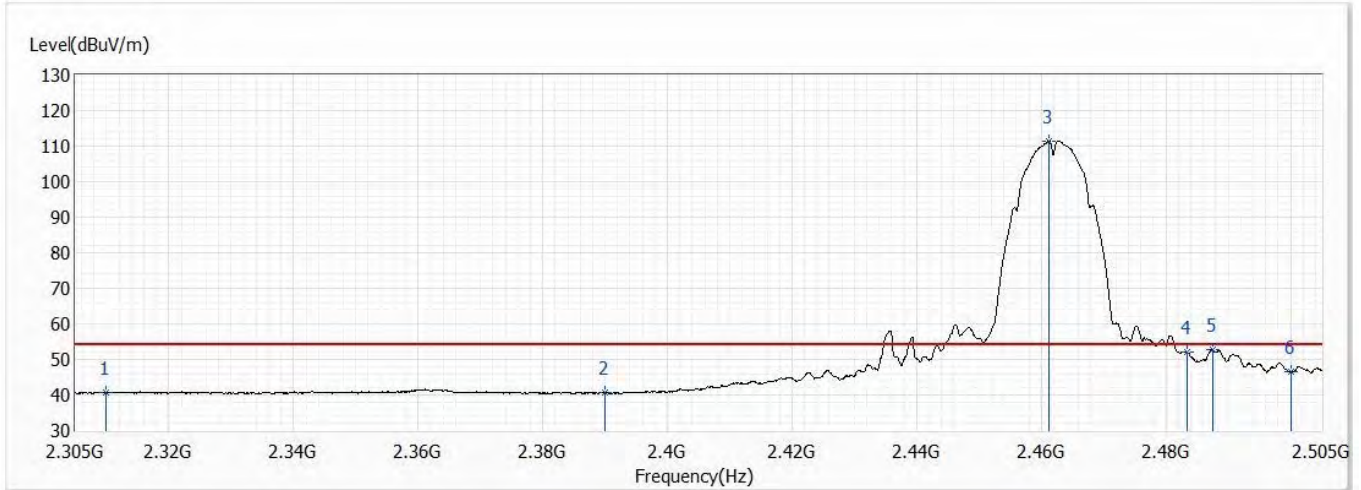


| No  | Frequency (MHz) | Emission Level (dBuV/m) | Limit (dBuV/m) | Margin (dB) | Reading Level (dBuV) | Correct Factor (dB) | Detector Type |
|-----|-----------------|-------------------------|----------------|-------------|----------------------|---------------------|---------------|
| 1   | 2310.000        | 53.25                   | 74.00          | -20.75      | 40.64                | 12.61               | PK            |
| 2   | 2390.000        | 51.20                   | 74.00          | -22.80      | 38.59                | 12.61               | PK            |
| ! 3 | 2463.200        | 114.74                  | 74.00          | 40.74       | 101.99               | 12.75               | PK            |
| 4   | 2483.500        | 61.08                   | 74.00          | -12.92      | 48.31                | 12.77               | PK            |
| 5   | 2488.100        | 62.27                   | 74.00          | -11.73      | 49.49                | 12.78               | PK            |
| 6   | 2500.000        | 57.32                   | 74.00          | -16.68      | 44.53                | 12.79               | PK            |

**Note:**

1. All reading above 1GHz is performed with peak and/or average measurements as necessary.
2. Emission Level = Reading Level + Correct Factor.
3. The average measurement was not performed when the peak measured data under the limit of average detection. If the readings given are average, peak measurement should also be supplied.
4. The fundamental for reference only, it's not restricted by unwanted emission limit.

|                |                                   |                  |             |
|----------------|-----------------------------------|------------------|-------------|
| Model No       | EBM522U                           | Site             | CB4-H       |
| Test Voltage   | AC 120/60Hz                       | Test Date        | 2021/5/5    |
| Test Mode      | Mode 1: Transmit_Non-BF_EBM522U   | Engineer         | Scott Chang |
| Polarity       | Horizontal                        | Temperature (°C) | 25.2        |
| Test Condition | 802.11b,Ant0+1,Ch 11,2.462G,BW20M | Humidity (%RH)   | 58.0        |

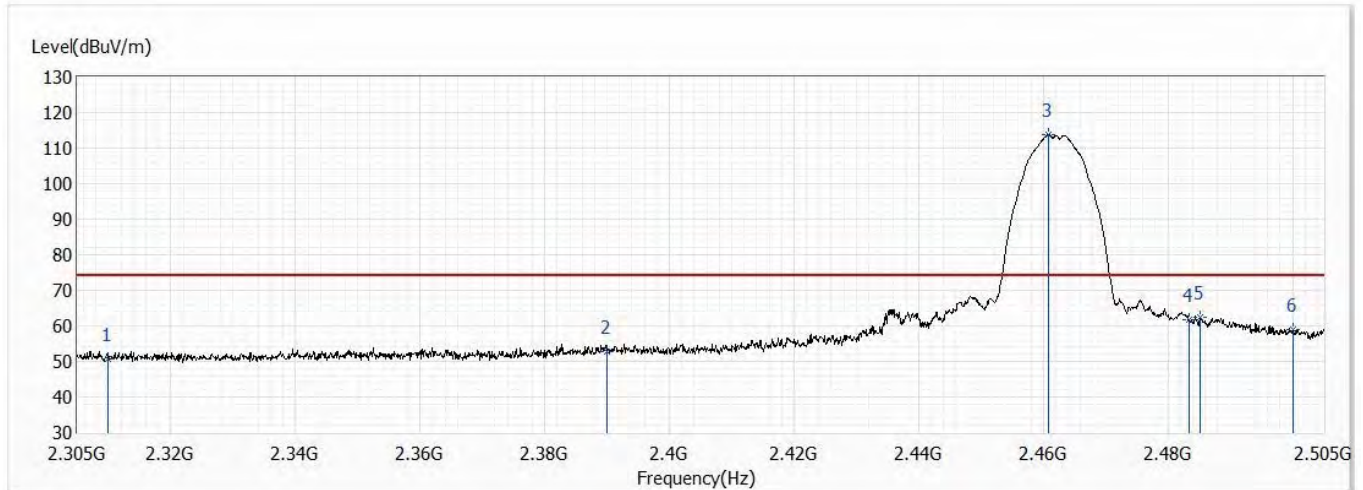


| No  | Frequency (MHz) | Emission Level (dBuV/m) | Limit (dBuV/m) | Margin (dB) | Reading Level (dBuV) | Correct Factor (dB) | Detector Type |
|-----|-----------------|-------------------------|----------------|-------------|----------------------|---------------------|---------------|
| 1   | 2310.000        | 40.66                   | 54.00          | -13.34      | 28.05                | 12.61               | AV            |
| 2   | 2390.000        | 40.58                   | 54.00          | -13.42      | 27.97                | 12.61               | AV            |
| ! 3 | 2461.200        | 111.51                  | 54.00          | 57.51       | 98.76                | 12.75               | AV            |
| 4   | 2483.500        | 52.00                   | 54.00          | -2.00       | 39.23                | 12.77               | AV            |
| 5   | 2487.500        | 52.84                   | 54.00          | -1.16       | 40.06                | 12.78               | AV            |
| 6   | 2500.000        | 46.51                   | 54.00          | -7.49       | 33.72                | 12.79               | AV            |

Note:

1. All reading above 1GHz is performed with peak and/or average measurements as necessary.
2. Emission Level = Reading Level + Correct Factor.
3. The average measurement was not performed when the peak measured data under the limit of average detection. If the readings given are average, peak measurement should also be supplied.
4. The fundamental for reference only, it's not restricted by unwanted emission limit.

|                |                                   |                  |             |
|----------------|-----------------------------------|------------------|-------------|
| Model No       | EBM522U                           | Site             | CB4-H       |
| Test Voltage   | AC 120/60Hz                       | Test Date        | 2021/5/5    |
| Test Mode      | Mode 1: Transmit_Non-BF_EBM522U   | Engineer         | Scott Chang |
| Polarity       | Vertical                          | Temperature (°C) | 25.2        |
| Test Condition | 802.11b,Ant0+1,Ch 11,2.462G,BW20M | Humidity (%RH)   | 58.0        |

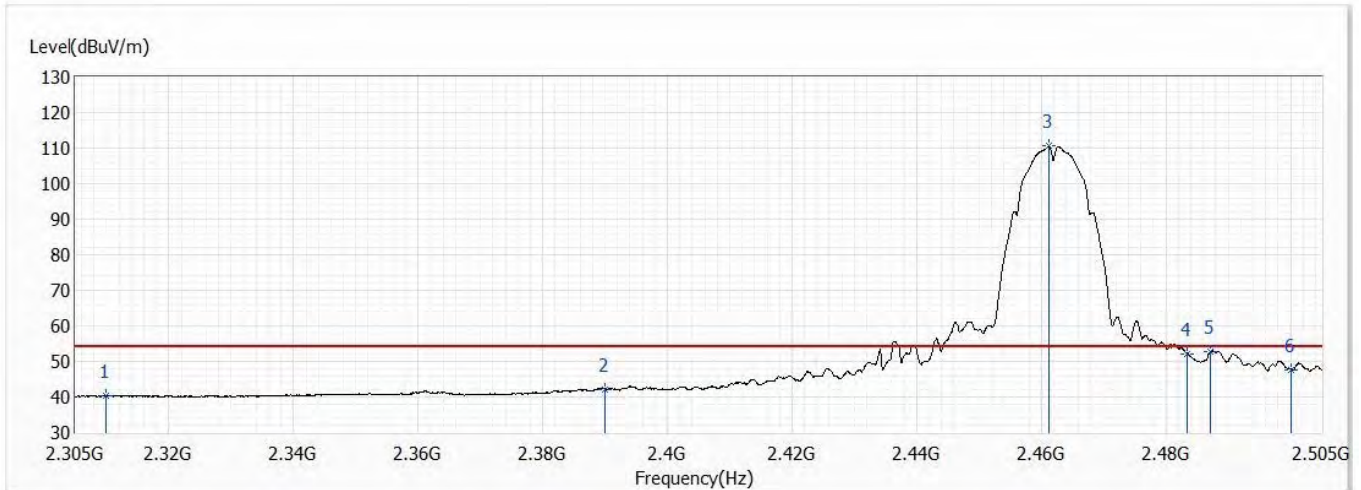


| No  | Frequency (MHz) | Emission Level (dBuV/m) | Limit (dBuV/m) | Margin (dB) | Reading Level (dBuV) | Correct Factor (dB) | Detector Type |
|-----|-----------------|-------------------------|----------------|-------------|----------------------|---------------------|---------------|
| 1   | 2310.000        | 50.64                   | 74.00          | -23.36      | 38.03                | 12.61               | PK            |
| 2   | 2390.000        | 52.79                   | 74.00          | -21.21      | 40.18                | 12.61               | PK            |
| ! 3 | 2460.900        | 113.69                  | 74.00          | 39.69       | 100.94               | 12.75               | PK            |
| 4   | 2483.500        | 61.60                   | 74.00          | -12.40      | 48.83                | 12.77               | PK            |
| 5   | 2485.100        | 62.44                   | 74.00          | -11.56      | 49.67                | 12.77               | PK            |
| 6   | 2500.000        | 59.09                   | 74.00          | -14.91      | 46.30                | 12.79               | PK            |

Note:

1. All reading above 1GHz is performed with peak and/or average measurements as necessary.
2. Emission Level = Reading Level + Correct Factor.
3. The average measurement was not performed when the peak measured data under the limit of average detection. If the readings given are average, peak measurement should also be supplied.
4. The fundamental for reference only, it's not restricted by unwanted emission limit.

|                |                                   |                  |             |
|----------------|-----------------------------------|------------------|-------------|
| Model No       | EBM522U                           | Site             | CB4-H       |
| Test Voltage   | AC 120/60Hz                       | Test Date        | 2021/5/5    |
| Test Mode      | Mode 1: Transmit_Non-BF_EBM522U   | Engineer         | Scott Chang |
| Polarity       | Vertical                          | Temperature (°C) | 25.2        |
| Test Condition | 802.11b,Ant0+1,Ch 11,2.462G,BW20M | Humidity (%RH)   | 58.0        |



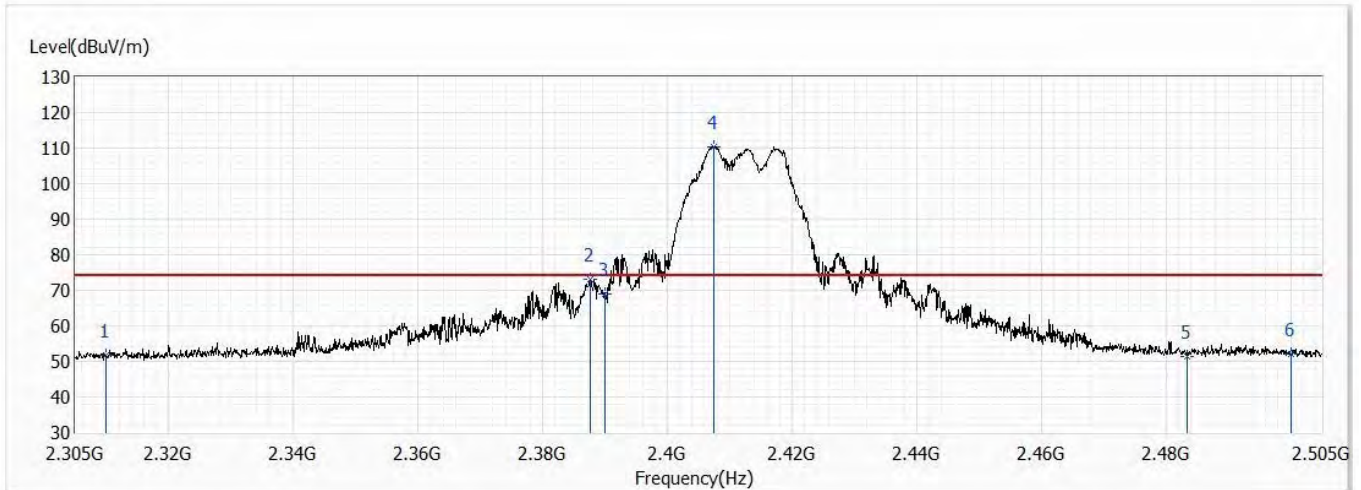
| No  | Frequency (MHz) | Emission Level (dBuV/m) | Limit (dBuV/m) | Margin (dB) | Reading Level (dBuV) | Correct Factor (dB) | Detector Type |
|-----|-----------------|-------------------------|----------------|-------------|----------------------|---------------------|---------------|
| 1   | 2310.000        | 40.20                   | 54.00          | -13.80      | 27.59                | 12.61               | AV            |
| 2   | 2390.000        | 42.24                   | 54.00          | -11.76      | 29.63                | 12.61               | AV            |
| ! 3 | 2461.200        | 110.52                  | 54.00          | 56.52       | 97.77                | 12.75               | AV            |
| 4   | 2483.500        | 52.11                   | 54.00          | -1.89       | 39.34                | 12.77               | AV            |
| 5   | 2487.200        | 52.91                   | 54.00          | -1.09       | 40.12                | 12.79               | AV            |
| 6   | 2500.000        | 47.74                   | 54.00          | -6.26       | 34.95                | 12.79               | AV            |

**Note:**

1. All reading above 1GHz is performed with peak and/or average measurements as necessary.
2. Emission Level = Reading Level + Correct Factor.
3. The average measurement was not performed when the peak measured data under the limit of average detection. If the readings given are average, peak measurement should also be supplied.
4. The fundamental for reference only, it's not restricted by unwanted emission limit.



|                |                                  |                  |             |
|----------------|----------------------------------|------------------|-------------|
| Model No       | EBM522U                          | Site             | CB4-H       |
| Test Voltage   | AC 120/60Hz                      | Test Date        | 2021/5/5    |
| Test Mode      | Mode 1: Transmit_Non-BF_EBM522U  | Engineer         | Scott Chang |
| Polarity       | Horizontal                       | Temperature (°C) | 25.2        |
| Test Condition | 802.11g,Ant0+1,Ch 1,2.412G,BW20M | Humidity (%RH)   | 58.0        |

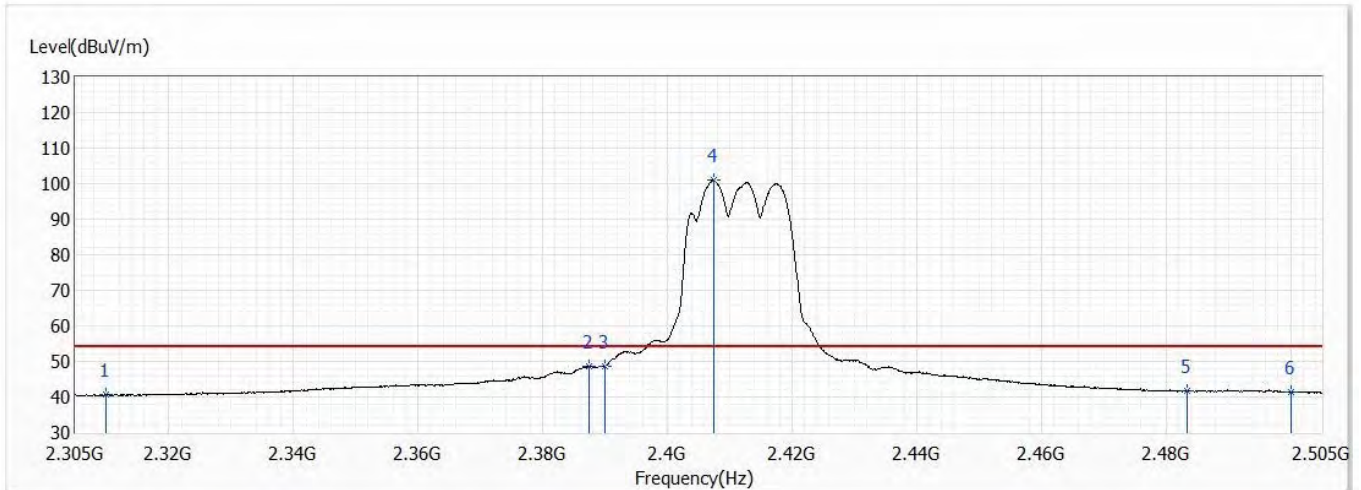


| No  | Frequency (MHz) | Emission Level (dBuV/m) | Limit (dBuV/m) | Margin (dB) | Reading Level (dBuV) | Correct Factor (dB) | Detector Type |
|-----|-----------------|-------------------------|----------------|-------------|----------------------|---------------------|---------------|
| 1   | 2310.000        | 51.73                   | 74.00          | -22.27      | 39.12                | 12.61               | PK            |
| 2   | 2387.600        | 73.11                   | 74.00          | -0.89       | 60.49                | 12.62               | PK            |
| 3   | 2390.000        | 69.00                   | 74.00          | -5.00       | 56.39                | 12.61               | PK            |
| ! 4 | 2407.500        | 110.45                  | 74.00          | 36.45       | 97.84                | 12.61               | PK            |
| 5   | 2483.500        | 51.53                   | 74.00          | -22.47      | 38.76                | 12.77               | PK            |
| 6   | 2500.000        | 52.09                   | 74.00          | -21.91      | 39.30                | 12.79               | PK            |

Note:

1. All reading above 1GHz is performed with peak and/or average measurements as necessary.
2. Emission Level = Reading Level + Correct Factor.
3. The average measurement was not performed when the peak measured data under the limit of average detection. If the readings given are average, peak measurement should also be supplied.
4. The fundamental for reference only, it's not restricted by unwanted emission limit.

|                |                                  |                  |             |
|----------------|----------------------------------|------------------|-------------|
| Model No       | EBM522U                          | Site             | CB4-H       |
| Test Voltage   | AC 120/60Hz                      | Test Date        | 2021/5/5    |
| Test Mode      | Mode 1: Transmit_Non-BF_EBM522U  | Engineer         | Scott Chang |
| Polarity       | Horizontal                       | Temperature (°C) | 25.2        |
| Test Condition | 802.11g,Ant0+1,Ch 1,2.412G,BW20M | Humidity (%RH)   | 58.0        |

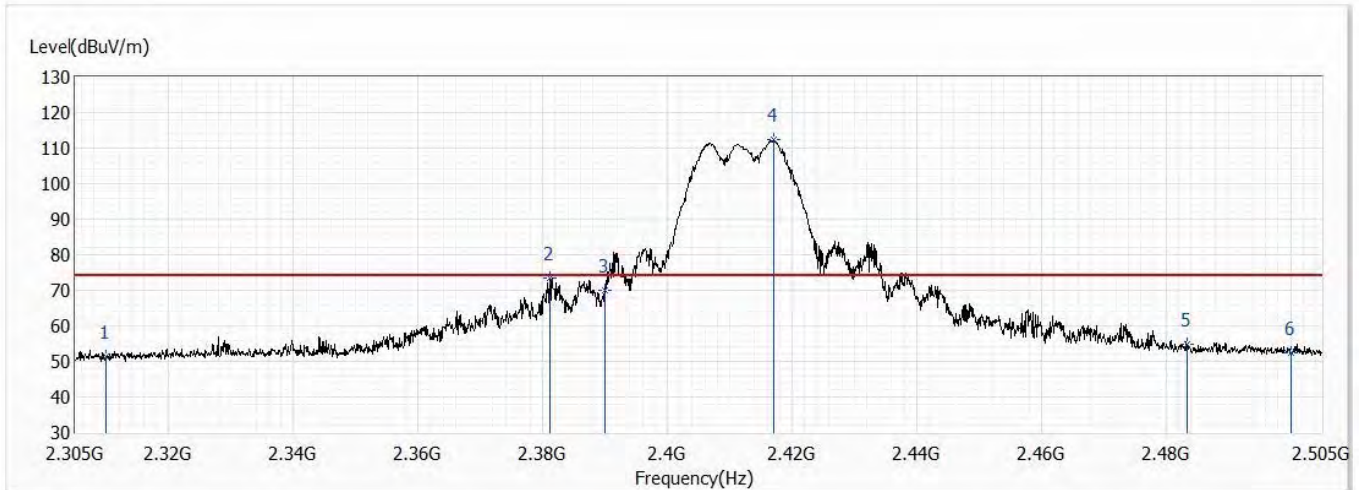


| No  | Frequency (MHz) | Emission Level (dBuV/m) | Limit (dBuV/m) | Margin (dB) | Reading Level (dBuV) | Correct Factor (dB) | Detector Type |
|-----|-----------------|-------------------------|----------------|-------------|----------------------|---------------------|---------------|
| 1   | 2310.000        | 40.73                   | 54.00          | -13.27      | 28.12                | 12.61               | AV            |
| 2   | 2387.500        | 48.58                   | 54.00          | -5.42       | 35.96                | 12.62               | AV            |
| 3   | 2390.000        | 48.72                   | 54.00          | -5.28       | 36.11                | 12.61               | AV            |
| ! 4 | 2407.400        | 100.98                  | 54.00          | 46.98       | 88.37                | 12.61               | AV            |
| 5   | 2483.500        | 41.83                   | 54.00          | -12.17      | 29.06                | 12.77               | AV            |
| 6   | 2500.000        | 41.48                   | 54.00          | -12.52      | 28.69                | 12.79               | AV            |

Note:

1. All reading above 1GHz is performed with peak and/or average measurements as necessary.
2. Emission Level = Reading Level + Correct Factor.
3. The average measurement was not performed when the peak measured data under the limit of average detection. If the readings given are average, peak measurement should also be supplied.
4. The fundamental for reference only, it's not restricted by unwanted emission limit.

|                |                                  |                  |             |
|----------------|----------------------------------|------------------|-------------|
| Model No       | EBM522U                          | Site             | CB4-H       |
| Test Voltage   | AC 120/60Hz                      | Test Date        | 2021/5/5    |
| Test Mode      | Mode 1: Transmit_Non-BF_EBM522U  | Engineer         | Scott Chang |
| Polarity       | Vertical                         | Temperature (°C) | 25.2        |
| Test Condition | 802.11g,Ant0+1,Ch 1,2.412G,BW20M | Humidity (%RH)   | 58.0        |

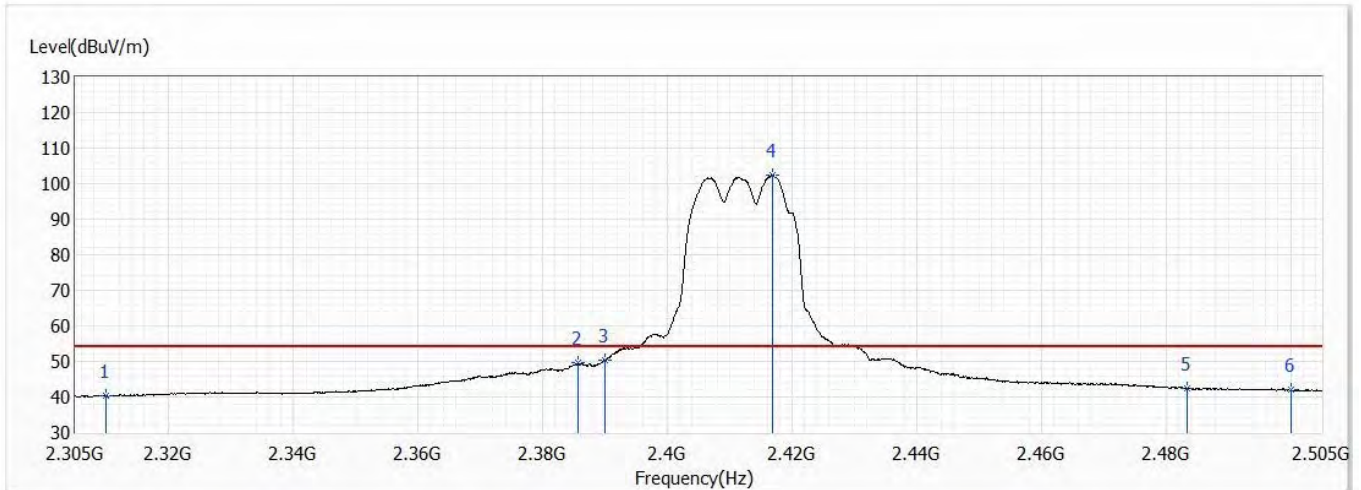


| No  | Frequency (MHz) | Emission Level (dBuV/m) | Limit (dBuV/m) | Margin (dB) | Reading Level (dBuV) | Correct Factor (dB) | Detector Type |
|-----|-----------------|-------------------------|----------------|-------------|----------------------|---------------------|---------------|
| 1   | 2310.000        | 51.27                   | 74.00          | -22.73      | 38.66                | 12.61               | PK            |
| 2   | 2381.100        | 73.60                   | 74.00          | -0.40       | 60.96                | 12.64               | PK            |
| 3   | 2390.000        | 69.94                   | 74.00          | -4.06       | 57.33                | 12.61               | PK            |
| ! 4 | 2417.100        | 112.28                  | 74.00          | 38.28       | 99.65                | 12.63               | PK            |
| 5   | 2483.500        | 54.73                   | 74.00          | -19.27      | 41.96                | 12.77               | PK            |
| 6   | 2500.000        | 52.54                   | 74.00          | -21.46      | 39.75                | 12.79               | PK            |

Note:

1. All reading above 1GHz is performed with peak and/or average measurements as necessary.
2. Emission Level = Reading Level + Correct Factor.
3. The average measurement was not performed when the peak measured data under the limit of average detection. If the readings given are average, peak measurement should also be supplied.
4. The fundamental for reference only, it's not restricted by unwanted emission limit.

|                |                                  |                  |             |
|----------------|----------------------------------|------------------|-------------|
| Model No       | EBM522U                          | Site             | CB4-H       |
| Test Voltage   | AC 120/60Hz                      | Test Date        | 2021/5/5    |
| Test Mode      | Mode 1: Transmit_Non-BF_EBM522U  | Engineer         | Scott Chang |
| Polarity       | Vertical                         | Temperature (°C) | 25.2        |
| Test Condition | 802.11g,Ant0+1,Ch 1,2.412G,BW20M | Humidity (%RH)   | 58.0        |

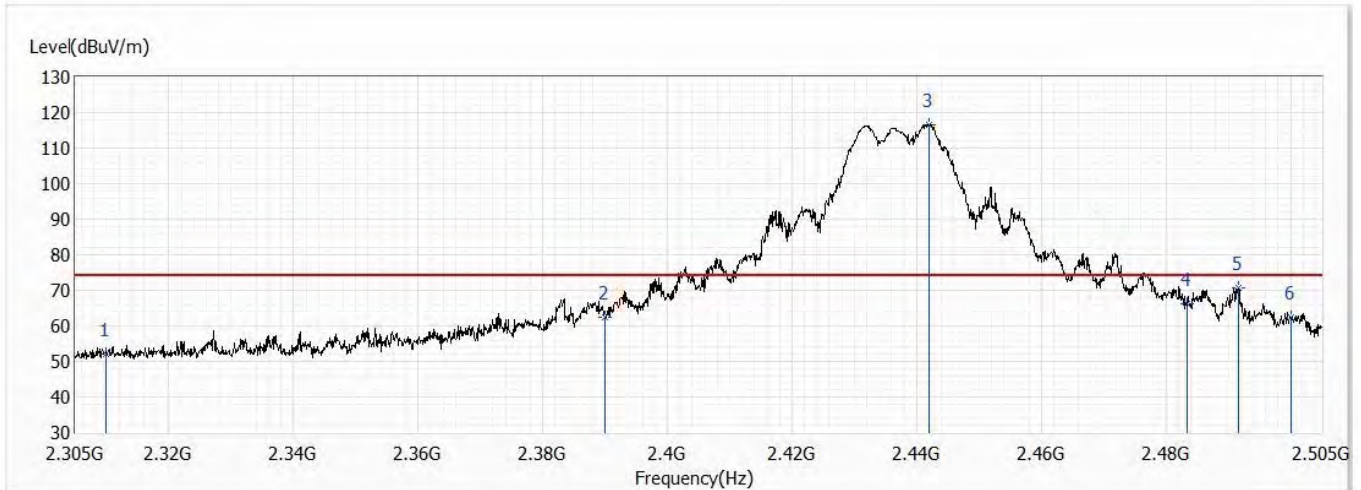


| No  | Frequency (MHz) | Emission Level (dBuV/m) | Limit (dBuV/m) | Margin (dB) | Reading Level (dBuV) | Correct Factor (dB) | Detector Type |
|-----|-----------------|-------------------------|----------------|-------------|----------------------|---------------------|---------------|
| 1   | 2310.000        | 40.40                   | 54.00          | -13.60      | 27.79                | 12.61               | AV            |
| 2   | 2385.600        | 49.55                   | 54.00          | -4.45       | 36.92                | 12.63               | AV            |
| 3   | 2390.000        | 50.20                   | 54.00          | -3.80       | 37.59                | 12.61               | AV            |
| ! 4 | 2416.900        | 102.34                  | 54.00          | 48.34       | 89.71                | 12.63               | AV            |
| 5   | 2483.500        | 42.44                   | 54.00          | -11.56      | 29.67                | 12.77               | AV            |
| 6   | 2500.000        | 41.92                   | 54.00          | -12.08      | 29.13                | 12.79               | AV            |

Note:

1. All reading above 1GHz is performed with peak and/or average measurements as necessary.
2. Emission Level = Reading Level + Correct Factor.
3. The average measurement was not performed when the peak measured data under the limit of average detection. If the readings given are average, peak measurement should also be supplied.
4. The fundamental for reference only, it's not restricted by unwanted emission limit.

|                |                                  |                  |             |
|----------------|----------------------------------|------------------|-------------|
| Model No       | EBM522U                          | Site             | CB4-H       |
| Test Voltage   | AC 120/60Hz                      | Test Date        | 2021/5/6    |
| Test Mode      | Mode 1: Transmit_Non-BF_EBM522U  | Engineer         | Scott Chang |
| Polarity       | Horizontal                       | Temperature (°C) | 25.2        |
| Test Condition | 802.11g,Ant0+1,Ch 6,2.437G,BW20M | Humidity (%RH)   | 58.0        |



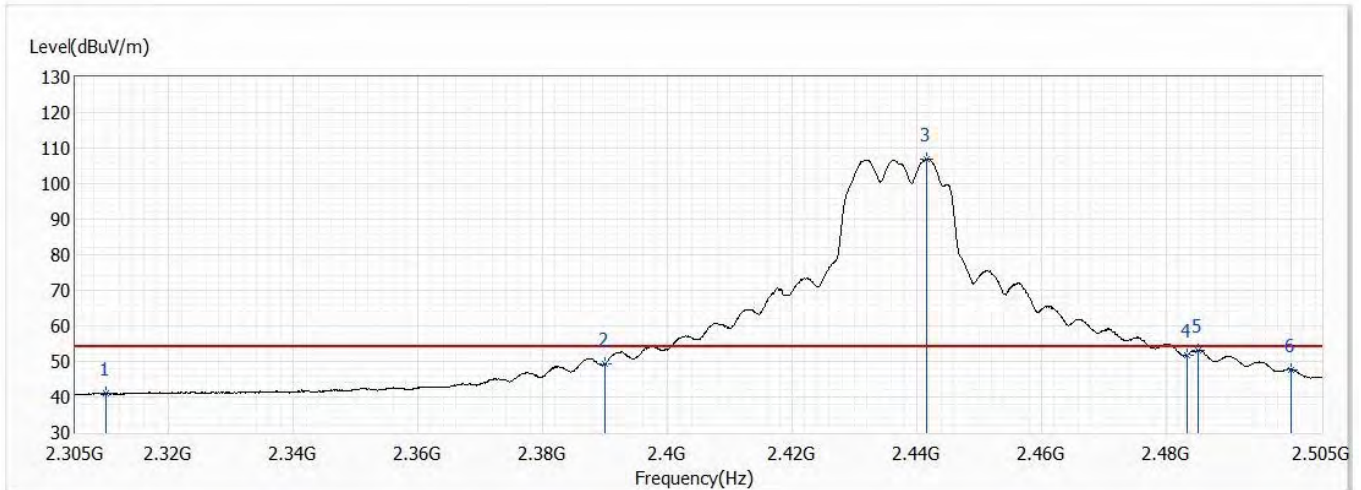
| No  | Frequency (MHz) | Emission Level (dBuV/m) | Limit (dBuV/m) | Margin (dB) | Reading Level (dBuV) | Correct Factor (dB) | Detector Type |
|-----|-----------------|-------------------------|----------------|-------------|----------------------|---------------------|---------------|
| 1   | 2310.000        | 51.97                   | 74.00          | -22.03      | 39.36                | 12.61               | PK            |
| 2   | 2390.000        | 62.42                   | 74.00          | -11.58      | 49.81                | 12.61               | PK            |
| ! 3 | 2441.900        | 116.68                  | 74.00          | 42.68       | 103.97               | 12.71               | PK            |
| 4   | 2483.500        | 66.25                   | 74.00          | -7.75       | 53.48                | 12.77               | PK            |
| 5   | 2491.700        | 70.54                   | 74.00          | -3.46       | 57.76                | 12.78               | PK            |
| 6   | 2500.000        | 62.31                   | 74.00          | -11.69      | 49.52                | 12.79               | PK            |

Note:

1. All reading above 1GHz is performed with peak and/or average measurements as necessary.
2. Emission Level = Reading Level + Correct Factor.
3. The average measurement was not performed when the peak measured data under the limit of average detection. If the readings given are average, peak measurement should also be supplied.
4. The fundamental for reference only, it's not restricted by unwanted emission limit.



|                |                                  |                  |             |
|----------------|----------------------------------|------------------|-------------|
| Model No       | EBM522U                          | Site             | CB4-H       |
| Test Voltage   | AC 120/60Hz                      | Test Date        | 2021/5/6    |
| Test Mode      | Mode 1: Transmit_Non-BF_EBM522U  | Engineer         | Scott Chang |
| Polarity       | Horizontal                       | Temperature (°C) | 25.2        |
| Test Condition | 802.11g,Ant0+1,Ch 6,2.437G,BW20M | Humidity (%RH)   | 58.0        |

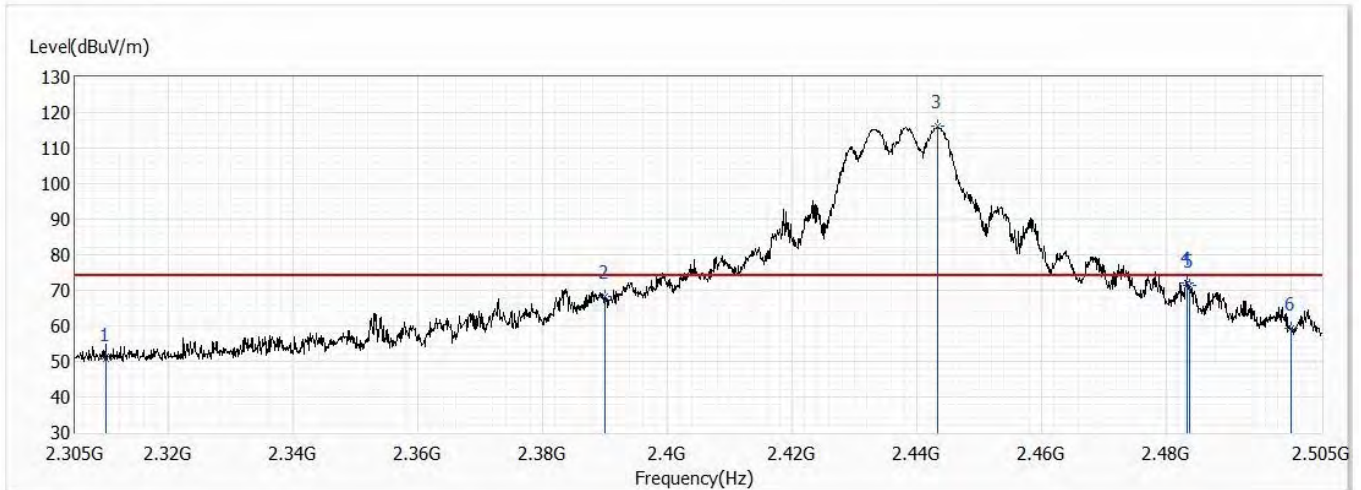


| No  | Frequency (MHz) | Emission Level (dBuV/m) | Limit (dBuV/m) | Margin (dB) | Reading Level (dBuV) | Correct Factor (dB) | Detector Type |
|-----|-----------------|-------------------------|----------------|-------------|----------------------|---------------------|---------------|
| 1   | 2310.000        | 40.91                   | 54.00          | -13.09      | 28.30                | 12.61               | AV            |
| 2   | 2390.000        | 49.36                   | 54.00          | -4.64       | 36.75                | 12.61               | AV            |
| ! 3 | 2441.600        | 106.85                  | 54.00          | 52.85       | 94.14                | 12.71               | AV            |
| 4   | 2483.500        | 51.75                   | 54.00          | -2.25       | 38.98                | 12.77               | AV            |
| 5   | 2485.100        | 53.18                   | 54.00          | -0.82       | 40.41                | 12.77               | AV            |
| 6   | 2500.000        | 47.61                   | 54.00          | -6.39       | 34.82                | 12.79               | AV            |

Note:

1. All reading above 1GHz is performed with peak and/or average measurements as necessary.
2. Emission Level = Reading Level + Correct Factor.
3. The average measurement was not performed when the peak measured data under the limit of average detection. If the readings given are average, peak measurement should also be supplied.
4. The fundamental for reference only, it's not restricted by unwanted emission limit.

|                |                                  |                  |             |
|----------------|----------------------------------|------------------|-------------|
| Model No       | EBM522U                          | Site             | CB4-H       |
| Test Voltage   | AC 120/60Hz                      | Test Date        | 2021/5/6    |
| Test Mode      | Mode 1: Transmit_Non-BF_EBM522U  | Engineer         | Scott Chang |
| Polarity       | Vertical                         | Temperature (°C) | 25.2        |
| Test Condition | 802.11g,Ant0+1,Ch 6,2.437G,BW20M | Humidity (%RH)   | 58.0        |

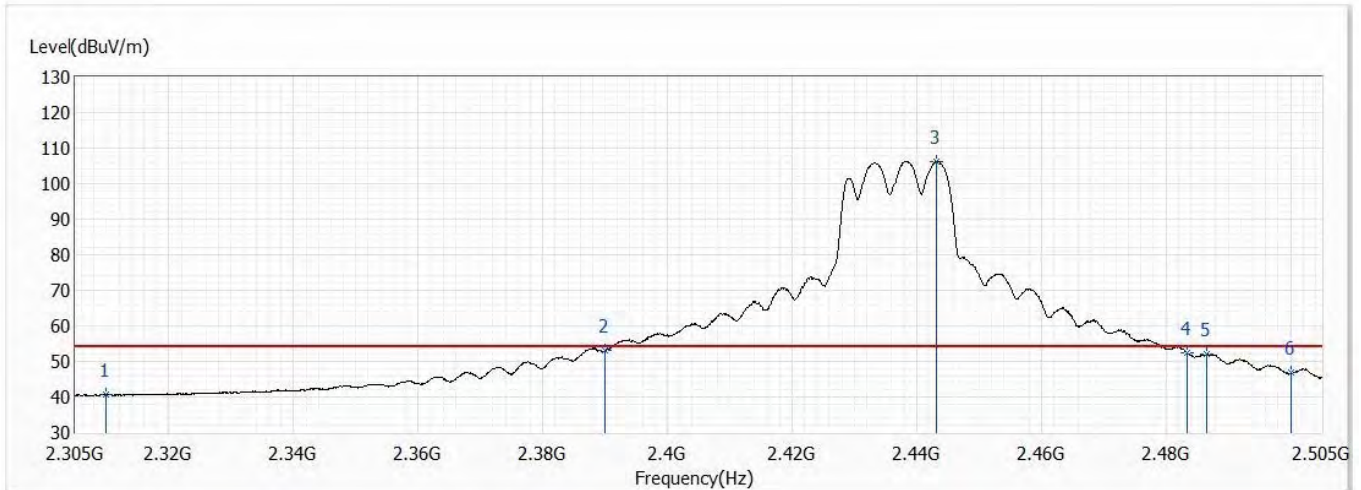


| No  | Frequency (MHz) | Emission Level (dBuV/m) | Limit (dBuV/m) | Margin (dB) | Reading Level (dBuV) | Correct Factor (dB) | Detector Type |
|-----|-----------------|-------------------------|----------------|-------------|----------------------|---------------------|---------------|
| 1   | 2310.000        | 50.53                   | 74.00          | -23.47      | 37.92                | 12.61               | PK            |
| 2   | 2390.000        | 68.39                   | 74.00          | -5.61       | 55.78                | 12.61               | PK            |
| ! 3 | 2443.300        | 116.11                  | 74.00          | 42.11       | 103.40               | 12.71               | PK            |
| 4   | 2483.500        | 72.02                   | 74.00          | -1.98       | 59.25                | 12.77               | PK            |
| 5   | 2483.900        | 71.54                   | 74.00          | -2.46       | 58.77                | 12.77               | PK            |
| 6   | 2500.000        | 59.16                   | 74.00          | -14.84      | 46.37                | 12.79               | PK            |

Note:

1. All reading above 1GHz is performed with peak and/or average measurements as necessary.
2. Emission Level = Reading Level + Correct Factor.
3. The average measurement was not performed when the peak measured data under the limit of average detection. If the readings given are average, peak measurement should also be supplied.
4. The fundamental for reference only, it's not restricted by unwanted emission limit.

|                |                                  |                  |             |
|----------------|----------------------------------|------------------|-------------|
| Model No       | EBM522U                          | Site             | CB4-H       |
| Test Voltage   | AC 120/60Hz                      | Test Date        | 2021/5/6    |
| Test Mode      | Mode 1: Transmit_Non-BF_EBM522U  | Engineer         | Scott Chang |
| Polarity       | Vertical                         | Temperature (°C) | 25.2        |
| Test Condition | 802.11g,Ant0+1,Ch 6,2.437G,BW20M | Humidity (%RH)   | 58.0        |

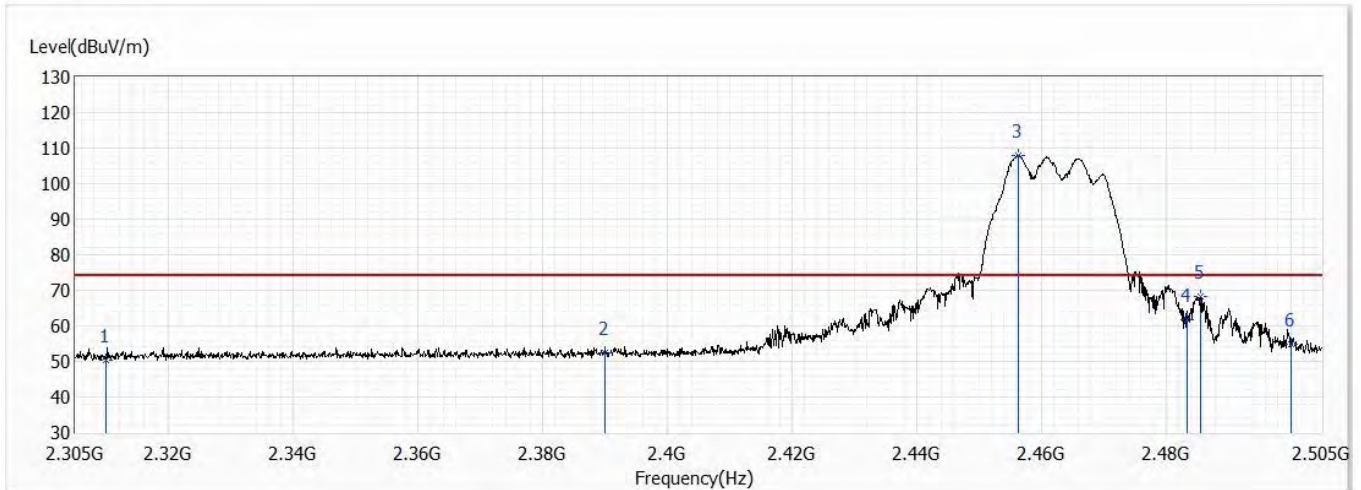


| No  | Frequency (MHz) | Emission Level (dBuV/m) | Limit (dBuV/m) | Margin (dB) | Reading Level (dBuV) | Correct Factor (dB) | Detector Type |
|-----|-----------------|-------------------------|----------------|-------------|----------------------|---------------------|---------------|
| 1   | 2310.000        | 40.60                   | 54.00          | -13.40      | 27.99                | 12.61               | AV            |
| 2   | 2390.000        | 53.05                   | 54.00          | -0.95       | 40.44                | 12.61               | AV            |
| ! 3 | 2443.200        | 106.26                  | 54.00          | 52.26       | 93.55                | 12.71               | AV            |
| 4   | 2483.500        | 52.42                   | 54.00          | -1.58       | 39.65                | 12.77               | AV            |
| 5   | 2486.600        | 52.11                   | 54.00          | -1.89       | 39.34                | 12.77               | AV            |
| 6   | 2500.000        | 46.73                   | 54.00          | -7.27       | 33.94                | 12.79               | AV            |

Note:

1. All reading above 1GHz is performed with peak and/or average measurements as necessary.
2. Emission Level = Reading Level + Correct Factor.
3. The average measurement was not performed when the peak measured data under the limit of average detection. If the readings given are average, peak measurement should also be supplied.
4. The fundamental for reference only, it's not restricted by unwanted emission limit.

|                |                                   |                  |             |
|----------------|-----------------------------------|------------------|-------------|
| Model No       | EBM522U                           | Site             | CB4-H       |
| Test Voltage   | AC 120/60Hz                       | Test Date        | 2021/5/6    |
| Test Mode      | Mode 1: Transmit_Non-BF_EBM522U   | Engineer         | Scott Chang |
| Polarity       | Horizontal                        | Temperature (°C) | 25.2        |
| Test Condition | 802.11g,Ant0+1,Ch 11,2.462G,BW20M | Humidity (%RH)   | 58.0        |

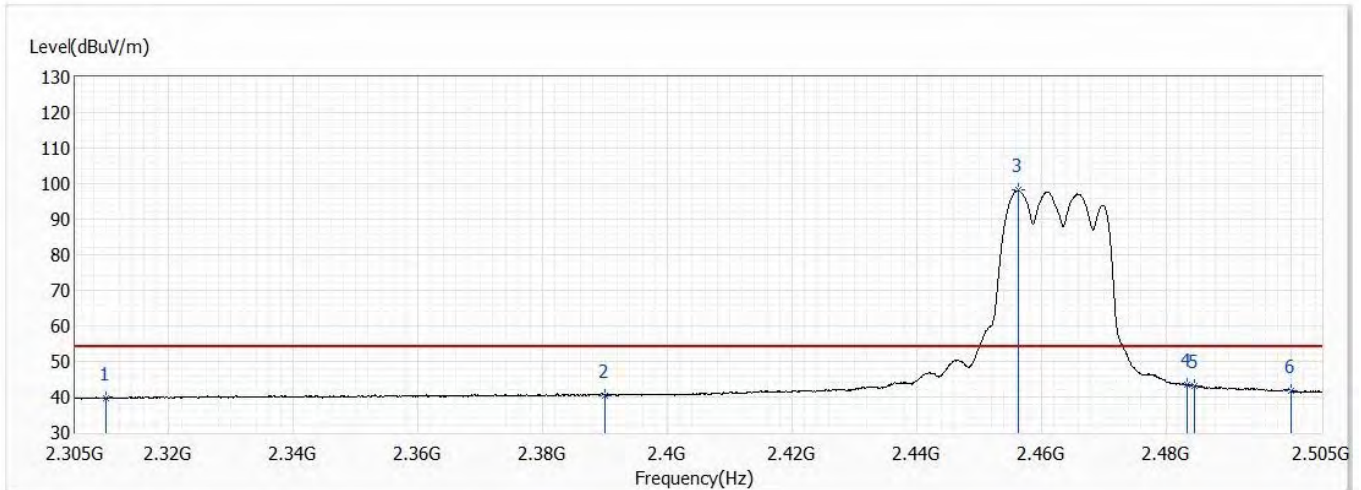


| No  | Frequency (MHz) | Emission Level (dBuV/m) | Limit (dBuV/m) | Margin (dB) | Reading Level (dBuV) | Correct Factor (dB) | Detector Type |
|-----|-----------------|-------------------------|----------------|-------------|----------------------|---------------------|---------------|
| 1   | 2310.000        | 50.41                   | 74.00          | -23.59      | 37.80                | 12.61               | PK            |
| 2   | 2390.000        | 52.46                   | 74.00          | -21.54      | 39.85                | 12.61               | PK            |
| ! 3 | 2456.300        | 107.89                  | 74.00          | 33.89       | 95.14                | 12.75               | PK            |
| 4   | 2483.500        | 61.79                   | 74.00          | -12.21      | 49.02                | 12.77               | PK            |
| 5   | 2485.600        | 68.22                   | 74.00          | -5.78       | 55.45                | 12.77               | PK            |
| 6   | 2500.000        | 54.74                   | 74.00          | -19.26      | 41.95                | 12.79               | PK            |

Note:

1. All reading above 1GHz is performed with peak and/or average measurements as necessary.
2. Emission Level = Reading Level + Correct Factor.
3. The average measurement was not performed when the peak measured data under the limit of average detection. If the readings given are average, peak measurement should also be supplied.
4. The fundamental for reference only, it's not restricted by unwanted emission limit.

|                |                                   |                  |             |
|----------------|-----------------------------------|------------------|-------------|
| Model No       | EBM522U                           | Site             | CB4-H       |
| Test Voltage   | AC 120/60Hz                       | Test Date        | 2021/5/6    |
| Test Mode      | Mode 1: Transmit_Non-BF_EBM522U   | Engineer         | Scott Chang |
| Polarity       | Horizontal                        | Temperature (°C) | 25.2        |
| Test Condition | 802.11g,Ant0+1,Ch 11,2.462G,BW20M | Humidity (%RH)   | 58.0        |



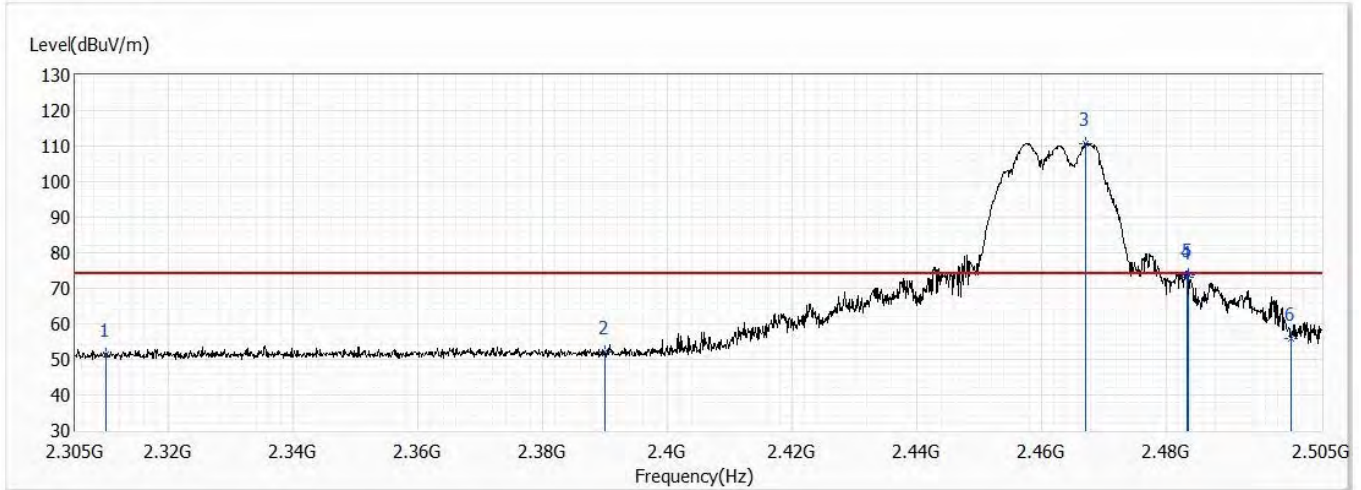
| No  | Frequency (MHz) | Emission Level (dBuV/m) | Limit (dBuV/m) | Margin (dB) | Reading Level (dBuV) | Correct Factor (dB) | Detector Type |
|-----|-----------------|-------------------------|----------------|-------------|----------------------|---------------------|---------------|
| 1   | 2310.000        | 39.72                   | 54.00          | -14.28      | 27.11                | 12.61               | AV            |
| 2   | 2390.000        | 40.48                   | 54.00          | -13.52      | 27.87                | 12.61               | AV            |
| ! 3 | 2456.400        | 98.14                   | 54.00          | 44.14       | 85.39                | 12.75               | AV            |
| 4   | 2483.500        | 43.33                   | 54.00          | -10.67      | 30.56                | 12.77               | AV            |
| 5   | 2484.500        | 43.07                   | 54.00          | -10.93      | 30.30                | 12.77               | AV            |
| 6   | 2500.000        | 41.87                   | 54.00          | -12.13      | 29.08                | 12.79               | AV            |

Note:

1. All reading above 1GHz is performed with peak and/or average measurements as necessary.
2. Emission Level = Reading Level + Correct Factor.
3. The average measurement was not performed when the peak measured data under the limit of average detection. If the readings given are average, peak measurement should also be supplied.
4. The fundamental for reference only, it's not restricted by unwanted emission limit.



|                |                                   |                  |             |
|----------------|-----------------------------------|------------------|-------------|
| Model No       | EBM522U                           | Site             | CB4-H       |
| Test Voltage   | AC 120/60Hz                       | Test Date        | 2021/5/6    |
| Test Mode      | Mode 1: Transmit_Non-BF_EBM522U   | Engineer         | Scott Chang |
| Polarity       | Vertical                          | Temperature (°C) | 25.2        |
| Test Condition | 802.11g,Ant0+1,Ch 11,2.462G,BW20M | Humidity (%RH)   | 58.0        |

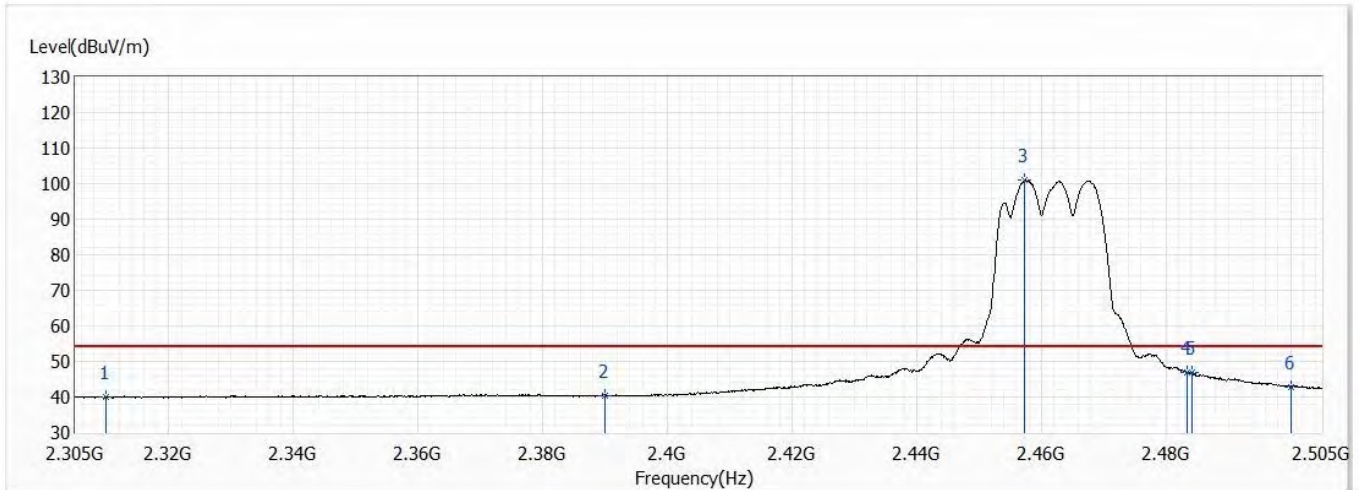


| No  | Frequency (MHz) | Emission Level (dBuV/m) | Limit (dBuV/m) | Margin (dB) | Reading Level (dBuV) | Correct Factor (dB) | Detector Type |
|-----|-----------------|-------------------------|----------------|-------------|----------------------|---------------------|---------------|
| 1   | 2310.000        | 51.52                   | 74.00          | -22.48      | 38.91                | 12.61               | PK            |
| 2   | 2390.000        | 51.91                   | 74.00          | -22.09      | 39.30                | 12.61               | PK            |
| ! 3 | 2467.100        | 110.80                  | 74.00          | 36.80       | 98.04                | 12.76               | PK            |
| 4   | 2483.500        | 73.06                   | 74.00          | -0.94       | 60.29                | 12.77               | PK            |
| 5   | 2483.600        | 73.93                   | 74.00          | -0.07       | 61.16                | 12.77               | PK            |
| 6   | 2500.000        | 55.96                   | 74.00          | -18.04      | 43.17                | 12.79               | PK            |

Note:

1. All reading above 1GHz is performed with peak and/or average measurements as necessary.
2. Emission Level = Reading Level + Correct Factor.
3. The average measurement was not performed when the peak measured data under the limit of average detection. If the readings given are average, peak measurement should also be supplied.
4. The fundamental for reference only, it's not restricted by unwanted emission limit.

|                |                                   |                  |             |
|----------------|-----------------------------------|------------------|-------------|
| Model No       | EBM522U                           | Site             | CB4-H       |
| Test Voltage   | AC 120/60Hz                       | Test Date        | 2021/5/6    |
| Test Mode      | Mode 1: Transmit_Non-BF_EBM522U   | Engineer         | Scott Chang |
| Polarity       | Vertical                          | Temperature (°C) | 25.2        |
| Test Condition | 802.11g,Ant0+1,Ch 11,2.462G,BW20M | Humidity (%RH)   | 58.0        |

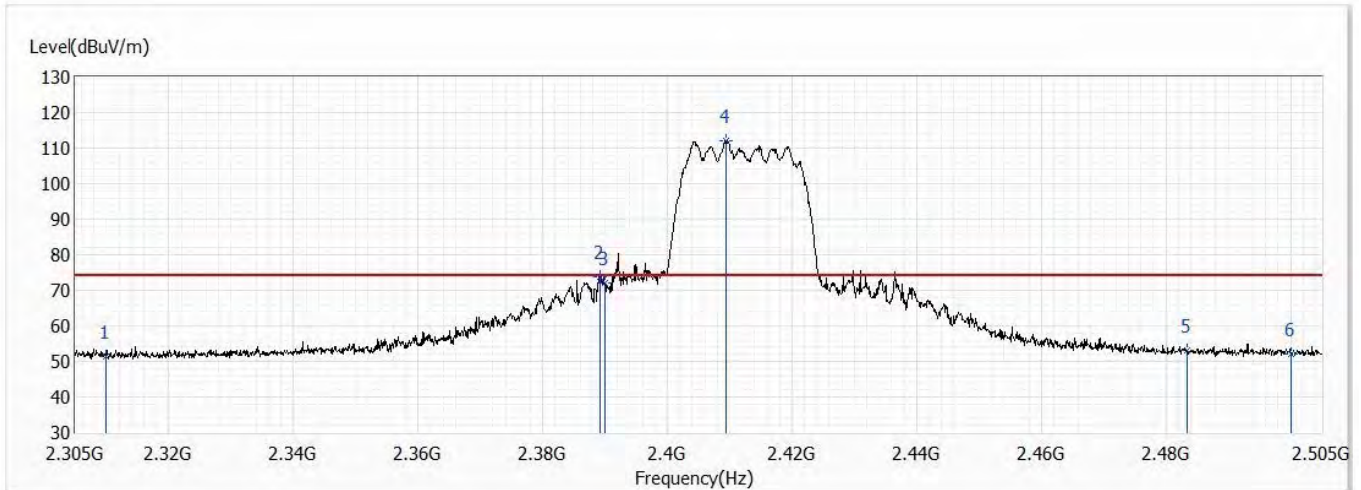


| No  | Frequency (MHz) | Emission Level (dBuV/m) | Limit (dBuV/m) | Margin (dB) | Reading Level (dBuV) | Correct Factor (dB) | Detector Type |
|-----|-----------------|-------------------------|----------------|-------------|----------------------|---------------------|---------------|
| 1   | 2310.000        | 39.89                   | 54.00          | -14.11      | 27.28                | 12.61               | AV            |
| 2   | 2390.000        | 40.42                   | 54.00          | -13.58      | 27.81                | 12.61               | AV            |
| ! 3 | 2457.400        | 101.02                  | 54.00          | 47.02       | 88.27                | 12.75               | AV            |
| 4   | 2483.500        | 46.99                   | 54.00          | -7.01       | 34.22                | 12.77               | AV            |
| 5   | 2484.200        | 46.85                   | 54.00          | -7.15       | 34.08                | 12.77               | AV            |
| 6   | 2500.000        | 42.89                   | 54.00          | -11.11      | 30.10                | 12.79               | AV            |

Note:

1. All reading above 1GHz is performed with peak and/or average measurements as necessary.
2. Emission Level = Reading Level + Correct Factor.
3. The average measurement was not performed when the peak measured data under the limit of average detection. If the readings given are average, peak measurement should also be supplied.
4. The fundamental for reference only, it's not restricted by unwanted emission limit.

|                |                                   |                  |             |
|----------------|-----------------------------------|------------------|-------------|
| Model No       | EBM522U                           | Site             | CB4-H       |
| Test Voltage   | AC 120/60Hz                       | Test Date        | 2021/5/6    |
| Test Mode      | Mode 1: Transmit_Non-BF_EBM522U   | Engineer         | Scott Chang |
| Polarity       | Horizontal                        | Temperature (°C) | 25.2        |
| Test Condition | 802.11ax,Ant0+1,Ch 1,2.412G,BW20M | Humidity (%RH)   | 58.0        |

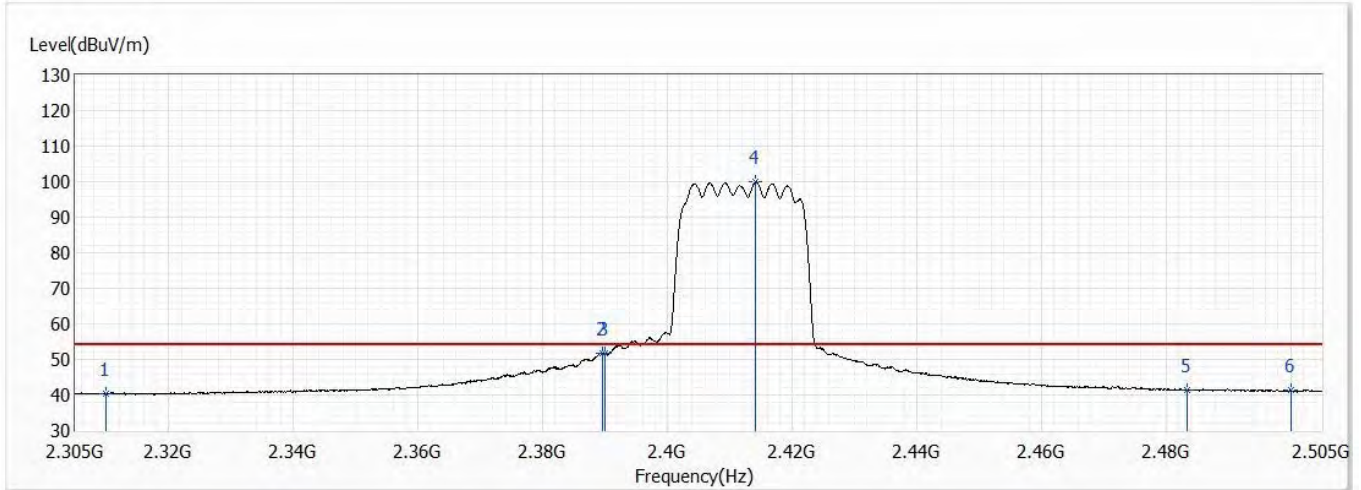


| No  | Frequency (MHz) | Emission Level (dBuV/m) | Limit (dBuV/m) | Margin (dB) | Reading Level (dBuV) | Correct Factor (dB) | Detector Type |
|-----|-----------------|-------------------------|----------------|-------------|----------------------|---------------------|---------------|
| 1   | 2310.000        | 51.47                   | 74.00          | -22.53      | 38.86                | 12.61               | PK            |
| 2   | 2389.200        | 73.84                   | 74.00          | -0.16       | 61.23                | 12.61               | PK            |
| 3   | 2390.000        | 72.23                   | 74.00          | -1.77       | 59.62                | 12.61               | PK            |
| ! 4 | 2409.400        | 112.15                  | 74.00          | 38.15       | 99.54                | 12.61               | PK            |
| 5   | 2483.500        | 53.24                   | 74.00          | -20.76      | 40.47                | 12.77               | PK            |
| 6   | 2500.000        | 52.13                   | 74.00          | -21.87      | 39.34                | 12.79               | PK            |

Note:

1. All reading above 1GHz is performed with peak and/or average measurements as necessary.
2. Emission Level = Reading Level + Correct Factor.
3. The average measurement was not performed when the peak measured data under the limit of average detection. If the readings given are average, peak measurement should also be supplied.
4. The fundamental for reference only, it's not restricted by unwanted emission limit.

|                |                                   |                  |             |
|----------------|-----------------------------------|------------------|-------------|
| Model No       | EBM522U                           | Site             | CB4-H       |
| Test Voltage   | AC 120/60Hz                       | Test Date        | 2021/5/6    |
| Test Mode      | Mode 1: Transmit_Non-BF_EBM522U   | Engineer         | Scott Chang |
| Polarity       | Horizontal                        | Temperature (°C) | 25.2        |
| Test Condition | 802.11ax,Ant0+1,Ch 1,2.412G,BW20M | Humidity (%RH)   | 58.0        |

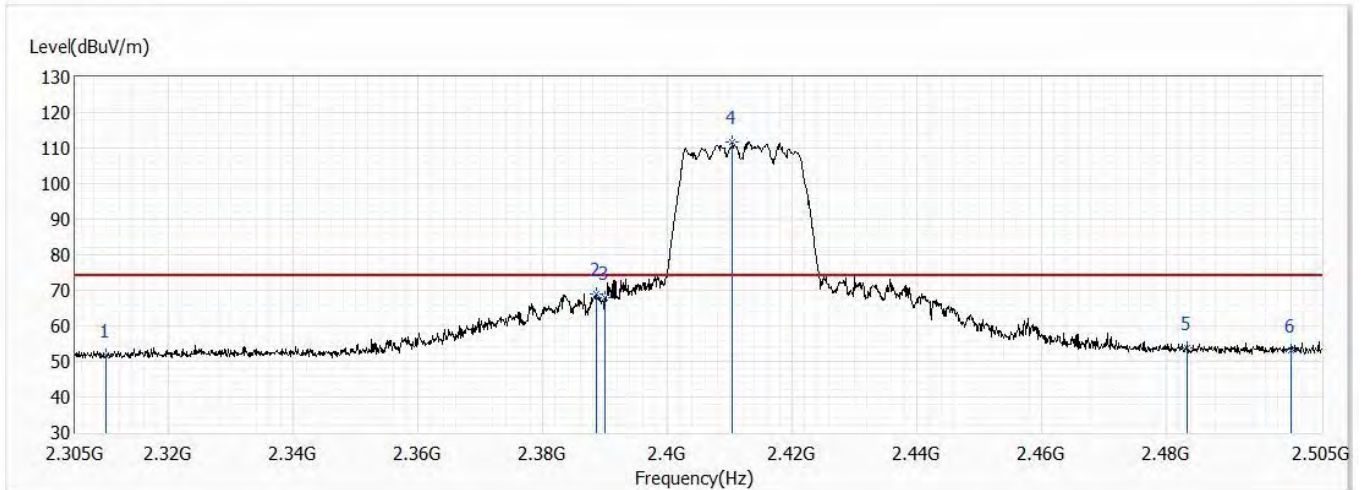


| No  | Frequency (MHz) | Emission Level (dBuV/m) | Limit (dBuV/m) | Margin (dB) | Reading Level (dBuV) | Correct Factor (dB) | Detector Type |
|-----|-----------------|-------------------------|----------------|-------------|----------------------|---------------------|---------------|
| 1   | 2310.000        | 40.41                   | 54.00          | -13.59      | 27.80                | 12.61               | AV            |
| 2   | 2389.600        | 51.82                   | 54.00          | -2.18       | 39.21                | 12.61               | AV            |
| 3   | 2390.000        | 51.82                   | 54.00          | -2.18       | 39.21                | 12.61               | AV            |
| ! 4 | 2414.200        | 99.87                   | 54.00          | 45.87       | 87.24                | 12.63               | AV            |
| 5   | 2483.500        | 41.47                   | 54.00          | -12.53      | 28.70                | 12.77               | AV            |
| 6   | 2500.000        | 41.23                   | 54.00          | -12.77      | 28.44                | 12.79               | AV            |

Note:

1. All reading above 1GHz is performed with peak and/or average measurements as necessary.
2. Emission Level = Reading Level + Correct Factor.
3. The average measurement was not performed when the peak measured data under the limit of average detection. If the readings given are average, peak measurement should also be supplied.
4. The fundamental for reference only, it's not restricted by unwanted emission limit.

|                |                                   |                  |             |
|----------------|-----------------------------------|------------------|-------------|
| Model No       | EBM522U                           | Site             | CB4-H       |
| Test Voltage   | AC 120/60Hz                       | Test Date        | 2021/5/6    |
| Test Mode      | Mode 1: Transmit_Non-BF_EBM522U   | Engineer         | Scott Chang |
| Polarity       | Vertical                          | Temperature (°C) | 25.2        |
| Test Condition | 802.11ax,Ant0+1,Ch 1,2.412G,BW20M | Humidity (%RH)   | 58.0        |



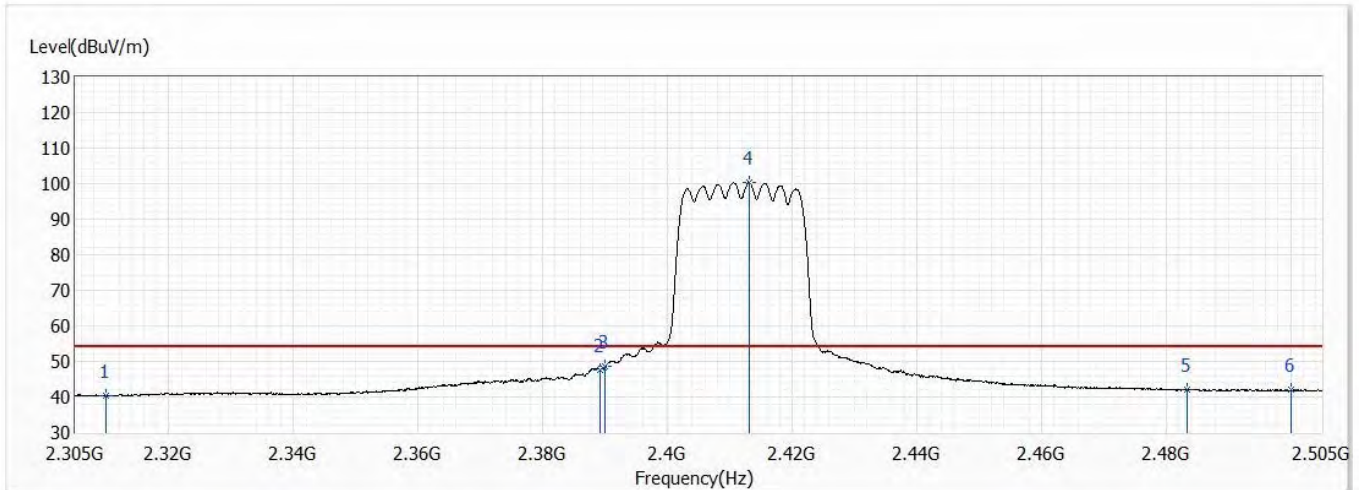
| No  | Frequency (MHz) | Emission Level (dBuV/m) | Limit (dBuV/m) | Margin (dB) | Reading Level (dBuV) | Correct Factor (dB) | Detector Type |
|-----|-----------------|-------------------------|----------------|-------------|----------------------|---------------------|---------------|
| 1   | 2310.000        | 51.64                   | 74.00          | -22.36      | 39.03                | 12.61               | PK            |
| 2   | 2388.600        | 68.85                   | 74.00          | -5.15       | 56.23                | 12.62               | PK            |
| 3   | 2390.000        | 67.92                   | 74.00          | -6.08       | 55.31                | 12.61               | PK            |
| ! 4 | 2410.400        | 111.65                  | 74.00          | 37.65       | 99.03                | 12.62               | PK            |
| 5   | 2483.500        | 53.78                   | 74.00          | -20.22      | 41.01                | 12.77               | PK            |
| 6   | 2500.000        | 53.08                   | 74.00          | -20.92      | 40.29                | 12.79               | PK            |

Note:

1. All reading above 1GHz is performed with peak and/or average measurements as necessary.
2. Emission Level = Reading Level + Correct Factor.
3. The average measurement was not performed when the peak measured data under the limit of average detection. If the readings given are average, peak measurement should also be supplied.
4. The fundamental for reference only, it's not restricted by unwanted emission limit.



|                |                                   |                  |             |
|----------------|-----------------------------------|------------------|-------------|
| Model No       | EBM522U                           | Site             | CB4-H       |
| Test Voltage   | AC 120/60Hz                       | Test Date        | 2021/5/6    |
| Test Mode      | Mode 1: Transmit_Non-BF_EBM522U   | Engineer         | Scott Chang |
| Polarity       | Vertical                          | Temperature (°C) | 25.2        |
| Test Condition | 802.11ax,Ant0+1,Ch 1,2.412G,BW20M | Humidity (%RH)   | 58.0        |

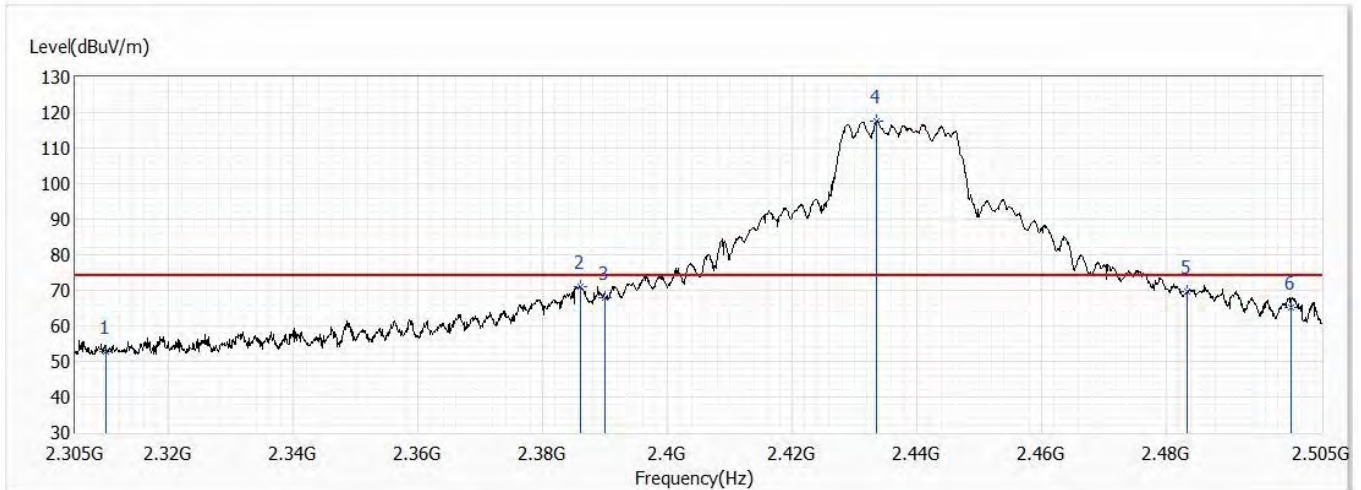


| No  | Frequency (MHz) | Emission Level (dBuV/m) | Limit (dBuV/m) | Margin (dB) | Reading Level (dBuV) | Correct Factor (dB) | Detector Type |
|-----|-----------------|-------------------------|----------------|-------------|----------------------|---------------------|---------------|
| 1   | 2310.000        | 40.31                   | 54.00          | -13.69      | 27.70                | 12.61               | AV            |
| 2   | 2389.200        | 47.71                   | 54.00          | -6.29       | 35.10                | 12.61               | AV            |
| 3   | 2390.000        | 48.76                   | 54.00          | -5.24       | 36.15                | 12.61               | AV            |
| ! 4 | 2413.100        | 100.37                  | 54.00          | 46.37       | 87.74                | 12.63               | AV            |
| 5   | 2483.500        | 41.97                   | 54.00          | -12.03      | 29.20                | 12.77               | AV            |
| 6   | 2500.000        | 41.92                   | 54.00          | -12.08      | 29.13                | 12.79               | AV            |

**Note:**

1. All reading above 1GHz is performed with peak and/or average measurements as necessary.
2. Emission Level = Reading Level + Correct Factor.
3. The average measurement was not performed when the peak measured data under the limit of average detection. If the readings given are average, peak measurement should also be supplied.
4. The fundamental for reference only, it's not restricted by unwanted emission limit.

|                |                                   |                  |             |
|----------------|-----------------------------------|------------------|-------------|
| Model No       | EBM522U                           | Site             | CB4-H       |
| Test Voltage   | AC 120/60Hz                       | Test Date        | 2021/5/6    |
| Test Mode      | Mode 1: Transmit_Non-BF_EBM522U   | Engineer         | Scott Chang |
| Polarity       | Horizontal                        | Temperature (°C) | 25.2        |
| Test Condition | 802.11ax,Ant0+1,Ch 6,2.437G,BW20M | Humidity (%RH)   | 58.0        |

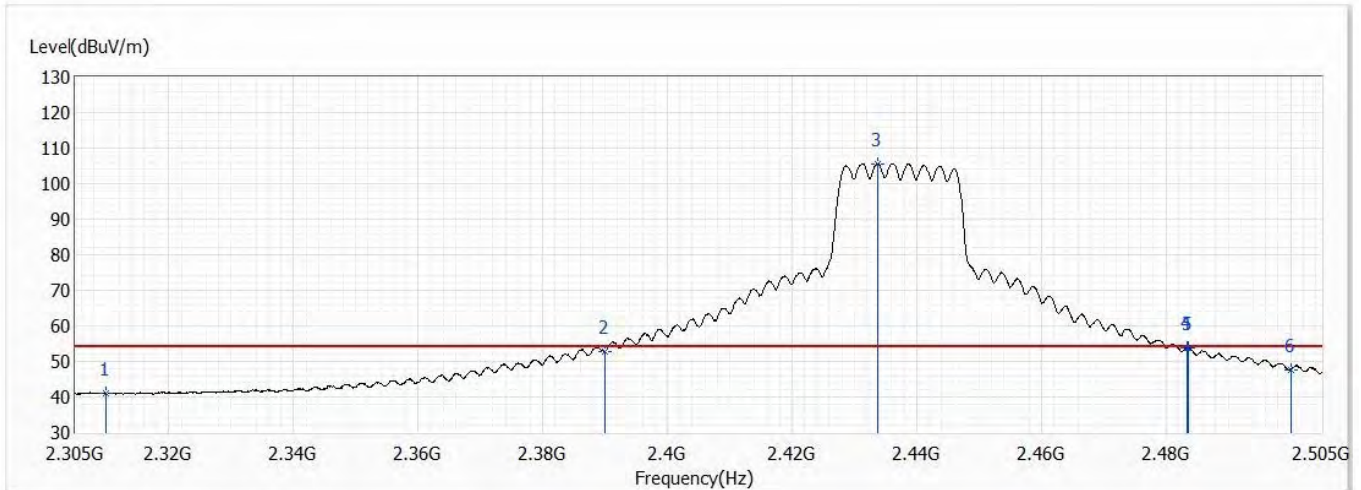


| No  | Frequency (MHz) | Emission Level (dBuV/m) | Limit (dBuV/m) | Margin (dB) | Reading Level (dBuV) | Correct Factor (dB) | Detector Type |
|-----|-----------------|-------------------------|----------------|-------------|----------------------|---------------------|---------------|
| 1   | 2310.000        | 52.81                   | 74.00          | -21.19      | 40.20                | 12.61               | PK            |
| 2   | 2386.000        | 71.19                   | 74.00          | -2.81       | 58.56                | 12.63               | PK            |
| 3   | 2390.000        | 68.07                   | 74.00          | -5.93       | 55.46                | 12.61               | PK            |
| ! 4 | 2433.600        | 117.59                  | 74.00          | 43.59       | 104.90               | 12.69               | PK            |
| 5   | 2483.500        | 69.63                   | 74.00          | -4.37       | 56.86                | 12.77               | PK            |
| 6   | 2500.000        | 65.14                   | 74.00          | -8.86       | 52.35                | 12.79               | PK            |

Note:

1. All reading above 1GHz is performed with peak and/or average measurements as necessary.
2. Emission Level = Reading Level + Correct Factor.
3. The average measurement was not performed when the peak measured data under the limit of average detection. If the readings given are average, peak measurement should also be supplied.
4. The fundamental for reference only, it's not restricted by unwanted emission limit.

|                |                                   |                  |             |
|----------------|-----------------------------------|------------------|-------------|
| Model No       | EBM522U                           | Site             | CB4-H       |
| Test Voltage   | AC 120/60Hz                       | Test Date        | 2021/5/6    |
| Test Mode      | Mode 1: Transmit_Non-BF_EBM522U   | Engineer         | Scott Chang |
| Polarity       | Horizontal                        | Temperature (°C) | 25.2        |
| Test Condition | 802.11ax,Ant0+1,Ch 6,2.437G,BW20M | Humidity (%RH)   | 58.0        |

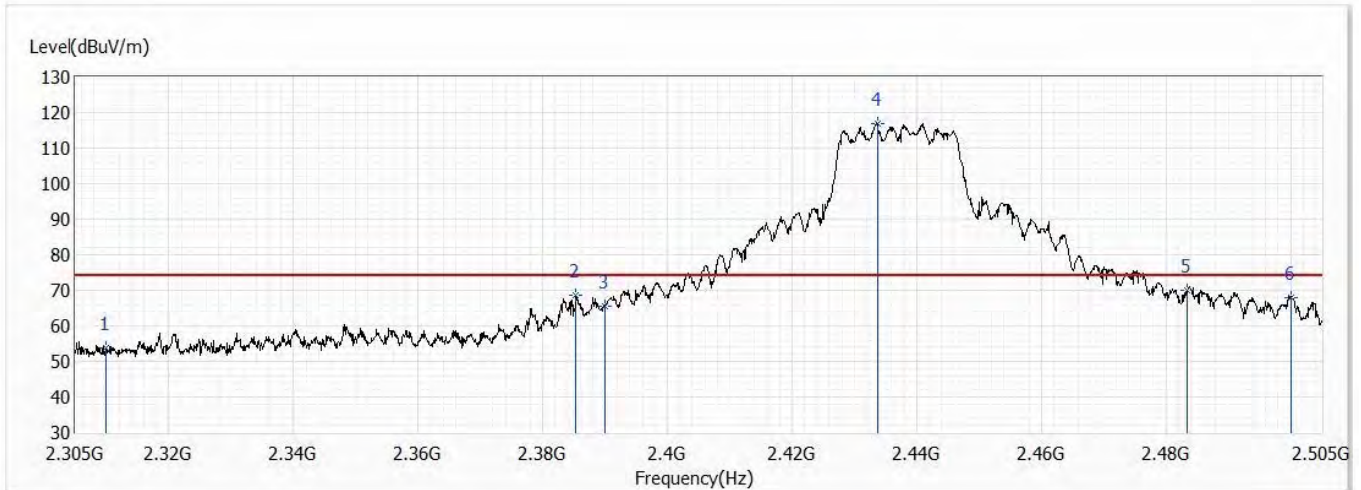


| No  | Frequency (MHz) | Emission Level (dBuV/m) | Limit (dBuV/m) | Margin (dB) | Reading Level (dBuV) | Correct Factor (dB) | Detector Type |
|-----|-----------------|-------------------------|----------------|-------------|----------------------|---------------------|---------------|
| 1   | 2310.000        | 40.90                   | 54.00          | -13.10      | 28.29                | 12.61               | AV            |
| 2   | 2390.000        | 52.79                   | 54.00          | -1.21       | 40.18                | 12.61               | AV            |
| ! 3 | 2433.700        | 105.61                  | 54.00          | 51.61       | 92.92                | 12.69               | AV            |
| 4   | 2483.500        | 53.85                   | 54.00          | -0.15       | 41.08                | 12.77               | AV            |
| 5   | 2483.600        | 53.86                   | 54.00          | -0.14       | 41.09                | 12.77               | AV            |
| 6   | 2500.000        | 47.68                   | 54.00          | -6.32       | 34.89                | 12.79               | AV            |

Note:

1. All reading above 1GHz is performed with peak and/or average measurements as necessary.
2. Emission Level = Reading Level + Correct Factor.
3. The average measurement was not performed when the peak measured data under the limit of average detection. If the readings given are average, peak measurement should also be supplied.
4. The fundamental for reference only, it's not restricted by unwanted emission limit.

|                |                                   |                  |             |
|----------------|-----------------------------------|------------------|-------------|
| Model No       | EBM522U                           | Site             | CB4-H       |
| Test Voltage   | AC 120/60Hz                       | Test Date        | 2021/5/6    |
| Test Mode      | Mode 1: Transmit_Non-BF_EBM522U   | Engineer         | Scott Chang |
| Polarity       | Vertical                          | Temperature (°C) | 25.2        |
| Test Condition | 802.11ax,Ant0+1,Ch 6,2.437G,BW20M | Humidity (%RH)   | 58.0        |

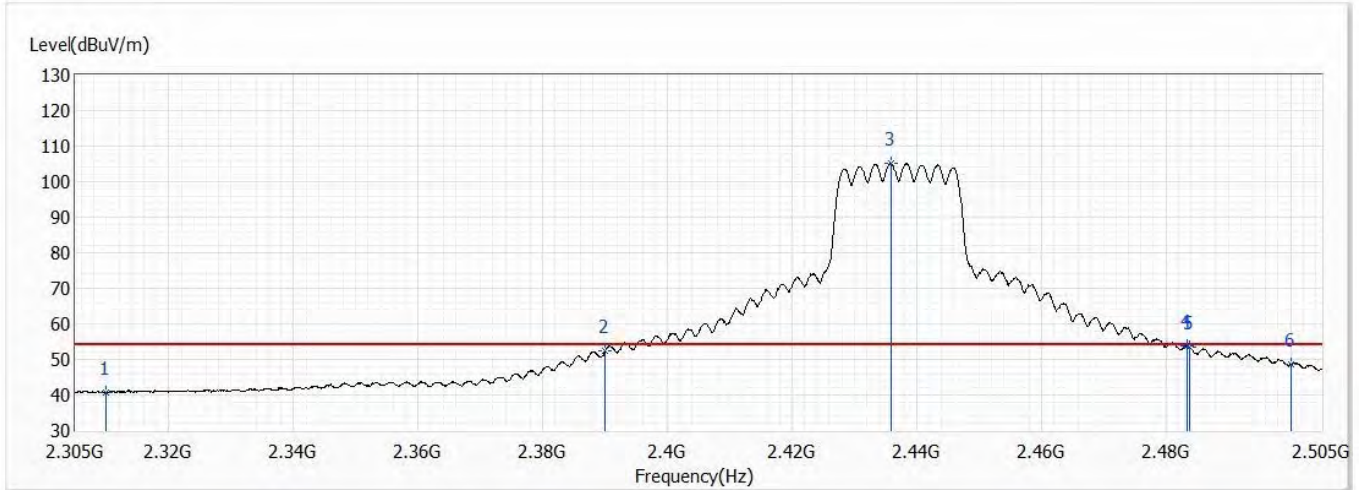


| No  | Frequency (MHz) | Emission Level (dBuV/m) | Limit (dBuV/m) | Margin (dB) | Reading Level (dBuV) | Correct Factor (dB) | Detector Type |
|-----|-----------------|-------------------------|----------------|-------------|----------------------|---------------------|---------------|
| 1   | 2310.000        | 53.65                   | 74.00          | -20.35      | 41.04                | 12.61               | PK            |
| 2   | 2385.300        | 68.50                   | 74.00          | -5.50       | 55.87                | 12.63               | PK            |
| 3   | 2390.000        | 65.42                   | 74.00          | -8.58       | 52.81                | 12.61               | PK            |
| ! 4 | 2433.700        | 116.77                  | 74.00          | 42.77       | 104.08               | 12.69               | PK            |
| 5   | 2483.500        | 70.16                   | 74.00          | -3.84       | 57.39                | 12.77               | PK            |
| 6   | 2500.000        | 67.87                   | 74.00          | -6.13       | 55.08                | 12.79               | PK            |

Note:

1. All reading above 1GHz is performed with peak and/or average measurements as necessary.
2. Emission Level = Reading Level + Correct Factor.
3. The average measurement was not performed when the peak measured data under the limit of average detection. If the readings given are average, peak measurement should also be supplied.
4. The fundamental for reference only, it's not restricted by unwanted emission limit.

|                |                                   |                  |             |
|----------------|-----------------------------------|------------------|-------------|
| Model No       | EBM522U                           | Site             | CB4-H       |
| Test Voltage   | AC 120/60Hz                       | Test Date        | 2021/5/6    |
| Test Mode      | Mode 1: Transmit_Non-BF_EBM522U   | Engineer         | Scott Chang |
| Polarity       | Vertical                          | Temperature (°C) | 25.2        |
| Test Condition | 802.11ax,Ant0+1,Ch 6,2.437G,BW20M | Humidity (%RH)   | 58.0        |



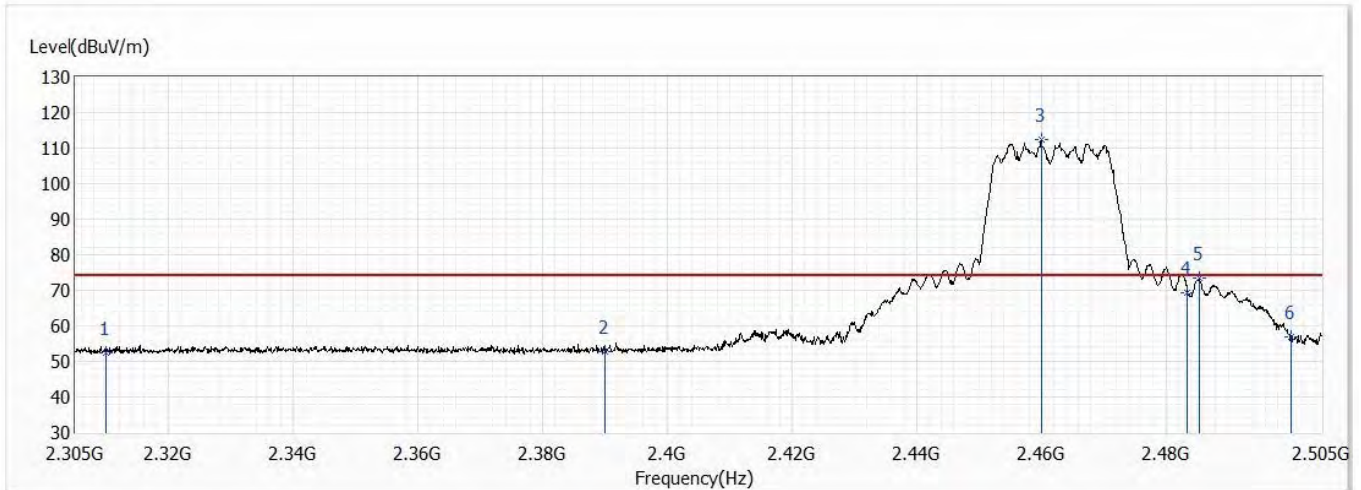
| No  | Frequency (MHz) | Emission Level (dBuV/m) | Limit (dBuV/m) | Margin (dB) | Reading Level (dBuV) | Correct Factor (dB) | Detector Type |
|-----|-----------------|-------------------------|----------------|-------------|----------------------|---------------------|---------------|
| 1   | 2310.000        | 40.80                   | 54.00          | -13.20      | 28.19                | 12.61               | AV            |
| 2   | 2390.000        | 52.34                   | 54.00          | -1.66       | 39.73                | 12.61               | AV            |
| ! 3 | 2435.900        | 105.08                  | 54.00          | 51.08       | 92.38                | 12.70               | AV            |
| 4   | 2483.500        | 53.81                   | 54.00          | -0.19       | 41.04                | 12.77               | AV            |
| 5   | 2483.800        | 53.31                   | 54.00          | -0.69       | 40.54                | 12.77               | AV            |
| 6   | 2500.000        | 48.57                   | 54.00          | -5.43       | 35.78                | 12.79               | AV            |

Note:

1. All reading above 1GHz is performed with peak and/or average measurements as necessary.
2. Emission Level = Reading Level + Correct Factor.
3. The average measurement was not performed when the peak measured data under the limit of average detection. If the readings given are average, peak measurement should also be supplied.
4. The fundamental for reference only, it's not restricted by unwanted emission limit.



|                |                                    |                  |             |
|----------------|------------------------------------|------------------|-------------|
| Model No       | EBM522U                            | Site             | CB4-H       |
| Test Voltage   | AC 120/60Hz                        | Test Date        | 2021/5/6    |
| Test Mode      | Mode 1: Transmit_Non-BF_EBM522U    | Engineer         | Scott Chang |
| Polarity       | Horizontal                         | Temperature (°C) | 25.2        |
| Test Condition | 802.11ax,Ant0+1,Ch 11,2.462G,BW20M | Humidity (%RH)   | 58.0        |

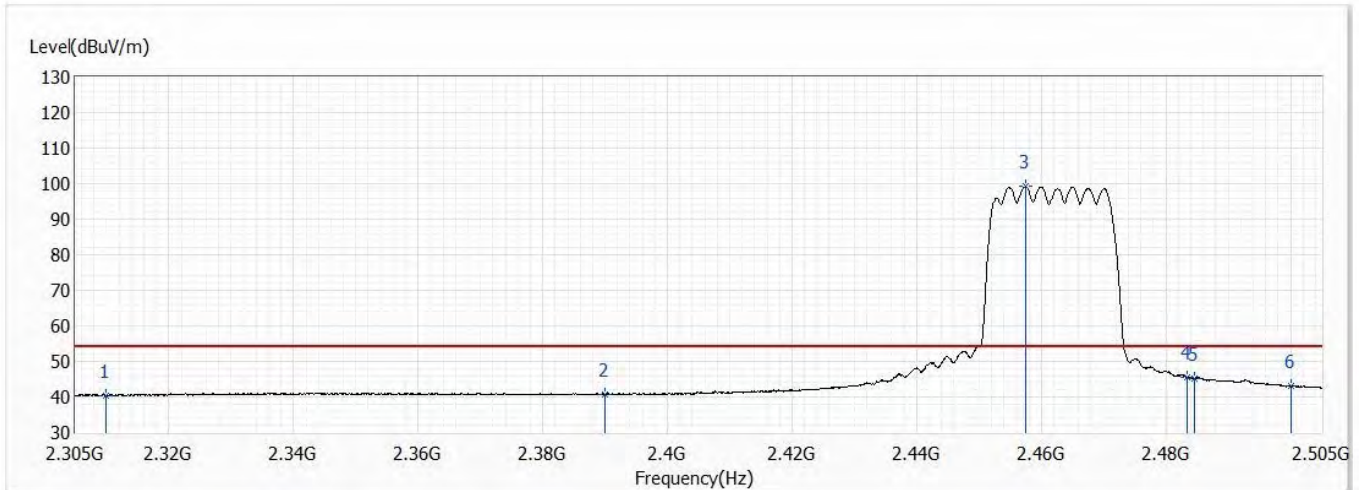


| No  | Frequency (MHz) | Emission Level (dBuV/m) | Limit (dBuV/m) | Margin (dB) | Reading Level (dBuV) | Correct Factor (dB) | Detector Type |
|-----|-----------------|-------------------------|----------------|-------------|----------------------|---------------------|---------------|
| 1   | 2310.000        | 52.53                   | 74.00          | -21.47      | 39.92                | 12.61               | PK            |
| 2   | 2390.000        | 52.83                   | 74.00          | -21.17      | 40.22                | 12.61               | PK            |
| ! 3 | 2460.000        | 112.47                  | 74.00          | 38.47       | 99.73                | 12.74               | PK            |
| 4   | 2483.500        | 69.44                   | 74.00          | -4.56       | 56.67                | 12.77               | PK            |
| 5   | 2485.300        | 73.42                   | 74.00          | -0.58       | 60.65                | 12.77               | PK            |
| 6   | 2500.000        | 57.01                   | 74.00          | -16.99      | 44.22                | 12.79               | PK            |

Note:

1. All reading above 1GHz is performed with peak and/or average measurements as necessary.
2. Emission Level = Reading Level + Correct Factor.
3. The average measurement was not performed when the peak measured data under the limit of average detection. If the readings given are average, peak measurement should also be supplied.
4. The fundamental for reference only, it's not restricted by unwanted emission limit.

|                |                                    |                  |             |
|----------------|------------------------------------|------------------|-------------|
| Model No       | EBM522U                            | Site             | CB4-H       |
| Test Voltage   | AC 120/60Hz                        | Test Date        | 2021/5/6    |
| Test Mode      | Mode 1: Transmit_Non-BF_EBM522U    | Engineer         | Scott Chang |
| Polarity       | Horizontal                         | Temperature (°C) | 25.2        |
| Test Condition | 802.11ax,Ant0+1,Ch 11,2.462G,BW20M | Humidity (%RH)   | 58.0        |

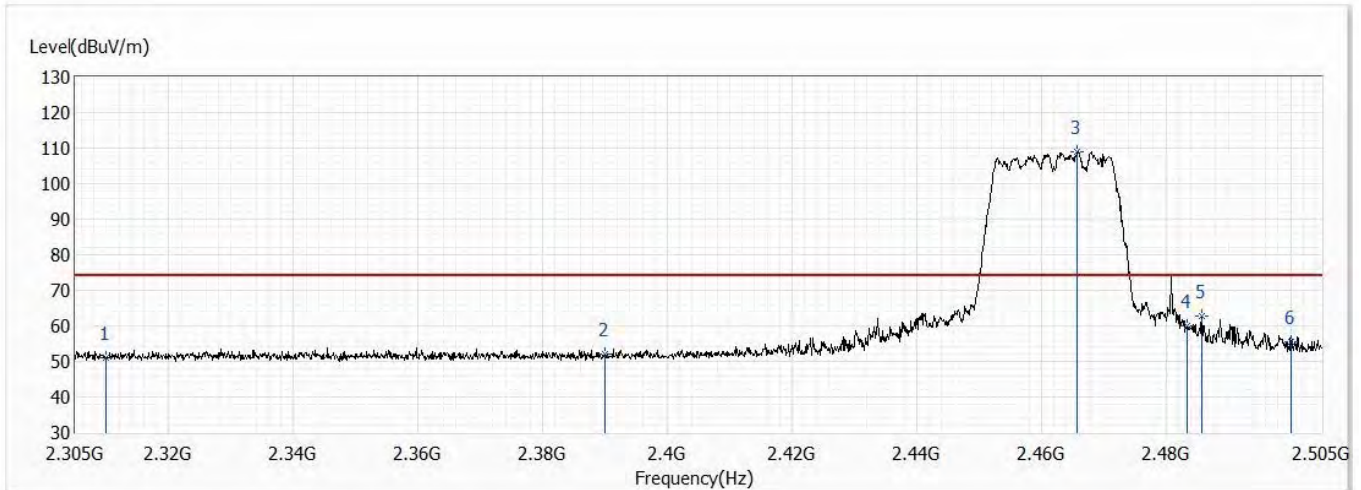


| No  | Frequency (MHz) | Emission Level (dBuV/m) | Limit (dBuV/m) | Margin (dB) | Reading Level (dBuV) | Correct Factor (dB) | Detector Type |
|-----|-----------------|-------------------------|----------------|-------------|----------------------|---------------------|---------------|
| 1   | 2310.000        | 40.40                   | 54.00          | -13.60      | 27.79                | 12.61               | AV            |
| 2   | 2390.000        | 40.73                   | 54.00          | -13.27      | 28.12                | 12.61               | AV            |
| ! 3 | 2457.500        | 99.15                   | 54.00          | 45.15       | 86.41                | 12.74               | AV            |
| 4   | 2483.500        | 45.50                   | 54.00          | -8.50       | 32.73                | 12.77               | AV            |
| 5   | 2484.600        | 45.23                   | 54.00          | -8.77       | 32.46                | 12.77               | AV            |
| 6   | 2500.000        | 42.97                   | 54.00          | -11.03      | 30.18                | 12.79               | AV            |

Note:

1. All reading above 1GHz is performed with peak and/or average measurements as necessary.
2. Emission Level = Reading Level + Correct Factor.
3. The average measurement was not performed when the peak measured data under the limit of average detection. If the readings given are average, peak measurement should also be supplied.
4. The fundamental for reference only, it's not restricted by unwanted emission limit.

|                |                                    |                  |             |
|----------------|------------------------------------|------------------|-------------|
| Model No       | EBM522U                            | Site             | CB4-H       |
| Test Voltage   | AC 120/60Hz                        | Test Date        | 2021/5/6    |
| Test Mode      | Mode 1: Transmit_Non-BF_EBM522U    | Engineer         | Scott Chang |
| Polarity       | Vertical                           | Temperature (°C) | 25.2        |
| Test Condition | 802.11ax,Ant0+1,Ch 11,2.462G,BW20M | Humidity (%RH)   | 58.0        |

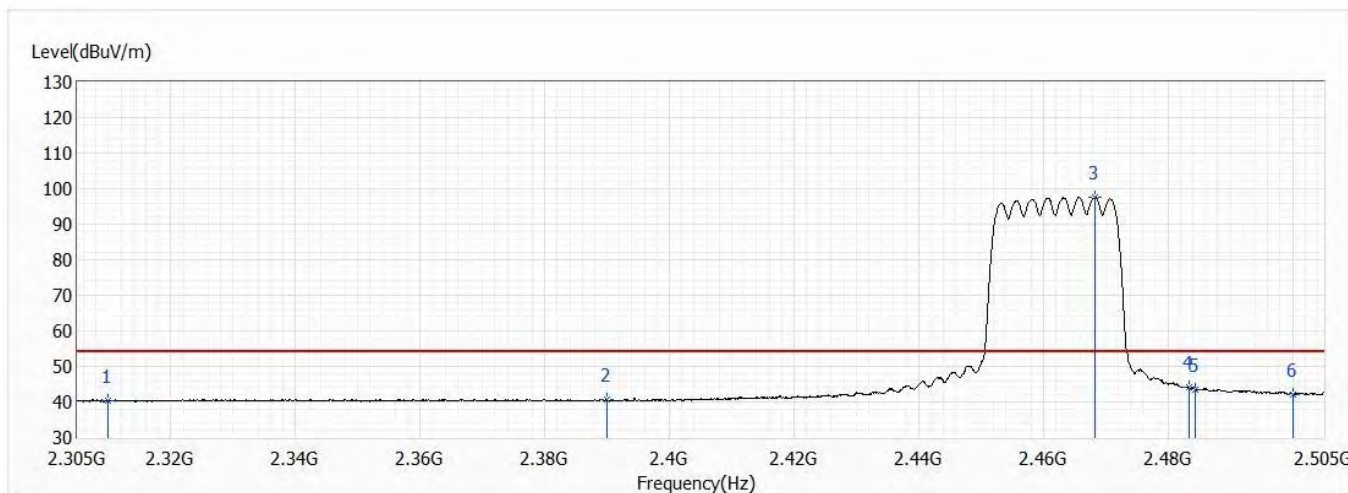


| No  | Frequency (MHz) | Emission Level (dBuV/m) | Limit (dBuV/m) | Margin (dB) | Reading Level (dBuV) | Correct Factor (dB) | Detector Type |
|-----|-----------------|-------------------------|----------------|-------------|----------------------|---------------------|---------------|
| 1   | 2310.000        | 51.03                   | 74.00          | -22.97      | 38.42                | 12.61               | PK            |
| 2   | 2390.000        | 51.92                   | 74.00          | -22.08      | 39.31                | 12.61               | PK            |
| ! 3 | 2465.800        | 108.87                  | 74.00          | 34.87       | 96.11                | 12.76               | PK            |
| 4   | 2483.500        | 59.99                   | 74.00          | -14.01      | 47.22                | 12.77               | PK            |
| 5   | 2485.700        | 62.60                   | 74.00          | -11.40      | 49.83                | 12.77               | PK            |
| 6   | 2500.000        | 55.43                   | 74.00          | -18.57      | 42.64                | 12.79               | PK            |

Note:

1. All reading above 1GHz is performed with peak and/or average measurements as necessary.
2. Emission Level = Reading Level + Correct Factor.
3. The average measurement was not performed when the peak measured data under the limit of average detection. If the readings given are average, peak measurement should also be supplied.
4. The fundamental for reference only, it's not restricted by unwanted emission limit.

|                |                                    |                  |             |
|----------------|------------------------------------|------------------|-------------|
| Model No       | EBM522U                            | Site             | CB4-H       |
| Test Voltage   | AC 120/60Hz                        | Test Date        | 2021/5/6    |
| Test Mode      | Mode 1: Transmit_Non-BF_EBM522U    | Engineer         | Scott Chang |
| Polarity       | Vertical                           | Temperature (°C) | 25.2        |
| Test Condition | 802.11ax,Ant0+1,Ch 11,2.462G,BW20M | Humidity (%RH)   | 58.0        |

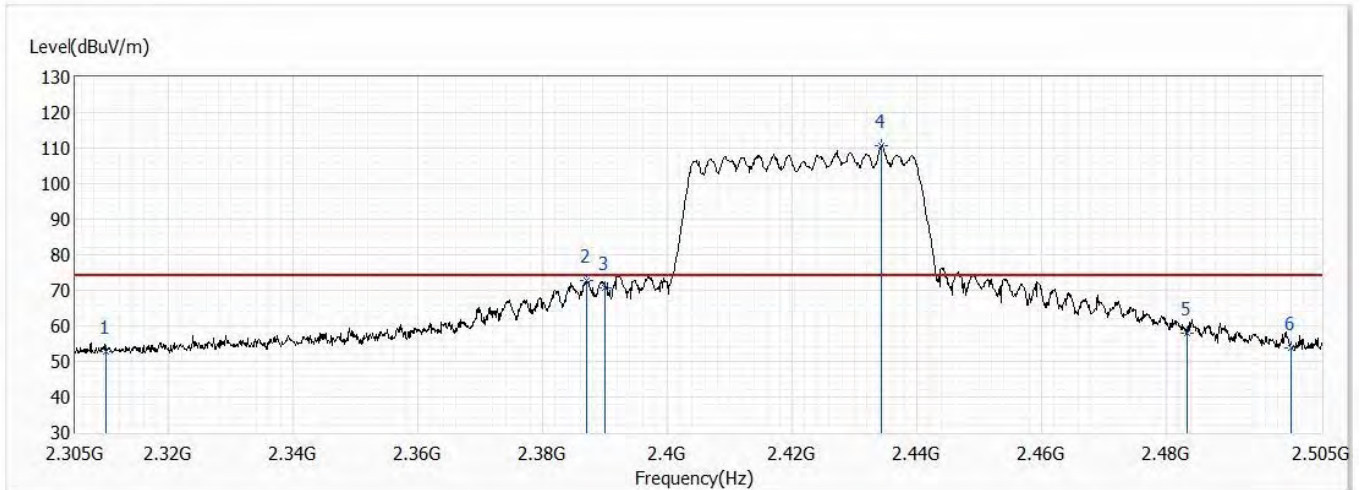


| No  | Frequency (MHz) | Emission Level (dBuV/m) | Limit (dBuV/m) | Margin (dB) | Reading Level (dBuV) | Correct Factor (dB) | Detector Type |
|-----|-----------------|-------------------------|----------------|-------------|----------------------|---------------------|---------------|
| 1   | 2310.000        | 40.25                   | 54.00          | -13.75      | 27.64                | 12.61               | AV            |
| 2   | 2390.000        | 40.54                   | 54.00          | -13.46      | 27.93                | 12.61               | AV            |
| ! 3 | 2468.300        | 97.66                   | 54.00          | 43.66       | 84.91                | 12.75               | AV            |
| 4   | 2483.500        | 44.22                   | 54.00          | -9.78       | 31.45                | 12.77               | AV            |
| 5   | 2484.300        | 43.48                   | 54.00          | -10.52      | 30.71                | 12.77               | AV            |
| 6   | 2500.000        | 42.18                   | 54.00          | -11.82      | 29.39                | 12.79               | AV            |

Note:

1. All reading above 1GHz is performed with peak and/or average measurements as necessary.
2. Emission Level = Reading Level + Correct Factor.
3. The average measurement was not performed when the peak measured data under the limit of average detection. If the readings given are average, peak measurement should also be supplied.
4. The fundamental for reference only, it's not restricted by unwanted emission limit.

|                |                                   |                  |             |
|----------------|-----------------------------------|------------------|-------------|
| Model No       | EBM522U                           | Site             | CB4-H       |
| Test Voltage   | AC 120/60Hz                       | Test Date        | 2021/5/6    |
| Test Mode      | Mode 1: Transmit_Non-BF_EBM522U   | Engineer         | Scott Chang |
| Polarity       | Horizontal                        | Temperature (°C) | 25.2        |
| Test Condition | 802.11ax,Ant0+1,Ch 3,2.422G,BW40M | Humidity (%RH)   | 58.0        |



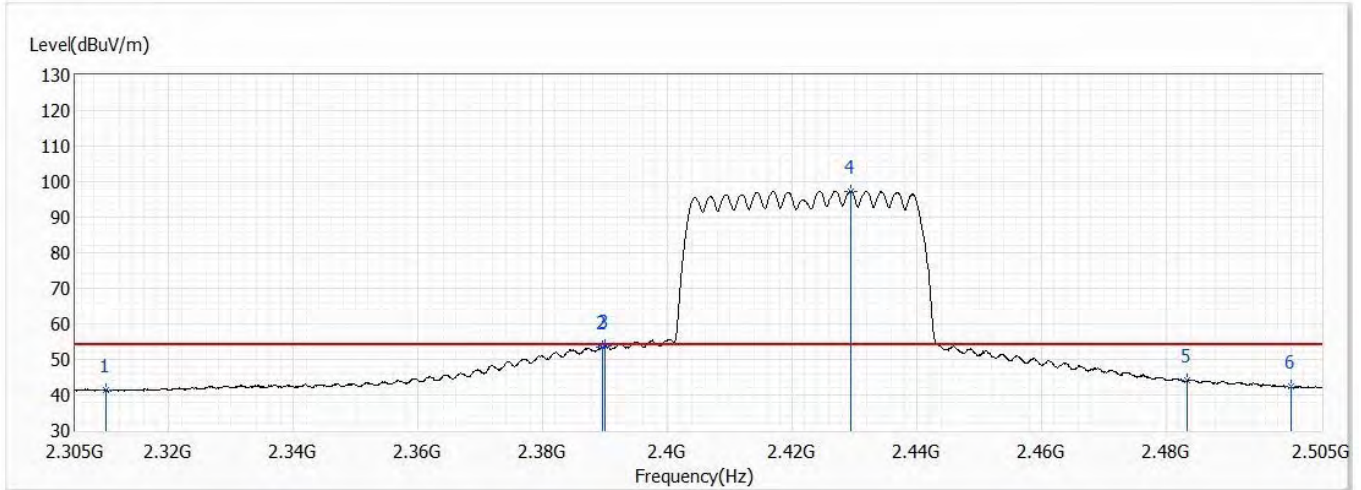
| No  | Frequency (MHz) | Emission Level (dBuV/m) | Limit (dBuV/m) | Margin (dB) | Reading Level (dBuV) | Correct Factor (dB) | Detector Type |
|-----|-----------------|-------------------------|----------------|-------------|----------------------|---------------------|---------------|
| 1   | 2310.000        | 52.86                   | 74.00          | -21.14      | 40.25                | 12.61               | PK            |
| 2   | 2387.100        | 72.75                   | 74.00          | -1.25       | 60.12                | 12.63               | PK            |
| 3   | 2390.000        | 70.74                   | 74.00          | -3.26       | 58.13                | 12.61               | PK            |
| ! 4 | 2434.400        | 110.69                  | 74.00          | 36.69       | 98.00                | 12.69               | PK            |
| 5   | 2483.500        | 57.95                   | 74.00          | -16.05      | 45.18                | 12.77               | PK            |
| 6   | 2500.000        | 53.76                   | 74.00          | -20.24      | 40.97                | 12.79               | PK            |

Note:

1. All reading above 1GHz is performed with peak and/or average measurements as necessary.
2. Emission Level = Reading Level + Correct Factor.
3. The average measurement was not performed when the peak measured data under the limit of average detection. If the readings given are average, peak measurement should also be supplied.
4. The fundamental for reference only, it's not restricted by unwanted emission limit.



|                |                                   |                  |             |
|----------------|-----------------------------------|------------------|-------------|
| Model No       | EBM522U                           | Site             | CB4-H       |
| Test Voltage   | AC 120/60Hz                       | Test Date        | 2021/5/6    |
| Test Mode      | Mode 1: Transmit_Non-BF_EBM522U   | Engineer         | Scott Chang |
| Polarity       | Horizontal                        | Temperature (°C) | 25.2        |
| Test Condition | 802.11ax,Ant0+1,Ch 3,2.422G,BW40M | Humidity (%RH)   | 58.0        |

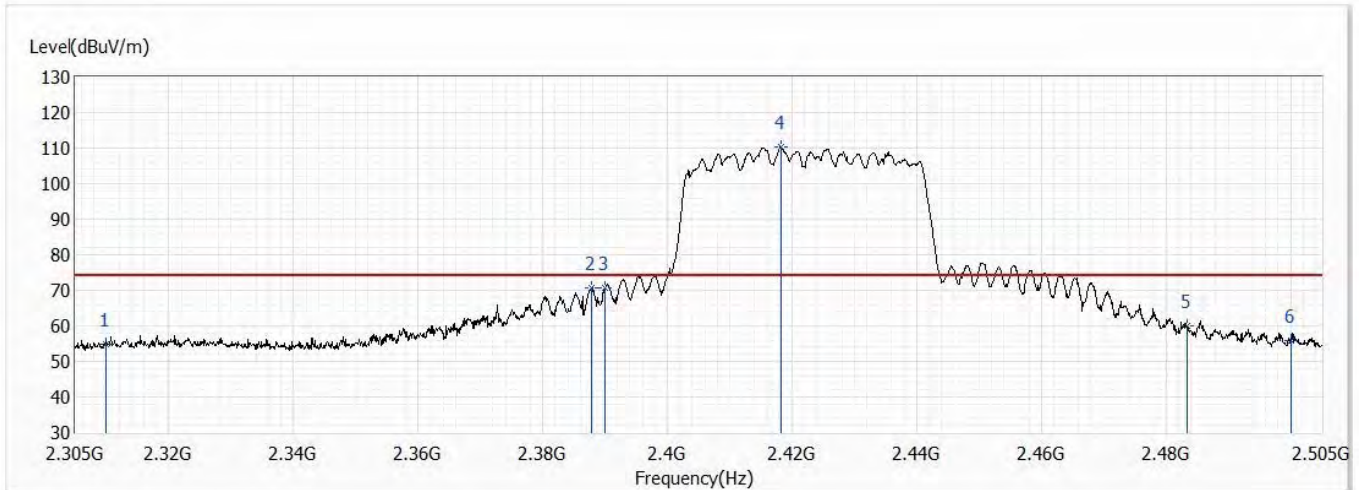


| No  | Frequency (MHz) | Emission Level (dBuV/m) | Limit (dBuV/m) | Margin (dB) | Reading Level (dBuV) | Correct Factor (dB) | Detector Type |
|-----|-----------------|-------------------------|----------------|-------------|----------------------|---------------------|---------------|
| 1   | 2310.000        | 41.32                   | 54.00          | -12.68      | 28.71                | 12.61               | AV            |
| 2   | 2389.600        | 53.60                   | 54.00          | -0.40       | 40.99                | 12.61               | AV            |
| 3   | 2390.000        | 53.68                   | 54.00          | -0.32       | 41.07                | 12.61               | AV            |
| ! 4 | 2429.400        | 97.38                   | 54.00          | 43.38       | 84.70                | 12.68               | AV            |
| 5   | 2483.500        | 44.01                   | 54.00          | -9.99       | 31.24                | 12.77               | AV            |
| 6   | 2500.000        | 42.28                   | 54.00          | -11.72      | 29.49                | 12.79               | AV            |

Note:

1. All reading above 1GHz is performed with peak and/or average measurements as necessary.
2. Emission Level = Reading Level + Correct Factor.
3. The average measurement was not performed when the peak measured data under the limit of average detection. If the readings given are average, peak measurement should also be supplied.
4. The fundamental for reference only, it's not restricted by unwanted emission limit.

|                |                                   |                  |             |
|----------------|-----------------------------------|------------------|-------------|
| Model No       | EBM522U                           | Site             | CB4-H       |
| Test Voltage   | AC 120/60Hz                       | Test Date        | 2021/5/6    |
| Test Mode      | Mode 1: Transmit_Non-BF_EBM522U   | Engineer         | Scott Chang |
| Polarity       | Vertical                          | Temperature (°C) | 25.2        |
| Test Condition | 802.11ax,Ant0+1,Ch 3,2.422G,BW40M | Humidity (%RH)   | 58.0        |

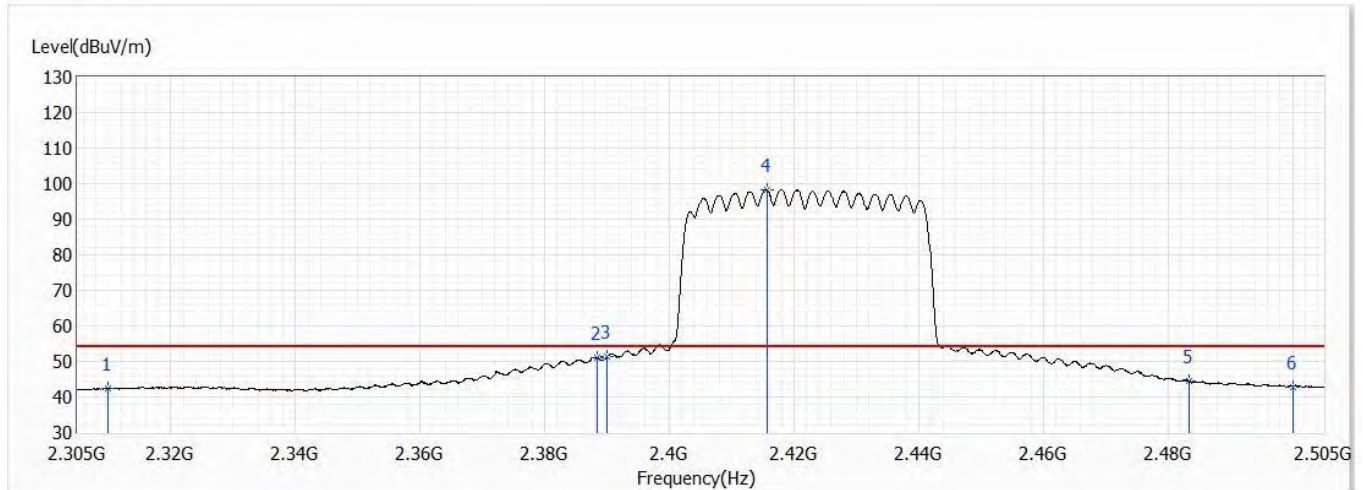


| No  | Frequency (MHz) | Emission Level (dBuV/m) | Limit (dBuV/m) | Margin (dB) | Reading Level (dBuV) | Correct Factor (dB) | Detector Type |
|-----|-----------------|-------------------------|----------------|-------------|----------------------|---------------------|---------------|
| 1   | 2310.000        | 55.00                   | 74.00          | -19.00      | 42.39                | 12.61               | PK            |
| 2   | 2387.800        | 70.52                   | 74.00          | -3.48       | 57.90                | 12.62               | PK            |
| 3   | 2390.000        | 70.54                   | 74.00          | -3.46       | 57.93                | 12.61               | PK            |
| ! 4 | 2418.200        | 110.26                  | 74.00          | 36.26       | 97.61                | 12.65               | PK            |
| 5   | 2483.500        | 59.85                   | 74.00          | -14.15      | 47.08                | 12.77               | PK            |
| 6   | 2500.000        | 56.03                   | 74.00          | -17.97      | 43.24                | 12.79               | PK            |

Note:

1. All reading above 1GHz is performed with peak and/or average measurements as necessary.
2. Emission Level = Reading Level + Correct Factor.
3. The average measurement was not performed when the peak measured data under the limit of average detection. If the readings given are average, peak measurement should also be supplied.
4. The fundamental for reference only, it's not restricted by unwanted emission limit.

|                |                                   |                  |             |
|----------------|-----------------------------------|------------------|-------------|
| Model No       | EBM522U                           | Site             | CB4-H       |
| Test Voltage   | AC 120/60Hz                       | Test Date        | 2021/5/6    |
| Test Mode      | Mode 1: Transmit_Non-BF_EBM522U   | Engineer         | Scott Chang |
| Polarity       | Vertical                          | Temperature (°C) | 25.2        |
| Test Condition | 802.11ax,Ant0+1,Ch 3,2.422G,BW40M | Humidity (%RH)   | 58.0        |

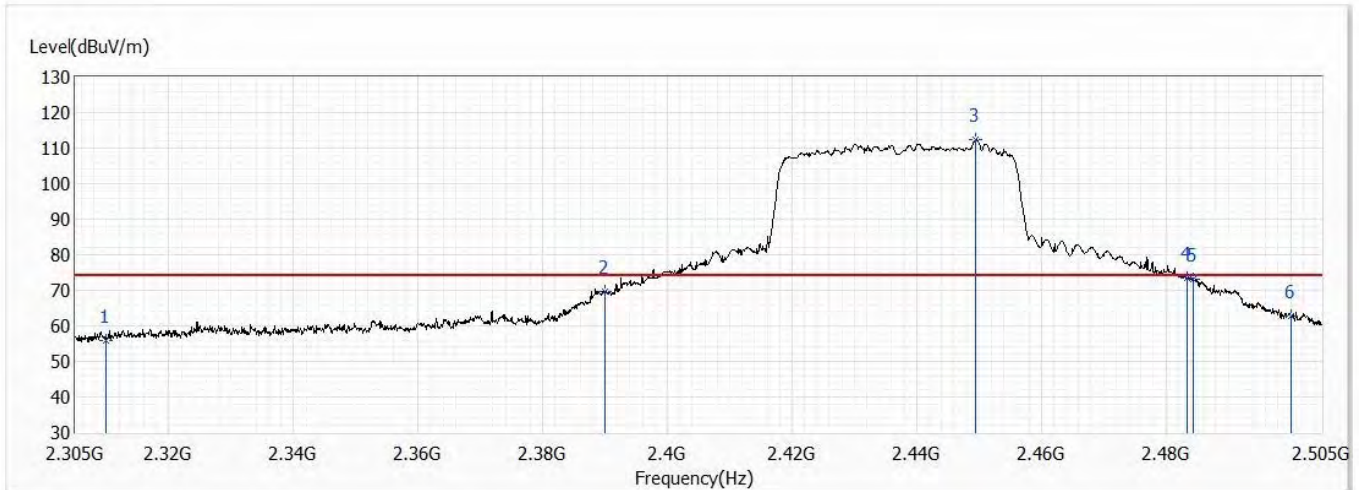


| No  | Frequency (MHz) | Emission Level (dBuV/m) | Limit (dBuV/m) | Margin (dB) | Reading Level (dBuV) | Correct Factor (dB) | Detector Type |
|-----|-----------------|-------------------------|----------------|-------------|----------------------|---------------------|---------------|
| 1   | 2310.000        | 42.48                   | 54.00          | -11.52      | 29.87                | 12.61               | AV            |
| 2   | 2388.400        | 51.15                   | 54.00          | -2.85       | 38.53                | 12.62               | AV            |
| 3   | 2390.000        | 51.36                   | 54.00          | -2.64       | 38.75                | 12.61               | AV            |
| ! 4 | 2415.600        | 98.43                   | 54.00          | 44.43       | 85.80                | 12.63               | AV            |
| 5   | 2483.500        | 44.46                   | 54.00          | -9.54       | 31.69                | 12.77               | AV            |
| 6   | 2500.000        | 42.92                   | 54.00          | -11.08      | 30.13                | 12.79               | AV            |

Note:

1. All reading above 1GHz is performed with peak and/or average measurements as necessary.
2. Emission Level = Reading Level + Correct Factor.
3. The average measurement was not performed when the peak measured data under the limit of average detection. If the readings given are average, peak measurement should also be supplied.
4. The fundamental for reference only, it's not restricted by unwanted emission limit.

|                |                                   |                  |             |
|----------------|-----------------------------------|------------------|-------------|
| Model No       | EBM522U                           | Site             | CB4-H       |
| Test Voltage   | AC 120/60Hz                       | Test Date        | 2021/5/6    |
| Test Mode      | Mode 1: Transmit_Non-BF_EBM522U   | Engineer         | Scott Chang |
| Polarity       | Horizontal                        | Temperature (°C) | 25.2        |
| Test Condition | 802.11ax,Ant0+1,Ch 6,2.437G,BW40M | Humidity (%RH)   | 58.0        |

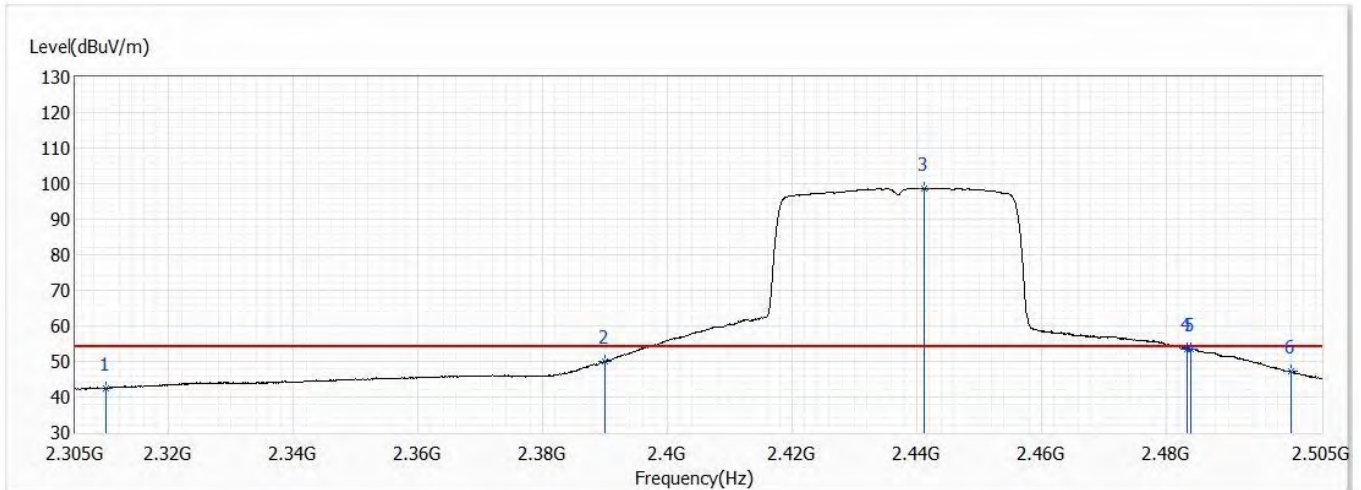


| No  | Frequency (MHz) | Emission Level (dBuV/m) | Limit (dBuV/m) | Margin (dB) | Reading Level (dBuV) | Correct Factor (dB) | Detector Type |
|-----|-----------------|-------------------------|----------------|-------------|----------------------|---------------------|---------------|
| 1   | 2310.000        | 56.02                   | 74.00          | -17.98      | 43.41                | 12.61               | PK            |
| 2   | 2390.000        | 69.58                   | 74.00          | -4.42       | 56.97                | 12.61               | PK            |
| ! 3 | 2449.500        | 112.33                  | 74.00          | 38.33       | 99.59                | 12.74               | PK            |
| 4   | 2483.500        | 73.51                   | 74.00          | -0.49       | 60.74                | 12.77               | PK            |
| 5   | 2484.400        | 73.09                   | 74.00          | -0.91       | 60.32                | 12.77               | PK            |
| 6   | 2500.000        | 62.87                   | 74.00          | -11.13      | 50.08                | 12.79               | PK            |

Note:

1. All reading above 1GHz is performed with peak and/or average measurements as necessary.
2. Emission Level = Reading Level + Correct Factor.
3. The average measurement was not performed when the peak measured data under the limit of average detection. If the readings given are average, peak measurement should also be supplied.
4. The fundamental for reference only, it's not restricted by unwanted emission limit.

|                |                                   |                  |             |
|----------------|-----------------------------------|------------------|-------------|
| Model No       | EBM522U                           | Site             | CB4-H       |
| Test Voltage   | AC 120/60Hz                       | Test Date        | 2021/5/6    |
| Test Mode      | Mode 1: Transmit_Non-BF_EBM522U   | Engineer         | Scott Chang |
| Polarity       | Horizontal                        | Temperature (°C) | 25.2        |
| Test Condition | 802.11ax,Ant0+1,Ch 6,2.437G,BW40M | Humidity (%RH)   | 58.0        |



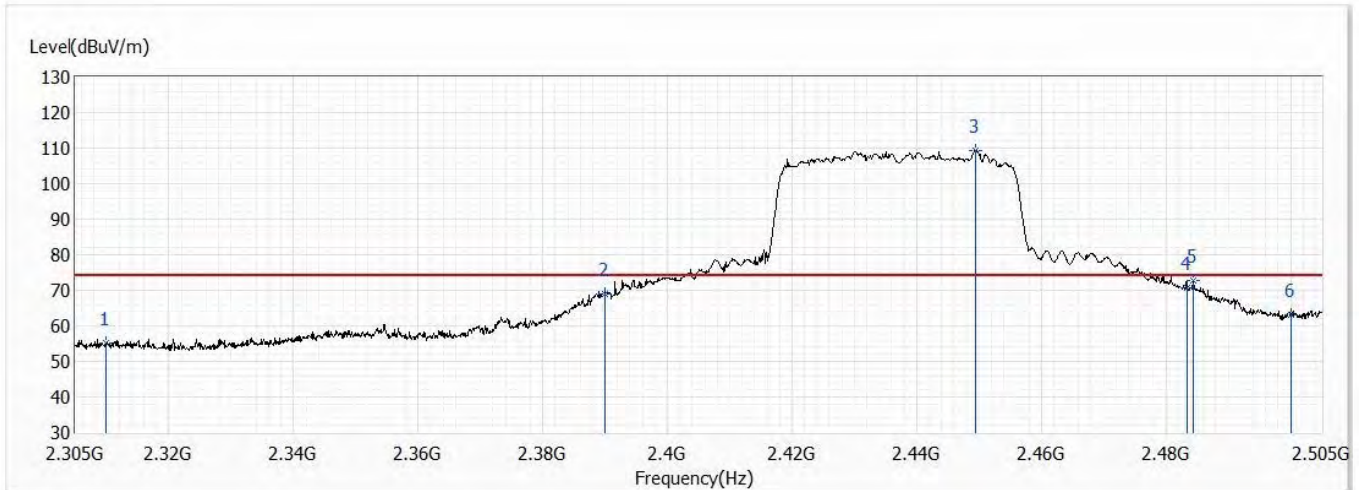
| No  | Frequency (MHz) | Emission Level (dBuV/m) | Limit (dBuV/m) | Margin (dB) | Reading Level (dBuV) | Correct Factor (dB) | Detector Type |
|-----|-----------------|-------------------------|----------------|-------------|----------------------|---------------------|---------------|
| 1   | 2310.000        | 42.53                   | 54.00          | -11.47      | 29.92                | 12.61               | AV            |
| 2   | 2390.000        | 50.03                   | 54.00          | -3.97       | 37.42                | 12.61               | AV            |
| ! 3 | 2441.300        | 98.73                   | 54.00          | 44.73       | 86.02                | 12.71               | AV            |
| 4   | 2483.500        | 53.59                   | 54.00          | -0.41       | 40.82                | 12.77               | AV            |
| 5   | 2484.000        | 53.35                   | 54.00          | -0.65       | 40.58                | 12.77               | AV            |
| 6   | 2500.000        | 47.12                   | 54.00          | -6.88       | 34.33                | 12.79               | AV            |

Note:

1. All reading above 1GHz is performed with peak and/or average measurements as necessary.
2. Emission Level = Reading Level + Correct Factor.
3. The average measurement was not performed when the peak measured data under the limit of average detection. If the readings given are average, peak measurement should also be supplied.
4. The fundamental for reference only, it's not restricted by unwanted emission limit.



|                |                                   |                  |             |
|----------------|-----------------------------------|------------------|-------------|
| Model No       | EBM522U                           | Site             | CB4-H       |
| Test Voltage   | AC 120/60Hz                       | Test Date        | 2021/5/6    |
| Test Mode      | Mode 1: Transmit_Non-BF_EBM522U   | Engineer         | Scott Chang |
| Polarity       | Vertical                          | Temperature (°C) | 25.2        |
| Test Condition | 802.11ax,Ant0+1,Ch 6,2.437G,BW40M | Humidity (%RH)   | 58.0        |

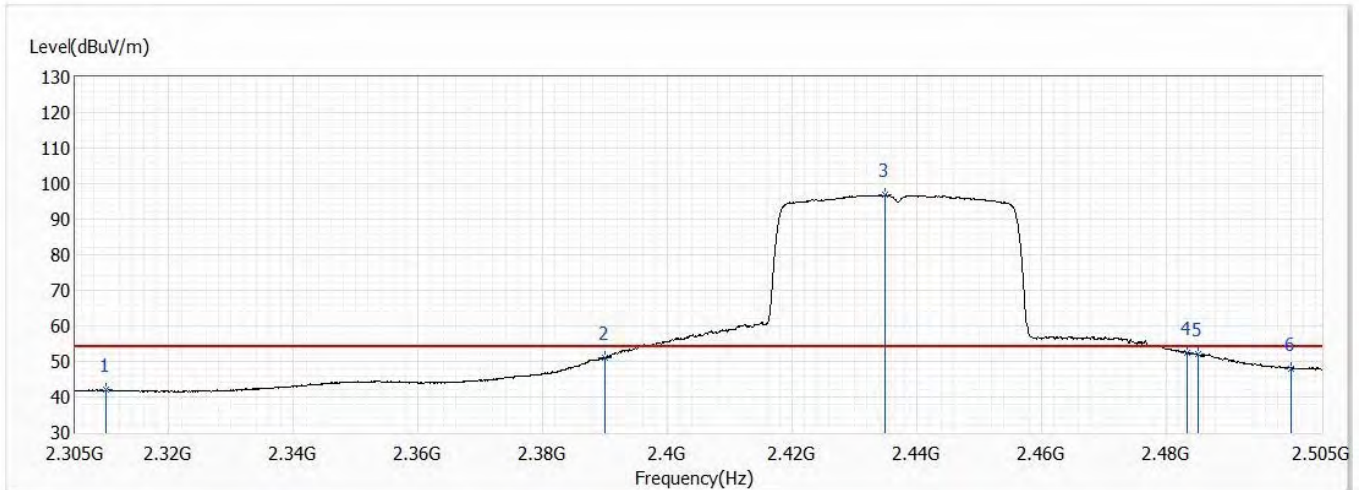


| No  | Frequency (MHz) | Emission Level (dBuV/m) | Limit (dBuV/m) | Margin (dB) | Reading Level (dBuV) | Correct Factor (dB) | Detector Type |
|-----|-----------------|-------------------------|----------------|-------------|----------------------|---------------------|---------------|
| 1   | 2310.000        | 55.09                   | 74.00          | -18.91      | 42.48                | 12.61               | PK            |
| 2   | 2390.000        | 69.01                   | 74.00          | -4.99       | 56.40                | 12.61               | PK            |
| ! 3 | 2449.500        | 109.34                  | 74.00          | 35.34       | 96.60                | 12.74               | PK            |
| 4   | 2483.500        | 70.57                   | 74.00          | -3.43       | 57.80                | 12.77               | PK            |
| 5   | 2484.400        | 72.79                   | 74.00          | -1.21       | 60.02                | 12.77               | PK            |
| 6   | 2500.000        | 63.02                   | 74.00          | -10.98      | 50.23                | 12.79               | PK            |

Note:

1. All reading above 1GHz is performed with peak and/or average measurements as necessary.
2. Emission Level = Reading Level + Correct Factor.
3. The average measurement was not performed when the peak measured data under the limit of average detection. If the readings given are average, peak measurement should also be supplied.
4. The fundamental for reference only, it's not restricted by unwanted emission limit.

|                |                                   |                  |             |
|----------------|-----------------------------------|------------------|-------------|
| Model No       | EBM522U                           | Site             | CB4-H       |
| Test Voltage   | AC 120/60Hz                       | Test Date        | 2021/5/6    |
| Test Mode      | Mode 1: Transmit_Non-BF_EBM522U   | Engineer         | Scott Chang |
| Polarity       | Vertical                          | Temperature (°C) | 25.2        |
| Test Condition | 802.11ax,Ant0+1,Ch 6,2.437G,BW40M | Humidity (%RH)   | 58.0        |

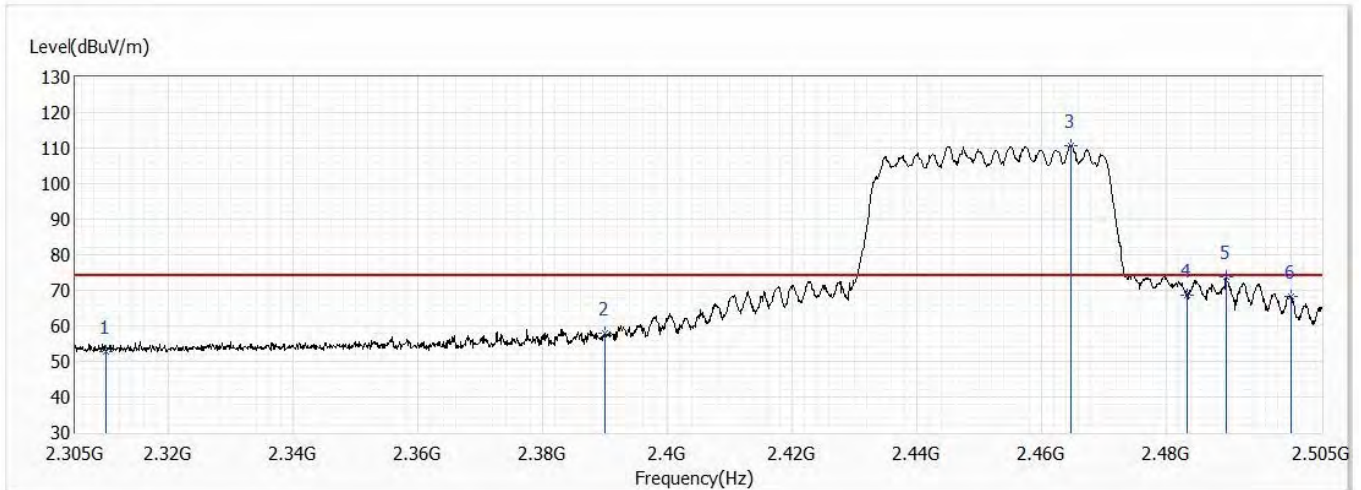


| No  | Frequency (MHz) | Emission Level (dBuV/m) | Limit (dBuV/m) | Margin (dB) | Reading Level (dBuV) | Correct Factor (dB) | Detector Type |
|-----|-----------------|-------------------------|----------------|-------------|----------------------|---------------------|---------------|
| 1   | 2310.000        | 41.94                   | 54.00          | -12.06      | 29.33                | 12.61               | AV            |
| 2   | 2390.000        | 51.16                   | 54.00          | -2.84       | 38.55                | 12.61               | AV            |
| ! 3 | 2435.000        | 96.78                   | 54.00          | 42.78       | 84.09                | 12.69               | AV            |
| 4   | 2483.500        | 52.46                   | 54.00          | -1.54       | 39.69                | 12.77               | AV            |
| 5   | 2485.100        | 52.05                   | 54.00          | -1.95       | 39.28                | 12.77               | AV            |
| 6   | 2500.000        | 48.07                   | 54.00          | -5.93       | 35.28                | 12.79               | AV            |

Note:

1. All reading above 1GHz is performed with peak and/or average measurements as necessary.
2. Emission Level = Reading Level + Correct Factor.
3. The average measurement was not performed when the peak measured data under the limit of average detection. If the readings given are average, peak measurement should also be supplied.
4. The fundamental for reference only, it's not restricted by unwanted emission limit.

|                |                                   |                  |             |
|----------------|-----------------------------------|------------------|-------------|
| Model No       | EBM522U                           | Site             | CB4-H       |
| Test Voltage   | AC 120/60Hz                       | Test Date        | 2021/5/6    |
| Test Mode      | Mode 1: Transmit_Non-BF_EBM522U   | Engineer         | Scott Chang |
| Polarity       | Horizontal                        | Temperature (°C) | 25.2        |
| Test Condition | 802.11ax,Ant0+1,Ch 9,2.452G,BW40M | Humidity (%RH)   | 58.0        |

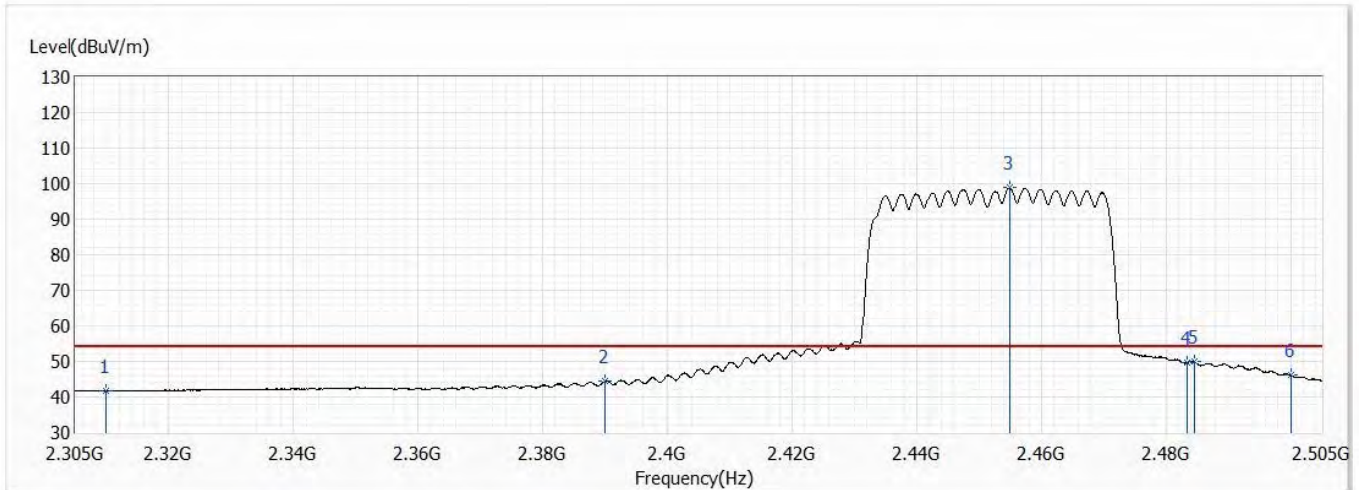


| No  | Frequency (MHz) | Emission Level (dBuV/m) | Limit (dBuV/m) | Margin (dB) | Reading Level (dBuV) | Correct Factor (dB) | Detector Type |
|-----|-----------------|-------------------------|----------------|-------------|----------------------|---------------------|---------------|
| 1   | 2310.000        | 52.61                   | 74.00          | -21.39      | 40.00                | 12.61               | PK            |
| 2   | 2390.000        | 57.77                   | 74.00          | -16.23      | 45.16                | 12.61               | PK            |
| ! 3 | 2464.700        | 110.75                  | 74.00          | 36.75       | 98.00                | 12.75               | PK            |
| 4   | 2483.500        | 68.78                   | 74.00          | -5.22       | 56.01                | 12.77               | PK            |
| 5   | 2489.600        | 73.68                   | 74.00          | -0.32       | 60.90                | 12.78               | PK            |
| 6   | 2500.000        | 68.12                   | 74.00          | -5.88       | 55.33                | 12.79               | PK            |

Note:

1. All reading above 1GHz is performed with peak and/or average measurements as necessary.
2. Emission Level = Reading Level + Correct Factor.
3. The average measurement was not performed when the peak measured data under the limit of average detection. If the readings given are average, peak measurement should also be supplied.
4. The fundamental for reference only, it's not restricted by unwanted emission limit.

|                |                                   |                  |             |
|----------------|-----------------------------------|------------------|-------------|
| Model No       | EBM522U                           | Site             | CB4-H       |
| Test Voltage   | AC 120/60Hz                       | Test Date        | 2021/5/6    |
| Test Mode      | Mode 1: Transmit_Non-BF_EBM522U   | Engineer         | Scott Chang |
| Polarity       | Horizontal                        | Temperature (°C) | 25.2        |
| Test Condition | 802.11ax,Ant0+1,Ch 9,2.452G,BW40M | Humidity (%RH)   | 58.0        |

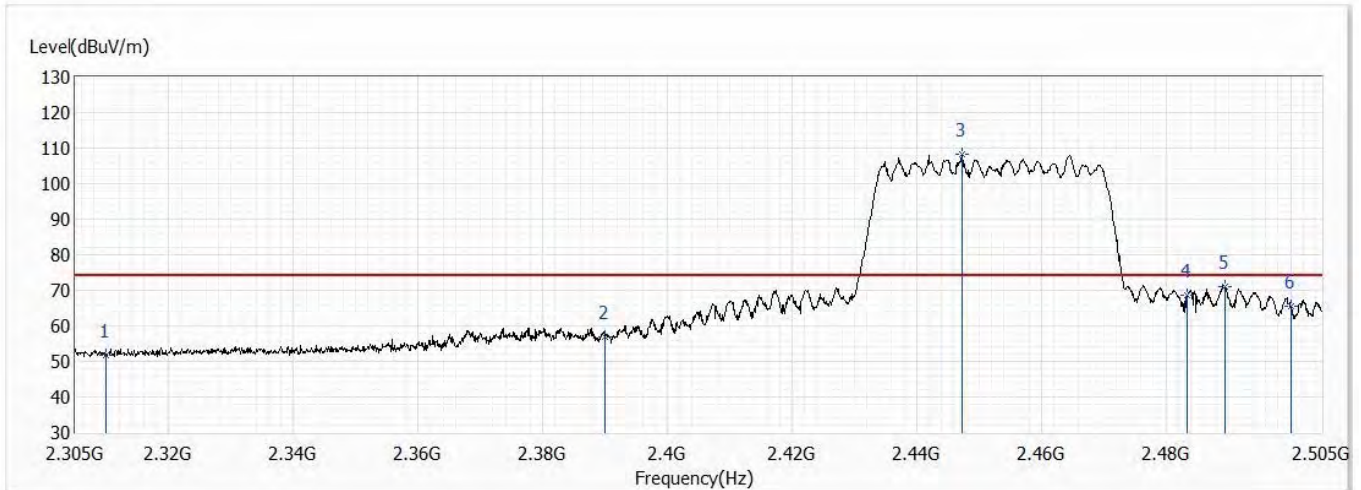


| No  | Frequency (MHz) | Emission Level (dBuV/m) | Limit (dBuV/m) | Margin (dB) | Reading Level (dBuV) | Correct Factor (dB) | Detector Type |
|-----|-----------------|-------------------------|----------------|-------------|----------------------|---------------------|---------------|
| 1   | 2310.000        | 41.64                   | 54.00          | -12.36      | 29.03                | 12.61               | AV            |
| 2   | 2390.000        | 44.32                   | 54.00          | -9.68       | 31.71                | 12.61               | AV            |
| ! 3 | 2454.900        | 98.80                   | 54.00          | 44.80       | 86.05                | 12.75               | AV            |
| 4   | 2483.500        | 49.73                   | 54.00          | -4.27       | 36.96                | 12.77               | AV            |
| 5   | 2484.500        | 49.96                   | 54.00          | -4.04       | 37.19                | 12.77               | AV            |
| 6   | 2500.000        | 46.07                   | 54.00          | -7.93       | 33.28                | 12.79               | AV            |

**Note:**

1. All reading above 1GHz is performed with peak and/or average measurements as necessary.
2. Emission Level = Reading Level + Correct Factor.
3. The average measurement was not performed when the peak measured data under the limit of average detection. If the readings given are average, peak measurement should also be supplied.
4. The fundamental for reference only, it's not restricted by unwanted emission limit.

|                |                                   |                  |             |
|----------------|-----------------------------------|------------------|-------------|
| Model No       | EBM522U                           | Site             | CB4-H       |
| Test Voltage   | AC 120/60Hz                       | Test Date        | 2021/5/6    |
| Test Mode      | Mode 1: Transmit_Non-BF_EBM522U   | Engineer         | Scott Chang |
| Polarity       | Vertical                          | Temperature (°C) | 25.2        |
| Test Condition | 802.11ax,Ant0+1,Ch 9,2.452G,BW40M | Humidity (%RH)   | 58.0        |



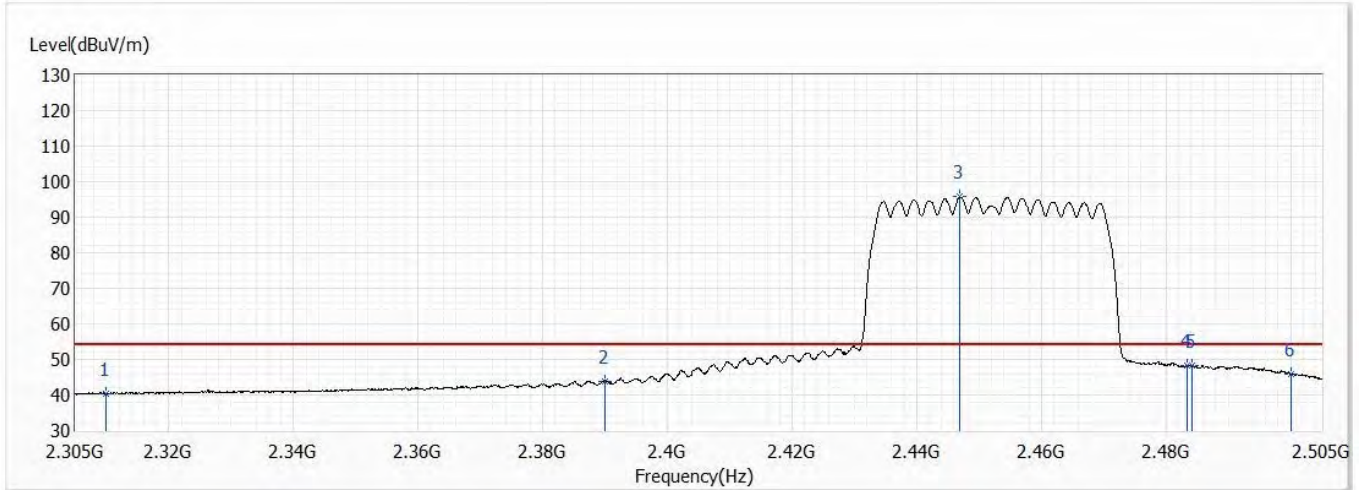
| No  | Frequency (MHz) | Emission Level (dBuV/m) | Limit (dBuV/m) | Margin (dB) | Reading Level (dBuV) | Correct Factor (dB) | Detector Type |
|-----|-----------------|-------------------------|----------------|-------------|----------------------|---------------------|---------------|
| 1   | 2310.000        | 51.84                   | 74.00          | -22.16      | 39.23                | 12.61               | PK            |
| 2   | 2390.000        | 56.91                   | 74.00          | -17.09      | 44.30                | 12.61               | PK            |
| ! 3 | 2447.200        | 108.37                  | 74.00          | 34.37       | 95.64                | 12.73               | PK            |
| 4   | 2483.500        | 68.70                   | 74.00          | -5.30       | 55.93                | 12.77               | PK            |
| 5   | 2489.500        | 71.19                   | 74.00          | -2.81       | 58.41                | 12.78               | PK            |
| 6   | 2500.000        | 65.60                   | 74.00          | -8.40       | 52.81                | 12.79               | PK            |

Note:

1. All reading above 1GHz is performed with peak and/or average measurements as necessary.
2. Emission Level = Reading Level + Correct Factor.
3. The average measurement was not performed when the peak measured data under the limit of average detection. If the readings given are average, peak measurement should also be supplied.
4. The fundamental for reference only, it's not restricted by unwanted emission limit.



|                |                                   |                  |             |
|----------------|-----------------------------------|------------------|-------------|
| Model No       | EBM522U                           | Site             | CB4-H       |
| Test Voltage   | AC 120/60Hz                       | Test Date        | 2021/5/6    |
| Test Mode      | Mode 1: Transmit_Non-BF_EBM522U   | Engineer         | Scott Chang |
| Polarity       | Vertical                          | Temperature (°C) | 25.2        |
| Test Condition | 802.11ax,Ant0+1,Ch 9,2.452G,BW40M | Humidity (%RH)   | 58.0        |



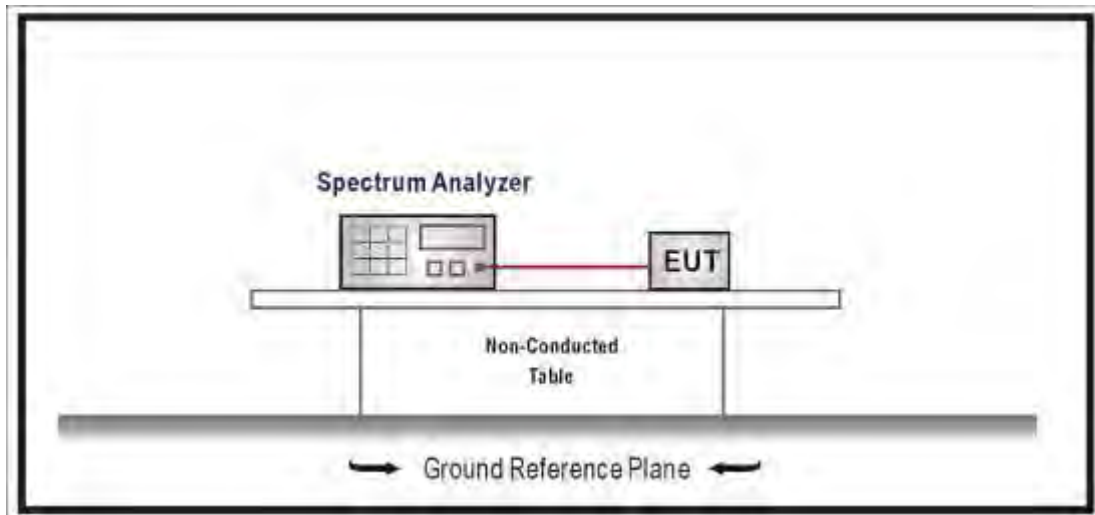
| No  | Frequency (MHz) | Emission Level (dBuV/m) | Limit (dBuV/m) | Margin (dB) | Reading Level (dBuV) | Correct Factor (dB) | Detector Type |
|-----|-----------------|-------------------------|----------------|-------------|----------------------|---------------------|---------------|
| 1   | 2310.000        | 40.42                   | 54.00          | -13.58      | 27.81                | 12.61               | AV            |
| 2   | 2390.000        | 43.94                   | 54.00          | -10.06      | 31.33                | 12.61               | AV            |
| ! 3 | 2446.900        | 95.69                   | 54.00          | 41.69       | 82.96                | 12.73               | AV            |
| 4   | 2483.500        | 48.24                   | 54.00          | -5.76       | 35.47                | 12.77               | AV            |
| 5   | 2484.100        | 48.11                   | 54.00          | -5.89       | 35.34                | 12.77               | AV            |
| 6   | 2500.000        | 45.84                   | 54.00          | -8.16       | 33.05                | 12.79               | AV            |

Note:

1. All reading above 1GHz is performed with peak and/or average measurements as necessary.
2. Emission Level = Reading Level + Correct Factor.
3. The average measurement was not performed when the peak measured data under the limit of average detection. If the readings given are average, peak measurement should also be supplied.
4. The fundamental for reference only, it's not restricted by unwanted emission limit.

## 7. DTS Bandwidth

### 7.1. Test Setup



### 7.2. Test Procedures

The EUT was setup according to ANSI C63.10: 2013; tested procedure section 8.1 of KDB 558074 D01 v05r02 for compliance to FCC 47CFR 15.247 requirements. Set RBW = 100KHz, Set the VBW  $\geq 3 \times$  RBW, Sweep Time=Auto, Set Peak Detector.

### 7.3. Limits

The 6 dB bandwidth must be greater than 500 kHz.

### 7.4. Test Specification

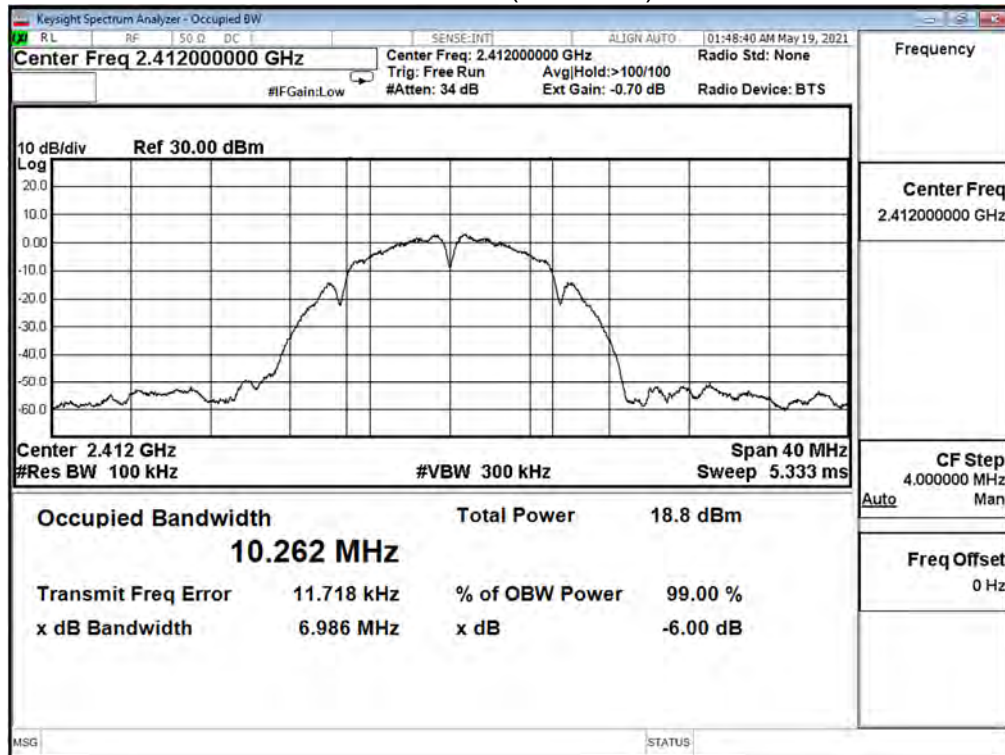
According to FCC Part 15 Subpart C Paragraph 15.247: 2019

### 7.5. Test Result

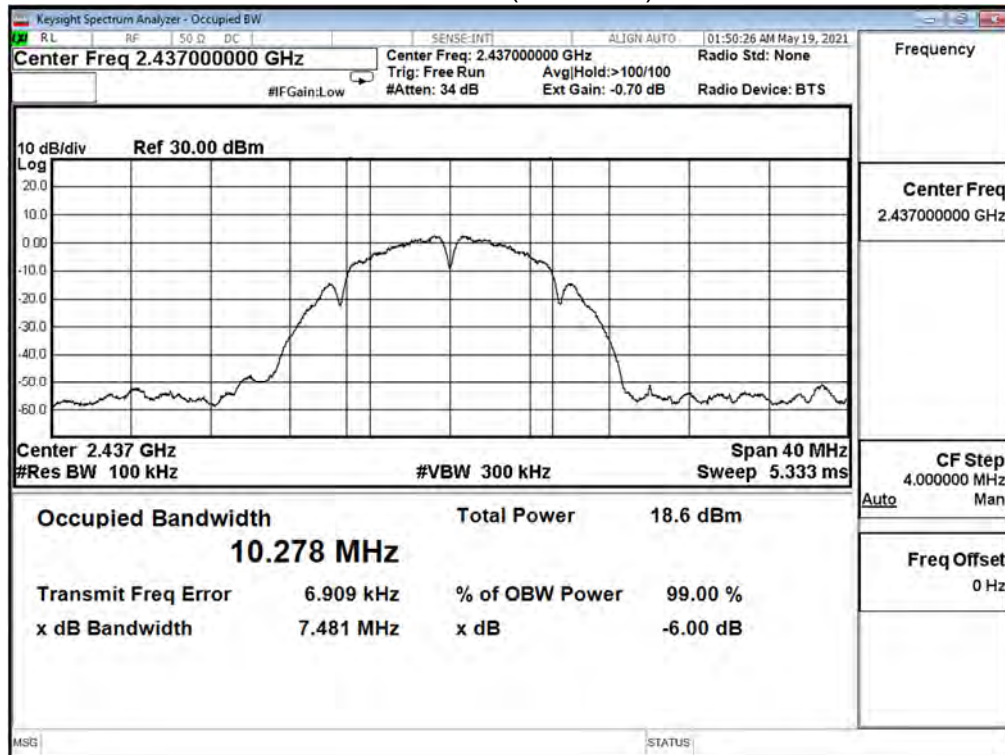
|                  |                                 |                |        |
|------------------|---------------------------------|----------------|--------|
| Product          | Mesh Wi-Fi Router               |                |        |
| Test Item        | DTS Bandwidth                   |                |        |
| Test Mode        | Mode 1: Transmit_Non-BF_EBM522U |                |        |
| Date of Test     | 2021/05/19                      | Test Site      | SR12-H |
| Temperature (°C) | 24                              | Humidity (%RH) | 67     |

| 802.11b (ANT 0) |                 |                     |             |        |
|-----------------|-----------------|---------------------|-------------|--------|
| Channel No.     | Frequency (MHz) | Measure Level (MHz) | Limit (MHz) | Result |
| 1               | 2412            | 6.986               | ≥0.5        | Pass   |
| 6               | 2437            | 7.481               | ≥0.5        | Pass   |
| 11              | 2462            | 7.343               | ≥0.5        | Pass   |

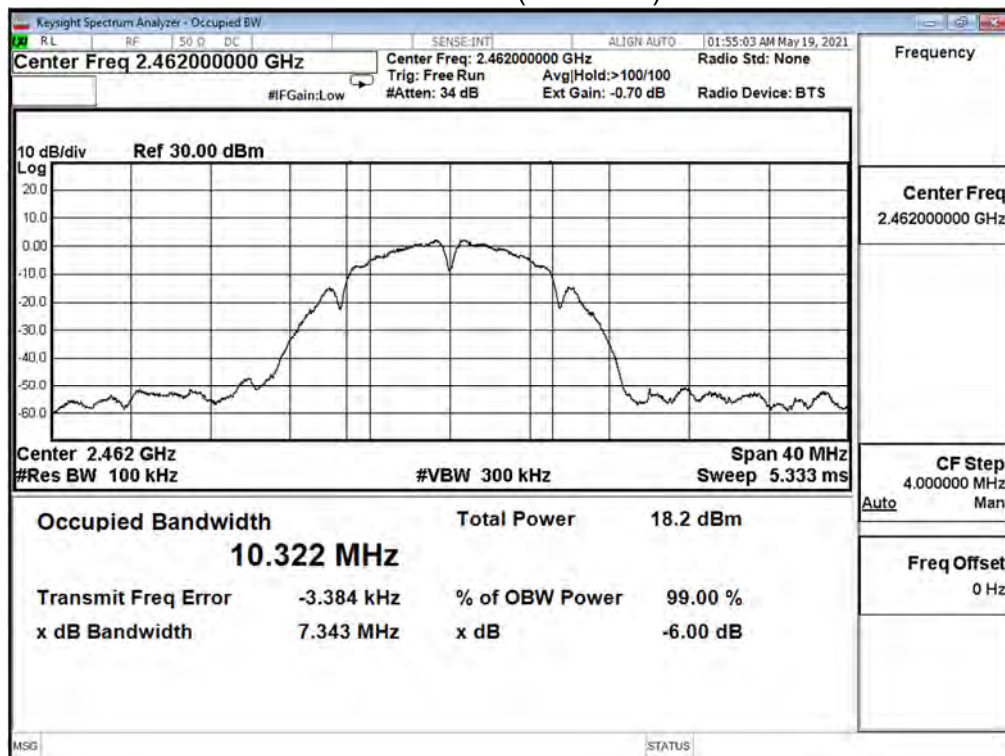
Channel 1 (2412MHz)



Channel 6 (2437MHz)



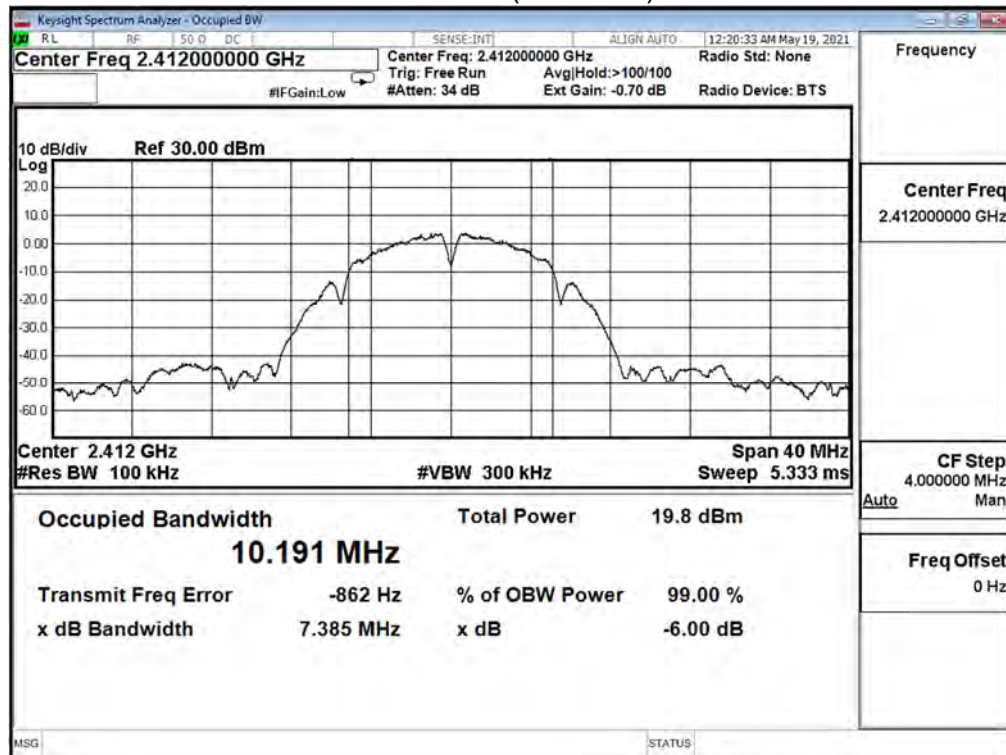
Channel 11 (2462MHz)



|                  |                                 |                |        |
|------------------|---------------------------------|----------------|--------|
| Product          | Mesh Wi-Fi Router               |                |        |
| Test Item        | DTS Bandwidth                   |                |        |
| Test Mode        | Mode 1: Transmit_Non-BF_EBM522U |                |        |
| Date of Test     | 2021/05/19                      | Test Site      | SR12-H |
| Temperature (°C) | 24                              | Humidity (%RH) | 67     |

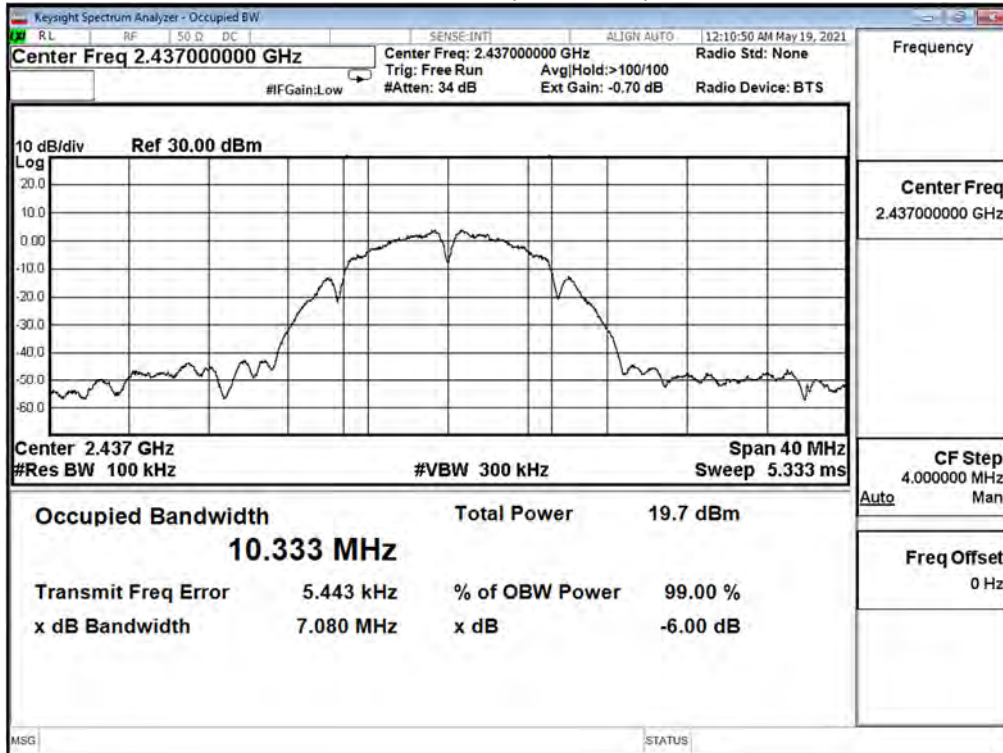
| 802.11b (ANT 1) |                 |                     |             |        |
|-----------------|-----------------|---------------------|-------------|--------|
| Channel No.     | Frequency (MHz) | Measure Level (MHz) | Limit (MHz) | Result |
| 1               | 2412            | 7.385               | ≥0.5        | Pass   |
| 6               | 2437            | 7.080               | ≥0.5        | Pass   |
| 11              | 2462            | 6.986               | ≥0.5        | Pass   |

Channel 1 (2412MHz)

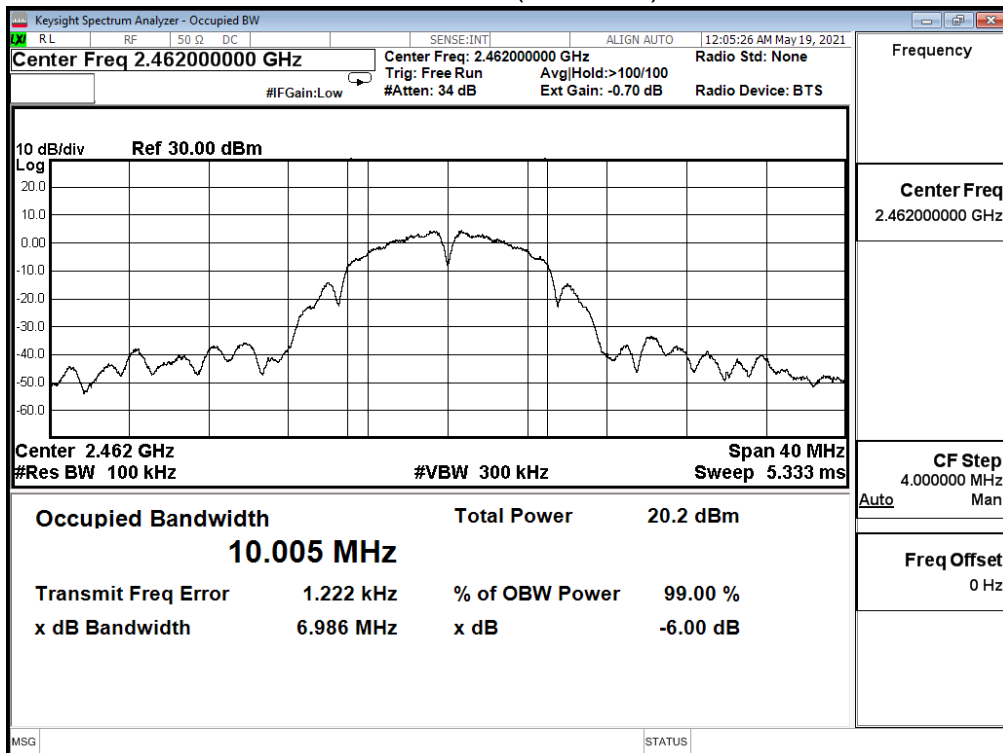




Channel 6 (2437MHz)



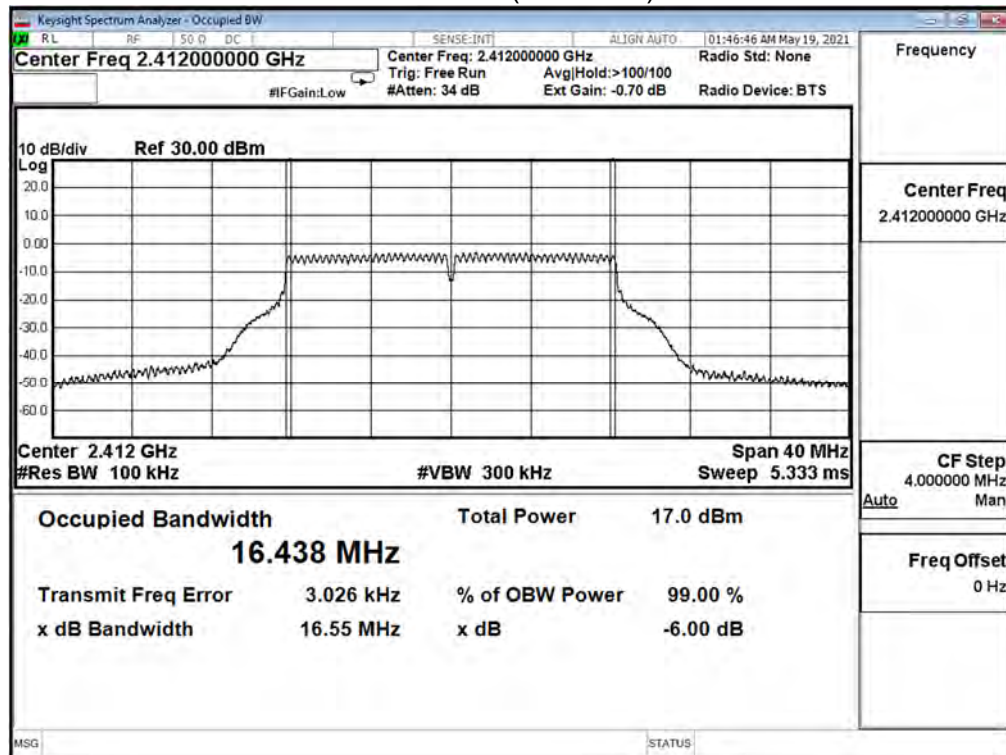
Channel 11 (2462MHz)



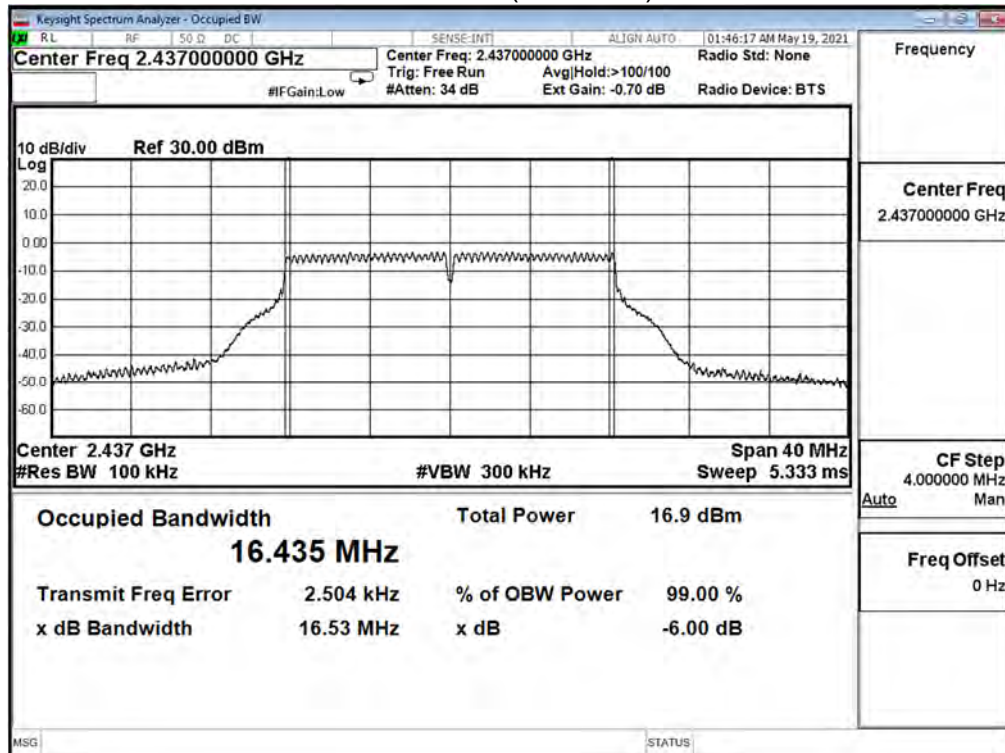
|                  |                                 |                |        |
|------------------|---------------------------------|----------------|--------|
| Product          | Mesh Wi-Fi Router               |                |        |
| Test Item        | DTS Bandwidth                   |                |        |
| Test Mode        | Mode 1: Transmit_Non-BF_EBM522U |                |        |
| Date of Test     | 2021/05/19                      | Test Site      | SR12-H |
| Temperature (°C) | 24                              | Humidity (%RH) | 67     |

| 802.11g (ANT 0) |                 |                     |             |        |
|-----------------|-----------------|---------------------|-------------|--------|
| Channel No.     | Frequency (MHz) | Measure Level (MHz) | Limit (MHz) | Result |
| 1               | 2412            | 16.550              | ≥0.5        | Pass   |
| 6               | 2437            | 16.530              | ≥0.5        | Pass   |
| 11              | 2462            | 16.540              | ≥0.5        | Pass   |

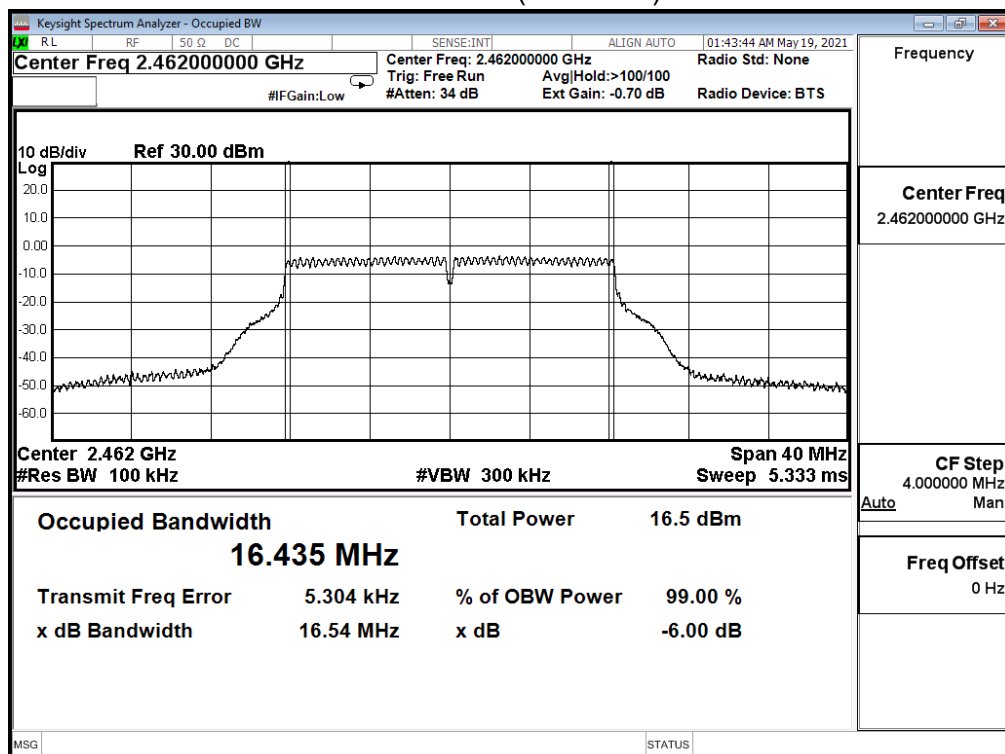
Channel 1 (2412MHz)



### Channel 6 (2437MHz)



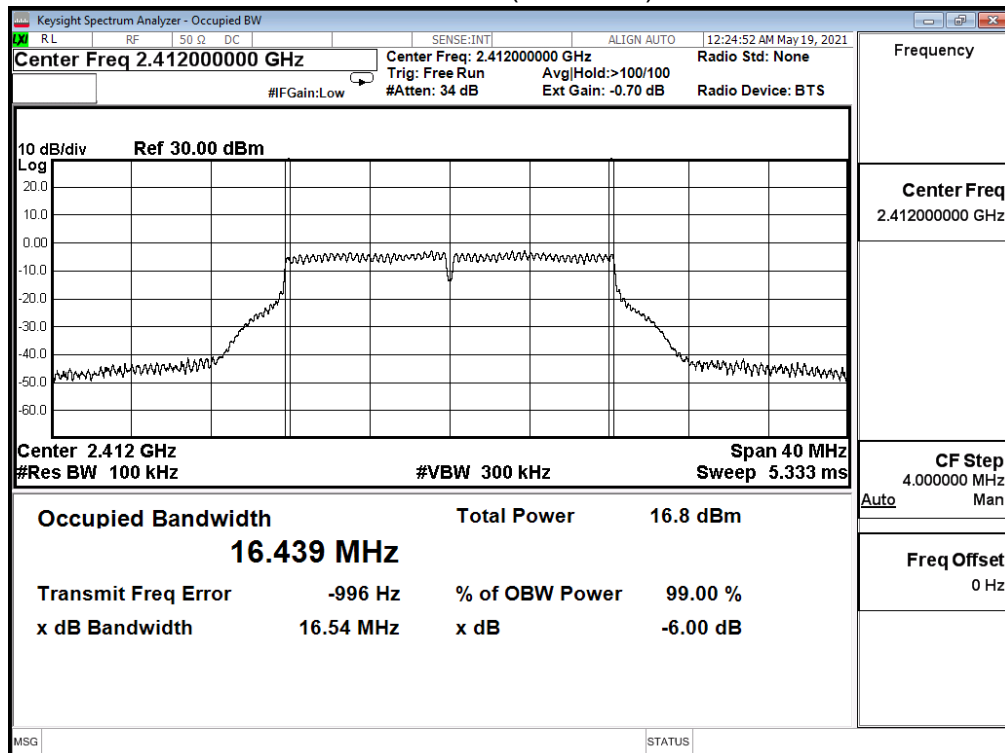
### Channel 11 (2462MHz)



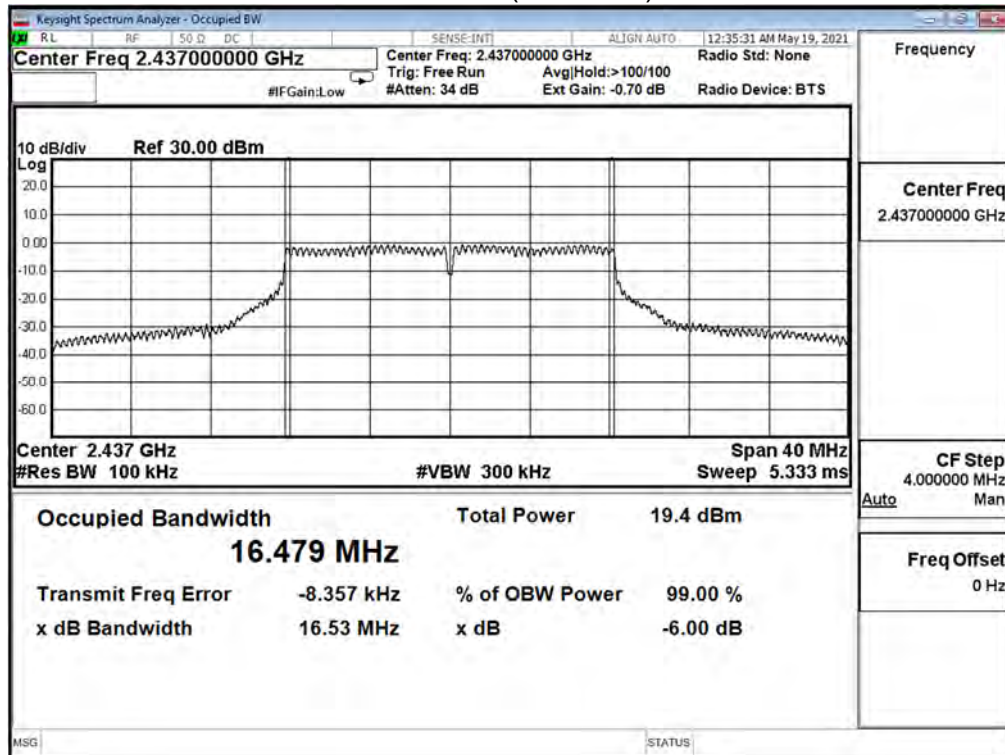
|                  |                                 |                |        |
|------------------|---------------------------------|----------------|--------|
| Product          | Mesh Wi-Fi Router               |                |        |
| Test Item        | DTS Bandwidth                   |                |        |
| Test Mode        | Mode 1: Transmit_Non-BF_EBM522U |                |        |
| Date of Test     | 2021/05/19                      | Test Site      | SR12-H |
| Temperature (°C) | 24                              | Humidity (%RH) | 67     |

| 802.11g (ANT 1) |                 |                     |             |        |
|-----------------|-----------------|---------------------|-------------|--------|
| Channel No.     | Frequency (MHz) | Measure Level (MHz) | Limit (MHz) | Result |
| 1               | 2412            | 16.540              | ≥0.5        | Pass   |
| 6               | 2437            | 16.530              | ≥0.5        | Pass   |
| 11              | 2462            | 16.550              | ≥0.5        | Pass   |

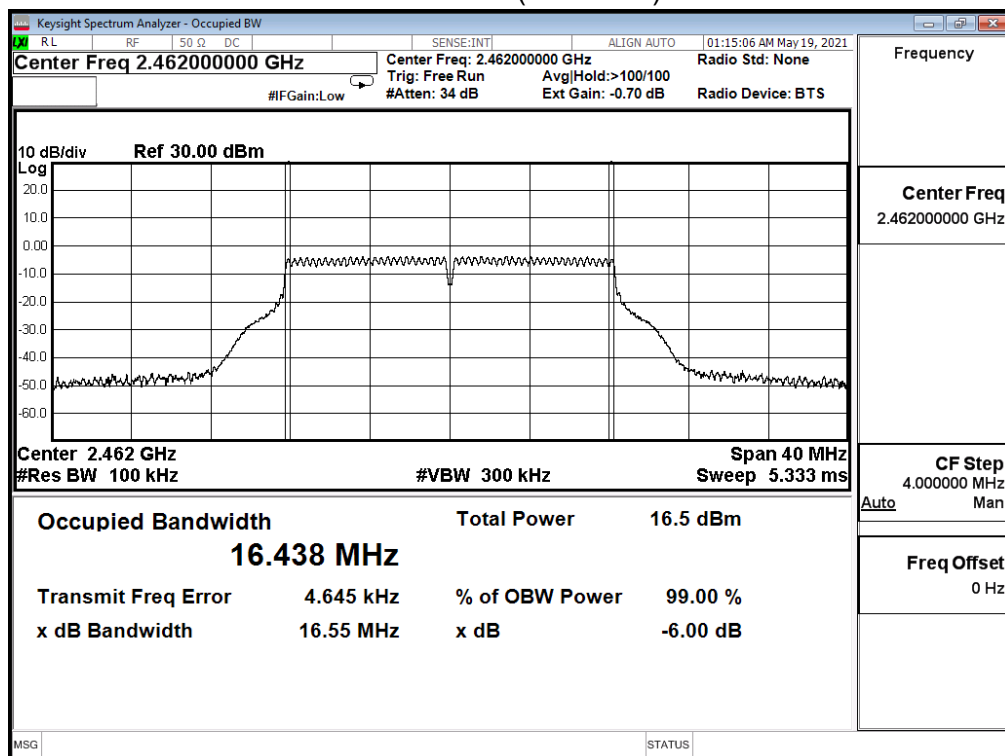
Channel 1 (2412MHz)



### Channel 6 (2437MHz)



### Channel 11 (2462MHz)

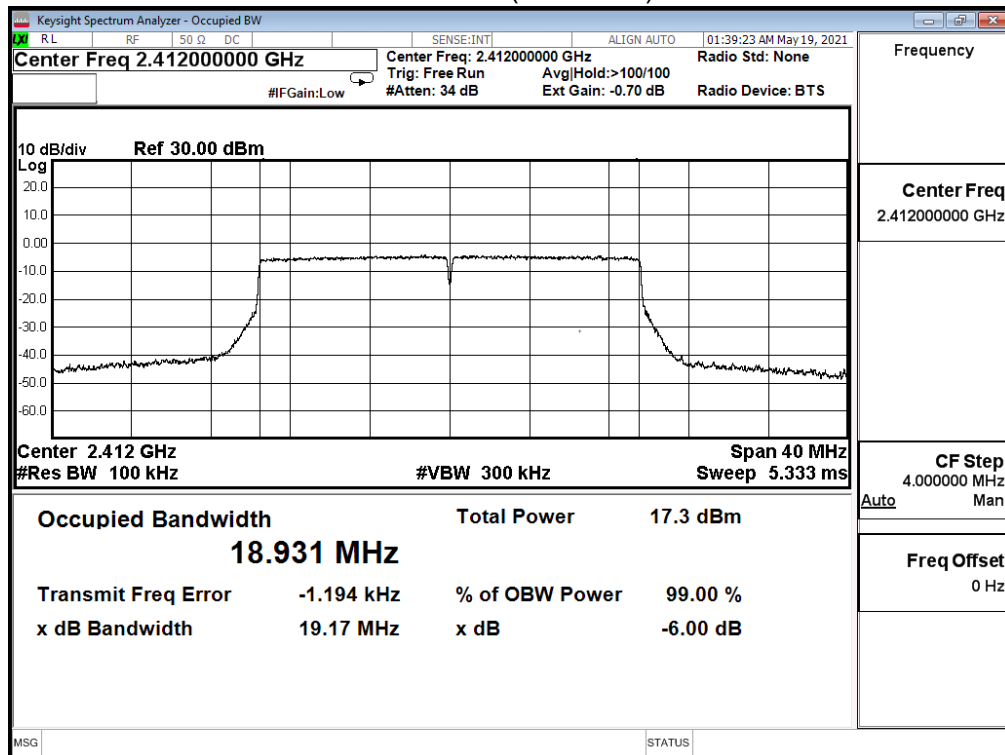




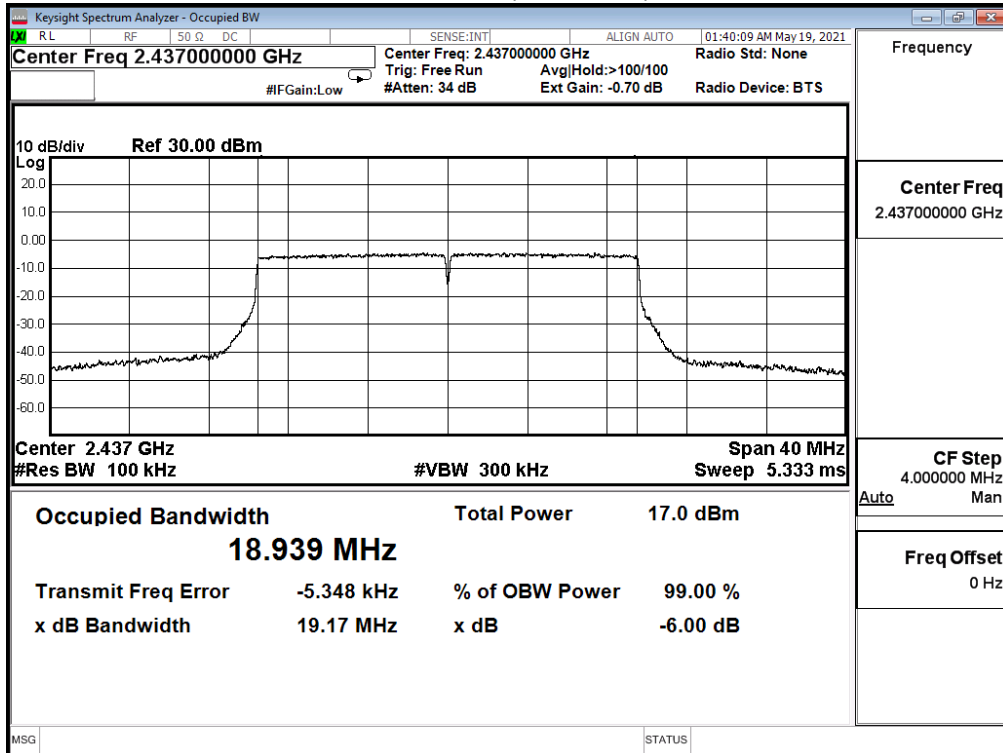
|                  |                                 |                |        |
|------------------|---------------------------------|----------------|--------|
| Product          | Mesh Wi-Fi Router               |                |        |
| Test Item        | DTS Bandwidth                   |                |        |
| Test Mode        | Mode 1: Transmit_Non-BF_EBM522U |                |        |
| Date of Test     | 2021/05/19                      | Test Site      | SR12-H |
| Temperature (°C) | 24                              | Humidity (%RH) | 67     |

| IEEE 802.11ax(20M)(ANT 0) |                 |                     |             |        |
|---------------------------|-----------------|---------------------|-------------|--------|
| Channel No.               | Frequency (MHz) | Measure Level (MHz) | Limit (MHz) | Result |
| 1                         | 2412            | 19.170              | ≥0.5        | Pass   |
| 6                         | 2437            | 19.170              | ≥0.5        | Pass   |
| 11                        | 2462            | 19.160              | ≥0.5        | Pass   |

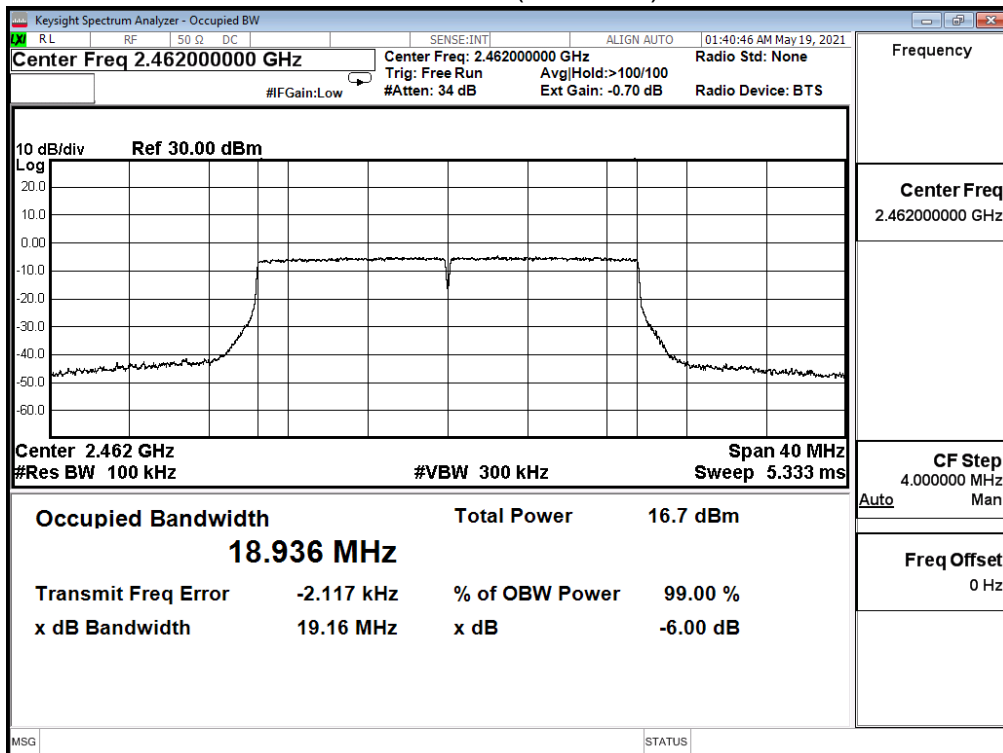
Channel 1 (2412MHz)



### Channel 6 (2437MHz)



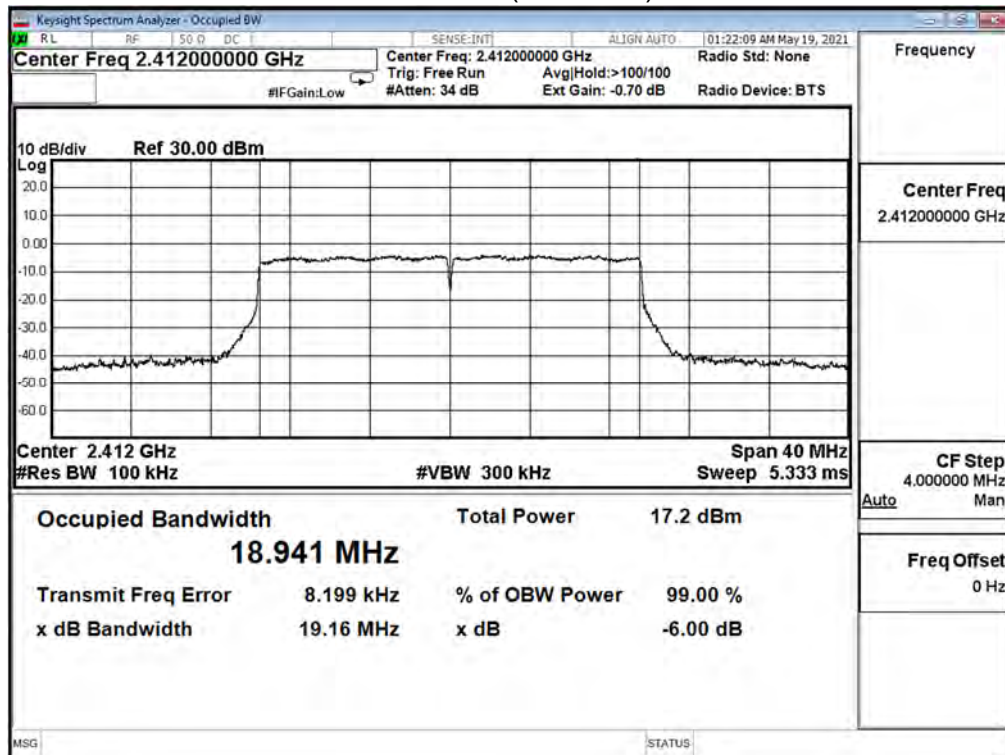
### Channel 11 (2462MHz)



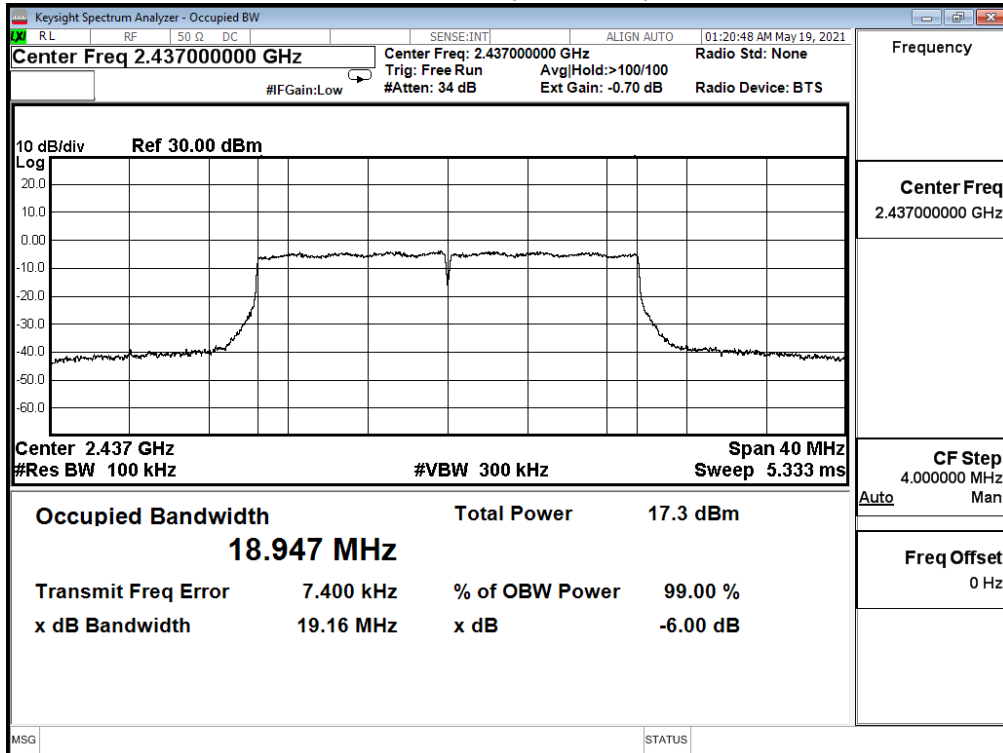
|                  |                                 |                |        |
|------------------|---------------------------------|----------------|--------|
| Product          | Mesh Wi-Fi Router               |                |        |
| Test Item        | DTS Bandwidth                   |                |        |
| Test Mode        | Mode 1: Transmit_Non-BF_EBM522U |                |        |
| Date of Test     | 2021/05/19                      | Test Site      | SR12-H |
| Temperature (°C) | 24                              | Humidity (%RH) | 67     |

| IEEE 802.11ax(20M)(ANT 1) |                 |                     |             |        |
|---------------------------|-----------------|---------------------|-------------|--------|
| Channel No.               | Frequency (MHz) | Measure Level (MHz) | Limit (MHz) | Result |
| 1                         | 2412            | 19.160              | ≥0.5        | Pass   |
| 6                         | 2437            | 19.160              | ≥0.5        | Pass   |
| 11                        | 2462            | 19.160              | ≥0.5        | Pass   |

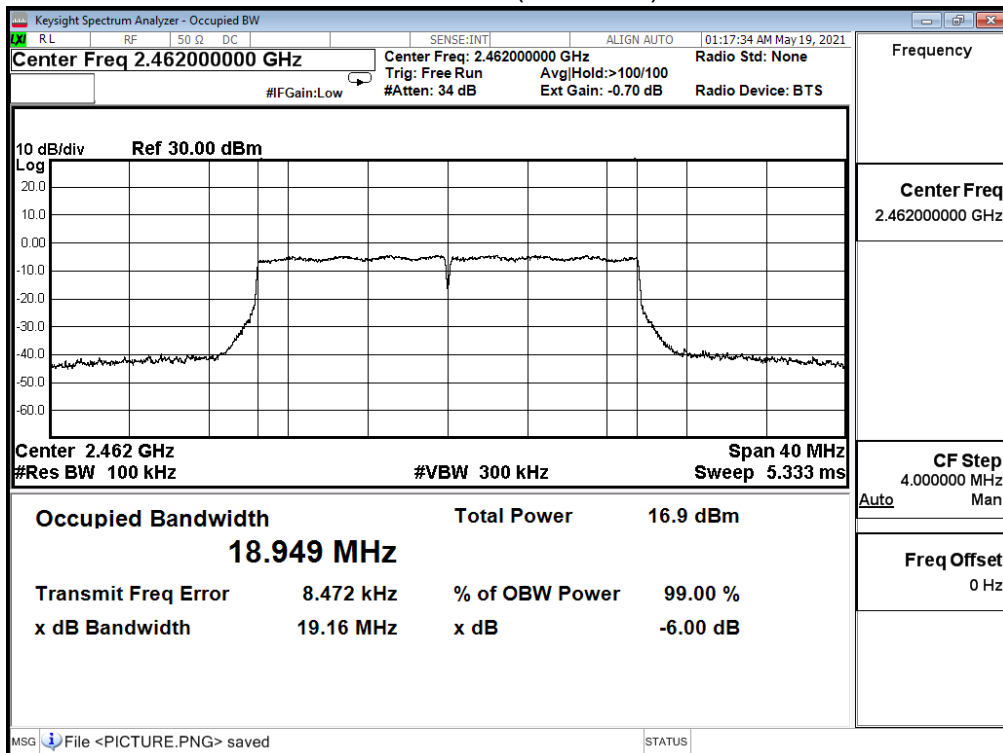
Channel 1 (2412MHz)



### Channel 6 (2437MHz)



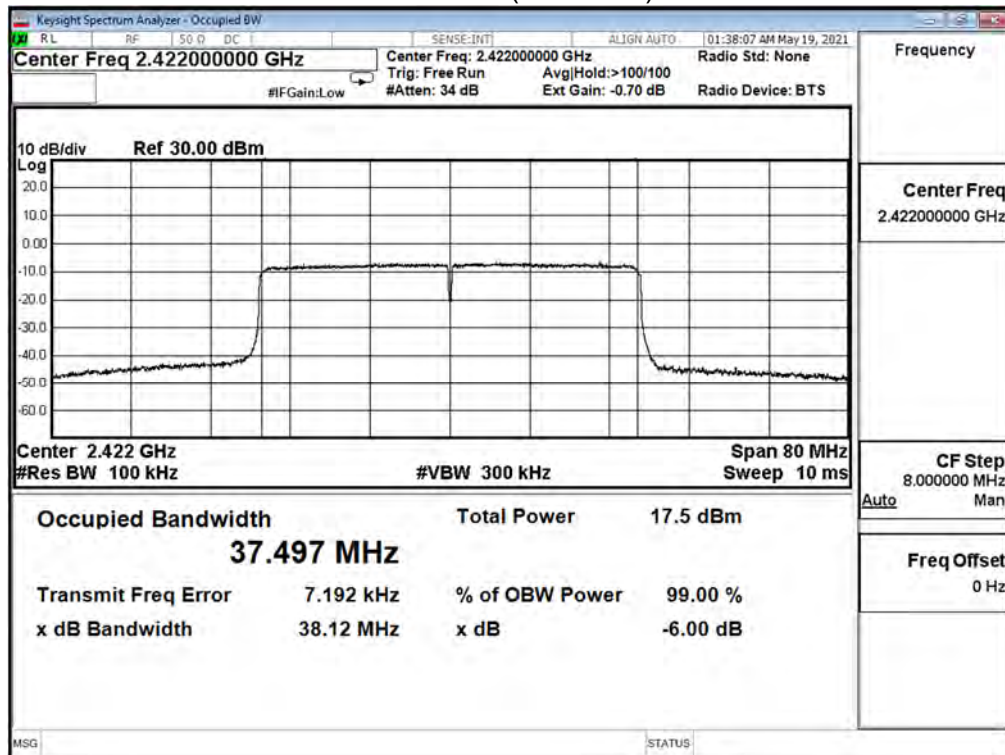
### Channel 11 (2462MHz)



|                  |                                 |                |        |
|------------------|---------------------------------|----------------|--------|
| Product          | Mesh Wi-Fi Router               |                |        |
| Test Item        | DTS Bandwidth                   |                |        |
| Test Mode        | Mode 1: Transmit_Non-BF_EBM522U |                |        |
| Date of Test     | 2021/05/19                      | Test Site      | SR12-H |
| Temperature (°C) | 24                              | Humidity (%RH) | 67     |

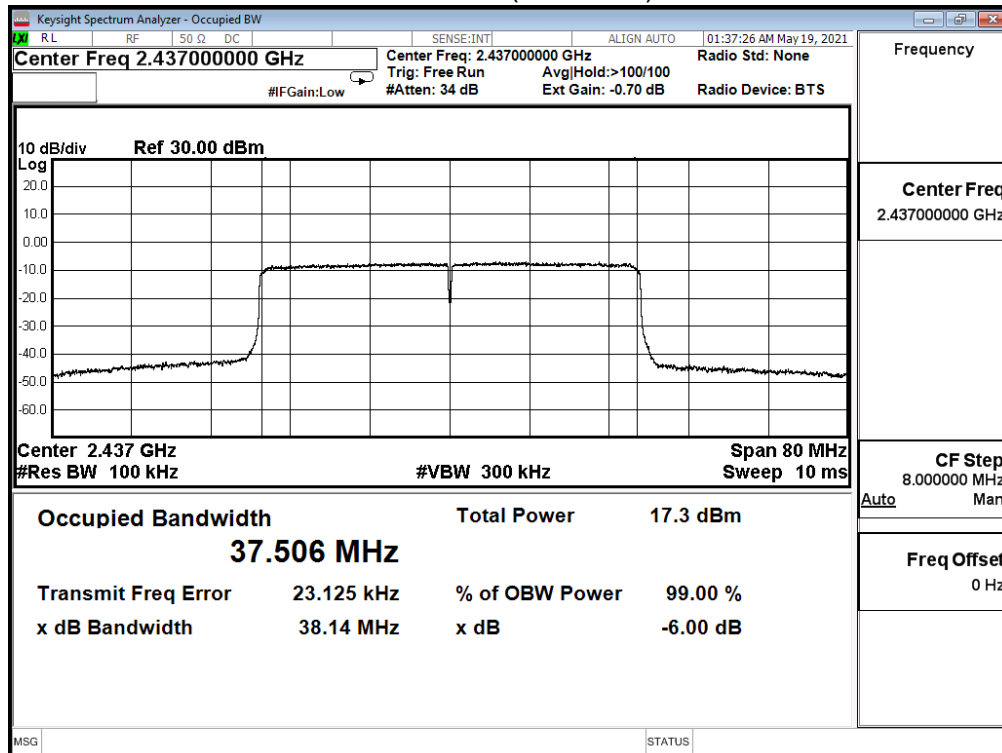
| IEEE 802.11ax(40M)(ANT 0) |                 |                     |             |        |
|---------------------------|-----------------|---------------------|-------------|--------|
| Channel No.               | Frequency (MHz) | Measure Level (MHz) | Limit (MHz) | Result |
| 3                         | 2422            | 38.120              | ≥0.5        | Pass   |
| 6                         | 2437            | 38.140              | ≥0.5        | Pass   |
| 9                         | 2452            | 38.140              | ≥0.5        | Pass   |

Channel 3 (2422MHz)

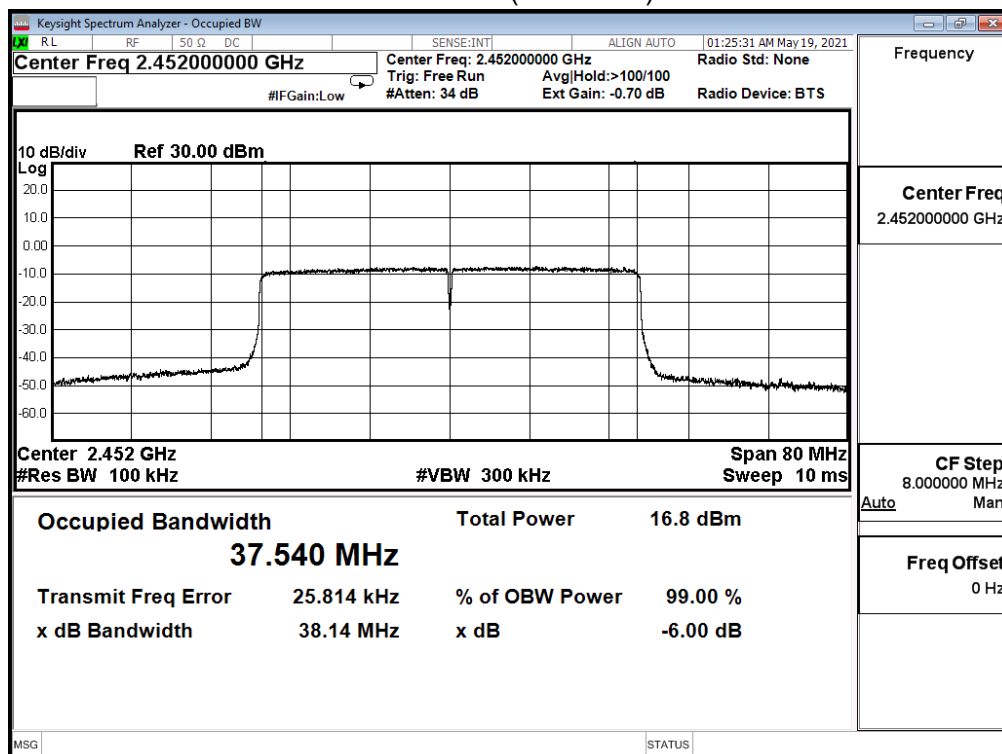




### Channel 6 (2437MHz)



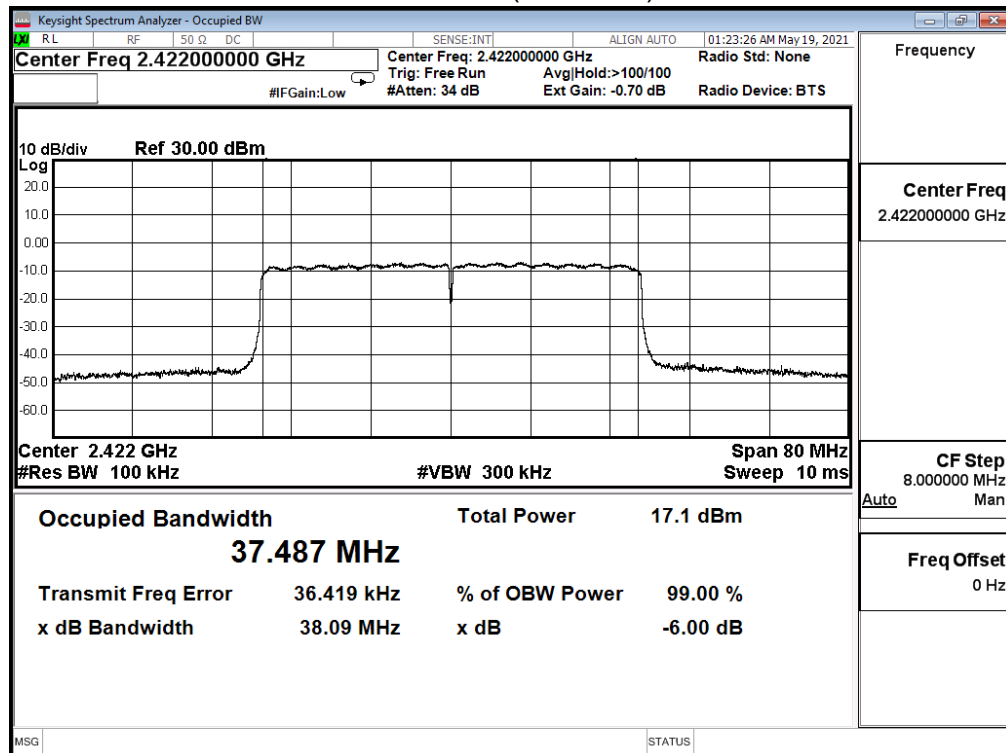
### Channel 9 (2452MHz)



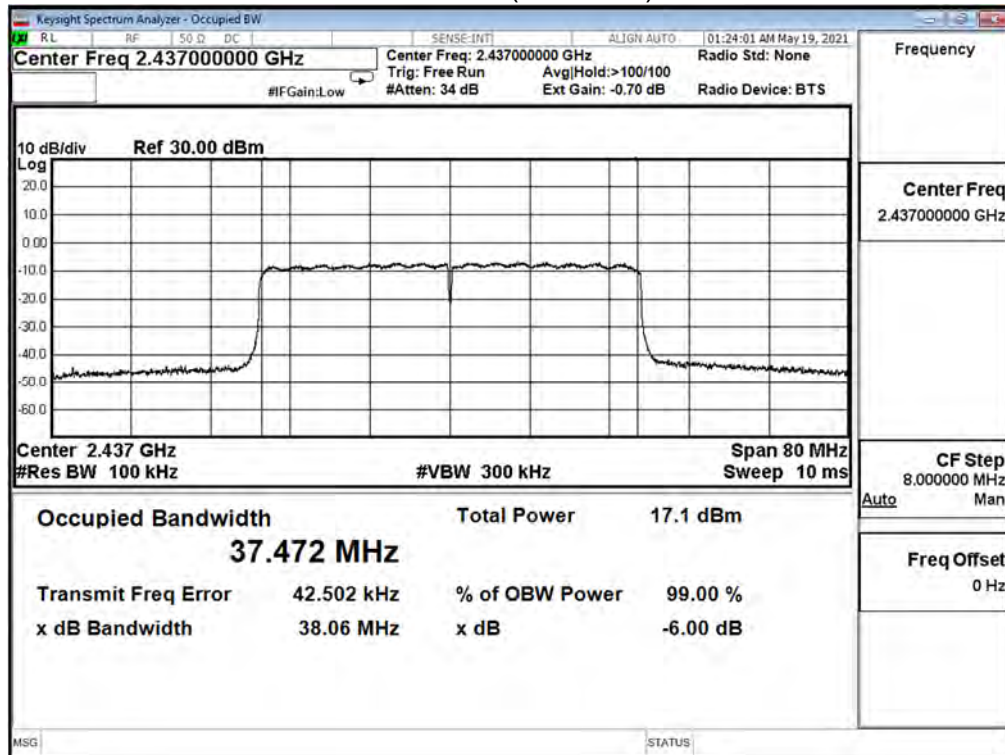
|                  |                                 |                |        |
|------------------|---------------------------------|----------------|--------|
| Product          | Mesh Wi-Fi Router               |                |        |
| Test Item        | DTS Bandwidth                   |                |        |
| Test Mode        | Mode 1: Transmit_Non-BF_EBM522U |                |        |
| Date of Test     | 2021/05/19                      | Test Site      | SR12-H |
| Temperature (°C) | 24                              | Humidity (%RH) | 67     |

| IEEE 802.11ax(40M)(ANT 1) |                 |                     |             |        |
|---------------------------|-----------------|---------------------|-------------|--------|
| Channel No.               | Frequency (MHz) | Measure Level (MHz) | Limit (MHz) | Result |
| 3                         | 2422            | 38.090              | ≥0.5        | Pass   |
| 6                         | 2437            | 38.060              | ≥0.5        | Pass   |
| 9                         | 2452            | 38.110              | ≥0.5        | Pass   |

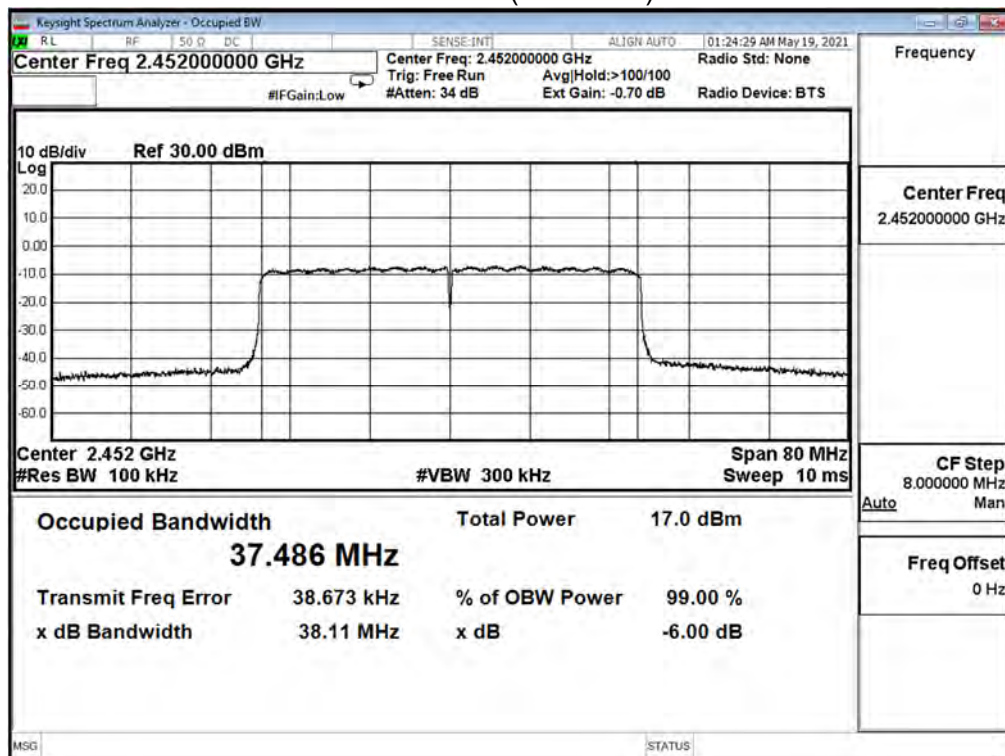
Channel 3 (2422MHz)



### Channel 6 (2437MHz)

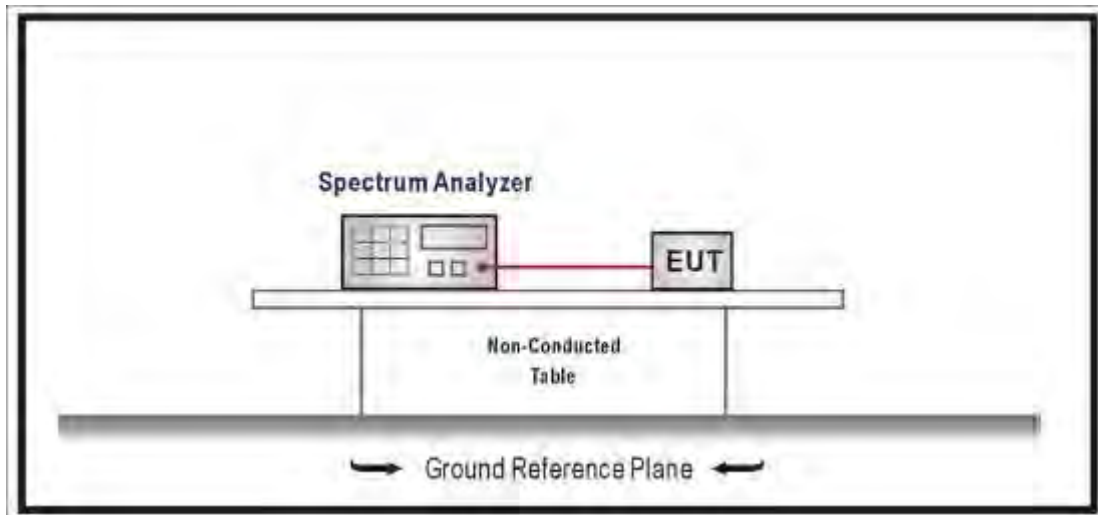


### Channel 9 (2452MHz)



## 8. Occupied Bandwidth

### 8.1. Test Setup



### 8.2. Test Procedures

The EUT was setup according to ANSI C63.10: 2013; tested according to DTS test procedure of KDB 558074 D01 v05r02 for compliance to FCC 47CFR 15.247 requirements.

Set RBW = 1-5% of the OBW, Set the VBW  $\geq 3 \times$  RBW, Sweep Time=Auto.

### 8.3. Limits

N/A

### 8.4. Test Specification

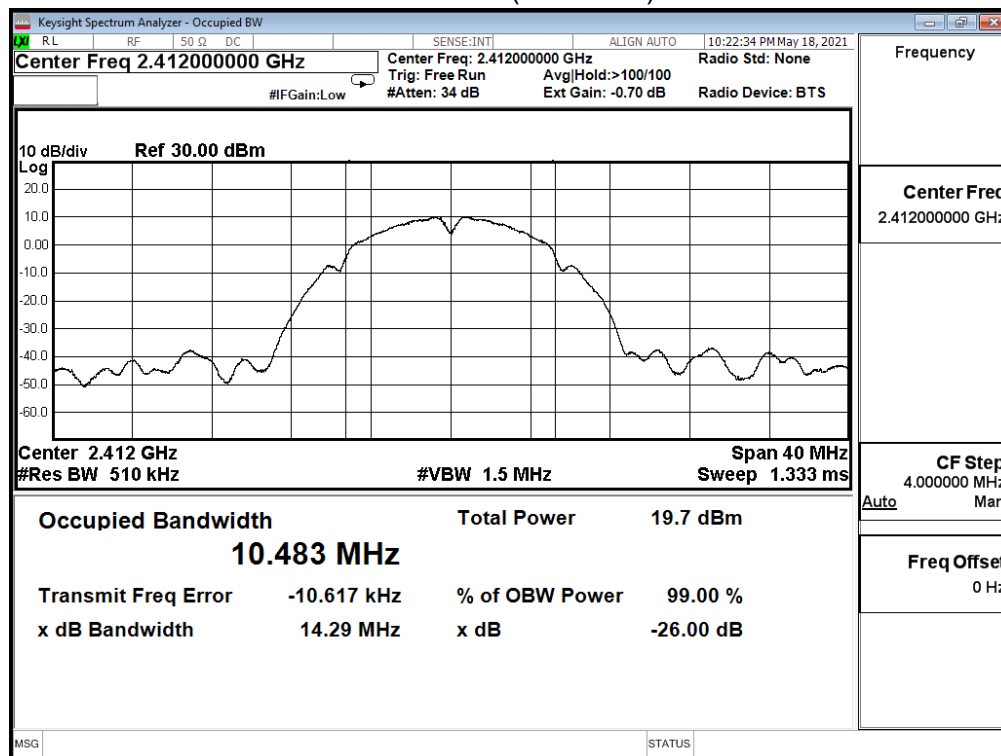
According to FCC Part 15 Subpart C Paragraph 15.247: 2019

### 8.5. Test Result

|                  |                                 |                |        |
|------------------|---------------------------------|----------------|--------|
| Product          | Mesh Wi-Fi Router               |                |        |
| Test Item        | Occupied Bandwidth              |                |        |
| Test Mode        | Mode 1: Transmit_Non-BF_EBM522U |                |        |
| Date of Test     | 2021/05/18                      | Test Site      | SR12-H |
| Temperature (°C) | 25.5                            | Humidity (%RH) | 60.0   |

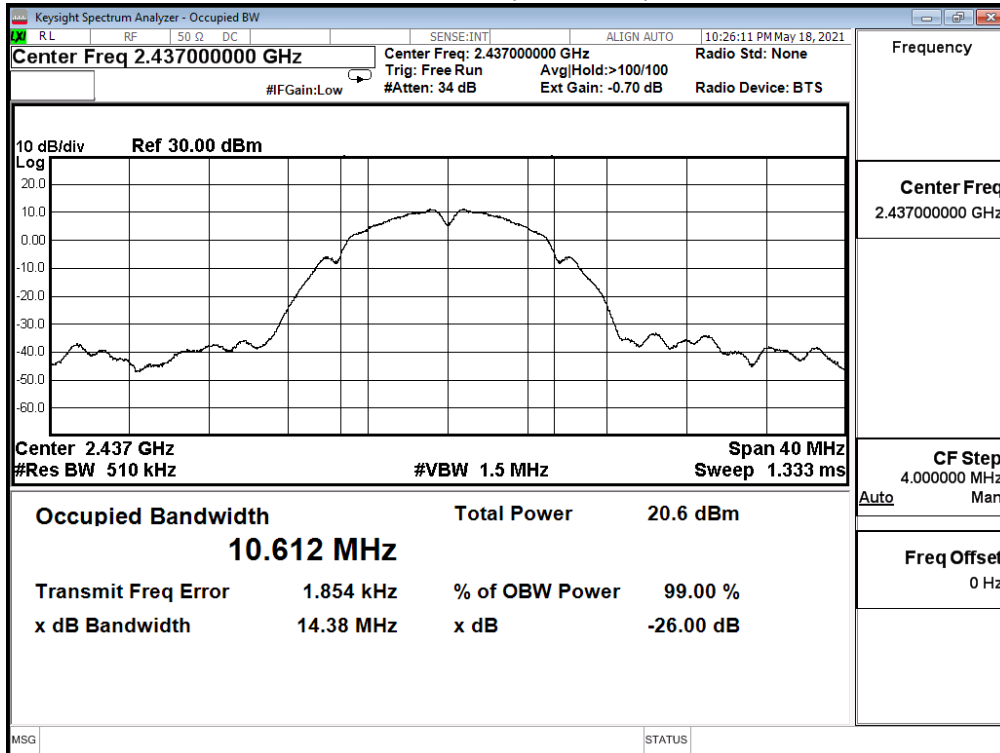
| 802.11b (ANT 0) |                 |                     |             |
|-----------------|-----------------|---------------------|-------------|
| Channel No.     | Frequency (MHz) | Measure Level (MHz) | Limit (MHz) |
| 1               | 2412            | 10.483              | --          |
| 6               | 2437            | 10.612              | --          |
| 11              | 2462            | 10.491              | --          |

Channel 1 (2412MHz)

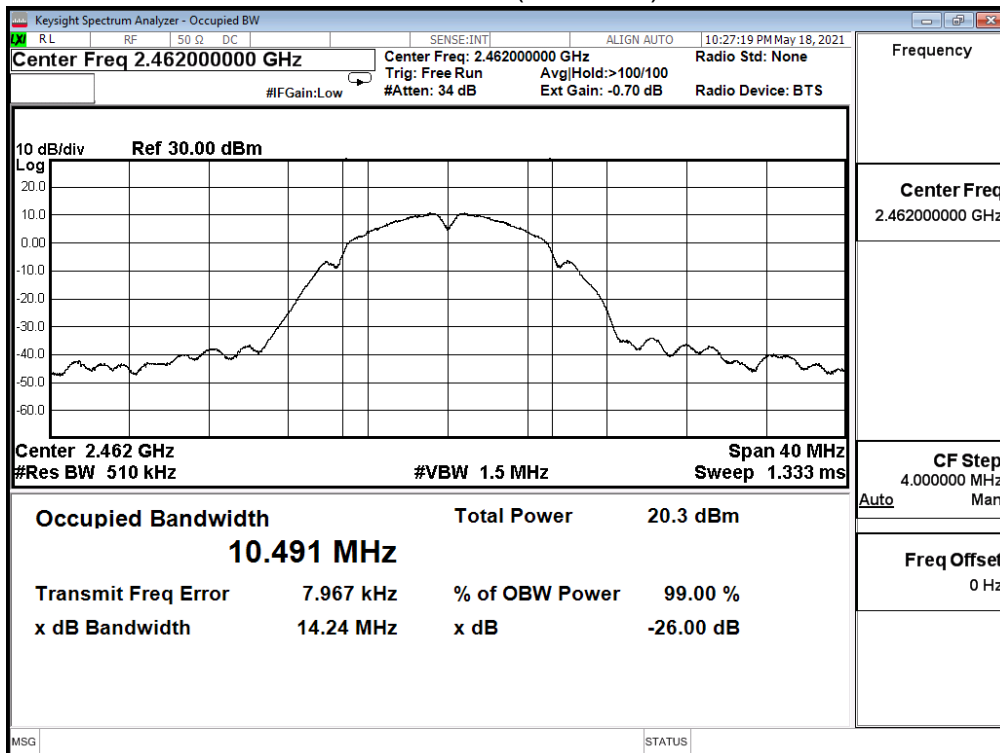




### Channel 6 (2437MHz)



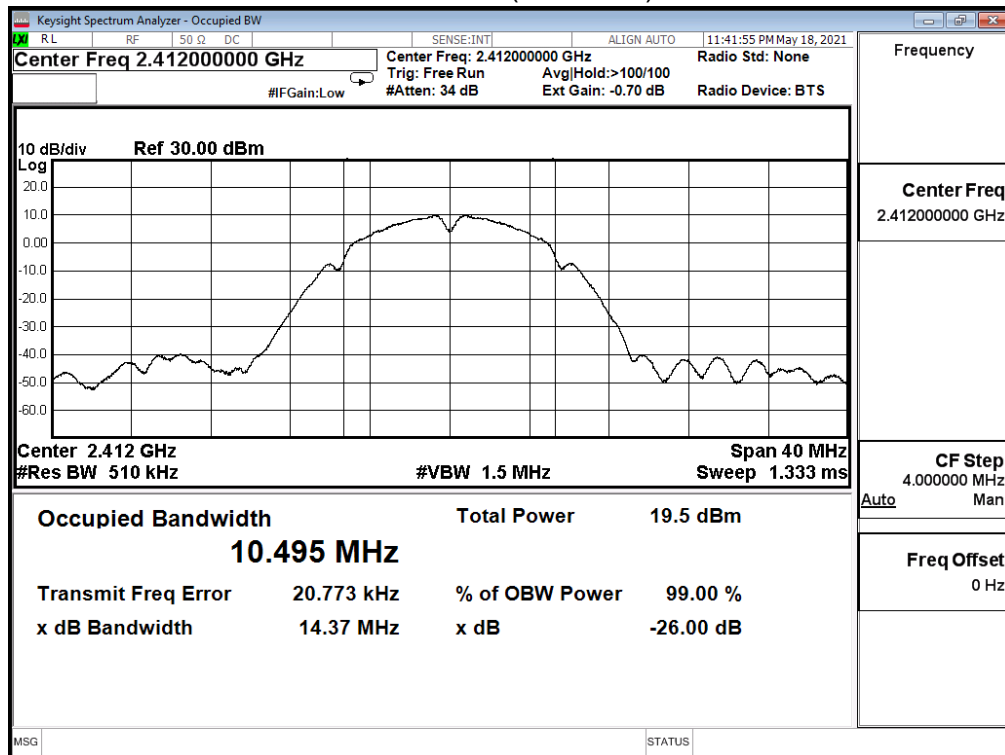
### Channel 11 (2462MHz)



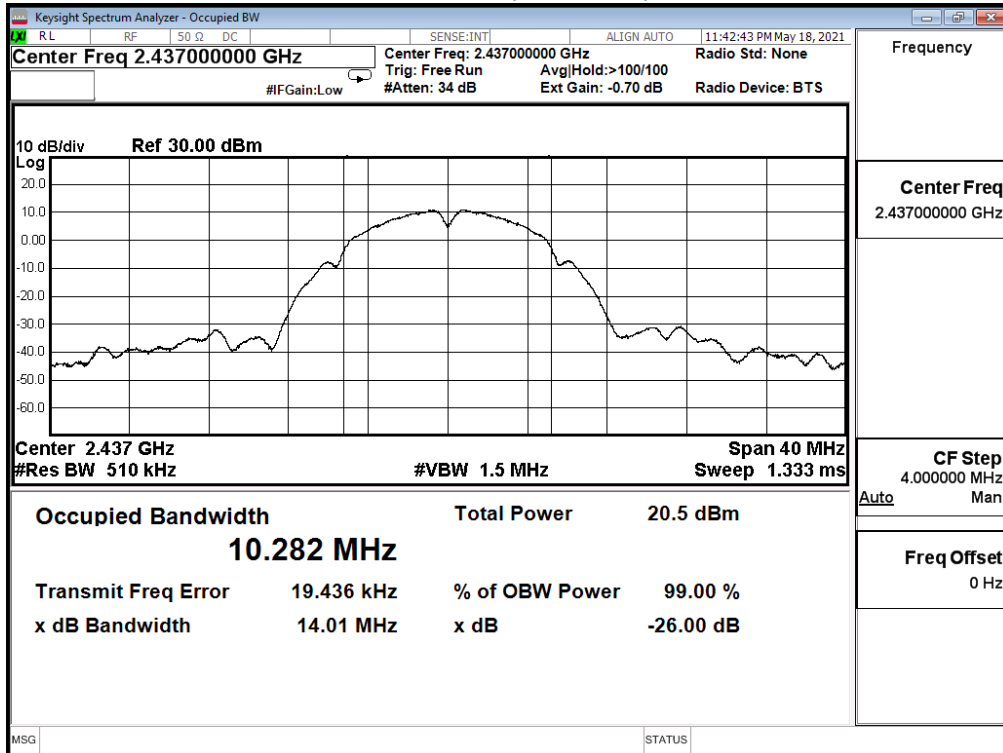
|                  |                                 |                |        |
|------------------|---------------------------------|----------------|--------|
| Product          | Mesh Wi-Fi Router               |                |        |
| Test Item        | Occupied Bandwidth              |                |        |
| Test Mode        | Mode 1: Transmit_Non-BF_EBM522U |                |        |
| Date of Test     | 2021/05/18                      | Test Site      | SR12-H |
| Temperature (°C) | 25.5                            | Humidity (%RH) | 60.0   |

| 802.11b (ANT 1) |                 |                     |             |
|-----------------|-----------------|---------------------|-------------|
| Channel No.     | Frequency (MHz) | Measure Level (MHz) | Limit (MHz) |
| 1               | 2412            | 10.495              | ---         |
| 6               | 2437            | 10.282              | ---         |
| 11              | 2462            | 10.008              | ---         |

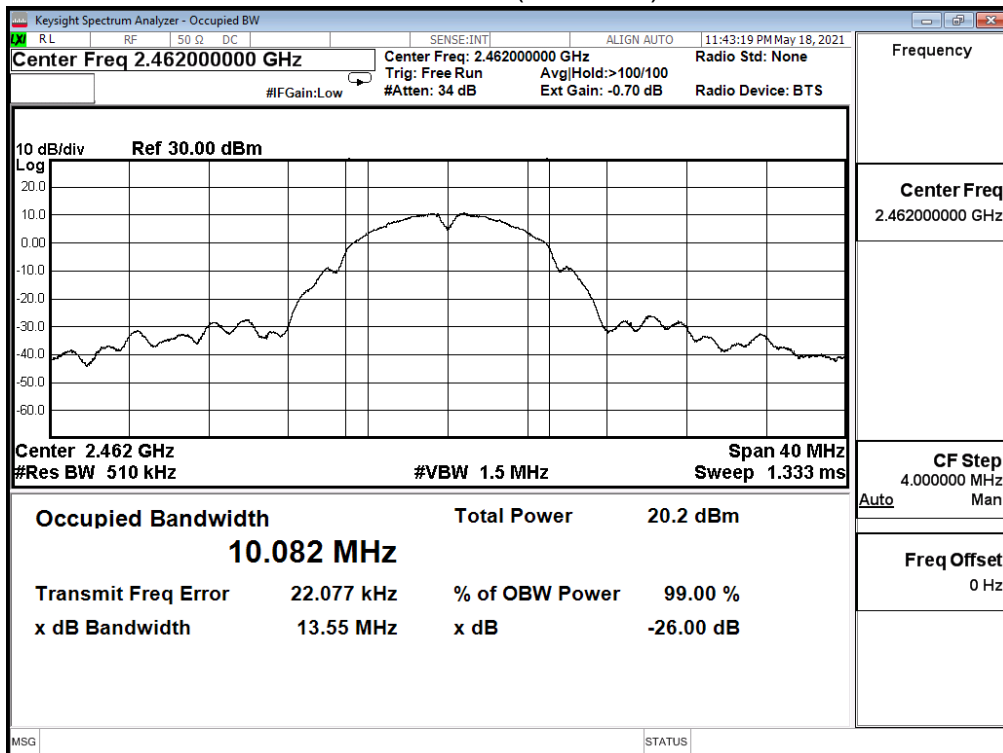
Channel 1 (2412MHz)



### Channel 6 (2437MHz)



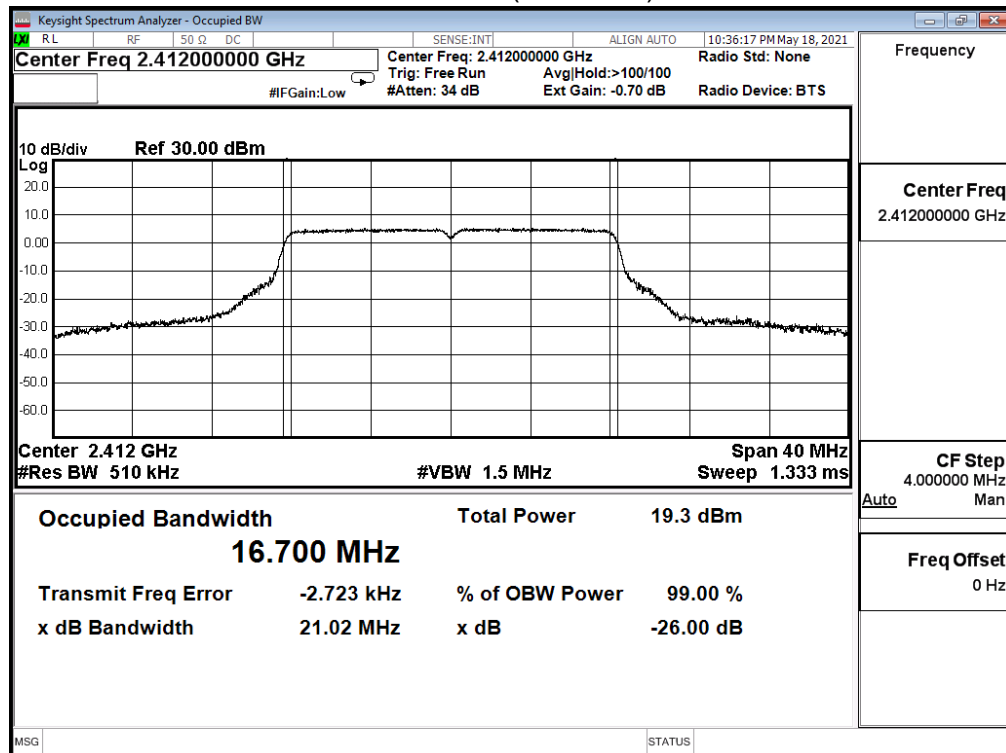
### Channel 11 (2462MHz)



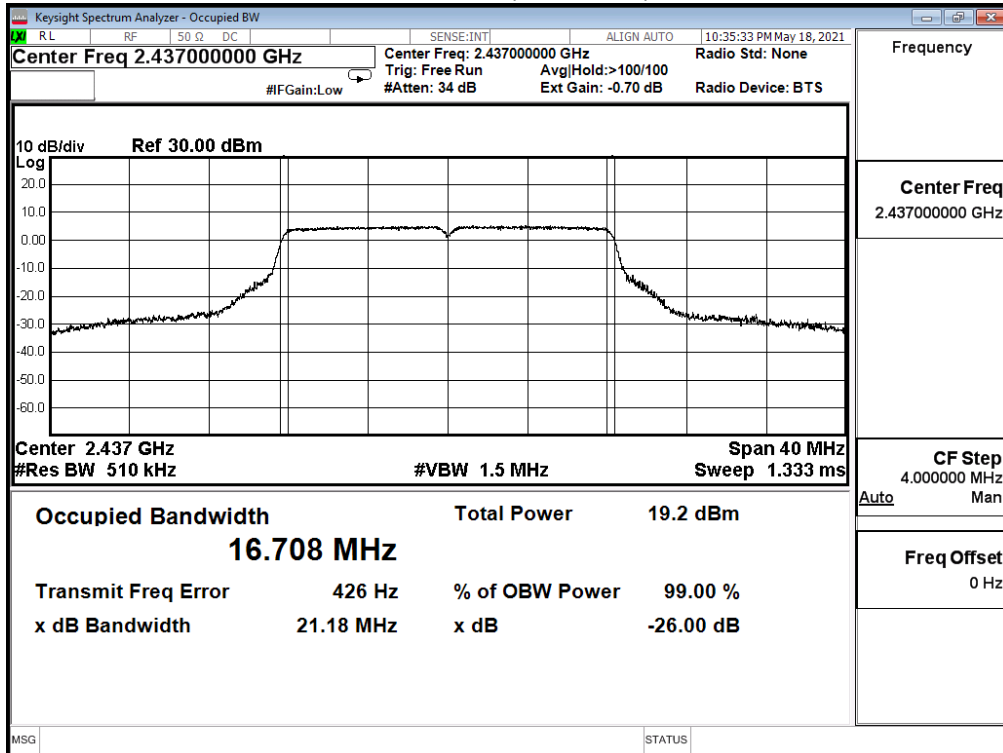
|                  |                                 |                |        |
|------------------|---------------------------------|----------------|--------|
| Product          | Mesh Wi-Fi Router               |                |        |
| Test Item        | Occupied Bandwidth              |                |        |
| Test Mode        | Mode 1: Transmit_Non-BF_EBM522U |                |        |
| Date of Test     | 2021/05/18                      | Test Site      | SR12-H |
| Temperature (°C) | 25.5                            | Humidity (%RH) | 60.0   |

| 802.11g (ANT 0) |                 |                     |             |
|-----------------|-----------------|---------------------|-------------|
| Channel No.     | Frequency (MHz) | Measure Level (MHz) | Limit (MHz) |
| 1               | 2412            | 16.700              | ---         |
| 6               | 2437            | 16.708              | ---         |
| 11              | 2462            | 16.693              | ---         |

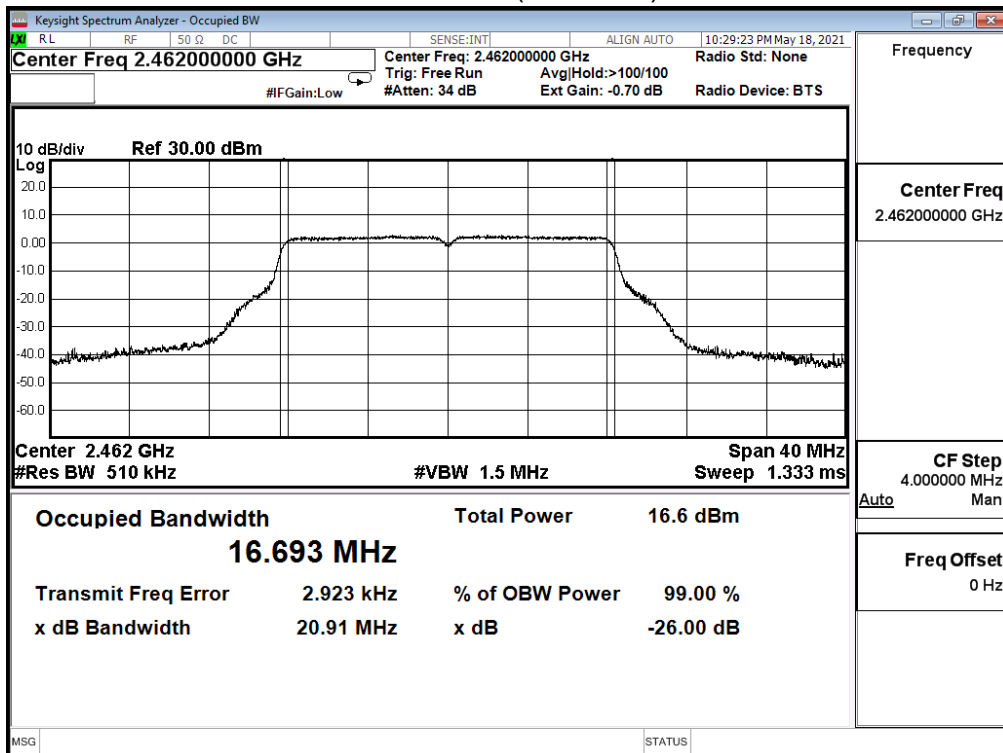
Channel 1 (2412MHz)



### Channel 6 (2437MHz)



### Channel 11 (2462MHz)

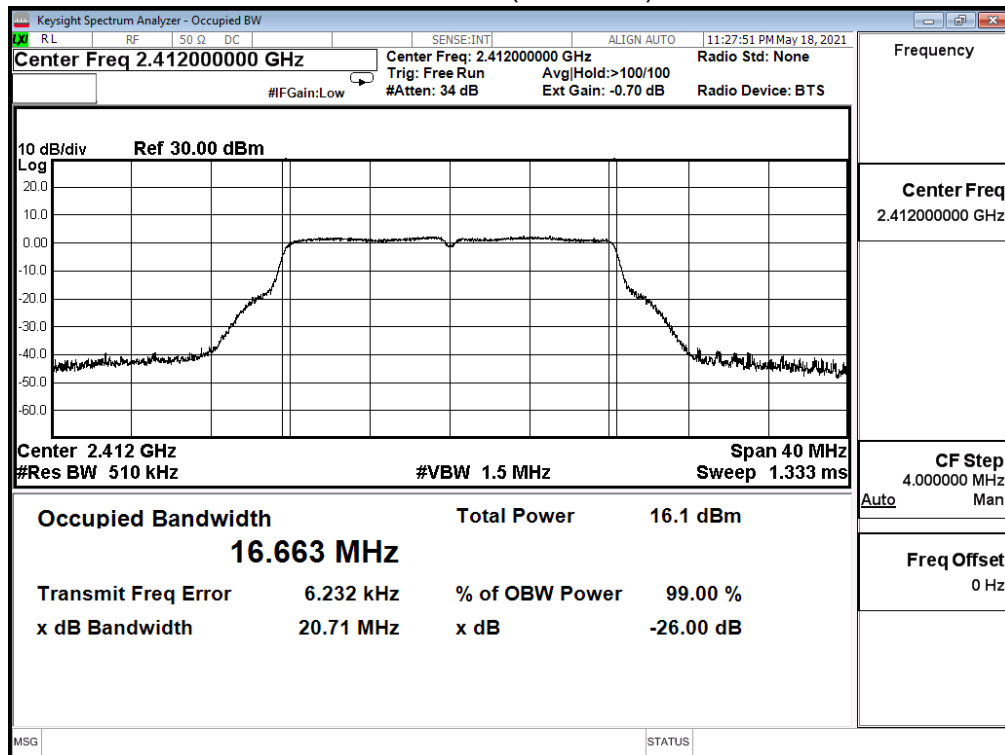




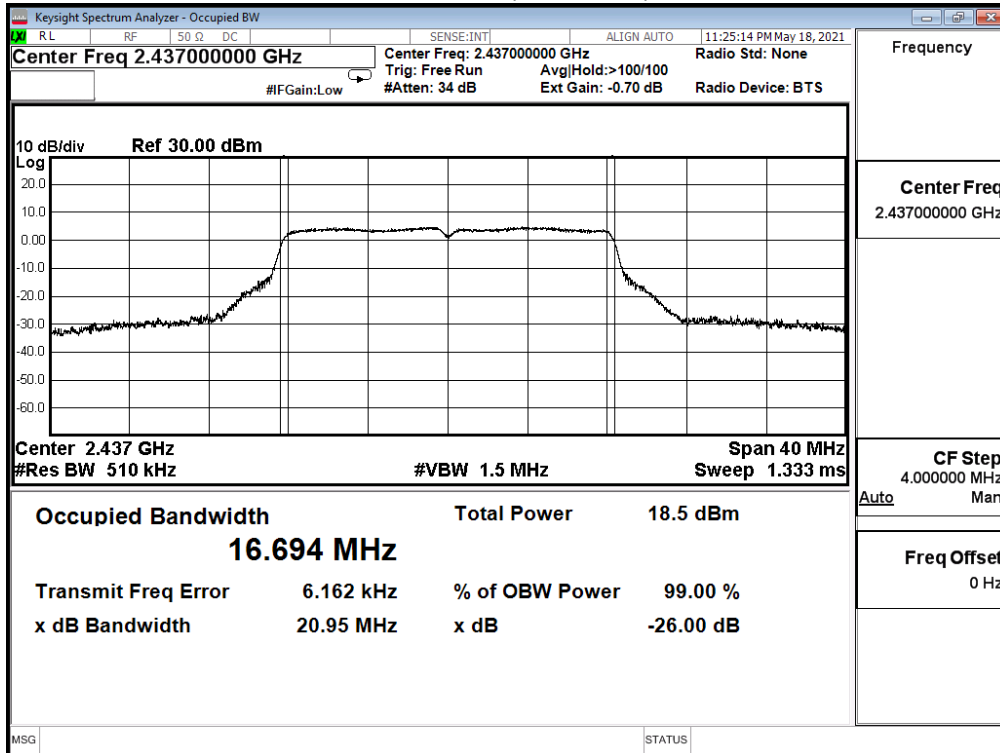
|                  |                                 |                |        |
|------------------|---------------------------------|----------------|--------|
| Product          | Mesh Wi-Fi Router               |                |        |
| Test Item        | Occupied Bandwidth              |                |        |
| Test Mode        | Mode 1: Transmit_Non-BF_EBM522U |                |        |
| Date of Test     | 2021/05/18                      | Test Site      | SR12-H |
| Temperature (°C) | 25.5                            | Humidity (%RH) | 60.0   |

| 802.11g (ANT 1) |                 |                     |             |
|-----------------|-----------------|---------------------|-------------|
| Channel No.     | Frequency (MHz) | Measure Level (MHz) | Limit (MHz) |
| 1               | 2412            | 16.663              | ---         |
| 6               | 2437            | 16.694              | ---         |
| 11              | 2462            | 16.677              | ---         |

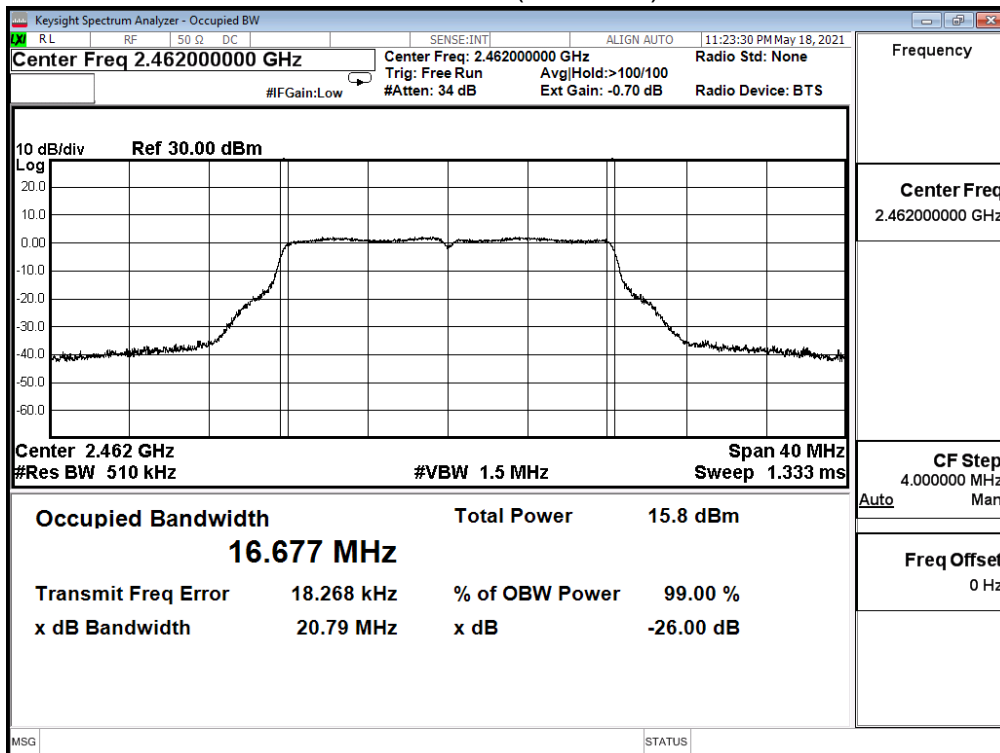
Channel 1 (2412MHz)



### Channel 6 (2437MHz)



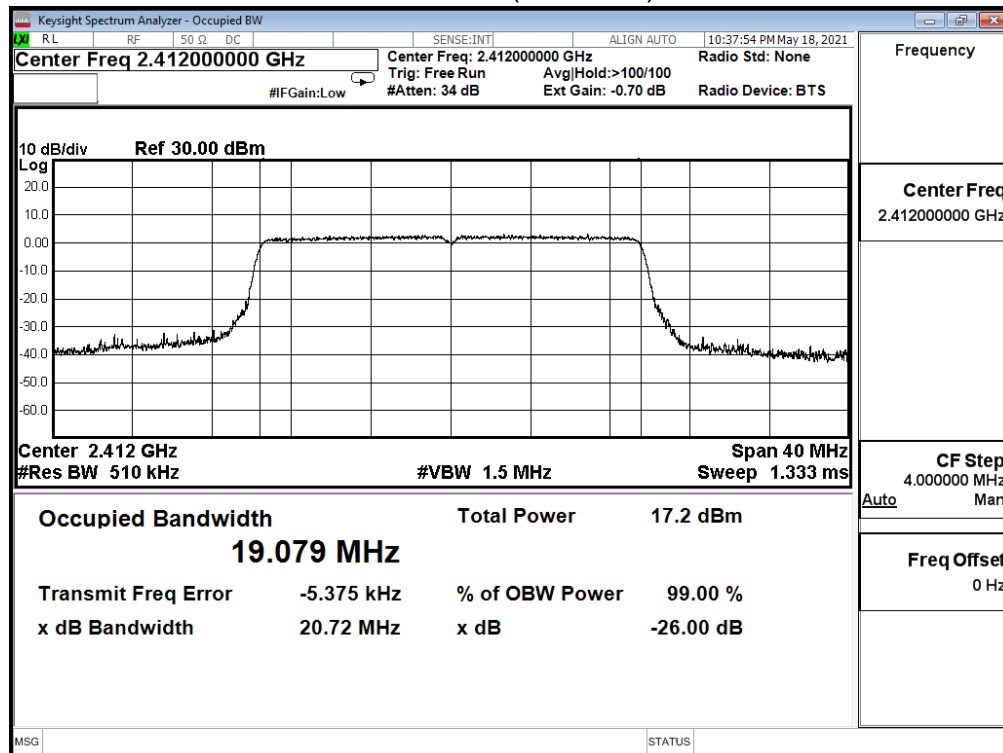
### Channel 11 (2462MHz)



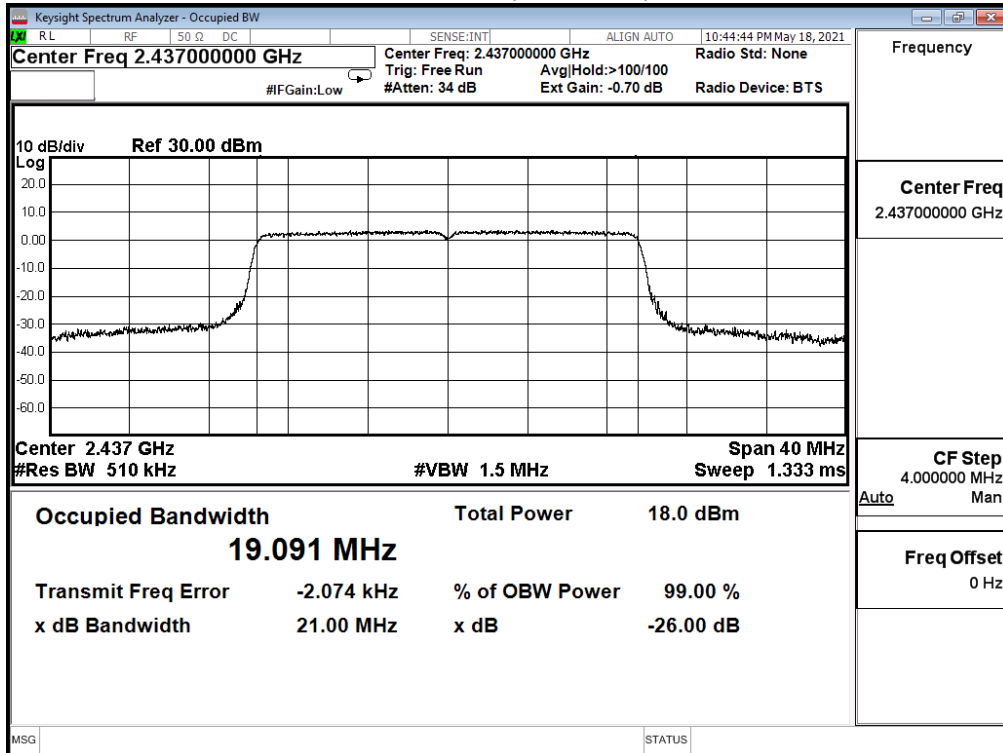
|                  |                                 |                |        |
|------------------|---------------------------------|----------------|--------|
| Product          | Mesh Wi-Fi Router               |                |        |
| Test Item        | Occupied Bandwidth              |                |        |
| Test Mode        | Mode 1: Transmit_Non-BF_EBM522U |                |        |
| Date of Test     | 2021/05/18                      | Test Site      | SR12-H |
| Temperature (°C) | 25.5                            | Humidity (%RH) | 60.0   |

| IEEE 802.11ax(20M)(ANT 0) |                 |                     |             |
|---------------------------|-----------------|---------------------|-------------|
| Channel No.               | Frequency (MHz) | Measure Level (MHz) | Limit (MHz) |
| 1                         | 2412            | 19.079              | ---         |
| 6                         | 2437            | 19.091              | ---         |
| 11                        | 2462            | 19.086              | ---         |

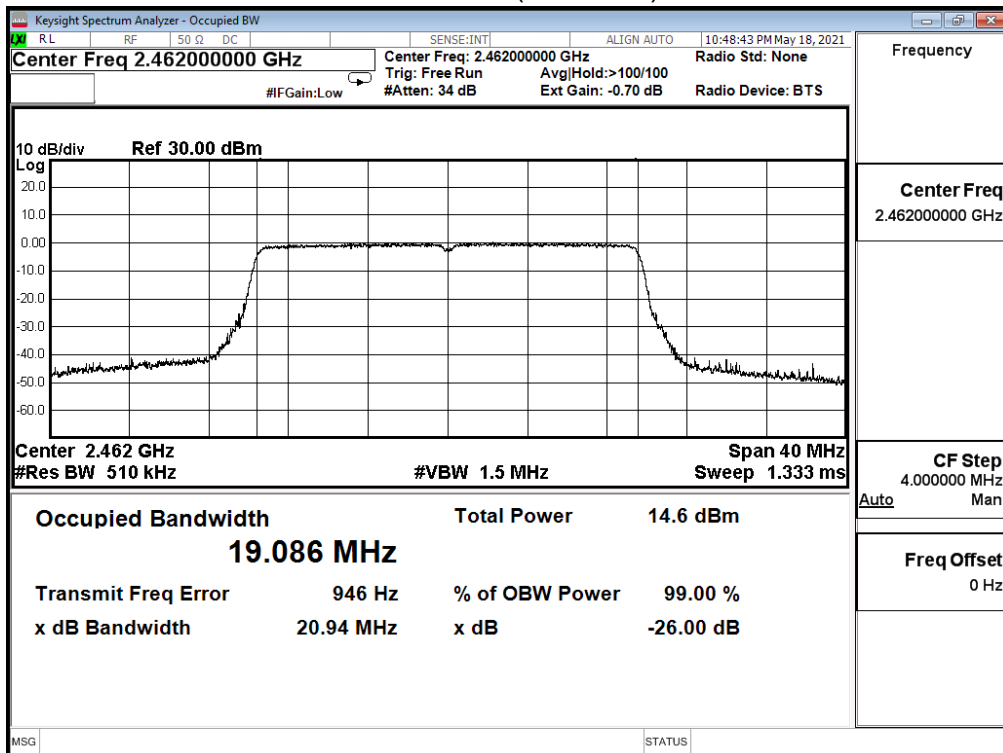
Channel 1 (2412MHz)



### Channel 6 (2437MHz)



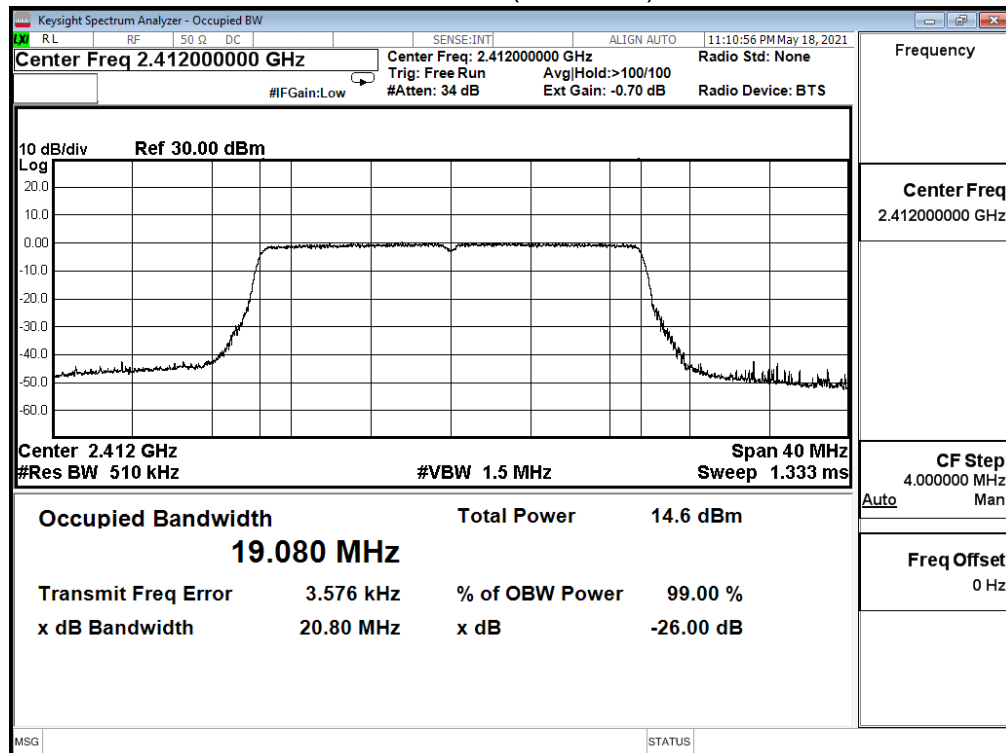
### Channel 11 (2462MHz)



|                  |                                 |                |        |
|------------------|---------------------------------|----------------|--------|
| Product          | Mesh Wi-Fi Router               |                |        |
| Test Item        | Occupied Bandwidth              |                |        |
| Test Mode        | Mode 1: Transmit_Non-BF_EBM522U |                |        |
| Date of Test     | 2021/05/18                      | Test Site      | SR12-H |
| Temperature (°C) | 25.5                            | Humidity (%RH) | 60.0   |

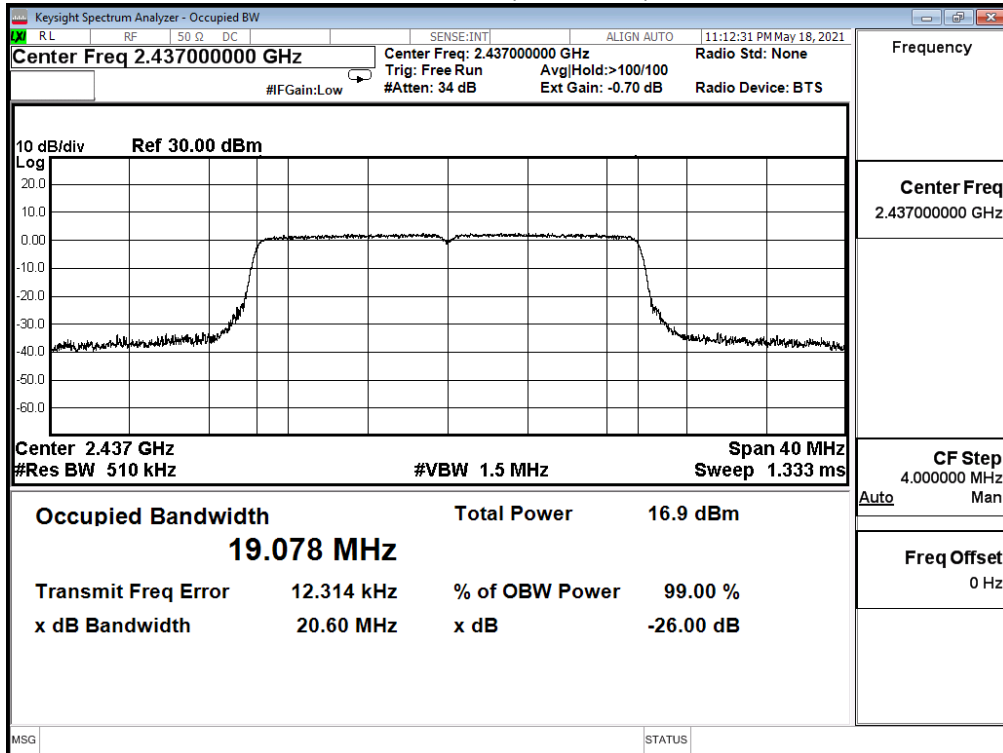
| IEEE 802.11ax(20M)(ANT 1) |                 |                     |             |
|---------------------------|-----------------|---------------------|-------------|
| Channel No.               | Frequency (MHz) | Measure Level (MHz) | Limit (MHz) |
| 1                         | 2412            | 19.080              | ---         |
| 6                         | 2437            | 19.078              | ---         |
| 11                        | 2462            | 19.098              | ---         |

Channel 1 (2412MHz)

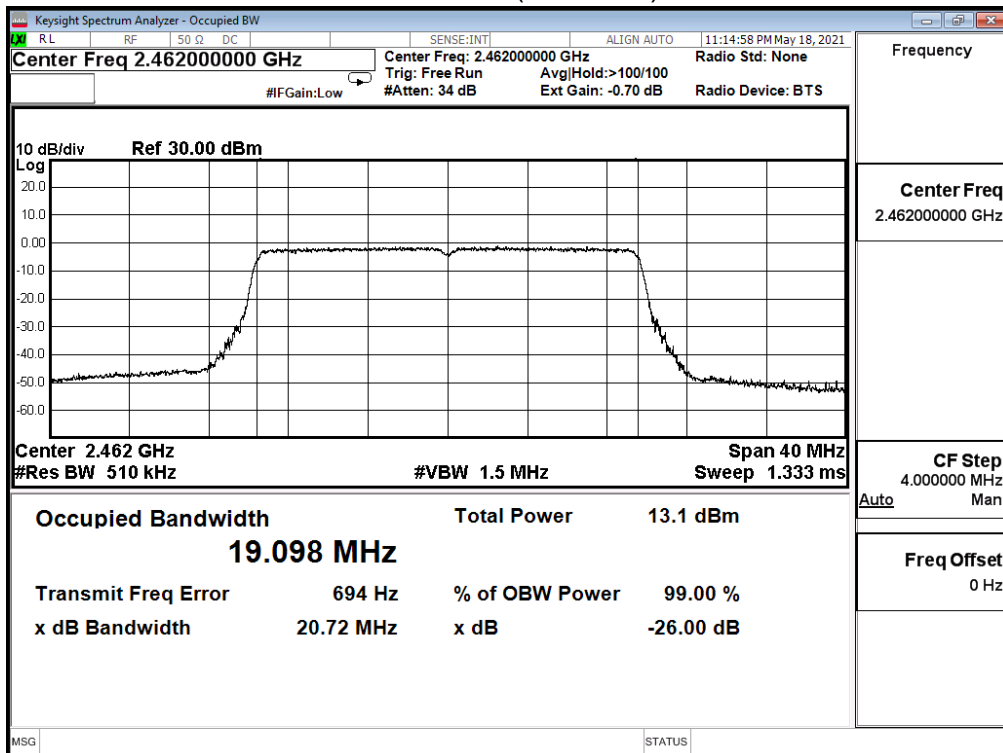




### Channel 6 (2437MHz)



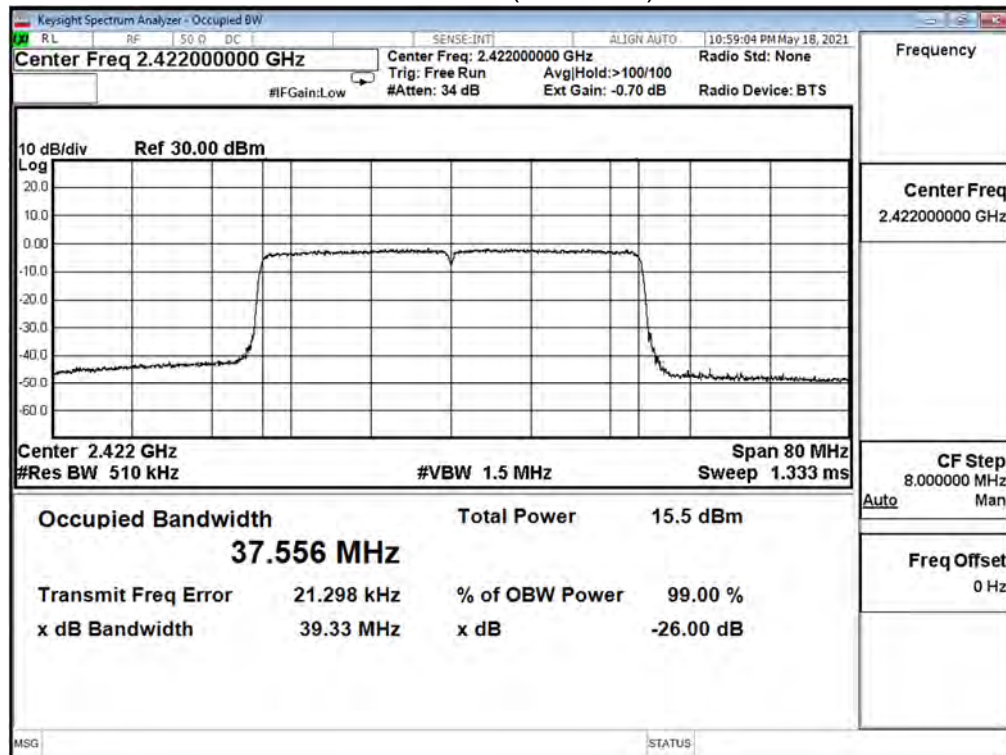
### Channel 11 (2462MHz)



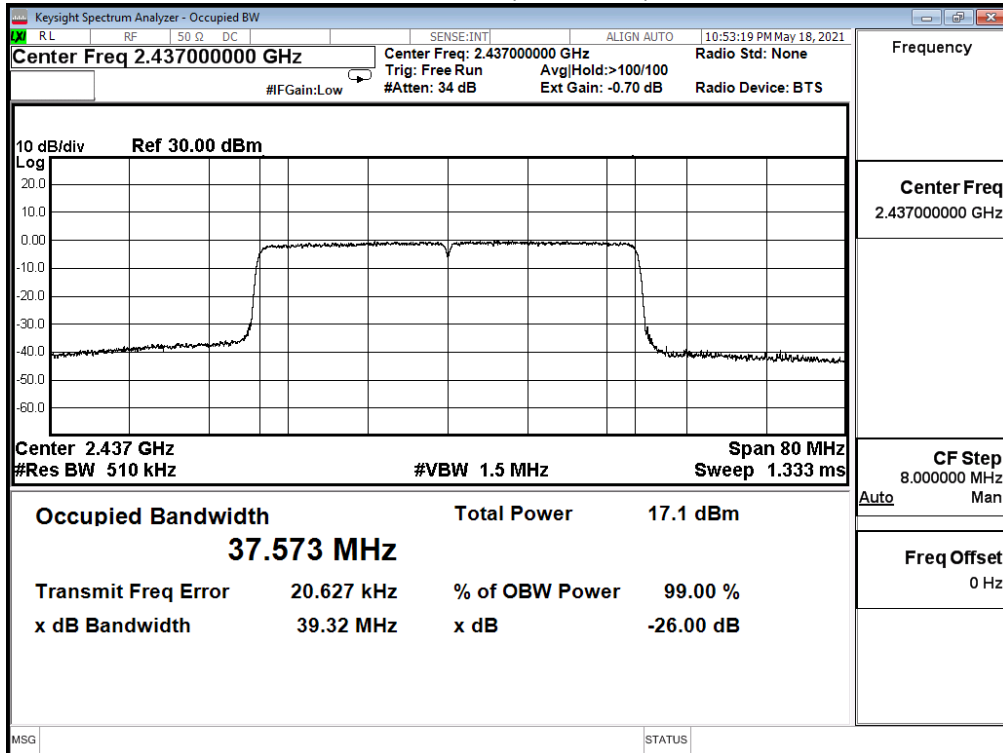
|                  |                                 |                |        |
|------------------|---------------------------------|----------------|--------|
| Product          | Mesh Wi-Fi Router               |                |        |
| Test Item        | Occupied Bandwidth              |                |        |
| Test Mode        | Mode 1: Transmit_Non-BF_EBM522U |                |        |
| Date of Test     | 2021/05/18                      | Test Site      | SR12-H |
| Temperature (°C) | 25.5                            | Humidity (%RH) | 60.0   |

| IEEE 802.11ax(40M)(ANT 0) |                 |                     |             |
|---------------------------|-----------------|---------------------|-------------|
| Channel No.               | Frequency (MHz) | Measure Level (MHz) | Limit (MHz) |
| 3                         | 2422            | 37.556              | ---         |
| 6                         | 2437            | 37.573              | ---         |
| 9                         | 2452            | 37.586              | ---         |

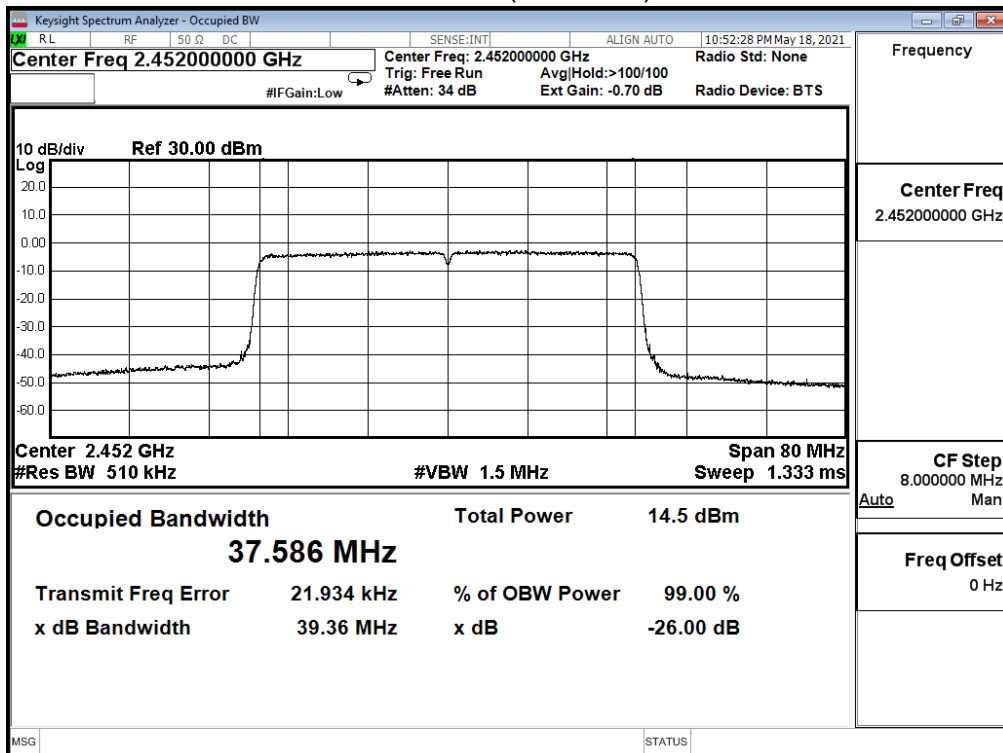
Channel 3 (2422MHz)



### Channel 6 (2437MHz)



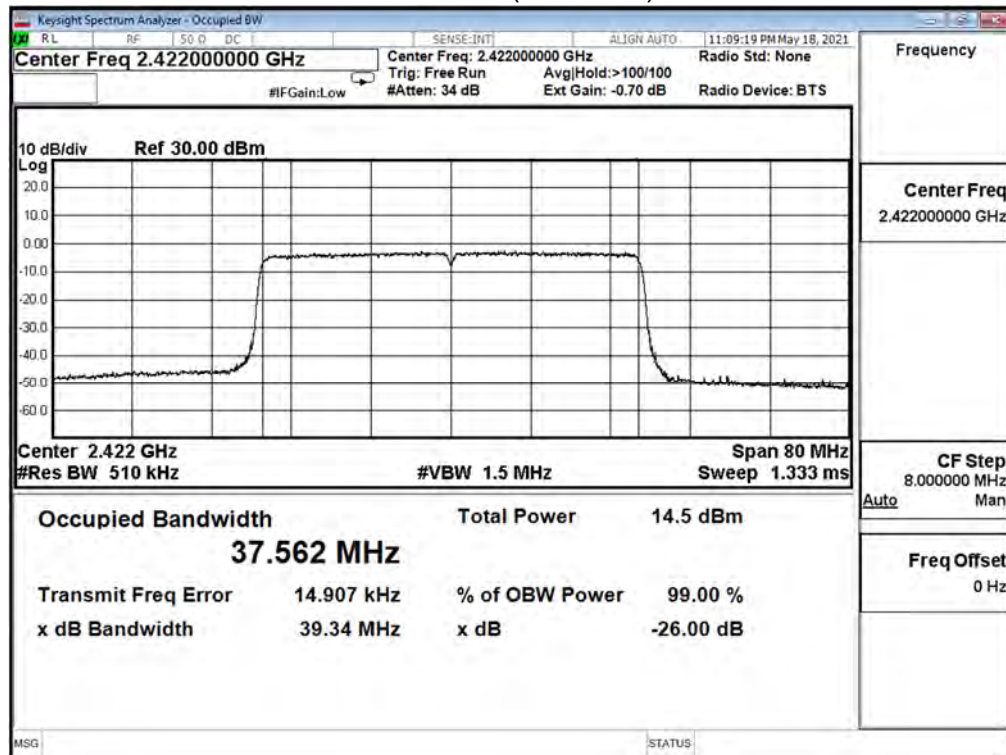
### Channel 9 (2452MHz)



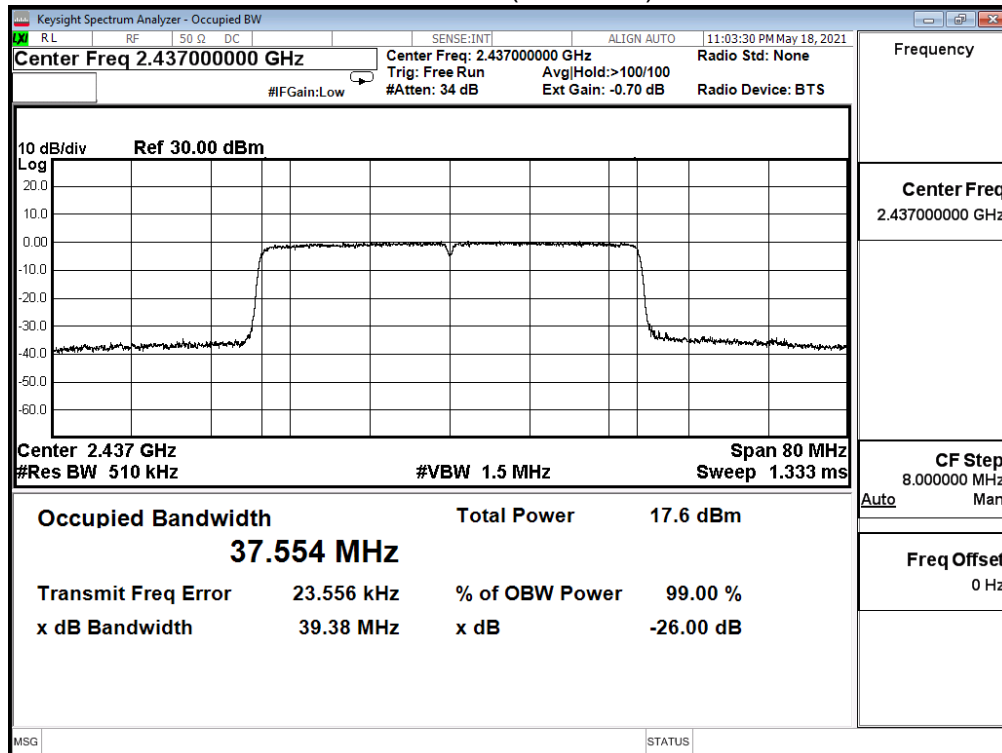
|                  |                                 |                |        |
|------------------|---------------------------------|----------------|--------|
| Product          | Mesh Wi-Fi Router               |                |        |
| Test Item        | Occupied Bandwidth              |                |        |
| Test Mode        | Mode 1: Transmit_Non-BF_EBM522U |                |        |
| Date of Test     | 2021/05/18                      | Test Site      | SR12-H |
| Temperature (°C) | 25.5                            | Humidity (%RH) | 60.0   |

| IEEE 802.11ax(40M)(ANT 1) |                 |                     |             |
|---------------------------|-----------------|---------------------|-------------|
| Channel No.               | Frequency (MHz) | Measure Level (MHz) | Limit (MHz) |
| 3                         | 2422            | 37.562              | ---         |
| 6                         | 2437            | 37.554              | ---         |
| 9                         | 2452            | 37.553              | ---         |

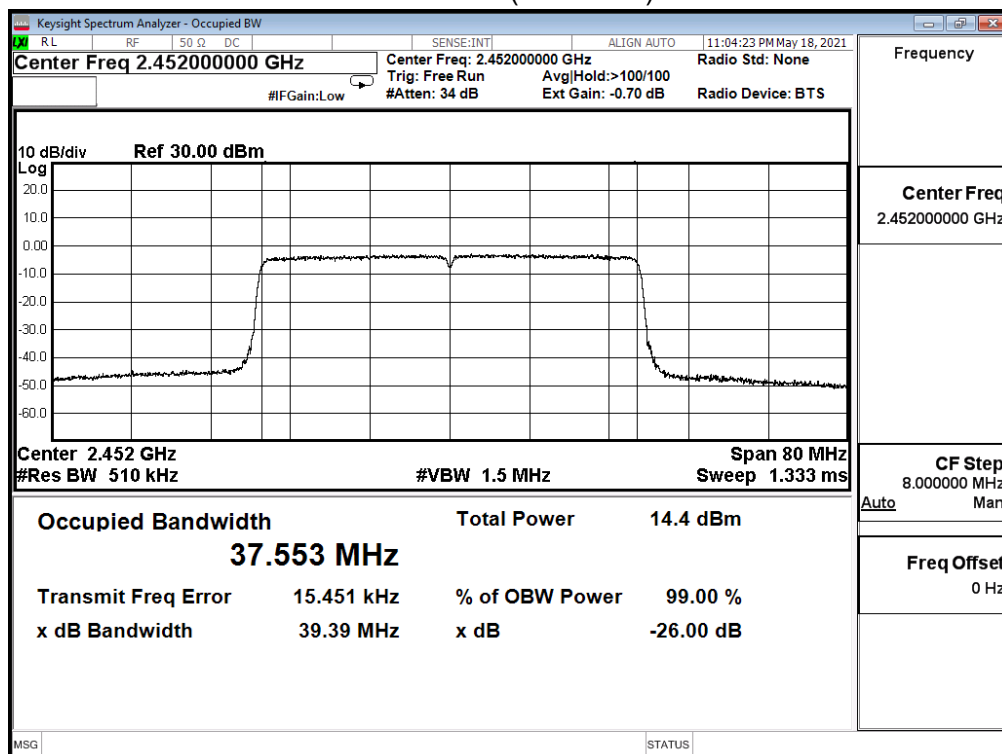
Channel 3 (2422MHz)



### Channel 6 (2437MHz)



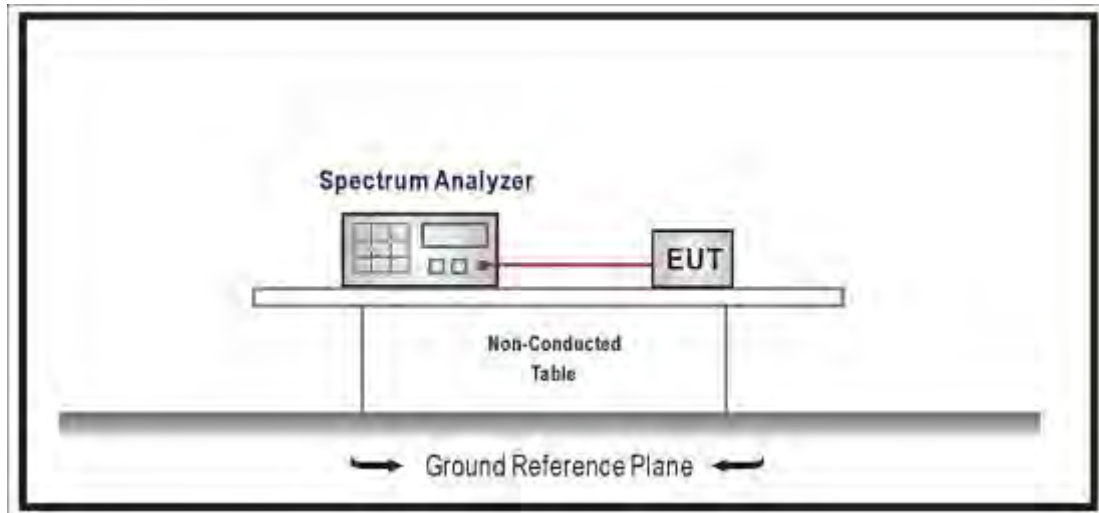
### Channel 9 (2452MHz)





## 9. Power Density

### 9.1. Test Setup



### 9.2. Limits

The peak power spectral density conducted from the intentional radiated to the antenna shall not be greater than +8dBm in any 3kHz band during any time interval of continuous transmission.

### 9.3. Test Procedures

The EUT was setup according to ANSI C63.10: 2013; tested according to DTS test procedure section 10.2 of KDB 558074 D01 v05r02 for compliance to FCC 47CFR 15.247 requirements.

Set 3KHz  $\leq$ RBW $\leq$ 100 kHz, Set VBW $\geq$ 3xRBW, Sweep time=Auto, Set Peak detector.

### 9.4. Test Specification

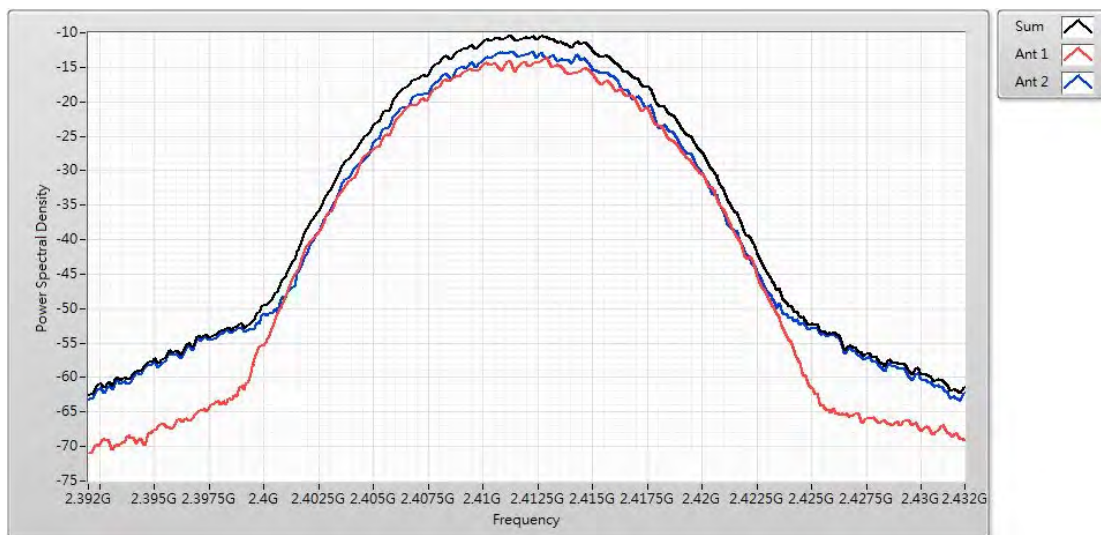
According to FCC Part 15 Subpart C Paragraph 15.247: 2019

### 9.5. Test Result

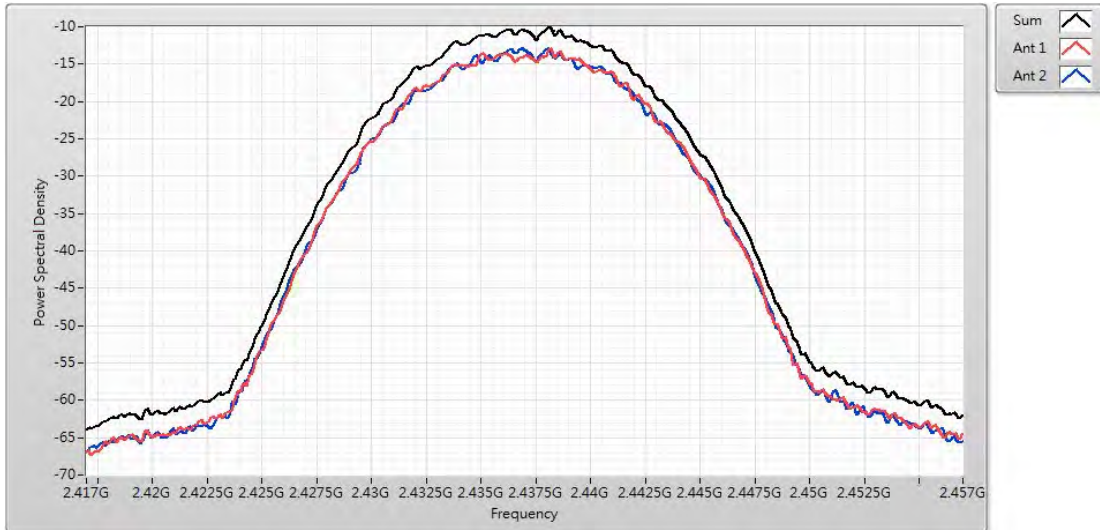
|                  |                                 |                |        |
|------------------|---------------------------------|----------------|--------|
| Product          | Mesh Wi-Fi Router               |                |        |
| Test Item        | Power Density                   |                |        |
| Test Mode        | Mode 1: Transmit_Non-BF_EBM522U |                |        |
| Date of Test     | 2021/05/19                      | Test Site      | SR12-H |
| Temperature (°C) | 24.0                            | Humidity (%RH) | 67.0   |

| IEEE 802.11b (ANT 0+1) |                 |                          |                  |        |
|------------------------|-----------------|--------------------------|------------------|--------|
| Channel No.            | Frequency (MHz) | Measure Level (dBm/3kHz) | Limit (dBm/3kHz) | Result |
| 1                      | 2412            | -10.450                  | ≤ 8              | Pass   |
| 6                      | 2437            | -10.070                  | ≤ 8              | Pass   |
| 11                     | 2462            | -11.790                  | ≤ 8              | Pass   |

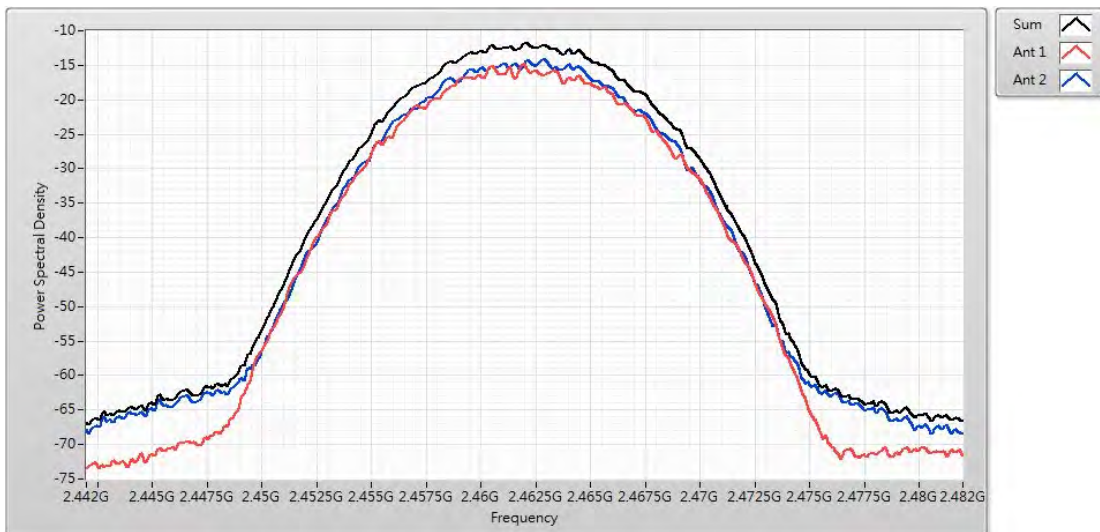
Channel 1 (2412MHz)



### Channel 6 (2437MHz)



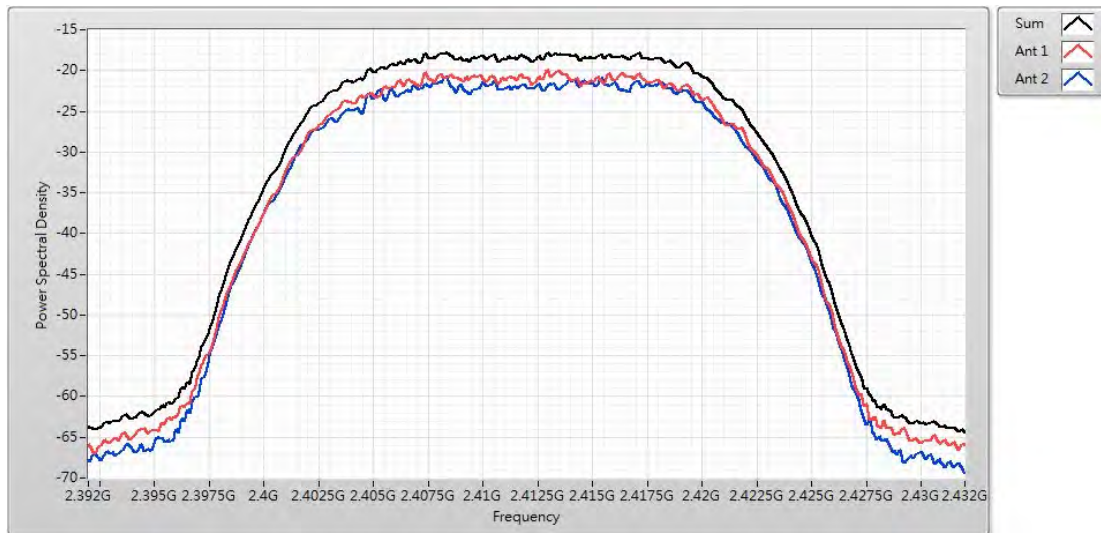
### Channel 11 (2462MHz)



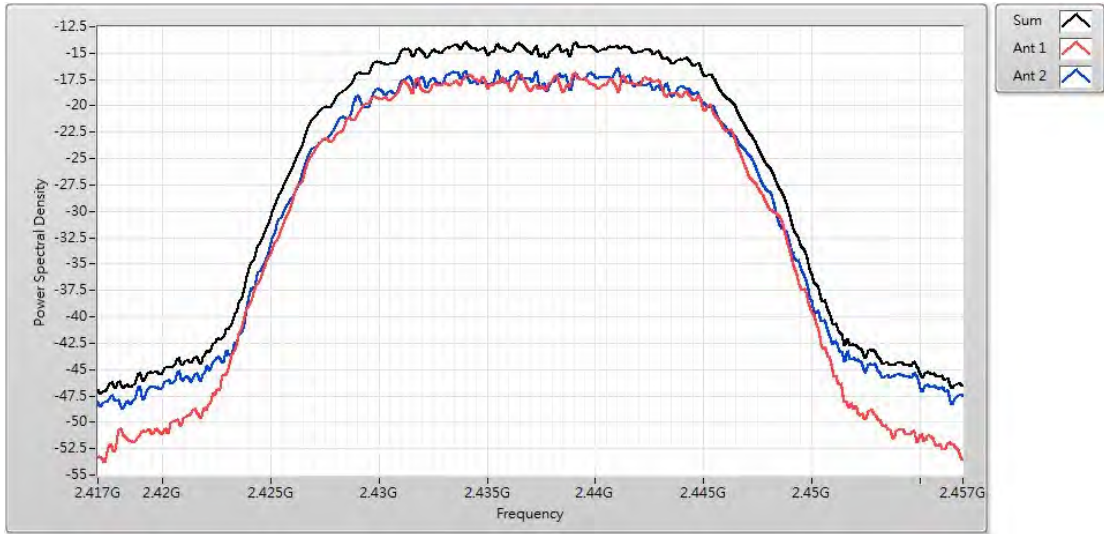
|                  |                                 |                |        |
|------------------|---------------------------------|----------------|--------|
| Product          | Mesh Wi-Fi Router               |                |        |
| Test Item        | Power Density                   |                |        |
| Test Mode        | Mode 1: Transmit_Non-BF_EBM522U |                |        |
| Date of Test     | 2021/05/19                      | Test Site      | SR12-H |
| Temperature (°C) | 24.0                            | Humidity (%RH) | 67.0   |

| IEEE 802.11g (ANT 0+1) |                 |                          |                  |        |
|------------------------|-----------------|--------------------------|------------------|--------|
| Channel No.            | Frequency (MHz) | Measure Level (dBm/3kHz) | Limit (dBm/3kHz) | Result |
| 1                      | 2412            | -17.820                  | ≤ 8              | Pass   |
| 6                      | 2437            | -13.960                  | ≤ 8              | Pass   |
| 11                     | 2462            | -19.320                  | ≤ 8              | Pass   |

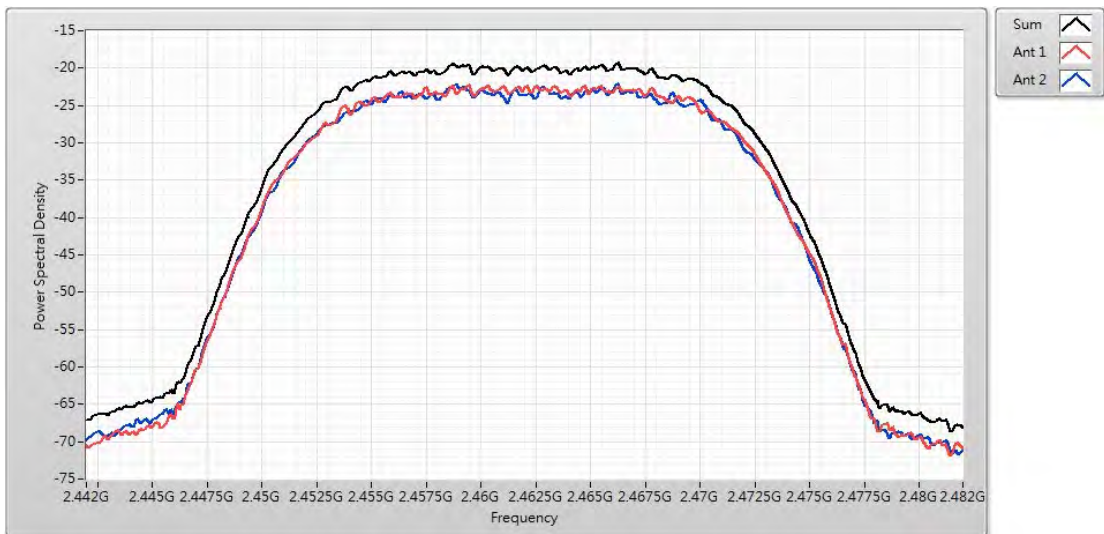
Channel 1 (2412MHz)



### Channel 6 (2437MHz)



### Channel 11 (2462MHz)

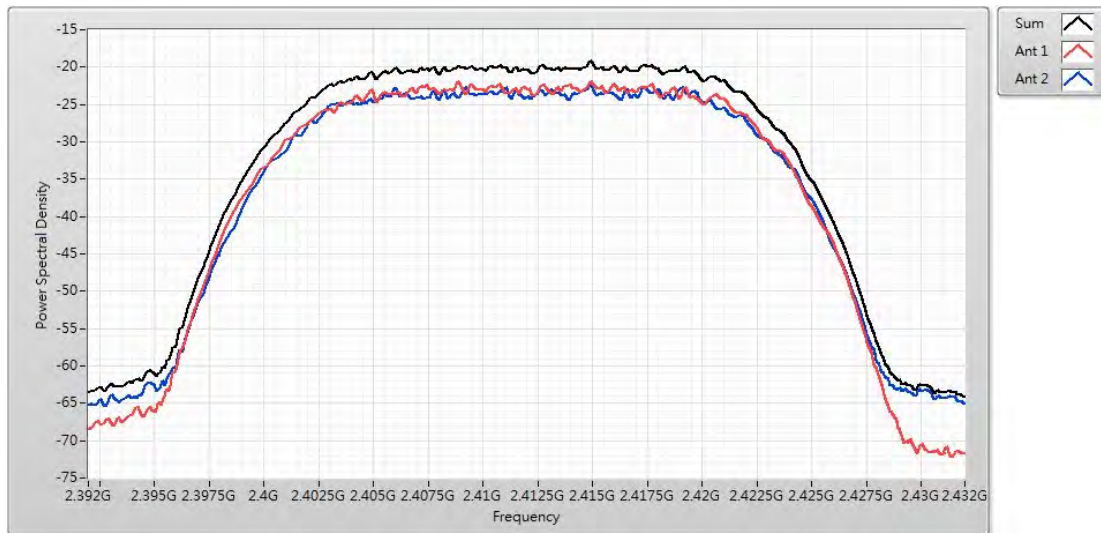




|                  |                                 |                |        |
|------------------|---------------------------------|----------------|--------|
| Product          | Mesh Wi-Fi Router               |                |        |
| Test Item        | Power Density                   |                |        |
| Test Mode        | Mode 1: Transmit_Non-BF_EBM522U |                |        |
| Date of Test     | 2021/05/19                      | Test Site      | SR12-H |
| Temperature (°C) | 24.0                            | Humidity (%RH) | 67.0   |

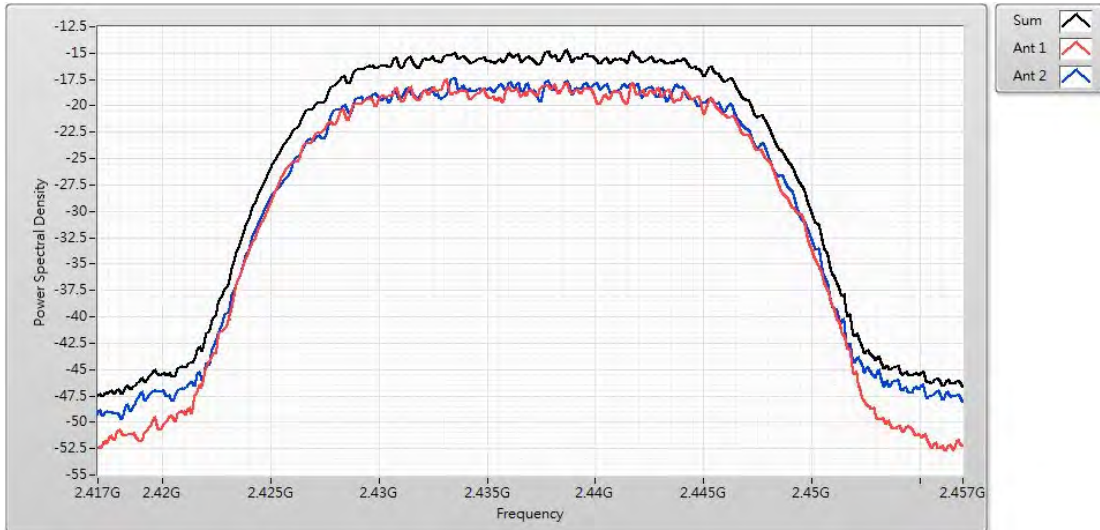
| IEEE 802.11ax(20M)(ANT 0+1) |                 |                           |                  |        |
|-----------------------------|-----------------|---------------------------|------------------|--------|
| Channel No.                 | Frequency (MHz) | Measure Level (dBm/10kHz) | Limit (dBm/3kHz) | Result |
| 1                           | 2412            | -19.220                   | ≤ 8              | Pass   |
| 6                           | 2437            | -14.740                   | ≤ 8              | Pass   |
| 11                          | 2462            | -21.680                   | ≤ 8              | Pass   |

Channel 1 (2412MHz)

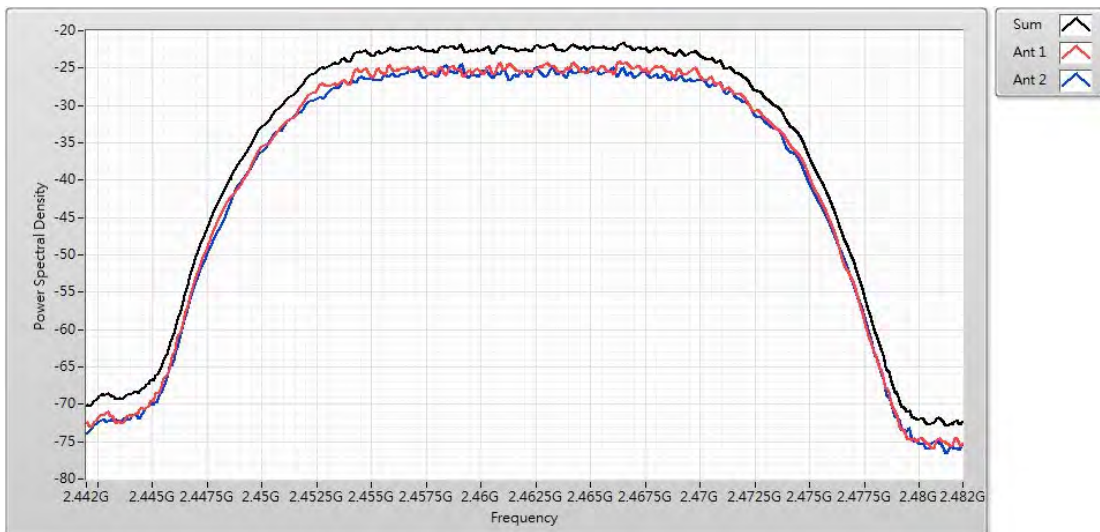




### Channel 6 (2437MHz)



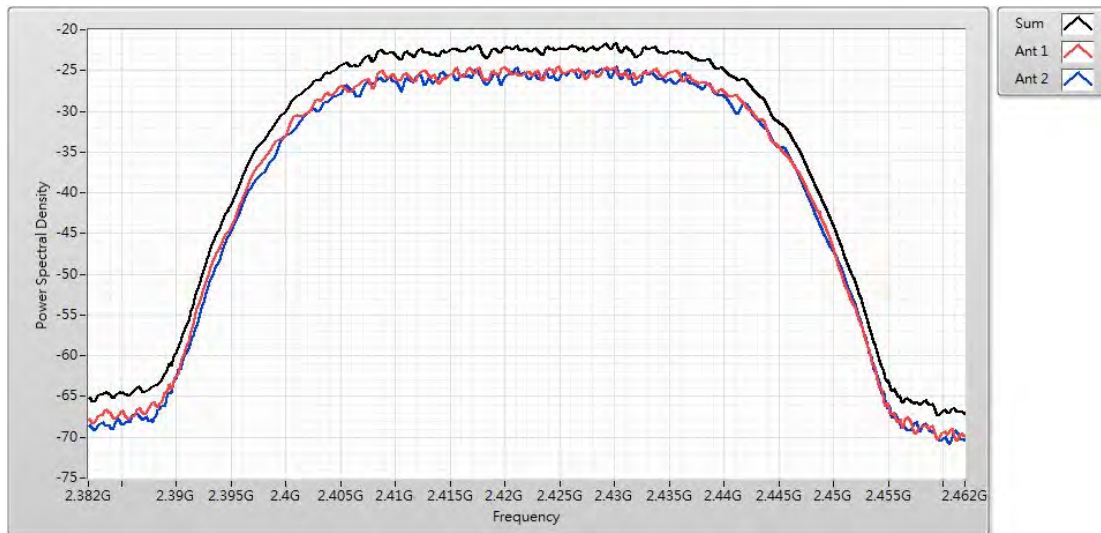
### Channel 11 (2462MHz)



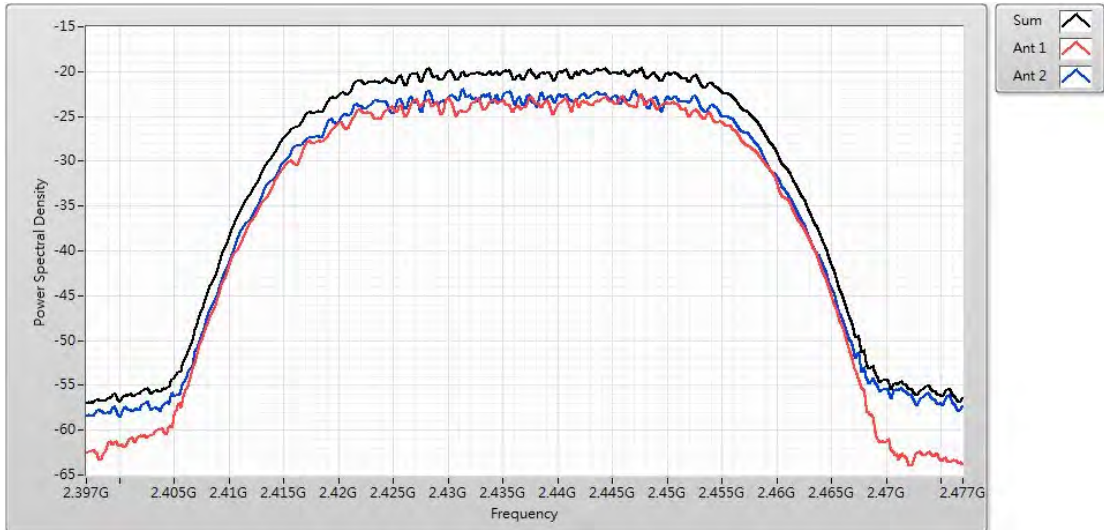
|                  |                                 |                |        |
|------------------|---------------------------------|----------------|--------|
| Product          | Mesh Wi-Fi Router               |                |        |
| Test Item        | Power Density                   |                |        |
| Test Mode        | Mode 1: Transmit_Non-BF_EBM522U |                |        |
| Date of Test     | 2021/05/19                      | Test Site      | SR12-H |
| Temperature (°C) | 24.0                            | Humidity (%RH) | 67.0   |

| IEEE 802.11ax(40M)(ANT 0+1) |                 |                           |                  |        |
|-----------------------------|-----------------|---------------------------|------------------|--------|
| Channel No.                 | Frequency (MHz) | Measure Level (dBm/10kHz) | Limit (dBm/3kHz) | Result |
| 3                           | 2422            | -21.680                   | ≤ 8              | Pass   |
| 6                           | 2437            | -19.610                   | ≤ 8              | Pass   |
| 9                           | 2452            | -22.570                   | ≤ 8              | Pass   |

Channel 3 (2422MHz)



### Channel 6 (2437MHz)



### Channel 9 (2452MHz)

