

## Attachment 1

### ➤ Test Setup Photograph

#### <Conducted Emission>

Test Mode: Mode 1: Transmit\_Non-BF\_EBM522U (MSA-C1500CS12.0-18G-US)

Description: Front View of Conducted Emission Test Setup




Description: Back View of Conducted Emission Test Setup



Test Mode: Mode 1: Transmit\_Non-BF\_EBM522U (AE180AAE00)  
Description: Front View of Conducted Emission Test Setup




Description: Back View of Conducted Emission Test Setup



Test Mode: Mode 2: Transmit\_Non-BF\_EBM522 (MSA-C1500CS12.0-18G-US)  
Description: Front View of Conducted Emission Test Setup



Description: Back View of Conducted Emission Test Setup



Test Mode: Mode 2: Transmit\_Non-BF\_EBM522 (AE180AAE00)

Description: Front View of Conducted Emission Test Setup



Description: Back View of Conducted Emission Test Setup




**<Radiated Emission>**

Test Mode: Mode 1: Transmit\_Non-BF\_EBM522U (MSA-C1500CS12.0-18G-US)  
Description: Front View of Radiated Emission Test Setup (Bilog)




Description: Back View of Radiated Emission Test Setup (Bilog)



Test Mpde: Mode 1: Transmit\_Non-BF\_EBM522U (AE180AAE00)  
Description: Front View of Radiated Emission Test Setup (Bilog)




Description: Back View of Radiated Emission Test Setup (Bilog)



Test Mpde: Mode 2: Transmit\_Non-BF\_EBM522 (MSA-C1500CS12.0-18G-US)  
Description: Front View of Radiated Emission Test Setup (Bilog)




Description: Back View of Radiated Emission Test Setup (Bilog)



Test Mpde: Mode 2: Transmit\_Non-BF\_EBM522 (AE180AAE00)  
Description: Front View of Radiated Emission Test Setup (Bilog)



Description: Back View of Radiated Emission Test Setup (Bilog)





Test Mode: Mode 1: Transmit\_Non-BF\_EBM522U  
Description: Front View of Radiated Emission Test Setup (Horn)



Description: Back View of Radiated Emission Test Setup (Horn)

