

1. Photographs


In the following sections you can find the photos of the EUT and applied test setup for the corresponding test.

1.1. Test Samples


1.1.1. Front side / Back side




1.1.2. Test Setup NFC internal 9 kHz – 30 MHz




1.1.3. Test Setup NFC internal 30 MHz – 1000 MHz




1.1.4. Test Setup NFC external 9 kHz – 30 MHz




1.1.5. Test Setup NFC external 30 MHz – 1000 MHz



1.1.6. Test Setup NFC-TX internal / external 9 kHz – 30 MHz



1.1.7. Test Setup NFC-TX internal / external 30 MHz – 1000 MHz



End of Report