

HOLUX Technology, Inc.

Title: GR-241xx BT-GPS-Logger

Size: Document Number

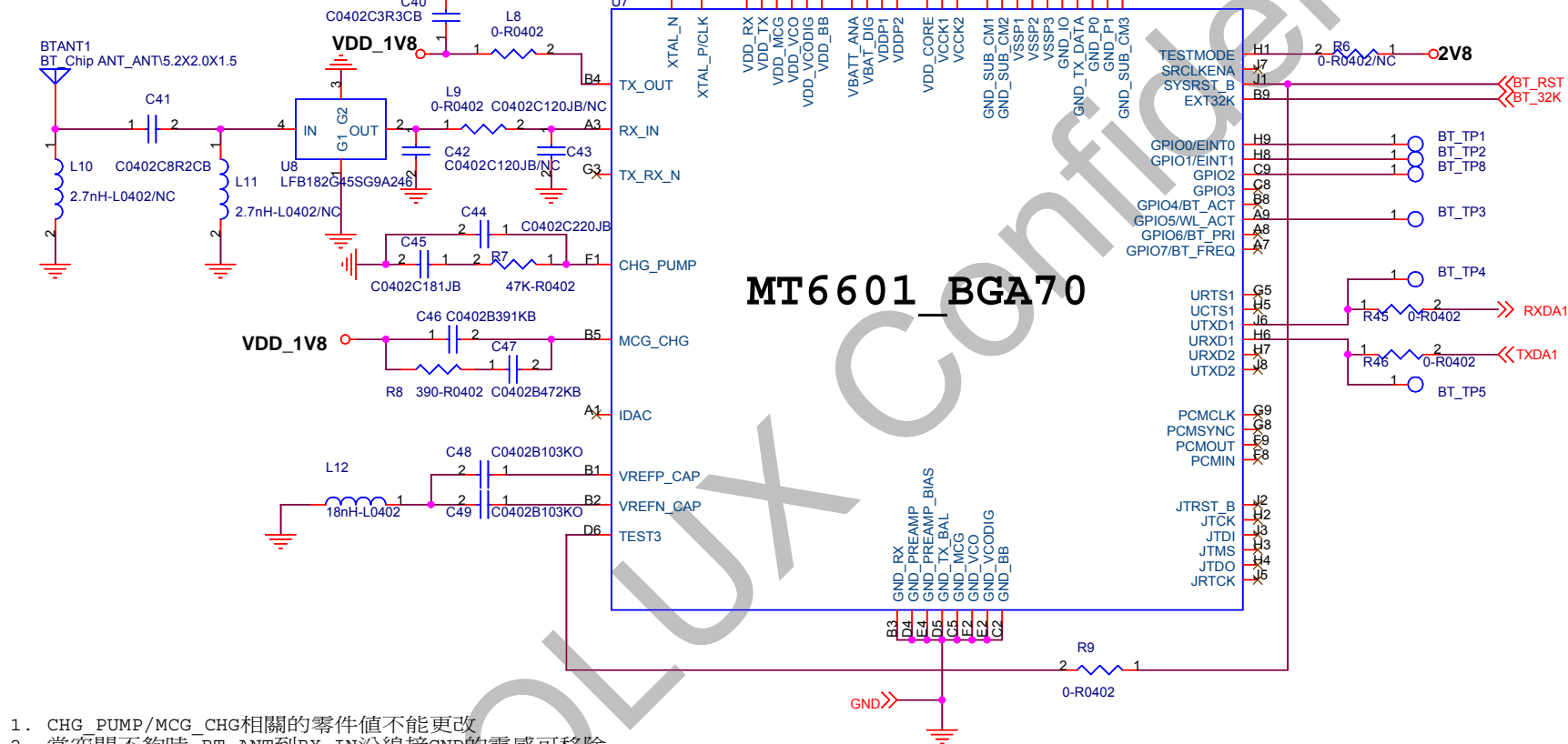
Customer: P2_GPS_MT3318

Date: Tuesday, October 30, 2007

Rev: VC1

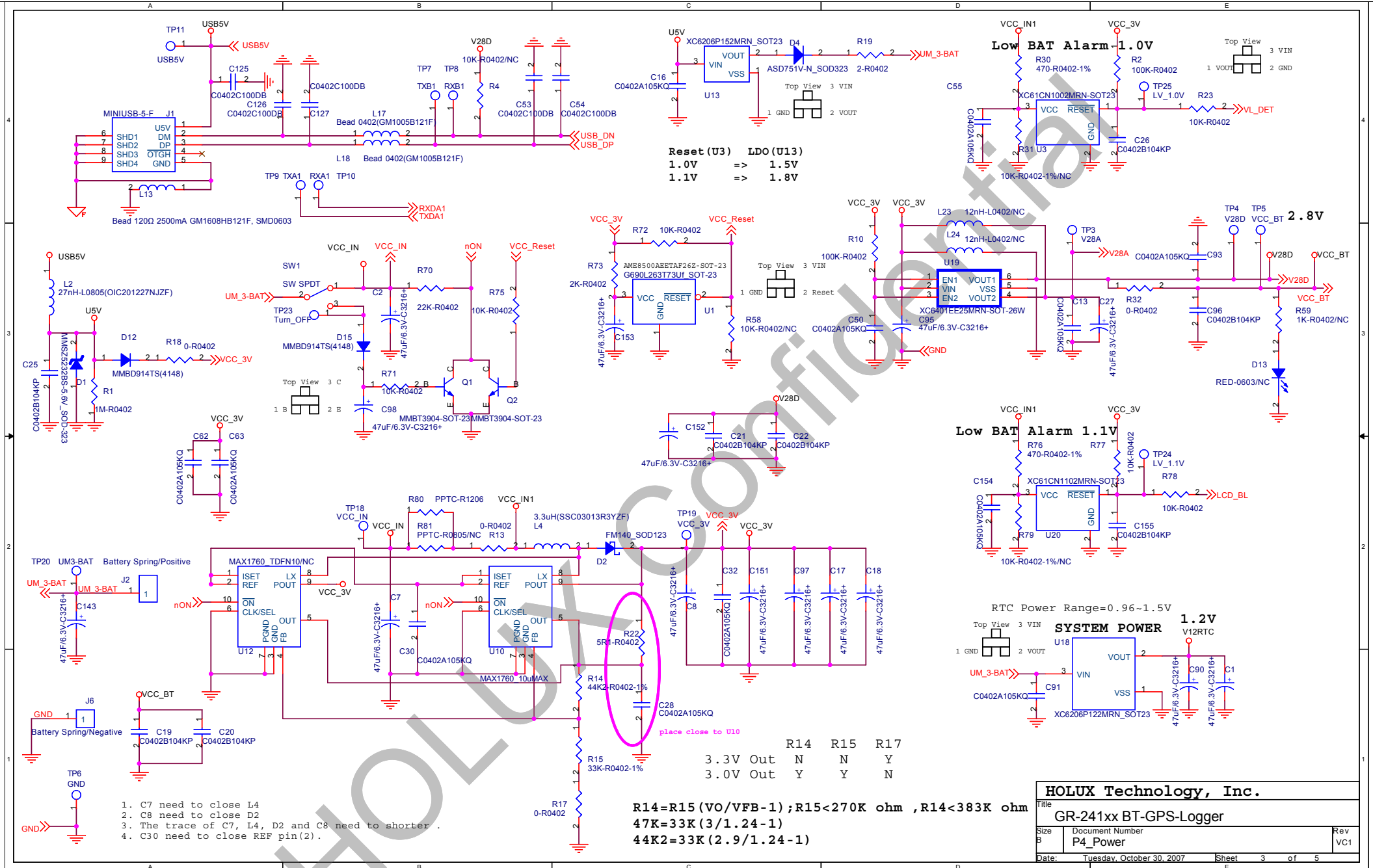
Sheet: 1 of 5

1. BT ANT 之L1~4 不走線不擺件，週邊盡量淨空，也不鋪銅



1. CHG_PUMP/MCG_CHG相關的零件值不能更改
2. 當空間不夠時,BT ANT到RX_IN沿線接GND的電感可移除

HOLUX Technology, Inc.		
Title GR-241xx BT-GPS-Logger		
Size Custom	Document Number P3_BT_MT6601	Rev VC1
Date: Tuesday, October 30, 2007	Sheet 2	of 5



1. C7 need to close L4
2. C8 need to close D2
3. The trace of C7, L4, D2 and C8 need to shorter.
4. C30 need to close REP pin(2).

Reset (U3) LDO (U13)
 1.0V => 1.5V
 1.1V => 1.8V

place close to U10

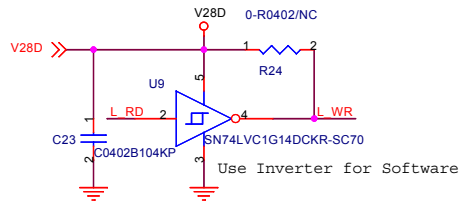
R14	R15	R17
3.3V Out	N	Y
3.0V Out	Y	N

R14=R15 (VO/VFB-1); R15<270K ohm , R14<383K ohm
47K=33K (3/1.24-1)
44K2=33K (2.9/1.24-1)

HOLUX Technology, Inc.

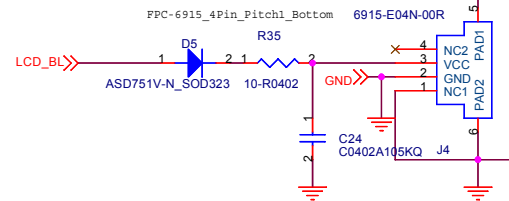
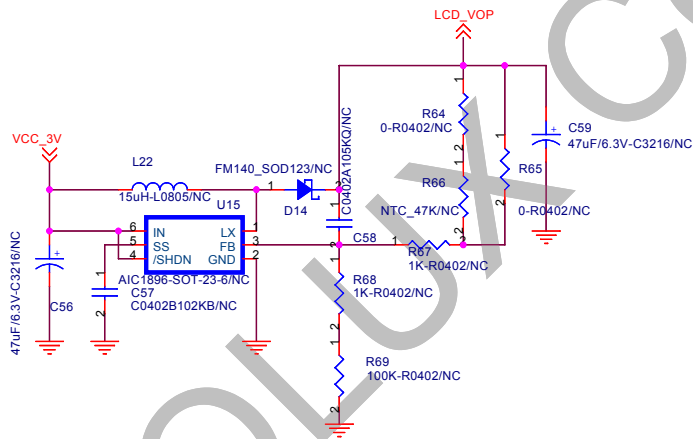
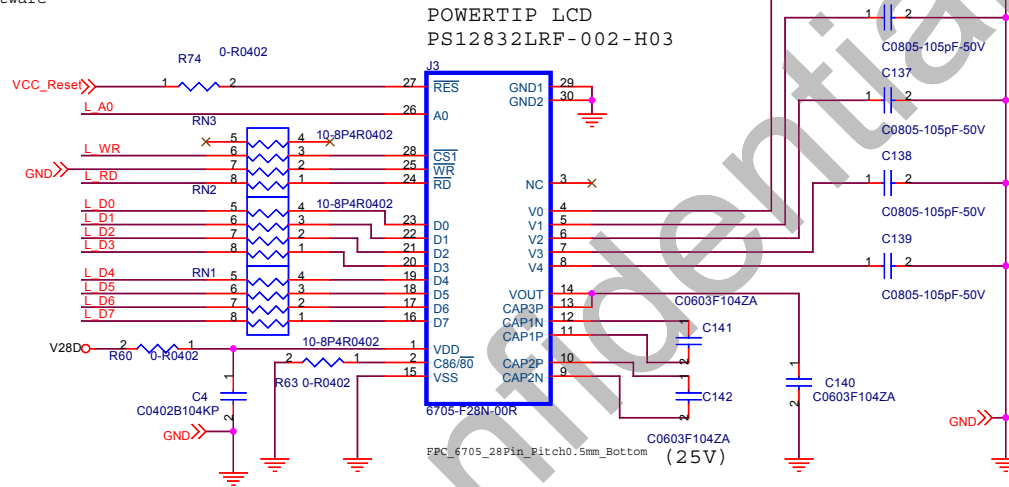
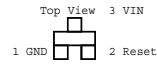
Title: **GR-241xx BT-GPS-Logger**

Size B	Document Number P4_Power	Rev VC1
Date: Tuesdav, October 30, 2007	Sheet 3 of 5	

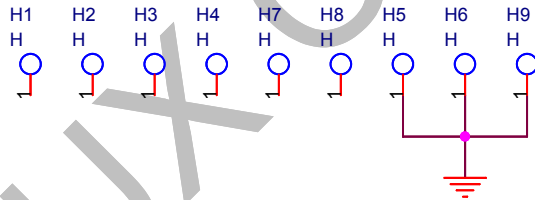
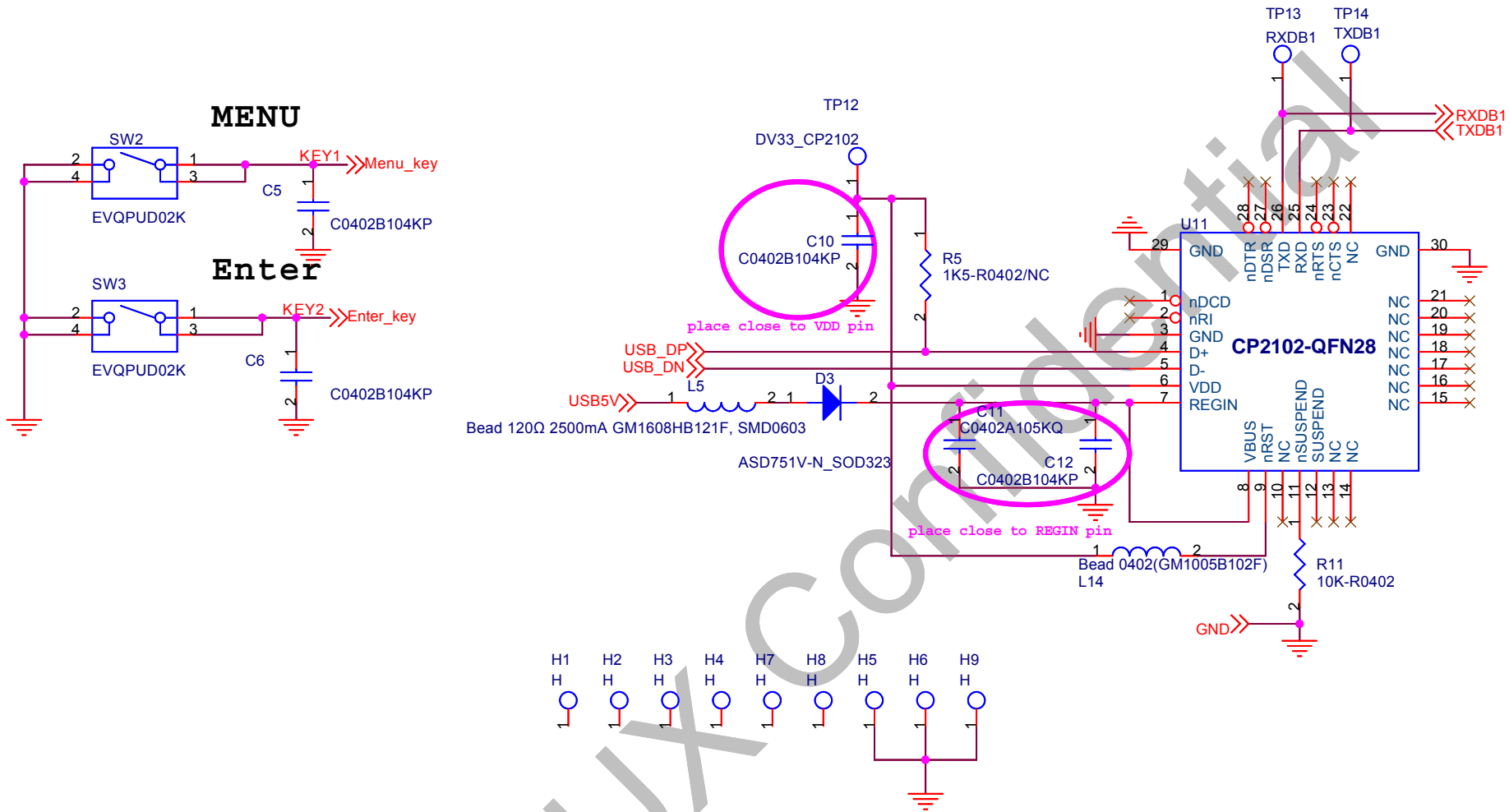


為走線方便, 順序可 顛

- L D7 <<< LCD1
- L D6 <<< LCD3
- L D5 <<< LCD2
- L D4 <<< LCD4
- L D3 <<< LCD8
- L D2 <<< LCD7
- L D1 <<< LCD6
- L D0 <<< LCD5
- L RD <<< LCD9
- L A0 <<< LCD10



HOLUX Technology, Inc.		
Title GR-241xx BT-GPS-Logger		
Size B	Document Number P5_LCD	Rev VC1
Date: Tuesdav, October 30, 2007	Sheet 4	of 5



Holux Technology, Inc.			1
Title			
GR-241xx BT GPS_Logger			
Size	Document Number	Rev	
A	P6_USB Interface & KEYPAD	VC1	
Date:	Tuesday, October 30, 2007	Sheet	5 of 5