



Appendix D. Photographs of EUT and Setup

FCC SAR Test Report


<Photographs of EUT>



EUT 1 – Front View



EUT 1 – Rear View



EUT 2 – Front View



EUT 2 – Rear View

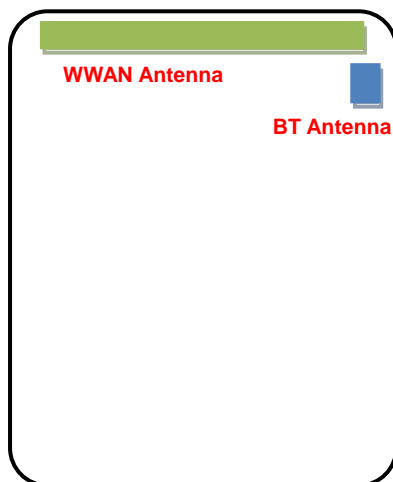


Holster – Front View



Holster – Rear View

<Antenna Location>




The separation distance for antenna to edge:

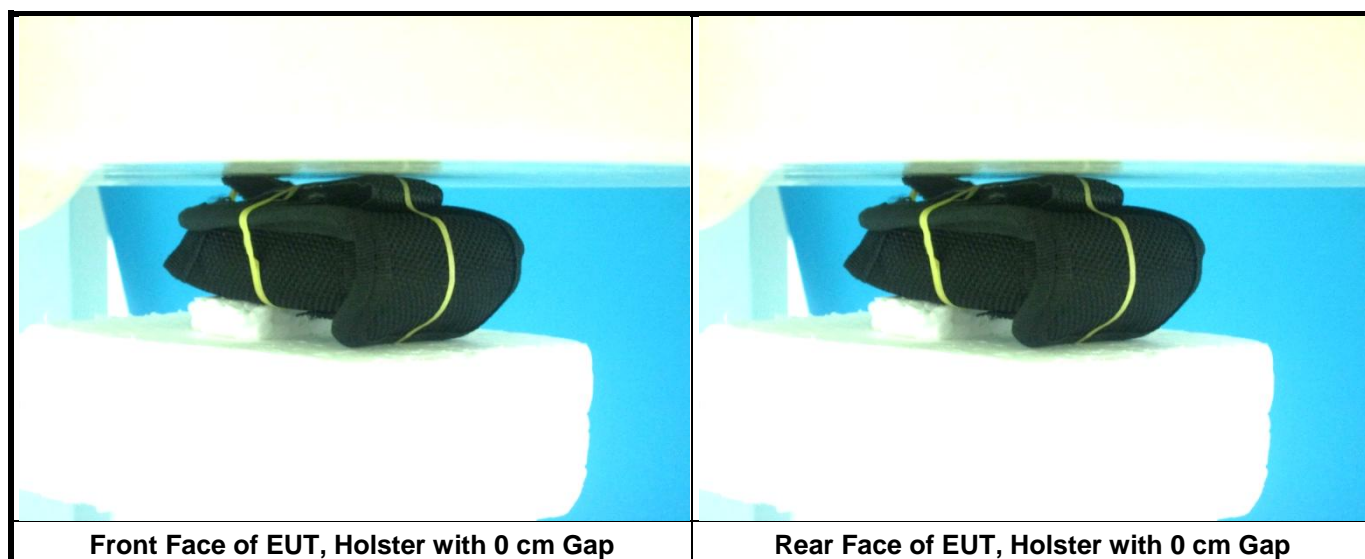
Antenna	To Front Face (mm)	To Rear Face (mm)	To Top Side (mm)	To Bottom Side (mm)	To Left Side (mm)	To Right Side (mm)
WWAN	5	5	5	62	5	5
BT	5	5	14	54	40	6

FCC SAR Test Report

<Photographs of SAR Setup for EUT 1>



FCC SAR Test Report



<Photographs of SAR Setup for EUT 2>

