


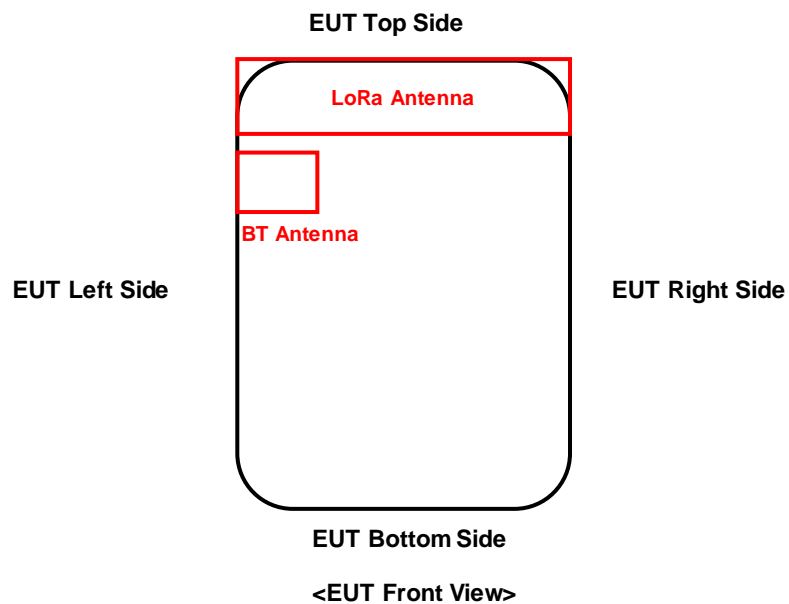
Appendix D. Photographs of EUT and Setup

FCC SAR Test Report

<Photographs of EUT>



<Antenna Location>









The separation distance for antenna to edge:

Antenna	To Top Side (mm)	To Bottom Side (mm)	To Left Side (mm)	To Right Side (mm)
BT Antenna	12	45	4	37
LoRa Antenna	2	49	5.5	4

FCC SAR Test Report

<Photographs of SAR Setup>

	
<p>Body - Front Face of EUT at 0 mm</p>	<p>Body - Rear Face of EUT at 0 mm</p>
	
<p>Body - Left Side of EUT at 0 mm</p>	<p>Body - Right Side of EUT at 0 mm</p>
	
<p>Body - Top Side of EUT at 0 mm</p>	<p>Body - Bottom Side of EUT at 0 mm</p>