


## **APPENDIX B: Photographs**

(Module ZE61-2.4 with antenna connector)


**RF MODULE ON DIP SUPPORT**




**EQUIPMENT ON TEST BOARD FOR RADIATED MEASUREMENTS**



**EQUIPMENT ON TEST BOARD FOR CONDUCTED MEASUREMENTS**




**GENERAL SET-UP FOR RADIATED MEASUREMENTS**






**TEST SET-UP FOR RADIATED MEASUREMENTS BELOW 1 GHz**



**TEST SET-UP FOR RADIATED MEASUREMENTS ABOVE 1GHz**



**TEST SET-UP FOR CONDUCTED MEASUREMENTES**

