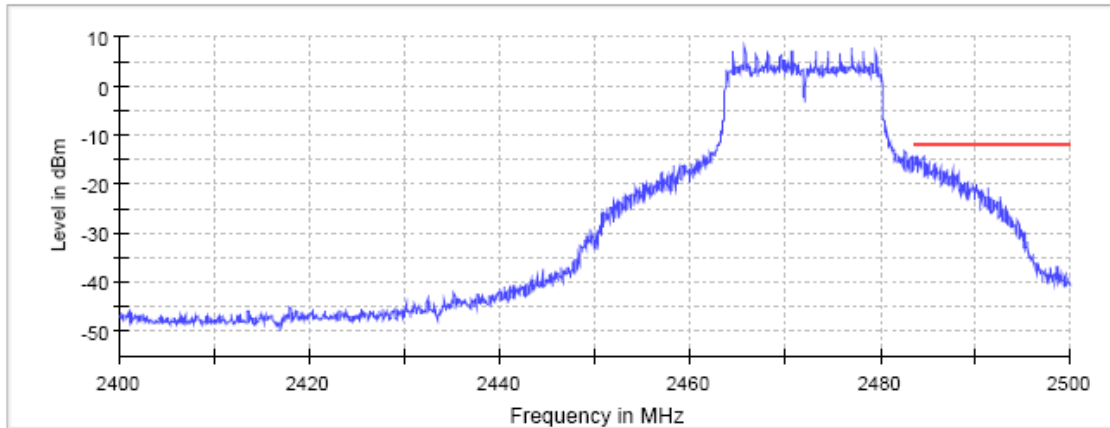
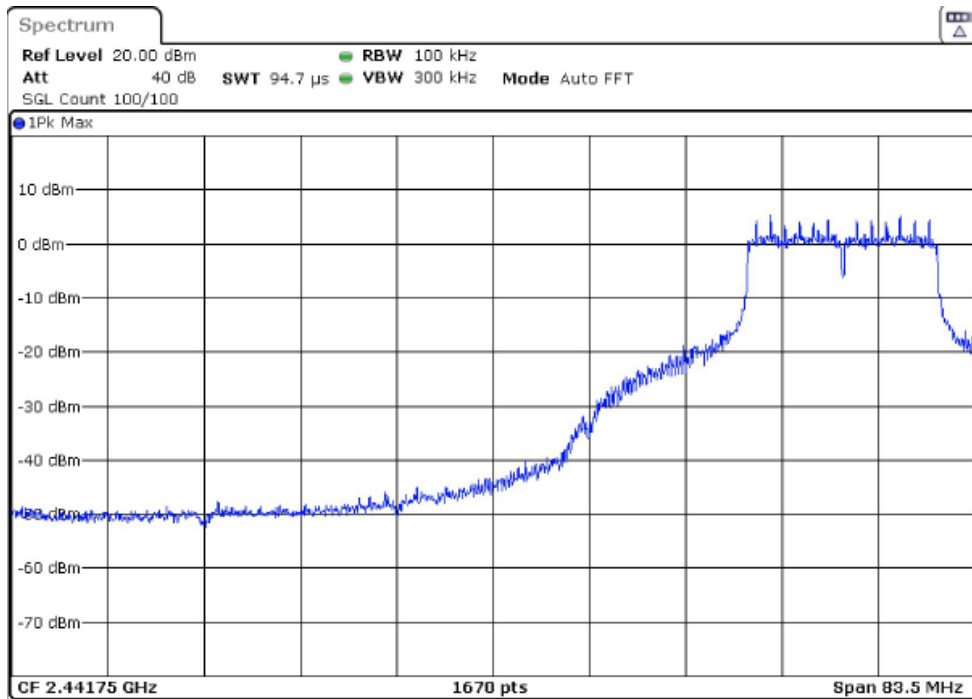


TESTED SAMPLES:	S/01
TESTED CONDITIONS MODES:	TC#02 (g mode) RSS Channel
TEST RESULTS:	PASS

Highest Channel

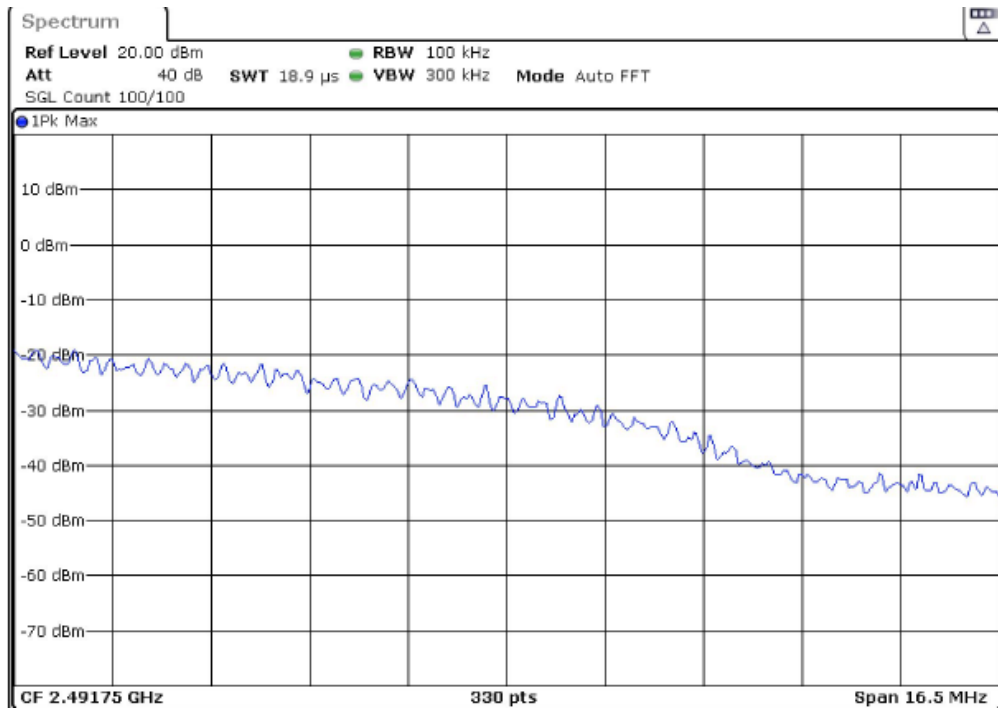


— Limit — Sum Level × Fail



TEST RESULTS (Cont.):

Highest Channel

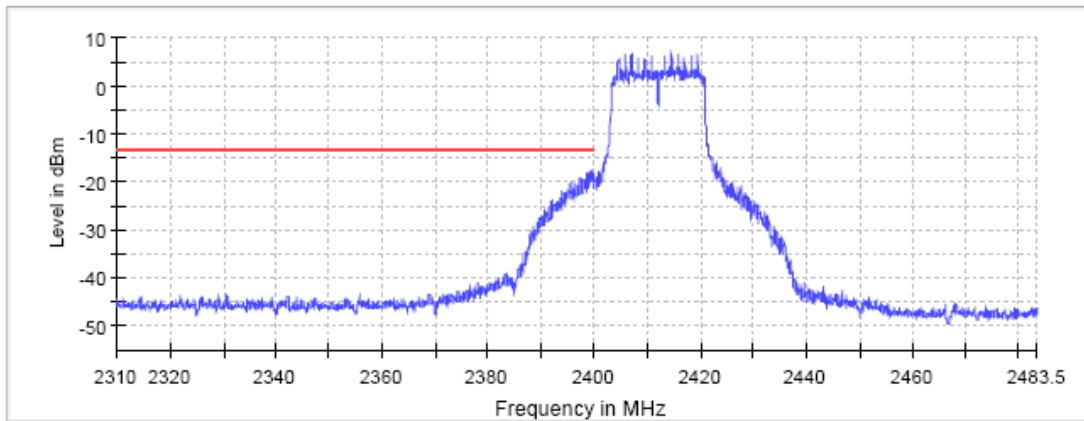


Measurement

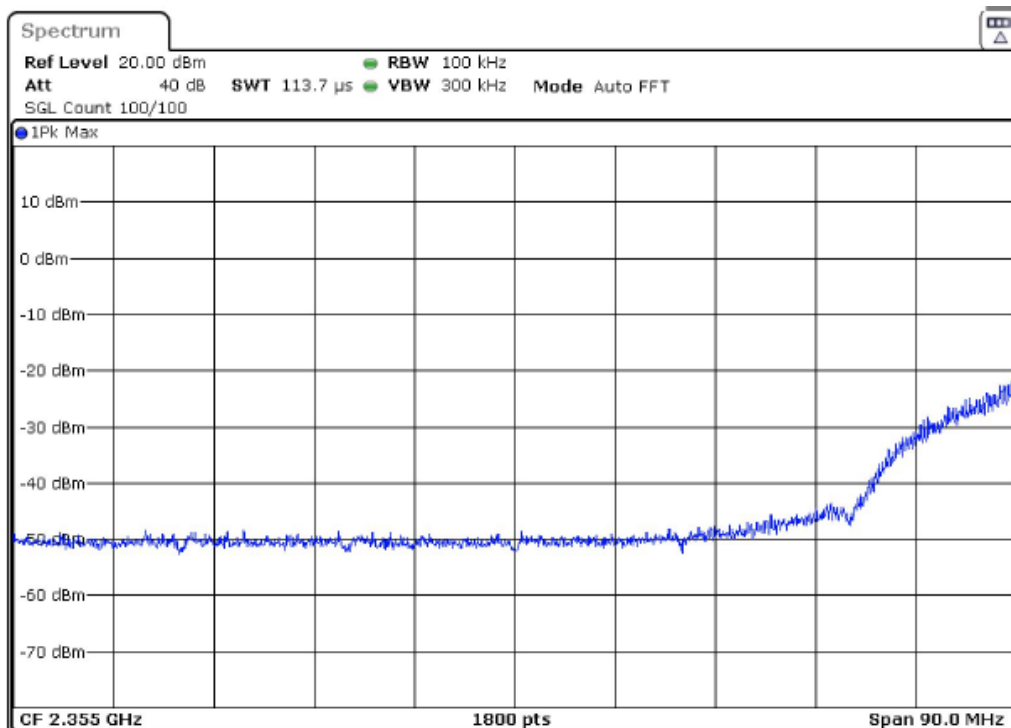
Setting	Instrument Value	Instrument Value
Start Frequency	2.40000 GHz	2.48350 GHz
Stop Frequency	2.48350 GHz	2.50000 GHz
Span	83.500 MHz	16.500 MHz
RBW	100.000 kHz	100.000 kHz
VBW	300.000 kHz	300.000 kHz
Sweep Points	1670	330
Sweep time	94.727 μs	18.945 μs
Reference Level	20.000 dBm	20.000 dBm
Attenuation	40.000 dB	40.000 dB
Detector	MaxPeak	MaxPeak
Sweep Count	100	100
Filter	3 dB	3 dB
Trace Mode	Max Hold	Max Hold
Sweep type	FFT	FFT
Preamp	off	off
Stable mode	Trace	Trace
Stable value	0.50 dB	0.50 dB
Run	67 / max. 150	30 / max. 150
Stable	3 / 3	3 / 3
Max Stable Difference	0.30 dB	0.16 dB

TESTED SAMPLES:	S/01
TESTED CONDITIONS MODES:	TC#03 (n20 mode)
TEST RESULTS:	PASS

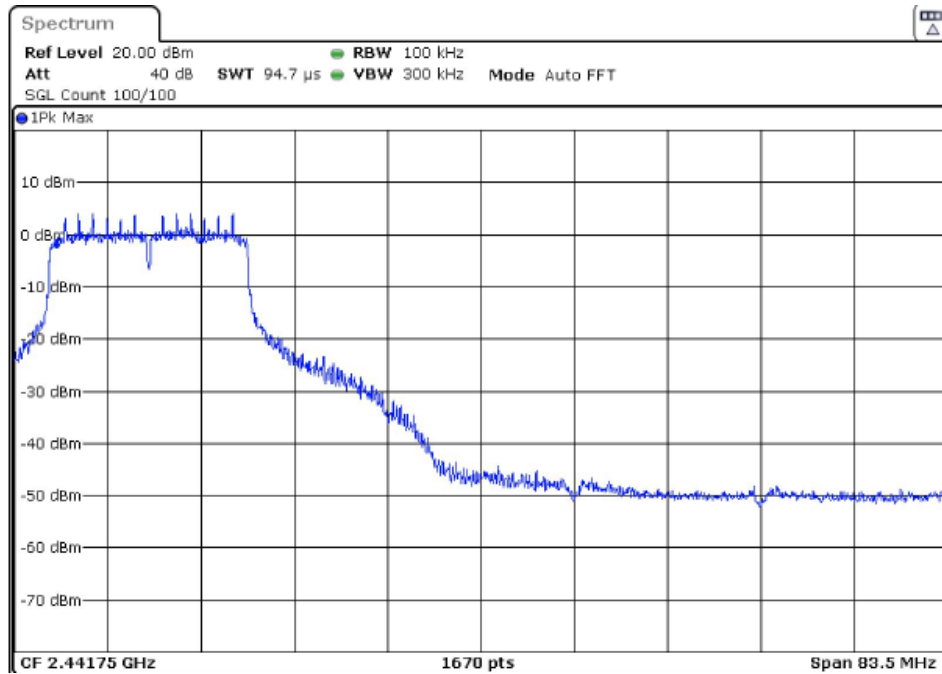
Lowest Channel



— Limit — Sum Level × Fail



TEST RESULTS (Cont.):



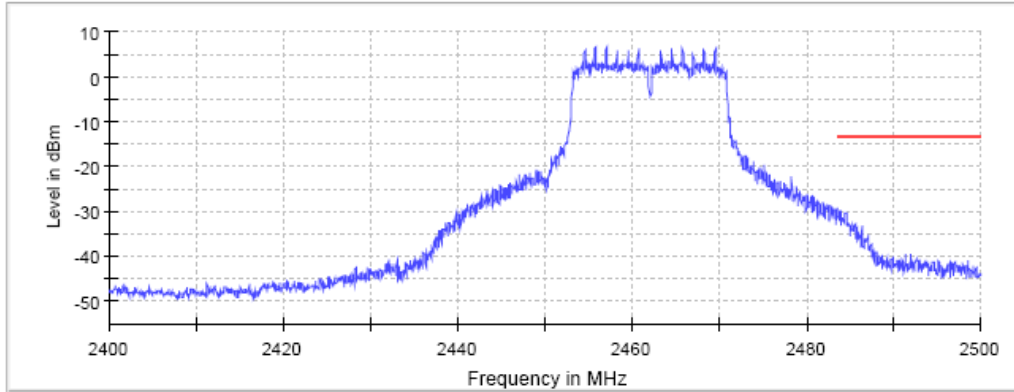
Measurement

Setting	Instrument Value	Instrument Value
Start Frequency	2.31000 GHz	2.40000 GHz
Stop Frequency	2.40000 GHz	2.48350 GHz
Span	90.000 MHz	83.500 MHz
RBW	100.000 kHz	100.000 kHz
VBW	300.000 kHz	300.000 kHz
Sweep Points	1800	1670
Sweep time	113.672 μs	94.727 μs
Reference Level	20.000 dBm	20.000 dBm
Attenuation	40.000 dB	40.000 dB
Detector	MaxPeak	MaxPeak
Sweep Count	100	100
Filter	3 dB	3 dB
Trace Mode	Max Hold	Max Hold
Sweep type	FFT	FFT
Preamp	off	off
Stable mode	Trace	Trace
Stable value	0.50 dB	0.50 dB
Run	37 / max. 150	58 / max. 150
Stable	3 / 3	3 / 3
Max Stable Difference	0.00 dB	0.16 dB

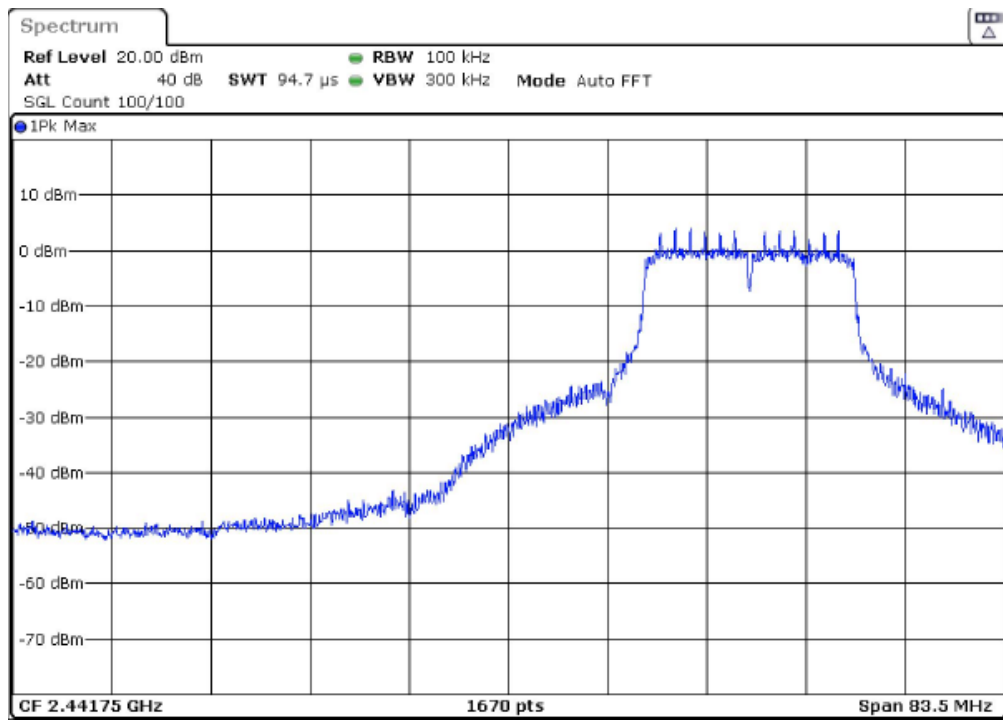
TEST RESULTS (Cont.):

Highest Channel

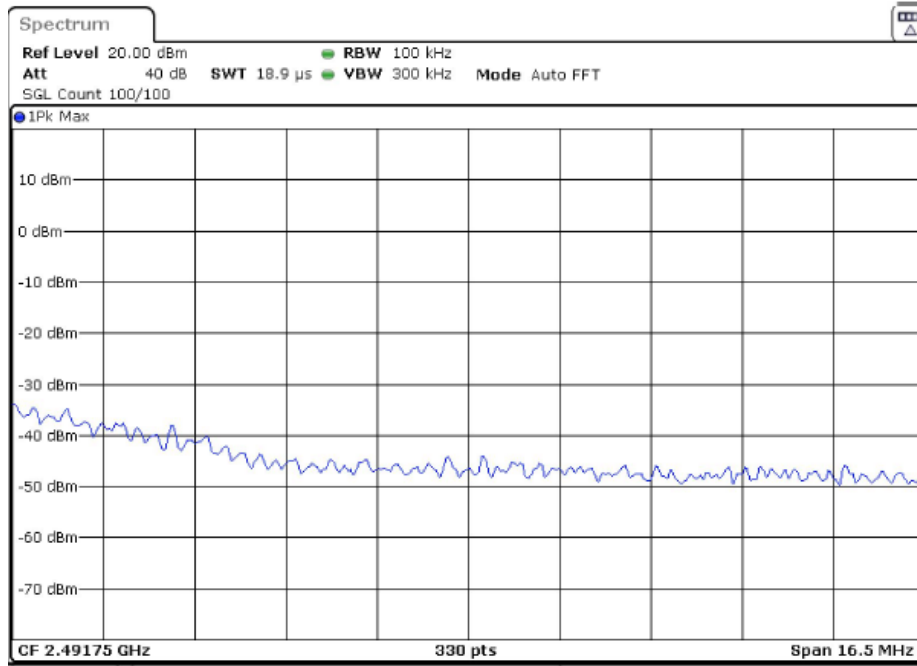
Highest Channel



— Limit — Sum Level × Fail



TEST RESULTS (Cont.):



Measurement

Setting	Instrument Value	Instrument Value
Start Frequency	2.40000 GHz	2.48350 GHz
Stop Frequency	2.48350 GHz	2.50000 GHz
Span	83.500 MHz	16.500 MHz
RBW	100.000 kHz	100.000 kHz
VBW	300.000 kHz	300.000 kHz
Sweep Points	1670	330
Sweep time	94.727 μ s	18.945 μ s
Reference Level	20.000 dBm	20.000 dBm
Attenuation	40.000 dB	40.000 dB
Detector	MaxPeak	MaxPeak
Sweep Count	100	100
Filter	3 dB	3 dB
Trace Mode	Max Hold	Max Hold
Sweep type	FFT	FFT
Preamp	off	off
Stable mode	Trace	Trace
Stable value	0.50 dB	0.50 dB
Run	27 / max. 150	23 / max. 150
Stable	3 / 3	3 / 3
Max Stable Difference	0.49 dB	0.42 dB

TEST B.4: POWER SPECTRAL DENSITY

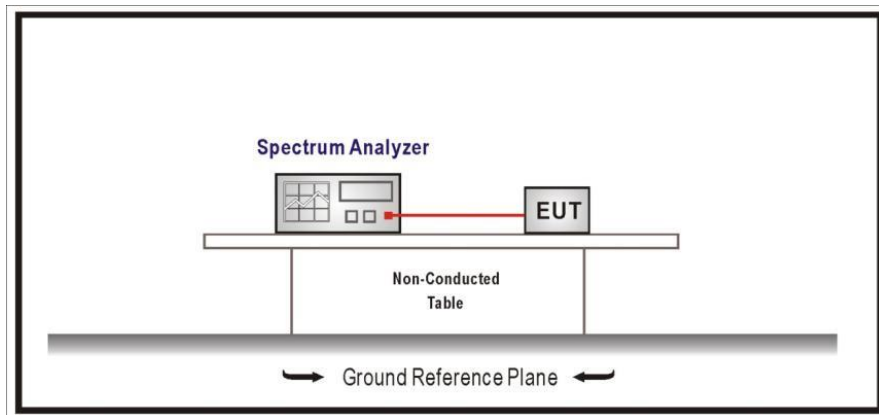
LIMITS:	Product standard:	Part 15 Subpart C §15.247 and RSS-247
	Test standard:	Part 15 Subpart C §15.247(e) and RSS-247 5.2 (b)

LIMITS

For digitally modulated systems, the power spectral density conducted from the intentional radiator to the antenna shall not be greater than 8 dBm in any 3 kHz band during any time interval of continuous transmission.

TEST SETUP

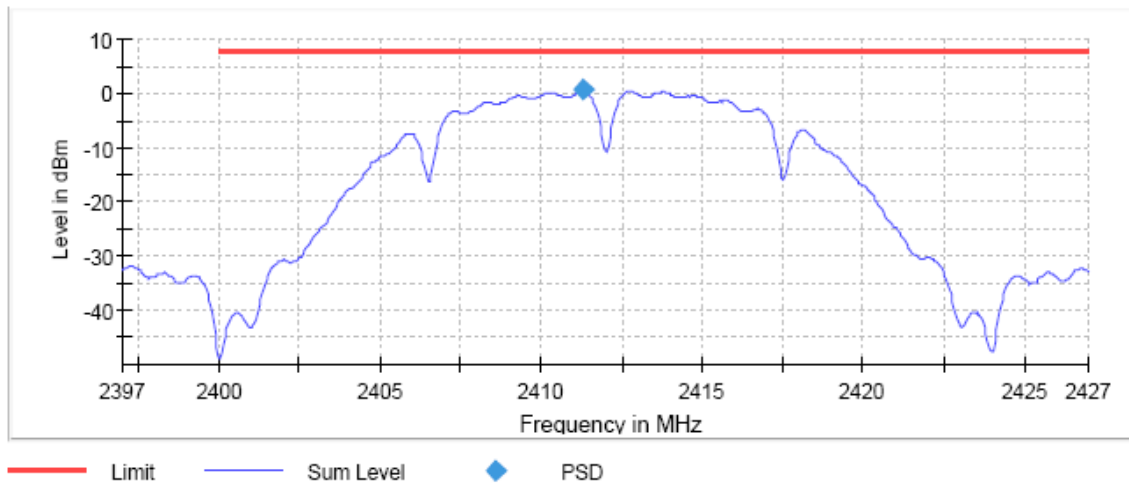
For all modes, the maximum power spectral density level in the fundamental emission was measured using the method AVGPSD-1 according to point 10.3. of Guidance for Performing Compliance Measurements on Digital Transmission Systems (DTS) Operating Under §15.247 558074 D01 DTS Meas Guidance v04 dated 05/04/2017.



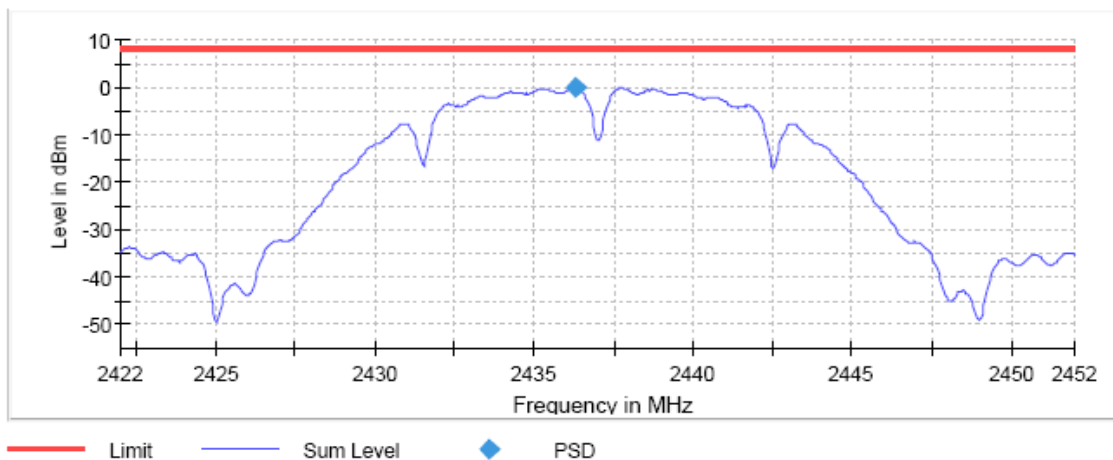
TESTED SAMPLES:	S/01
TESTED CONDITIONS MODES:	TC#01 (b mode)
TEST RESULTS:	PASS

	Lowest frequency 2412 MHz	Middle frequency 2437 MHz	Highest frequency 2462 MHz
Power spectral density (dBm)	0.647	-0.007	0.329
Measurement uncertainty (dB)	<±0.78		

Lowes Channel

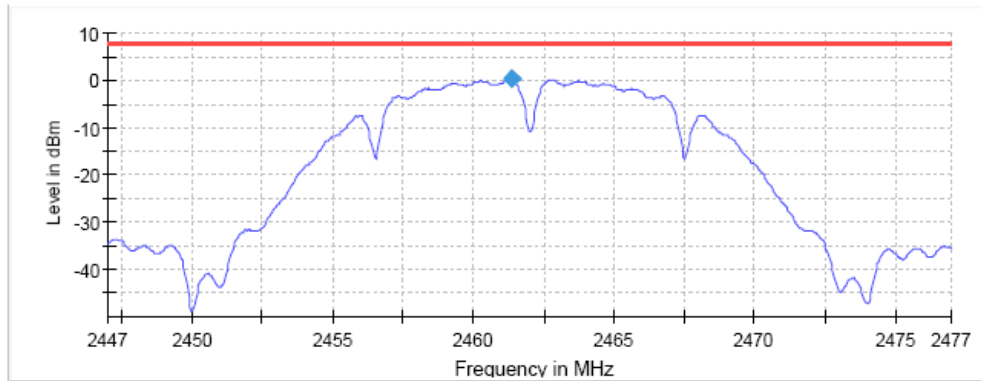


Middle Channel



TEST RESULTS (Cont.):

Highest Channel



— Limit — Sum Level ◆ PSD

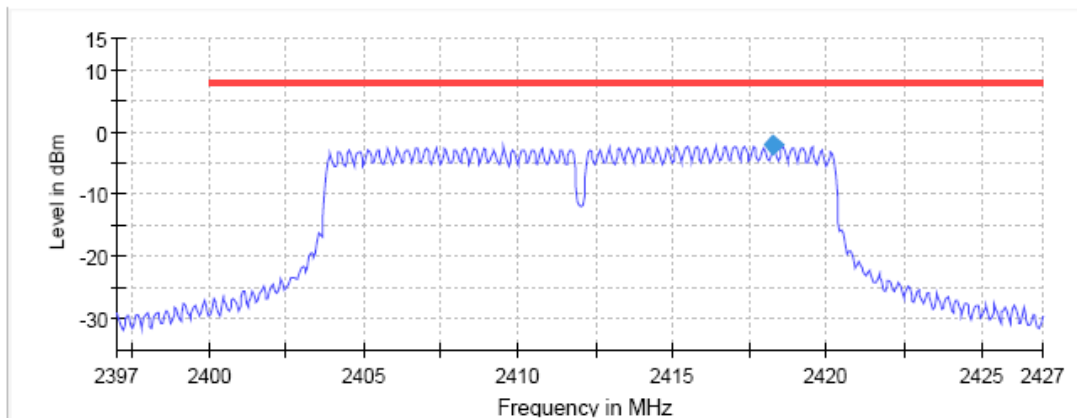
Measurement

Setting	Instrument Value	Instrument Value	Instrument Value
Start Frequency	2.39700 GHz	2.42200 GHz	2.44700 GHz
Stop Frequency	2.42700 GHz	2.45200 GHz	2.47700 GHz
Span	30.000 MHz	30.000 MHz	30.000 MHz
RBW	100.000 kHz	100.000 kHz	100.000 kHz
VBW	300.000 kHz	300.000 kHz	300.000 kHz
Sweep Points	600	600	600
Sweep time	3 s	3 s	3 s
Reference Level	20.000 dBm	20.000 dBm	20.000 dBm
Attenuation	40.000 dB	40.000 dB	40.000 dB
Detector	RMS	RMS	RMS
Sweep Count	1	1	1
Filter	3 dB	3 dB	3 dB
Trace Mode	Max Hold	Max Hold	Max Hold
Sweep type	Sweep	Sweep	Sweep
Preamp	off	off	off
Stable mode	Trace	Trace	Trace
Stable value	0.50 dB	0.50 dB	0.50 dB
Run	4 / max.150	4 / max. 150	4 / max. 150
Stable	3 / 3	3 / 3	3 / 3
Max Stable Difference	0.25 dB	0.23 dB	0.25 dB

TESTED SAMPLES:	S/01
TESTED CONDITIONS MODES:	TC#02 (g mode)
TEST RESULTS:	PASS

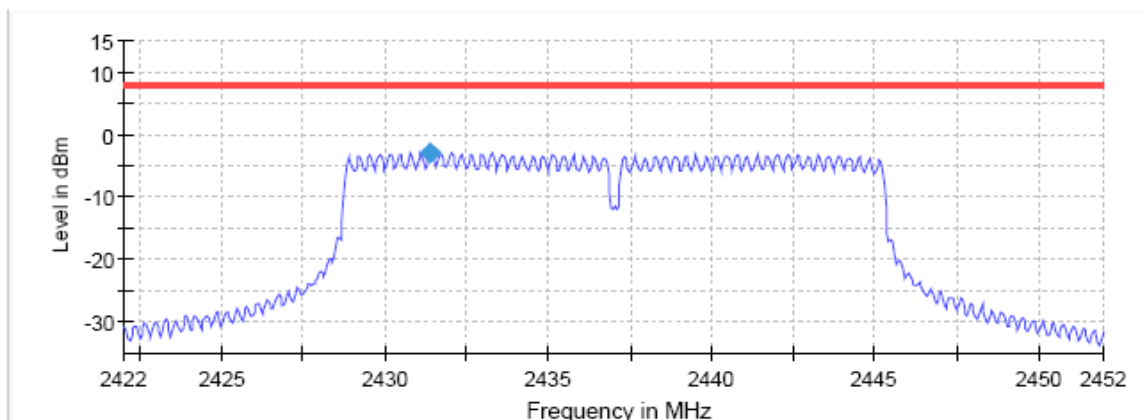
	Lowest frequency 2412 MHz	Middle frequency 2437 MHz	Highest frequency 2462 MHz
Power spectral density (dBm)	-2.139	-2.890	-2.626
Measurement uncertainty (dB)	<±0.78		

Lowest Channel



— Limit — Sum Level ◆ PSD

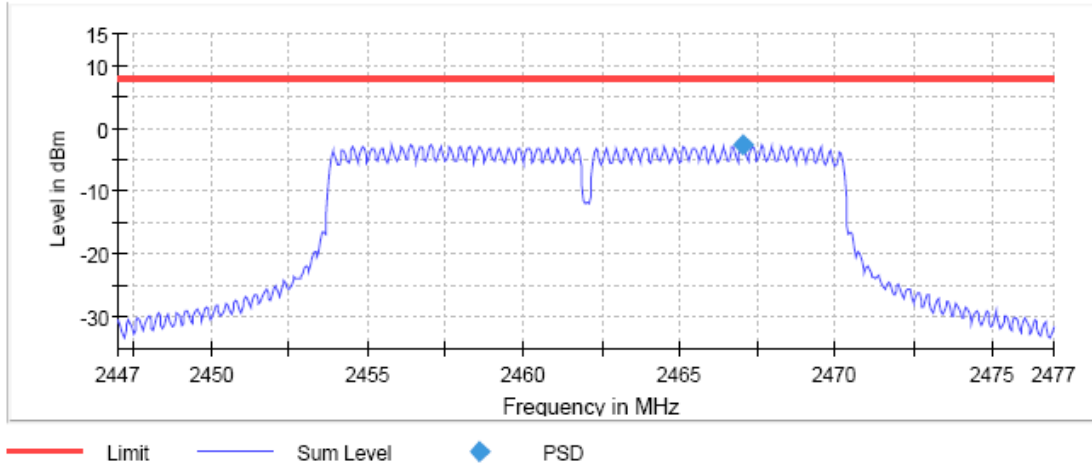
Middle Channel



— Limit — Sum Level ◆ PSD

TEST RESULTS (Cont.):

Highest Channel



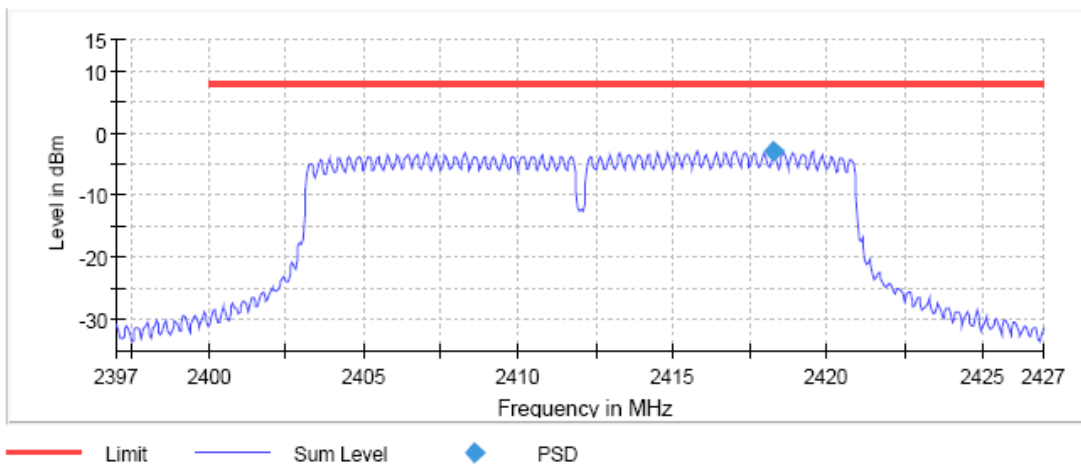
Measurement

Setting	Instrument Value	Instrument Value	Instrument Value
Start Frequency	2.39700 GHz	2.42200 GHz	2.44700 GHz
Stop Frequency	2.42700 GHz	2.45200 GHz	2.47700 GHz
Span	30.000 MHz	30.000 MHz	30.000 MHz
RBW	100.000 kHz	100.000 kHz	100.000 kHz
VBW	300.000 kHz	300.000 kHz	300.000 kHz
Sweep Points	600	600	600
Sweep time	3 s	3 s	3 s
Reference Level	20.000 dBm	20.000 dBm	20.000 dBm
Attenuation	40.000 dB	40.000 dB	40.000 dB
Detector	RMS	RMS	RMS
Sweep Count	1	1	1
Filter	3 dB	3 dB	3 dB
Trace Mode	Max Hold	Max Hold	Max Hold
Sweep type	Sweep	Sweep	Sweep
Preamp	off	off	off
Stable mode	Trace	Trace	Trace
Stable value	0.50 dB	0.50 dB	0.50 dB
Run	7 / max.150	5 / max. 150	5 / max. 150
Stable	3 / 3	3 / 3	3 / 3
Max Stable Difference	0.21 dB	0.30 dB	0.41 dB

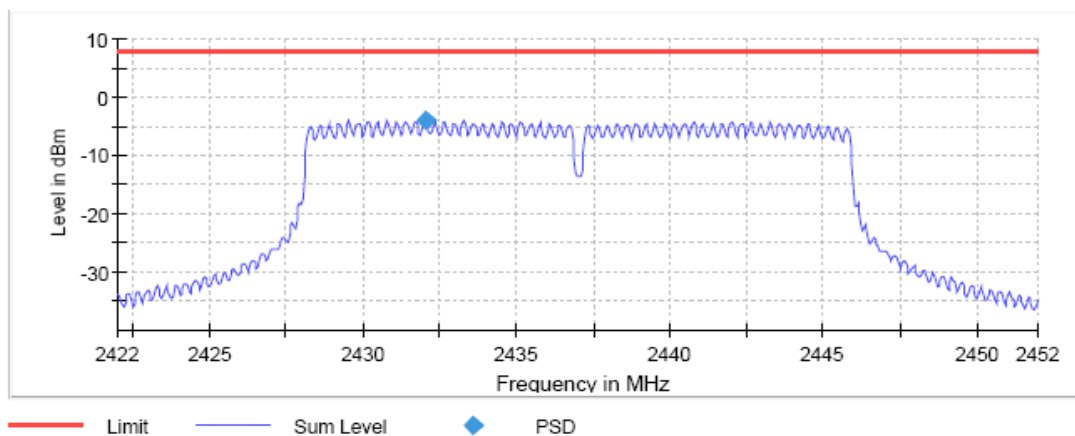
TESTED SAMPLES:	S/01
TESTED CONDITIONS MODES:	TC#03 (n20 mode)
TEST RESULTS:	PASS

	Lowest frequency 2412 MHz	Middle frequency 2437 MHz	Highest frequency 2462 MHz
Power spectral density (dBm)	-2.796	-3.821	-3.611
Measurement uncertainty (dB)	<±0.78		

Lowest Channel

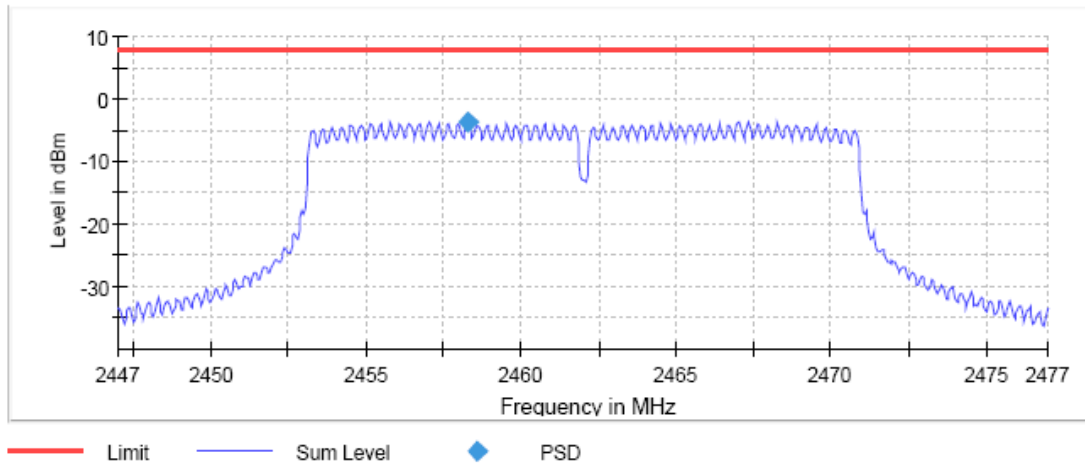


Middle Channel



TEST RESULTS (Cont.):

Highest Channel



Measurement

Setting	Instrument Value	Instrument Value	Instrument Value
Start Frequency	2.39700 GHz	2.42200 GHz	2.44700
Stop Frequency	2.42700 GHz	2.45200 GHz	2.47700
Span	30.000 MHz	30.000 MHz	30.000 MHz
RBW	100.000 kHz	100.000 kHz	100.000 kHz
VBW	300.000 kHz	300.000 kHz	300.000 kHz
Sweep Points	600	600	600
Sweep time	3 s	3 s	3 s
Reference Level	20.000 dBm	20.000 dBm	20.000 dBm
Attenuation	40.000 dB	40.000 dB	40.000 dB
Detector	RMS	RMS	RMS
Sweep Count	1	1	1
Filter	3 dB	3 dB	3 dB
Trace Mode	Max Hold	Max Hold	Max Hold
Sweep type	Sweep	Sweep	Sweep
Preamp	off	off	off
Stable mode	Trace	Trace	Trace
Stable value	0.50 dB	0.50 dB	0.50 dB
Run	24 / max.150	5 / max. 150	5 / max. 150
Stable	3 / 3	3 / 3	3 / 3
Max Stable Difference	0.37 dB	0.36 dB	0.28 dB

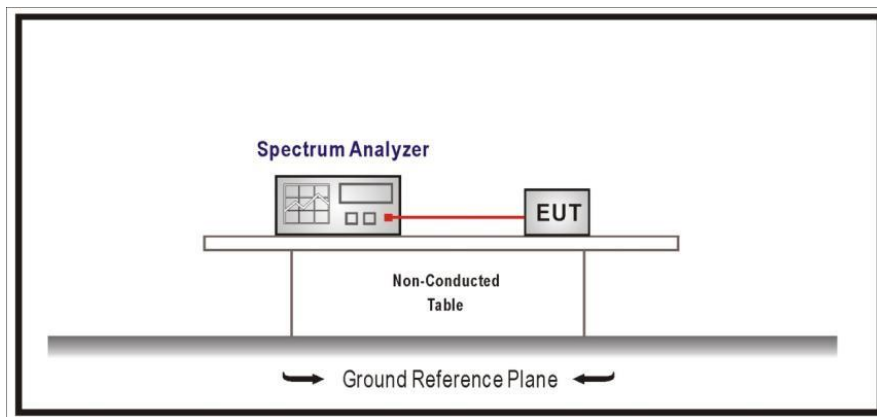
TEST B.5: EMISSION LIMITATIONS CONDUCTED (TRANSMITTER)

LIMITS:	Product standard:	Part 15 Subpart C §15.247 and RSS-247
	Test standard:	Part 15 Subpart C §15.247(d) and RSS-247 5.5

LIMITS

In any 100 kHz bandwidth outside the frequency band in which the digitally modulated intentional radiator is operating, the radio frequency power that is produced by the intentional radiator shall be at least 20 dB below that in the 100 kHz bandwidth within the band that contains the highest level of the desired power. If the transmitter complies with the conducted power limits based on the use of RMS averaging over a time interval, the attenuation required shall be 30 dB instead of 20 dB.

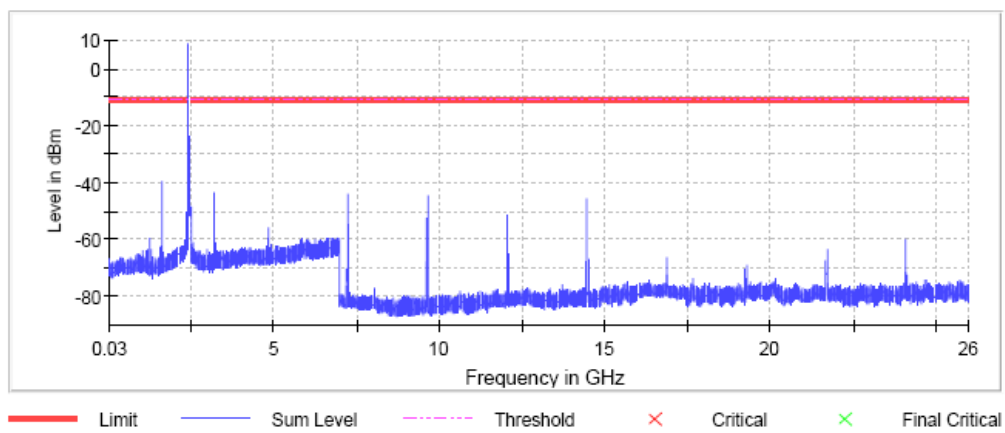
TEST SETUP



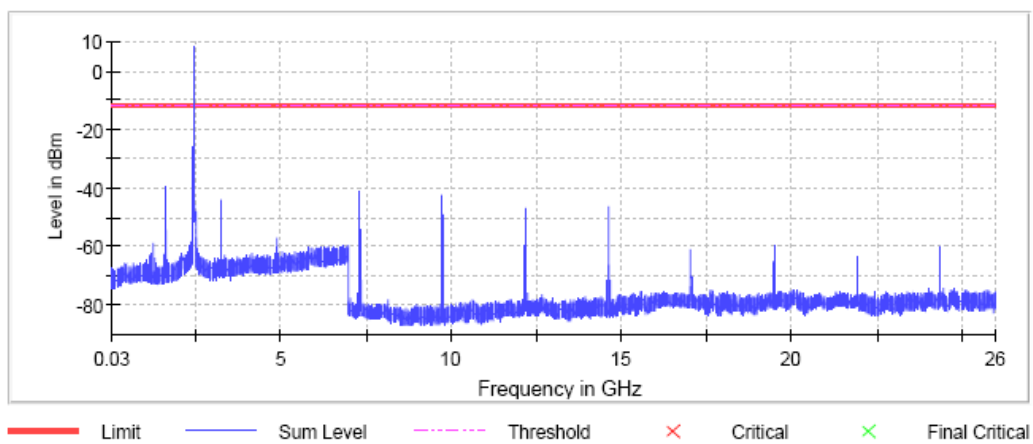
TESTED SAMPLES:	S/01
TESTED CONDITIONS MODES:	TC#01 (b mode)
TEST RESULTS:	PASS

No spurious signal was detected at 20dB below the limit or above for all three channels.

Lowest Channel

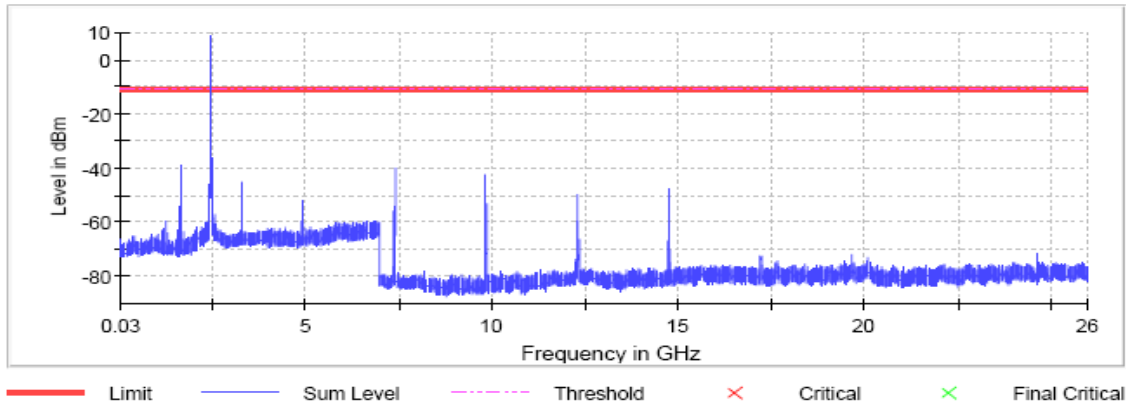


Middle Channel



TEST RESULTS (Cont.):

Highest Channel



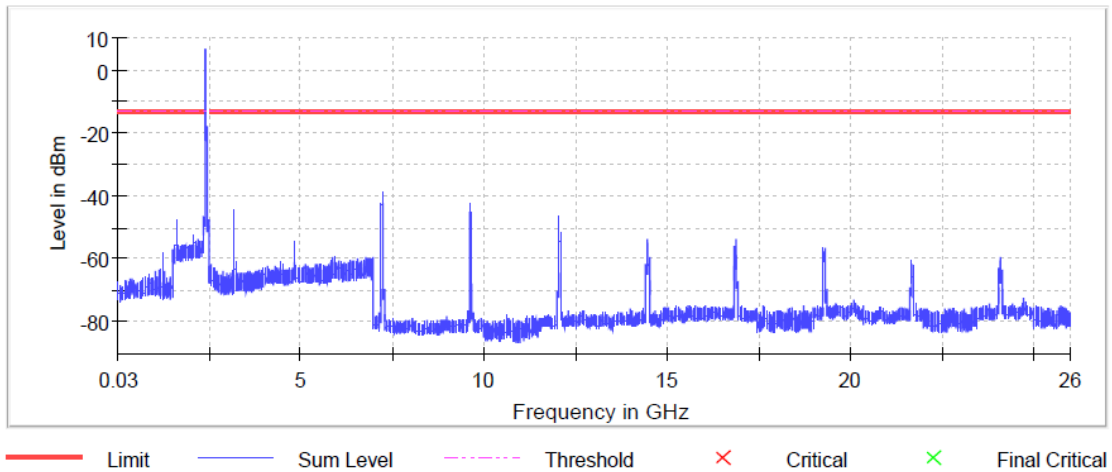
Measurement Settings

Setting	Instrument Value
Start Frequency	30.000 MHz
Stop Frequency	26 GHz
RBW	100.000 kHz
VBW	300.000 kHz
Sweep Points	29400
Sweep time	29.4 ms
Reference Level	-10.000 dBm
Attenuation	20.000 dB
Detector	MaxPeak
Sweep Count	30
Filter	3 dB
Trace Mode	Max Hold
Sweep type	Sweep
Preamp	off
Stable mode	Trace
Stable value	0.50 dB
Run	7 / max. 150
Stable	3 / 3
Max Stable Difference	0.00 dB

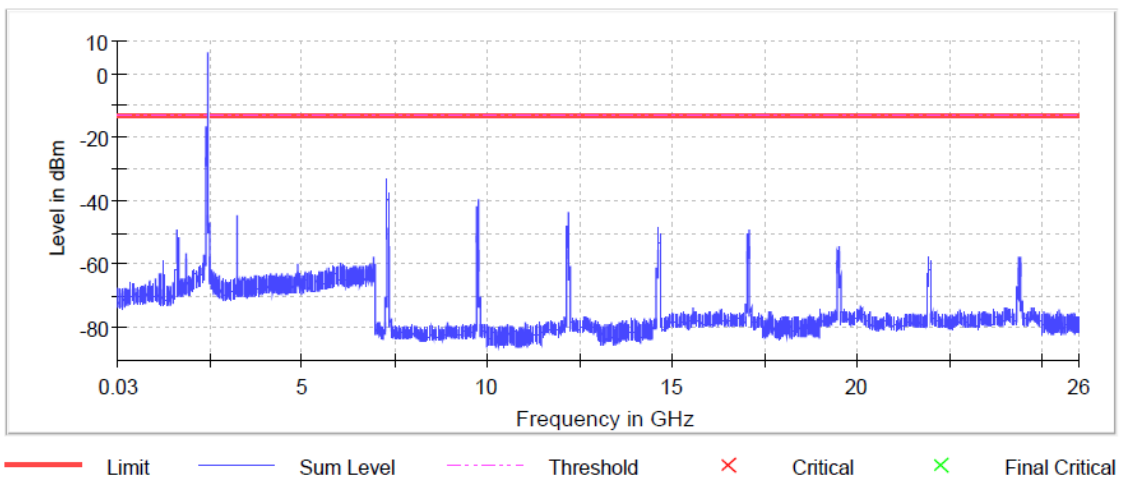
TESTED SAMPLES:	S/01
TESTED CONDITIONS MODES:	TC#02 (g mode)
TEST RESULTS:	PASS

No spurious signal was detected at 20dB below the limit or above for all three channels.

Lowest Channel

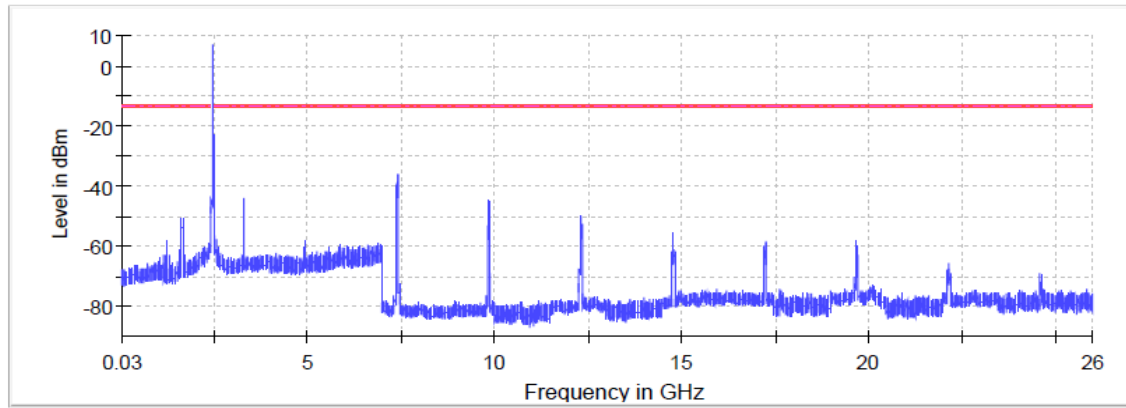


Middle Channel



TEST RESULTS (Cont.):

Highest Channel



— Limit — Sum Level - - - Threshold × Critical × Final Critical

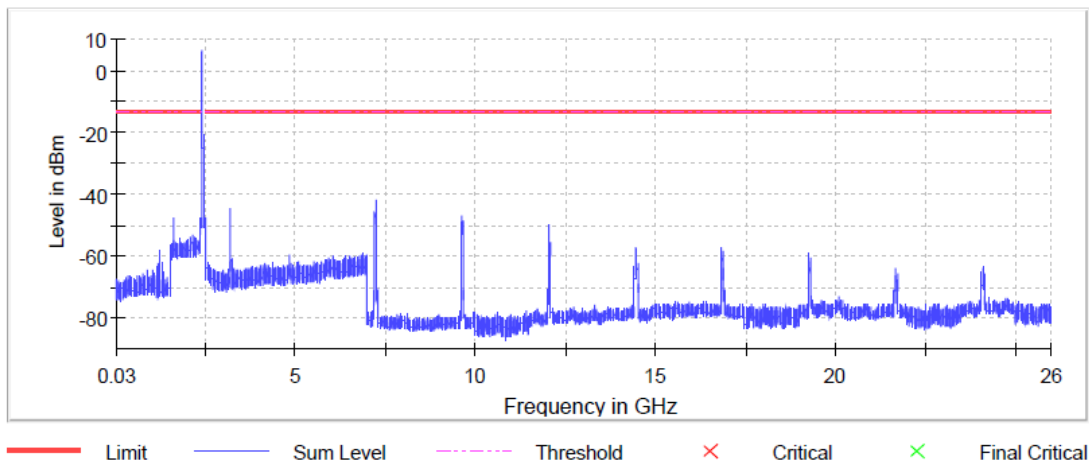
Measurement Settings

Setting	Instrument Value
Start Frequency	30.000 MHz
Stop Frequency	26 GHz
RBW	100.000 kHz
VBW	300.000 kHz
Sweep Points	29400
Sweep time	29.4 ms
Reference Level	-10.000 dBm
Attenuation	20.000 dB
Detector	MaxPeak
Sweep Count	30
Filter	3 dB
Trace Mode	Max Hold
Sweep type	Sweep
Preamp	off
Stable mode	Trace
Stable value	0.50 dB
Run	7 / max. 150
Stable	3 / 3
Max Stable Difference	0.05 dB

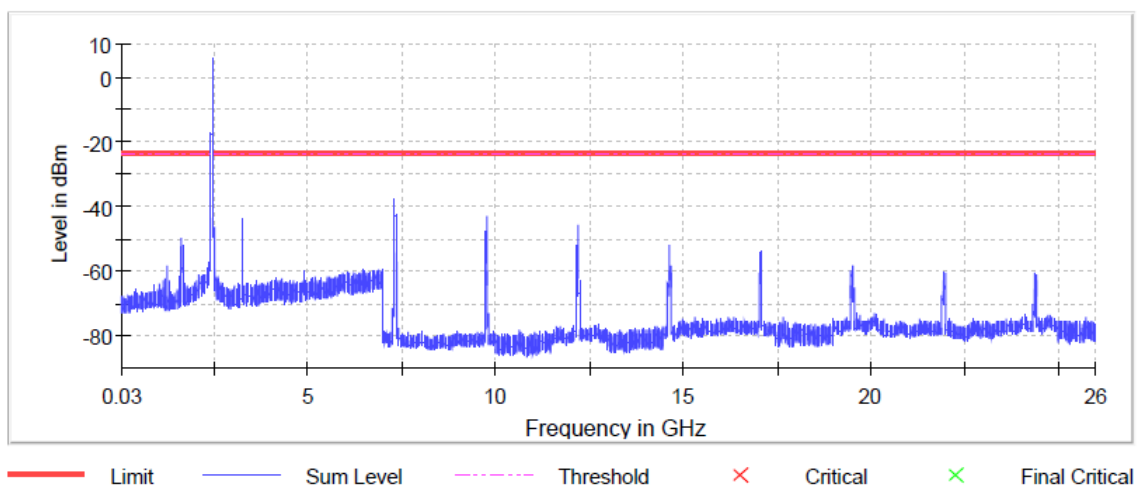
TESTED SAMPLES:	S/01
TESTED CONDITIONS MODES:	TC#03 (n20 mode)
TEST RESULTS:	PASS
TEST RESULTS (Cont.):	

No spurious signal was detected at 20dB below the limit or above for all three channels.

Lowest Channel

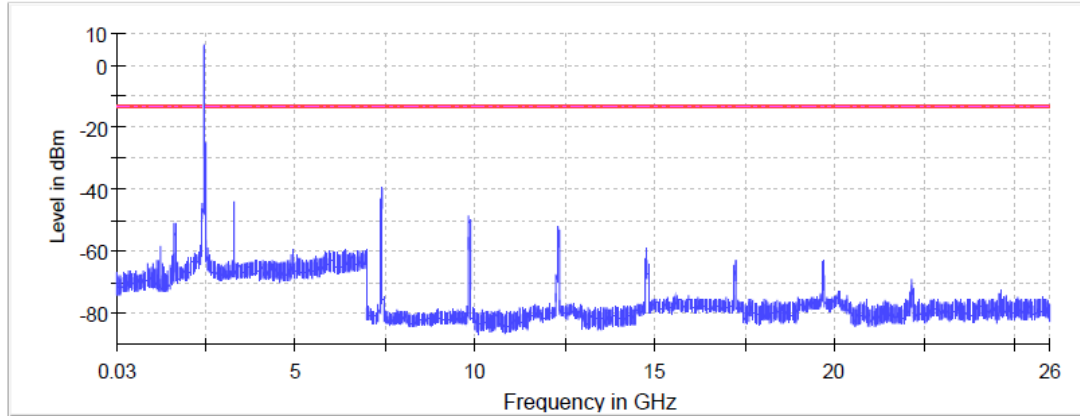


Middle Channel



TEST RESULTS (Cont.):

Highest Channel



— Limit — Sum Level - - - Threshold × Critical × Final Critical

Measurement Settings

Setting	Instrument Value
Start Frequency	30.000 MHz
Stop Frequency	26 GHz
RBW	100.000 kHz
VBW	300.000 kHz
Sweep Points	29400
Sweep time	29.4 ms
Reference Level	-10.000 dBm
Attenuation	20.000 dB
Detector	MaxPeak
Sweep Count	30
Filter	3 dB
Trace Mode	Max Hold
Sweep type	FFT
Preamp	off
Stable mode	Trace
Stable value	0.50 dB
Run	10 / max. 150
Stable	3 / 3
Max Stable Difference	0.00 dB

TEST B.6: EMISSION LIMITATIONS RADIATED (TRANSMITTER)

LIMITS:	Product standard:	Part 15 Subpart C §15.247 and RSS-247
	Test standard:	Part 15 Subpart C §15.247(d) and RSS-247 5.5

LIMITS

Radiated emissions which fall in the restricted bands, as defined in §15.205(a), must also comply with the radiated emission limits specified in §15.209(a) (see §15.205(c) / RSS-Gen):

Frequency Range (MHz)	Field strength (µV/m)	Field strength (dBµV/m)	Measurement distance (m)
0.009-0.490	2400/F(kHz)	-	300
0.490-1.705	24000/F(kHz)	-	30
1.705 - 30.0	30	-	30
30 - 88	100	40	3
88 - 216	150	43.5	3
216 - 960	200	46	3
960 - 25000	500	54	3

The emission limits shown in the above table are based on measurements employing CISPR quasi-peak detector except for the frequency bands 9-90 kHz, 110-490 kHz and above 1000 MHz. Radiated emission limits in these three bands are based on measurements employing an average detector.

For average radiated emission measurements above 1000 MHz, there is also a limit corresponding to 20 dB above the indicated values in the table is specified when measuring with peak detector function.

RSS-247. Attenuation below the general field strength limits specified in RSS-Gen is not required

TEST SETUP

All radiated tests were performed in a semi-anechoic chamber. The measurement antenna is situated at 3 m for the frequency range 30-1000 MHz (Bilog antenna) and at 1m for the frequency range 1-40 GHz (1 GHz-18 GHz and 18 GHz-40 GHz Double ridge horn antennas).

For radiated emissions in the range 1-40 GHz that is performed at a distance closer than the specified distance, an inverse proportionality factor of 20 dB per decade is used to normalize the measured data for determining compliance.

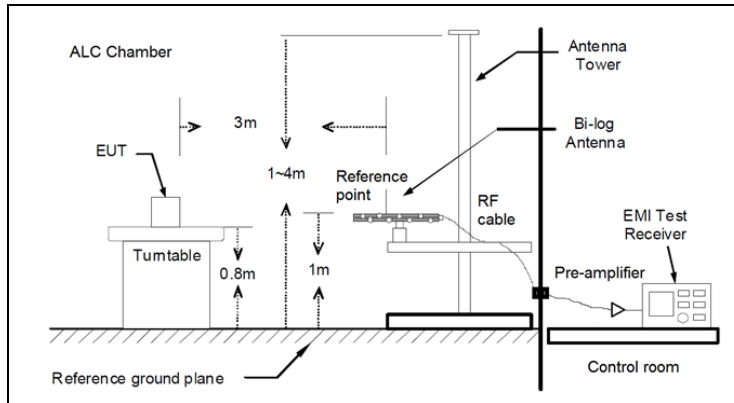
The equipment under test was set up on a non-conductive platform above the ground plane and the situation and orientation was varied to find the maximum radiated emission. It was also rotated 360° and the antenna height was varied from 1 to 4 meters to find the maximum radiated emission.

Measurements were made in both horizontal and vertical planes of polarization.

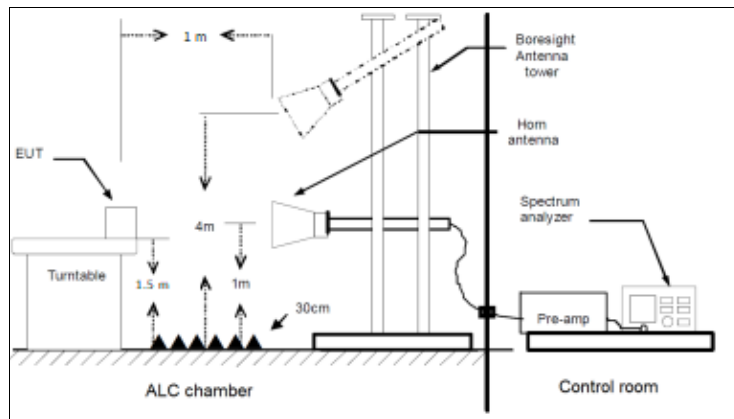
The field strength is calculated by adding correction factor to the measured level from the spectrum analyzer. This correction factor includes antenna factor, cable loss and pre-amplifiers gain.

TEST SETUP (CONT.)

Radiated measurements Setup $f < 1$ GHz



Radiated measurements setup $f > 1$ GHz



TESTED SAMPLES:	S/03
TESTED CONDITIONS MODES:	TC#01 (b mode)
TEST RESULTS:	PASS

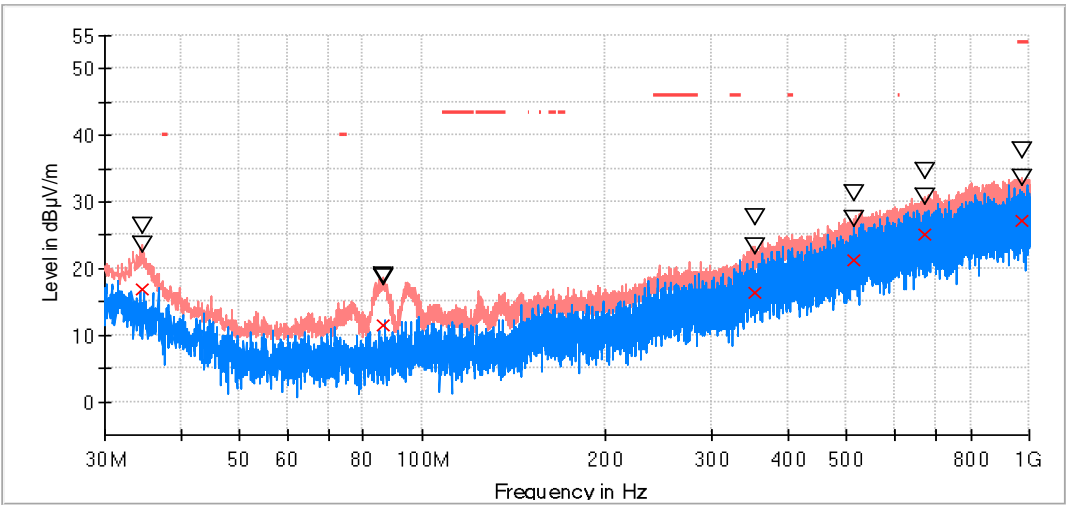
Frequency range 30 MHz – 1000 MHz

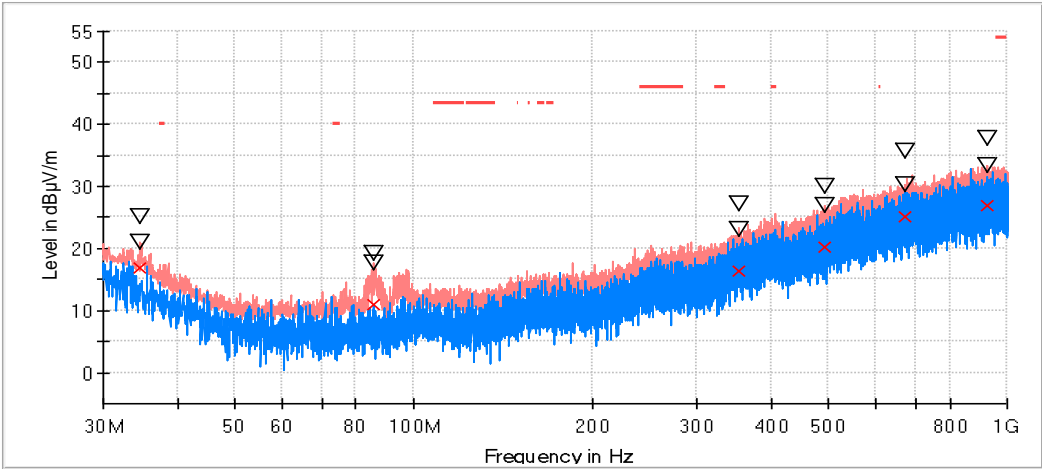
The spurious emissions below 1 GHz do not depend on the operating channel and mode selected in the EUT. See worst operation mode selected for this range. (b mode)

Frequency range 1 GHz – 26 GHz

The results in the next tables show the maximum measured levels in the 1-26 GHz range including the restricted bands 2.31-2.39 GHz and 2.4835-2.5 GHz (see next plots).

The radiated spurious signals detected at less than 10 dB respect to the limit for the lowest, middle and highest operating channels are showed in the tables below of each frequency range.

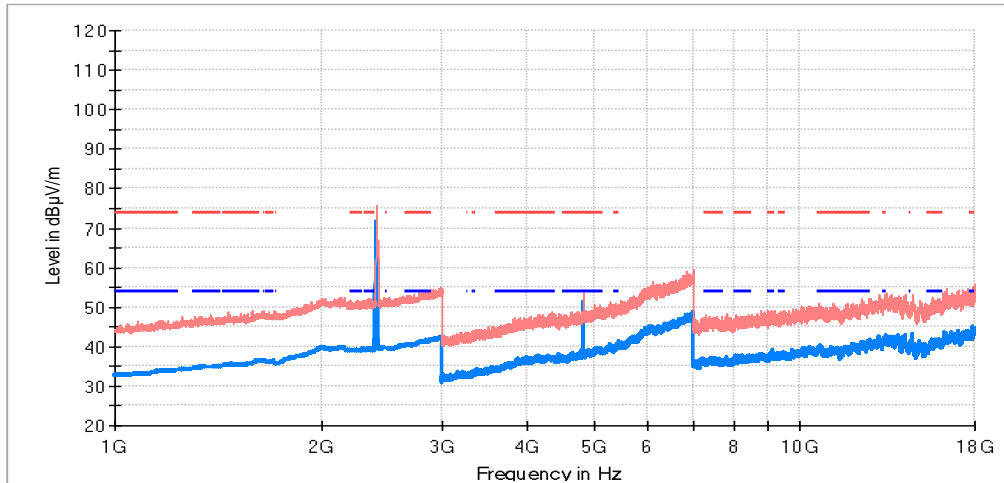
TEST RESULTS (Cont.)																													
FREQUENCY RANGE	30 MHz – 1 GHz																												
CHANNEL: Middle (2437 MHz).																													
<p style="text-align: center;">RF_FCC_15_247_E Field_30MHz_1 GHz</p>  <p> — PK+_MAXH — PK+_CLRWR — TX limits to Spurious Emission FCC1 5.247 (30MHz to 1 GHz) Restricted Bands QPK Limit ▽ PK+_MAXH(1)@RE0101_LR_30MHz-1 GHz_LowCh_bmode ▽ MaxPeak-PK+ (Single) × QuasiPeak-QPK (Single) </p>																													
Result Table_Single																													
<table border="1"> <thead> <tr> <th>Frequency (MHz)</th> <th>MaxPeak (dBµV/m)</th> <th>QuasiPeak (dBµV/m)</th> <th>Pol</th> </tr> </thead> <tbody> <tr> <td>34.607500</td> <td>26.3</td> <td>16.8</td> <td>V</td> </tr> <tr> <td>86.017500</td> <td>18.8</td> <td>11.5</td> <td>V</td> </tr> <tr> <td>353.155500</td> <td>27.8</td> <td>16.4</td> <td>H</td> </tr> <tr> <td>513.981500</td> <td>31.4</td> <td>21.3</td> <td>H</td> </tr> <tr> <td>670.927500</td> <td>34.8</td> <td>25.2</td> <td>V</td> </tr> <tr> <td>973.034000</td> <td>37.8</td> <td>27.3</td> <td>V</td> </tr> </tbody> </table>		Frequency (MHz)	MaxPeak (dBµV/m)	QuasiPeak (dBµV/m)	Pol	34.607500	26.3	16.8	V	86.017500	18.8	11.5	V	353.155500	27.8	16.4	H	513.981500	31.4	21.3	H	670.927500	34.8	25.2	V	973.034000	37.8	27.3	V
Frequency (MHz)	MaxPeak (dBµV/m)	QuasiPeak (dBµV/m)	Pol																										
34.607500	26.3	16.8	V																										
86.017500	18.8	11.5	V																										
353.155500	27.8	16.4	H																										
513.981500	31.4	21.3	H																										
670.927500	34.8	25.2	V																										
973.034000	37.8	27.3	V																										

TEST RESULTS (Cont.)																													
FREQUENCY RANGE	30 MHz – 1 GHz (RSS CHANNEL)																												
CHANNEL: Middle (2442 MHz).																													
<p style="text-align: center;">RF_FCC_15.247_E Field_30MHz_1GHz</p>  <p> — PK+_MAXH — PK+_CLPWR — TX limits to Spurious Emission FCC15.247 (30MHz to 1GHz) Restricted Bands QPK Limit ▽ PK+_MAXH(1)@RE0103_LR_30MHz-1GHz_MidCh_bmode_2442_20dBm ▽ MaxPeak-PK+ (Single) × QuasiPeak-QPK (Single) </p> <p style="text-align: center;">Result Table_Single</p> <table border="1" data-bbox="531 1397 1059 1608"> <thead> <tr> <th>Frequency (MHz)</th> <th>MaxPeak (dBµV/m)</th> <th>QuasiPeak (dBµV/m)</th> <th>Pol</th> </tr> </thead> <tbody> <tr> <td>34.607500</td> <td>25.2</td> <td>16.9</td> <td>V</td> </tr> <tr> <td>85.775000</td> <td>19.3</td> <td>11.1</td> <td>V</td> </tr> <tr> <td>351.991500</td> <td>27.2</td> <td>16.3</td> <td>H</td> </tr> <tr> <td>490.895500</td> <td>30.1</td> <td>20.3</td> <td>H</td> </tr> <tr> <td>673.352500</td> <td>35.6</td> <td>25.1</td> <td>H</td> </tr> <tr> <td>921.818000</td> <td>37.6</td> <td>27.1</td> <td>H</td> </tr> </tbody> </table>		Frequency (MHz)	MaxPeak (dBµV/m)	QuasiPeak (dBµV/m)	Pol	34.607500	25.2	16.9	V	85.775000	19.3	11.1	V	351.991500	27.2	16.3	H	490.895500	30.1	20.3	H	673.352500	35.6	25.1	H	921.818000	37.6	27.1	H
Frequency (MHz)	MaxPeak (dBµV/m)	QuasiPeak (dBµV/m)	Pol																										
34.607500	25.2	16.9	V																										
85.775000	19.3	11.1	V																										
351.991500	27.2	16.3	H																										
490.895500	30.1	20.3	H																										
673.352500	35.6	25.1	H																										
921.818000	37.6	27.1	H																										

TEST RESULTS (Cont.)

1 – 18 GHz

CHANNEL: Low (2412 MHz).



- AVG_MAXH
- PK+MAXH
- TX limits to Spurious Emission FCC1 5.247 (1 GHz to 26 GHz) Restricted Bands PK Limit
- TX limits to Spurious Emission FCC1 5.247 (1 GHz to 26 GHz) Restricted Bands AVG Limit

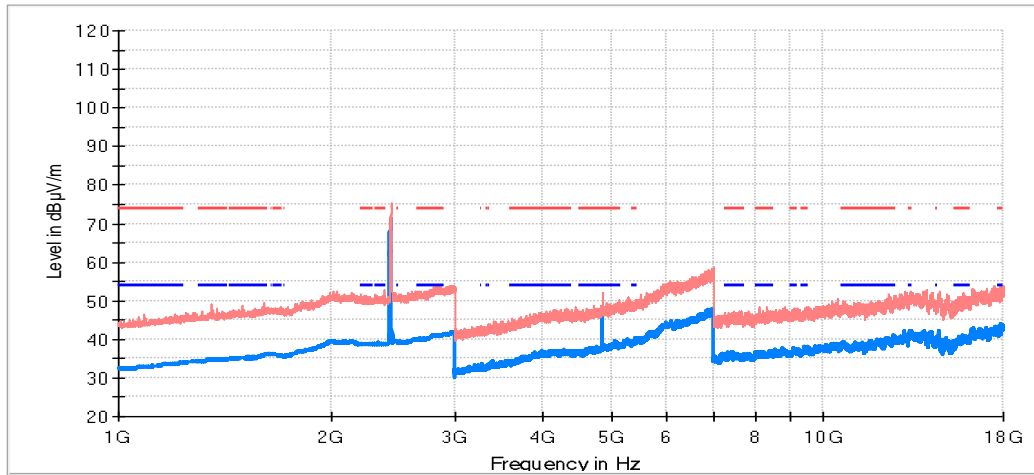
Maximizations

Frequency (MHz)	PK+MAXH (dBµV/m)	AVG_MAXH (dBµV/m)	Pol	Comment
2414.000000	75.59	71.64	V	Fundamental
4824.000000	54.36	51.39	V	

TEST RESULTS (Cont.)

1 – 18 GHz

CHANNEL: Middle (2437 MHz).



- AVG_MAXH
- PK+_MAXH
- TX limits to Spurious Emission FCC1 5.247 (1GHz to 26 GHz) Restricted Bands PK Limit
- TX limits to Spurious Emission FCC1 5.247 (1GHz to 26 GHz) Restricted Bands AVG Limit

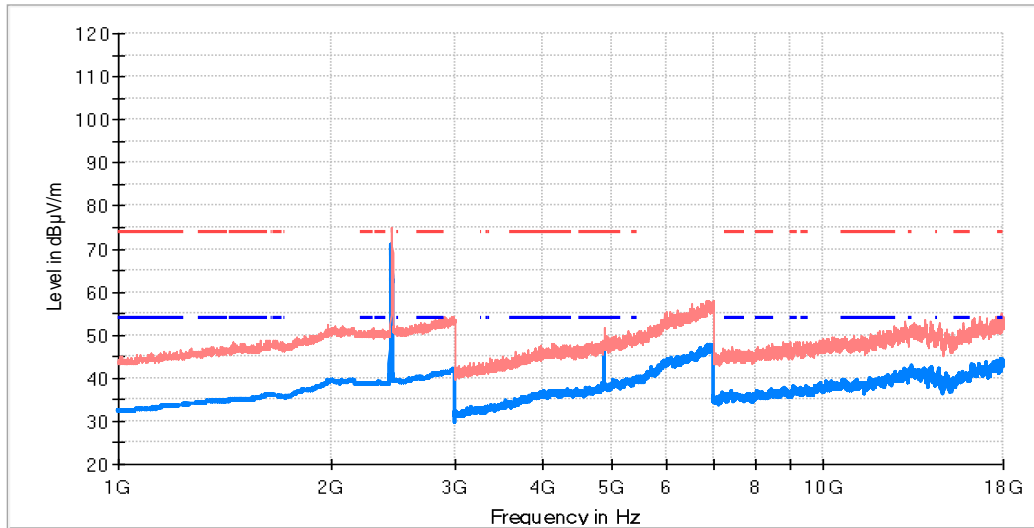
Maximizations

Frequency (MHz)	PK+_MAXH (dBµV/m)	AVG_MAXH (dBµV/m)	Pol	Comment
2436.000000	75.07	71.15	V	Fundamental
4874.000000	52.16	48.35	V	

TEST RESULTS (Cont.)

1 – 18 GHz

CHANNEL: Middle (2442 MHz) RSS CHANNEL



- AVG_MAXH
- PK+_MAXH
- TX limits to Spurious Emission FCC1 5.247 (1GHz to 26 GHz) Restricted Bands PK Limit
- TX limits to Spurious Emission FCC1 5.247 (1GHz to 26 GHz) Restricted Bands AVG Limit

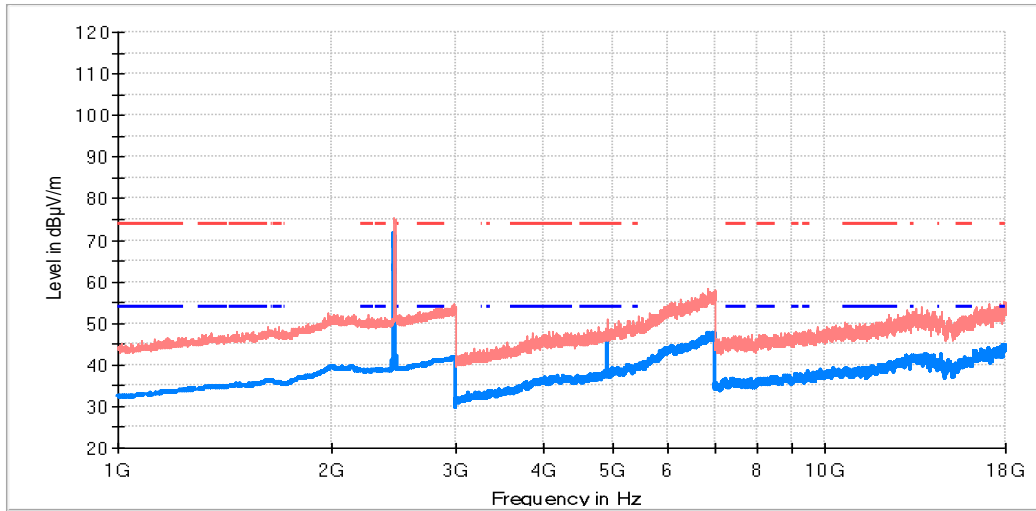
Maximizations

Frequency (MHz)	PK+_MAXH (dBµV/m)	AVG_MAXH (dBµV/m)	PoI	Comment
2441.000000	74.83	70.84	V	Fundamental
4884.000000	51.62	47.38	V	

TEST RESULTS (Cont.)

1 – 18 GHz

CHANNEL: Highest (2462 MHz).



- AVG_MAXH
- PK+_MAXH
- TX limits to Spurious Emission FCC1 5.247 (1GHz to 26 GHz) Restricted Bands PK Limit
- TX limits to Spurious Emission FCC1 5.247 (1GHz to 26 GHz) Restricted Bands AVG Limit

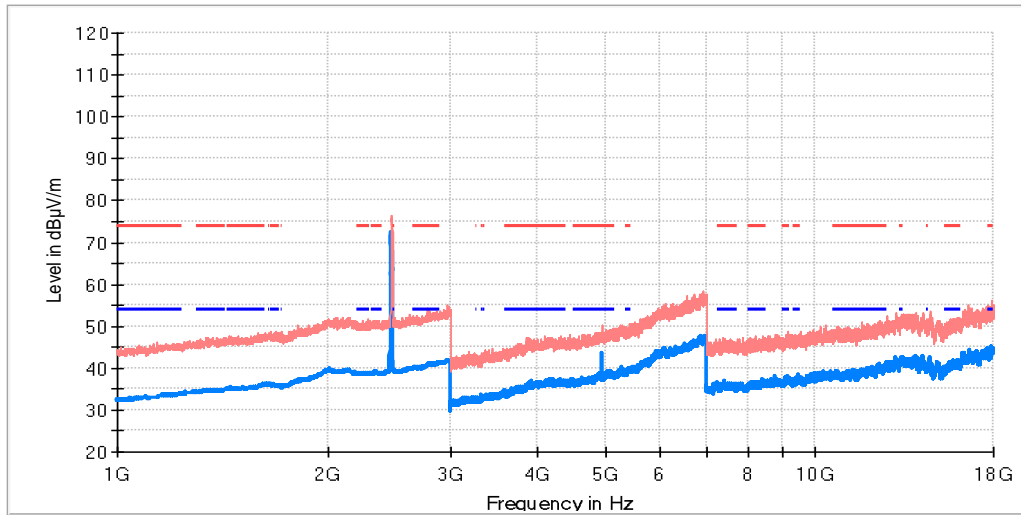
Maximizations

Frequency (MHz)	PK+_MAXH (dBµV/m)	AVG_MAXH (dBµV/m)	PoI	Comment
2460.000000	75.25	71.52	H	Fundamental
4923.500000	49.52	45.06	V	

TEST RESULTS (Cont.)

1 – 18 GHz

CHANNEL: Highest (2472 MHz) RSS CHANNEL



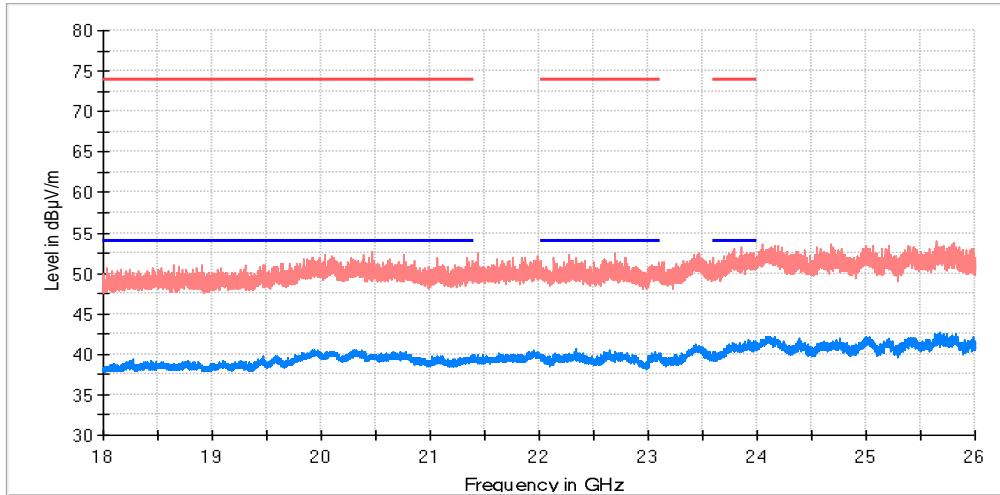
- AVG_MAXH
- PK+ MAXH
- TX limits to Spurious Emission FCC15.247 (1GHz to 26 GHz) Restricted Bands PK Limit
- TX limits to Spurious Emission FCC15.247 (1GHz to 26 GHz) Restricted Bands AVG Limit

Maximizations

Frequency (MHz)	PK+ MAXH (dBµV/m)	AVG_MAXH (dBµV/m)	Pol	Comment
2474.000000	76.36	72.38	V	Fundamental
4944.000000	50.10	43.64	V	

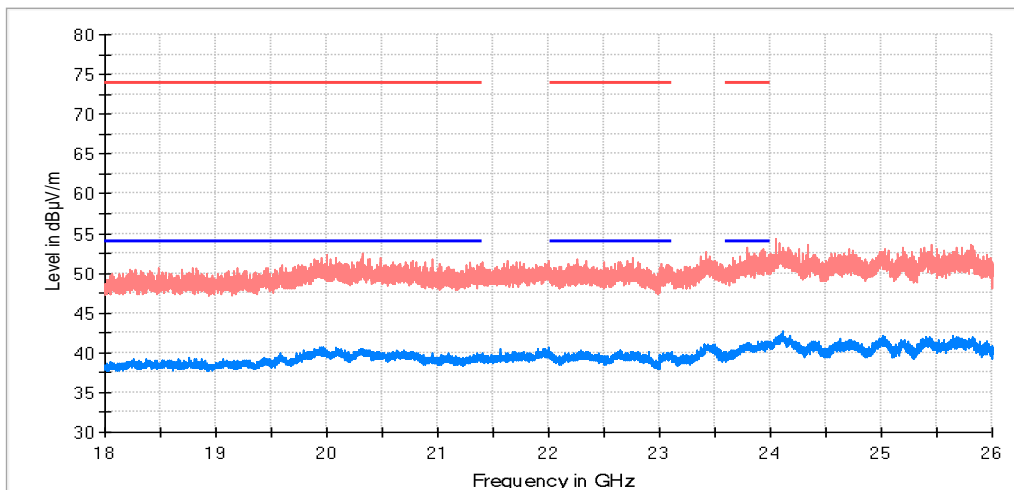
TEST RESULTS (Cont.)	
FREQUENCY RANGE	18 GHz – 26 GHz

CHANNEL: Lowest (2412 MHz).



- AVG_MAXH
- PK+_MAXH
- TX limits to Spurious Emission FCC1 5.247 (1GHz to 26 GHz) Restricted Bands PK Limit
- TX limits to Spurious Emission FCC1 5.247 (1GHz to 26 GHz) Restricted Bands AVG Limit

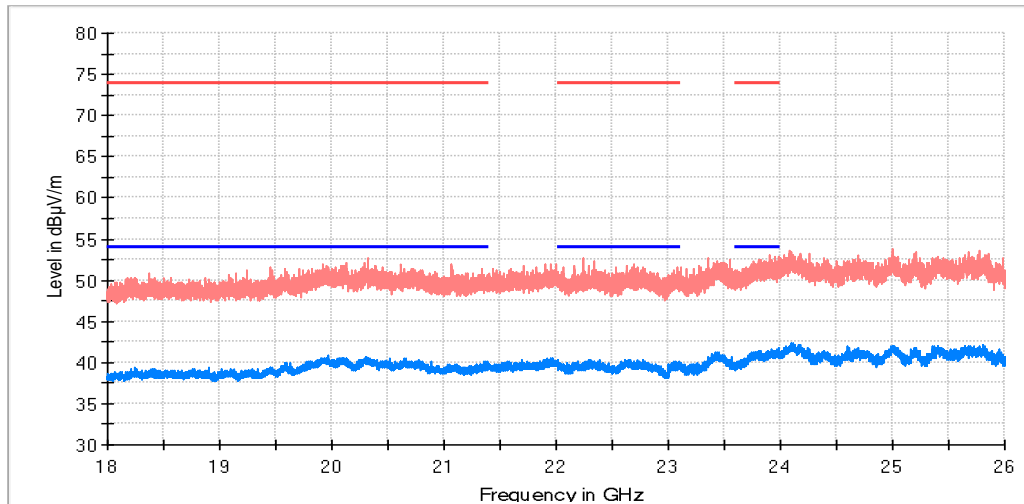
CHANNEL: Middle (2437 MHz).



- AVG_MAXH
- PK+_MAXH
- TX limits to Spurious Emission FCC1 5.247 (1GHz to 26 GHz) Restricted Bands PK Limit
- TX limits to Spurious Emission FCC1 5.247 (1GHz to 26 GHz) Restricted Bands AVG Limit

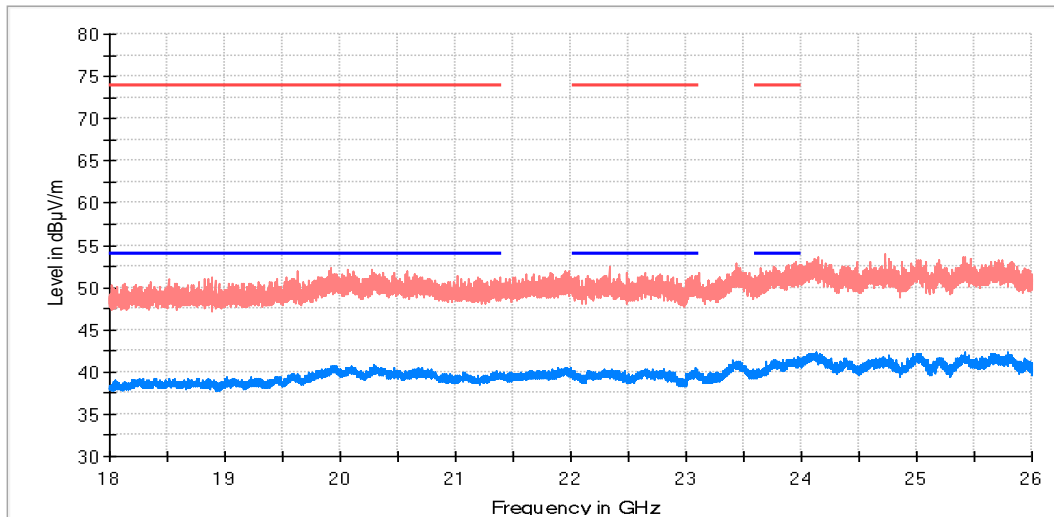
TEST RESULTS (Cont.)

CHANNEL: Middle (2442 MHz) RSS CHANNEL



- AVG_MAXH
- PK+_MAXH
- TX limits to Spurious Emission FCC15.247 (1 GHz to 26 GHz) Restricted Bands PK Limit
- TX limits to Spurious Emission FCC15.247 (1 GHz to 26 GHz) Restricted Bands AVG Limit

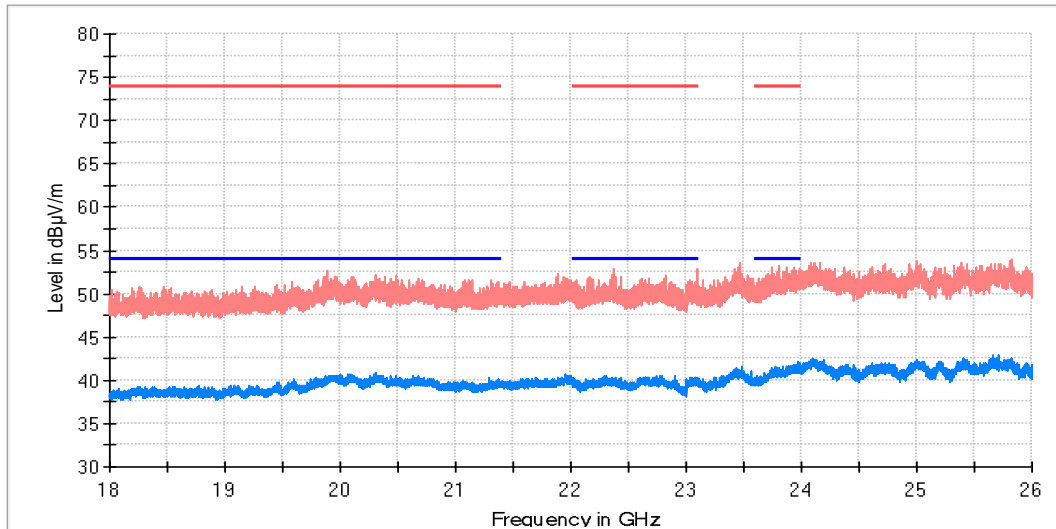
CHANNEL: Highest (2462 MHz).



- AVG_MAXH
- PK+_MAXH
- TX limits to Spurious Emission FCC15.247 (1 GHz to 26 GHz) Restricted Bands PK Limit
- TX limits to Spurious Emission FCC15.247 (1 GHz to 26 GHz) Restricted Bands AVG Limit

TEST RESULTS (Cont.)

CHANNEL: Highest (2472 MHz) RSS CHANNEL

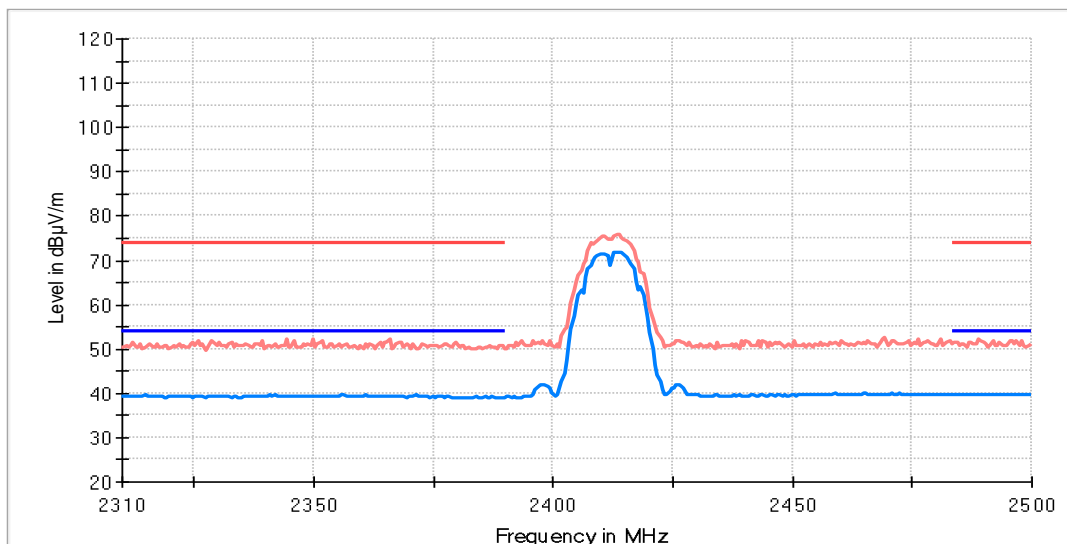


- AVG_MAXH
- PK+_MAXH
- TX limits to Spurious Emission FCC1 5.247 (1GHz to 26 GHz) Restricted Bands PK Limit
- TX limits to Spurious Emission FCC1 5.247 (1GHz to 26 GHz) Restricted Bands AVG Limit

RESTRICTED BANDS

2.31 GHz – 2.5 GHz

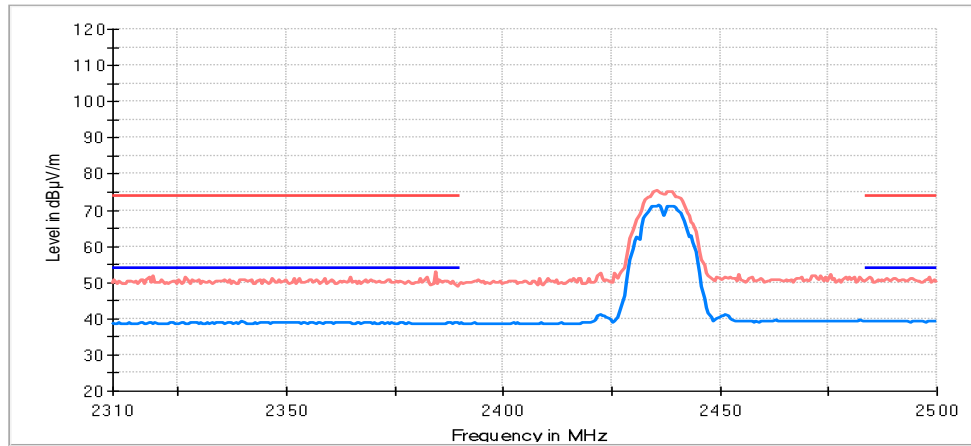
CHANNEL: Lowest (2412 MHz)



- AVG_MAXH
- PK+_MAXH
- TX limits to Spurious Emission FCC1 5.247 (1GHz to 26 GHz) Restricted Bands PK Limit
- TX limits to Spurious Emission FCC1 5.247 (1GHz to 26 GHz) Restricted Bands AVG Limit

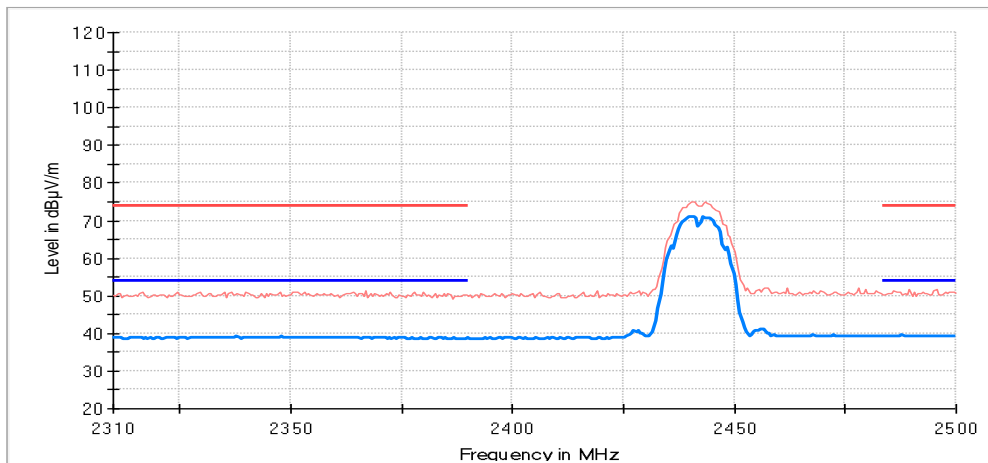
TEST RESULTS (Cont.)

CHANNEL: Middle (2437 MHz)



- AVG_MAXH
- PK+_MAXH
- TX limits to Spurious Emission FCC1 5.247 (1 GHz to 26 GHz) Restricted Bands PK Limit
- TX limits to Spurious Emission FCC1 5.247 (1 GHz to 26 GHz) Restricted Bands AVG Limit

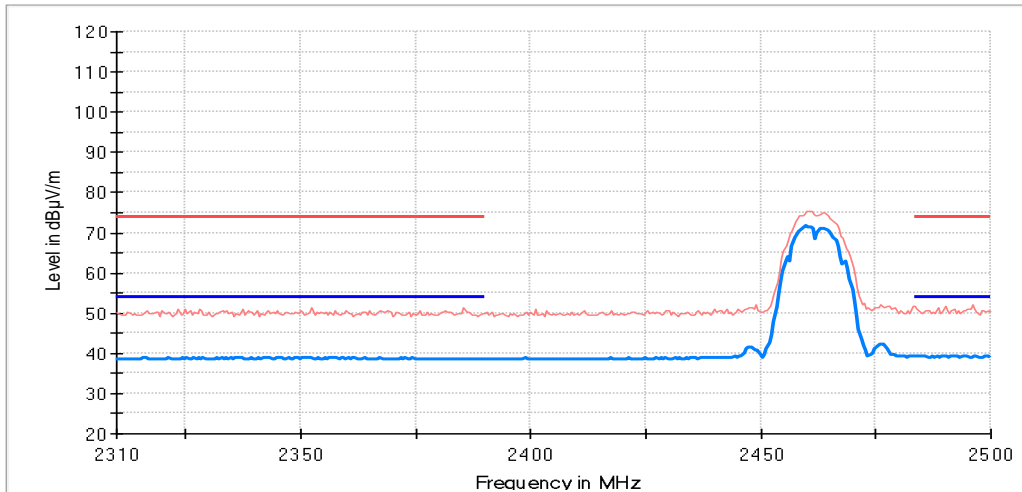
CHANNEL: Middle (2442 MHz) RSS CHANNEL



- AVG_MAXH
- PK+_MAXH
- TX limits to Spurious Emission FCC1 5.247 (1 GHz to 26 GHz) Restricted Bands PK Limit
- TX limits to Spurious Emission FCC1 5.247 (1 GHz to 26 GHz) Restricted Bands AVG Limit

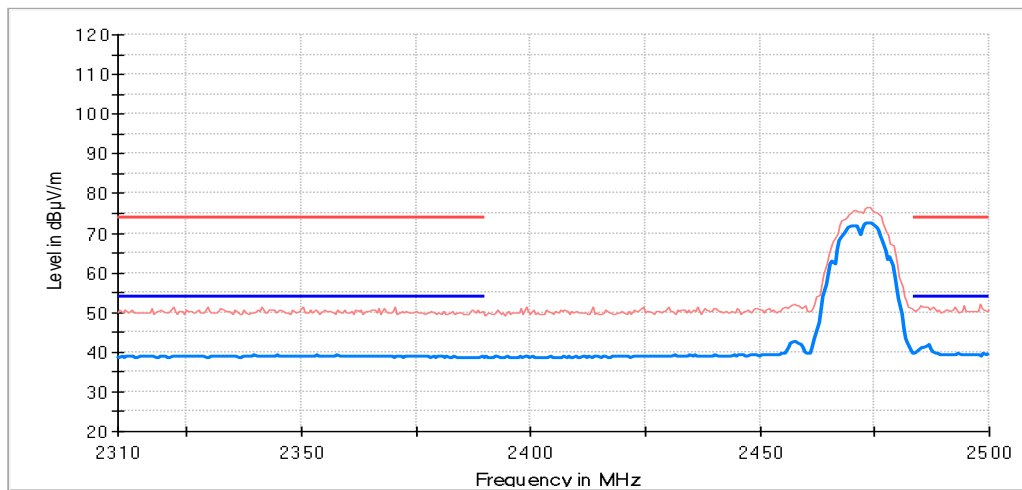
TEST RESULTS (Cont.)

CHANNEL: Highest (2462 MHz)



- AVG_MAXH
- PK+_MAXH
- TX limits to Spurious Emission FCC1 5.247 (1 GHz to 26 GHz) Restricted Bands PK Limit
- TX limits to Spurious Emission FCC1 5.247 (1 GHz to 26 GHz) Restricted Bands AVG Limit

CHANNEL: Highest (2472 MHz) RSS CHANNEL



- AVG_MAXH
- PK+_MAXH
- TX limits to Spurious Emission FCC1 5.247 (1 GHz to 26 GHz) Restricted Bands PK Limit
- TX limits to Spurious Emission FCC1 5.247 (1 GHz to 26 GHz) Restricted Bands AVG Limit

TESTED SAMPLES:	S/02
TESTED CONDITIONS MODES:	TC#02 (g mode)
TEST RESULTS:	PASS

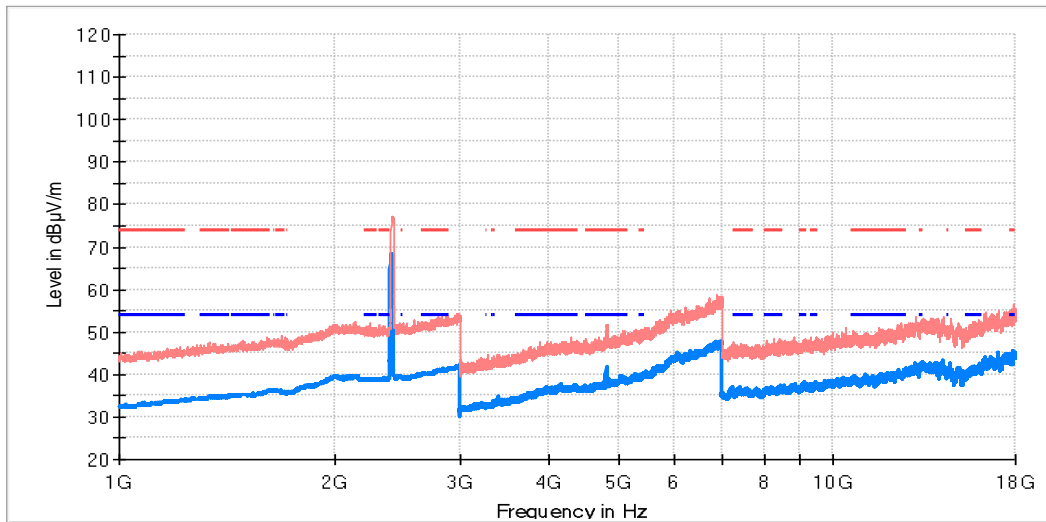
Frequency range 1 GHz – 26 GHz

The results in the next tables show the maximum measured levels in the 1-26 GHz range including the restricted bands 2.31-2.39 GHz and 2.4835-2.5 GHz (see next plots).

The radiated spurious signals detected at less than 10 dB respect to the limit for the lowest, middle and highest operating channels are showed in the tables below of each frequency range.

TEST RESULTS (Cont.)	
FREQUENCY RANGE	1- 18 GHz

CHANNEL: Low (2412 MHz).



- AVG_MAXH
- PK+_MAXH
- TX limits to Spurious Emission FCC1 5.247 (1GHz to 26 GHz) Restricted Bands PK Limit
- TX limits to Spurious Emission FCC1 5.247 (1GHz to 26 GHz) Restricted Bands AVG Limit

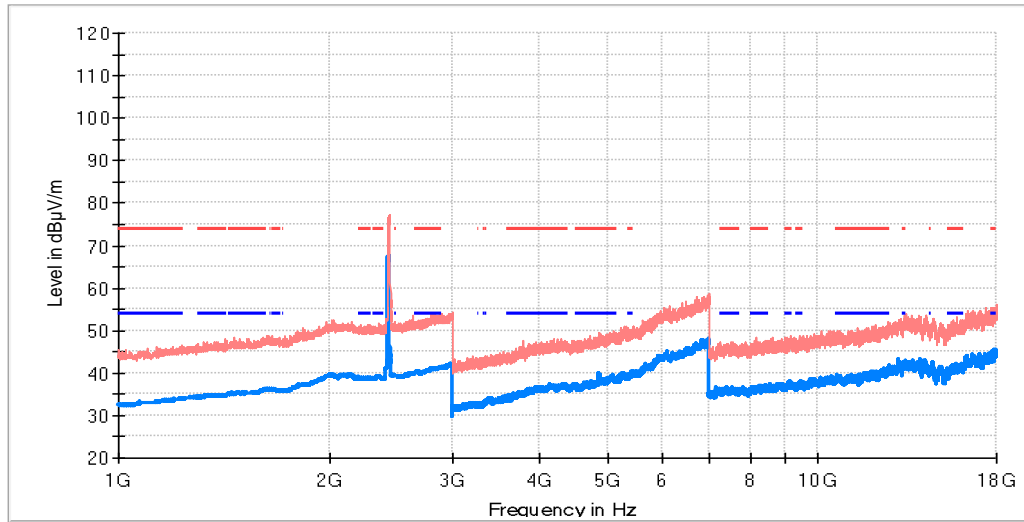
Maximizations

Frequency (MHz)	PK+_MAXH (dBµV/m)	AVG_MAXH (dBµV/m)	Pol	Comment
2417.000000	77.10	68.18	V	Fundamental
4821.500000	49.80	41.88	V	

TEST RESULTS (Cont.)

1 – 18 GHz

CHANNEL: Middle (2437 MHz).



- AVG_MAXH
- PK+_MAXH
- TX limits to Spurious Emission FCC1 5.247 (1GHz to 26 GHz) Restricted Bands PK Limit
- TX limits to Spurious Emission FCC1 5.247 (1GHz to 26 GHz) Restricted Bands AVG Limit

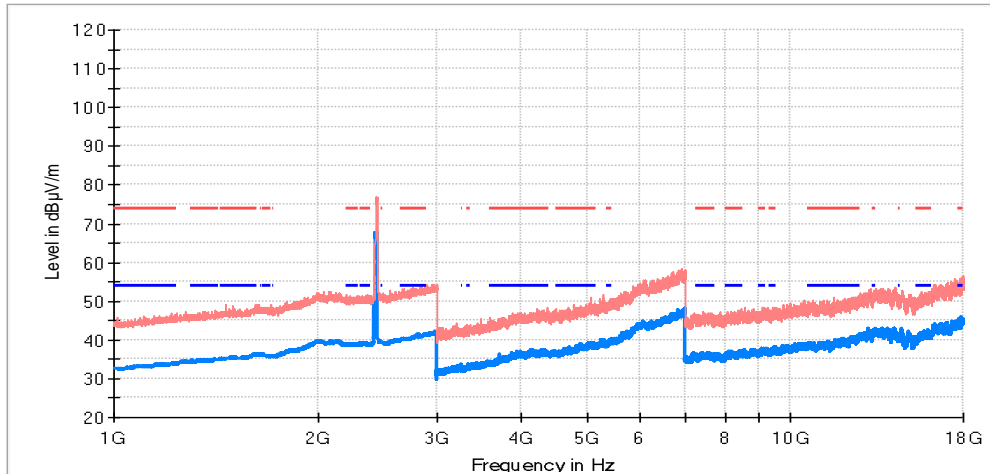
Maximizations

Frequency (MHz)	PK+_MAXH (dBµV/m)	AVG_MAXH (dBµV/m)	Pol	Comment
2439.000000	76.64	67.75	V	Fundamental
4873.000000	48.99	40.04	V	

TEST RESULTS (Cont.)

1 – 18 GHz

CHANNEL: Middle (2442 MHz) RSS CHANNEL



- AVG_MAXH
- PK+_MAXH
- - - TX limits to Spurious Emission FCC15.247 (1GHz to 26 GHz) Restricted Bands PK Limit
- - - TX limits to Spurious Emission FCC15.247 (1GHz to 26 GHz) Restricted Bands AVG Limit

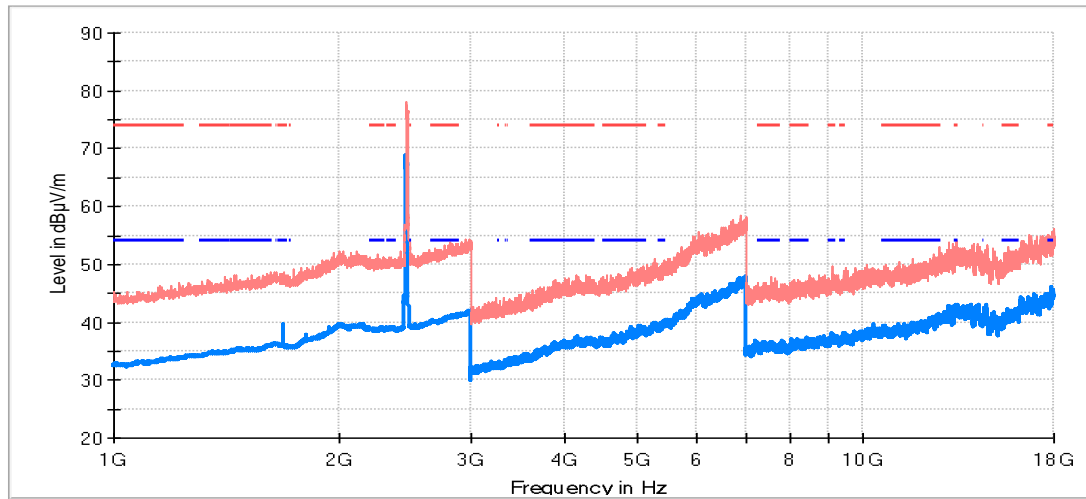
Maximizations

Frequency (MHz)	PK+_MAXH (dBµV/m)	AVG_MAXH (dBµV/m)	Pol	Comment
2444.500000	77.00	67.72	V	Fundamental

TEST RESULTS (Cont.)

1 – 18 GHz

CHANNEL: Highest (2462 MHz).



- AVG_MAXH
- PK+_MAXH
- TX limits to Spurious Emission FCC1 5.247 (1GHz to 26 GHz) Restricted Bands PK Limit
- TX limits to Spurious Emission FCC1 5.247 (1GHz to 26 GHz) Restricted Bands AVG Limit

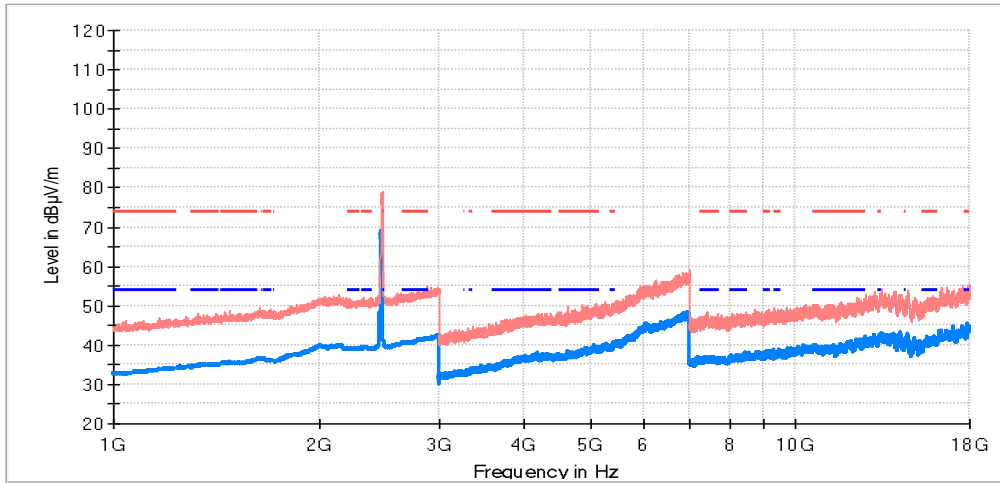
Maximizations

Frequency (MHz)	PK+_MAXH (dBµV/m)	AVG_MAXH (dBµV/m)	Pol	Comment
2456.500000	77.49	68.79	H	Fundamental

TEST RESULTS (Cont.)

1 – 18 GHz

CHANNEL: Highest (2472 MHz) RSS CHANNEL



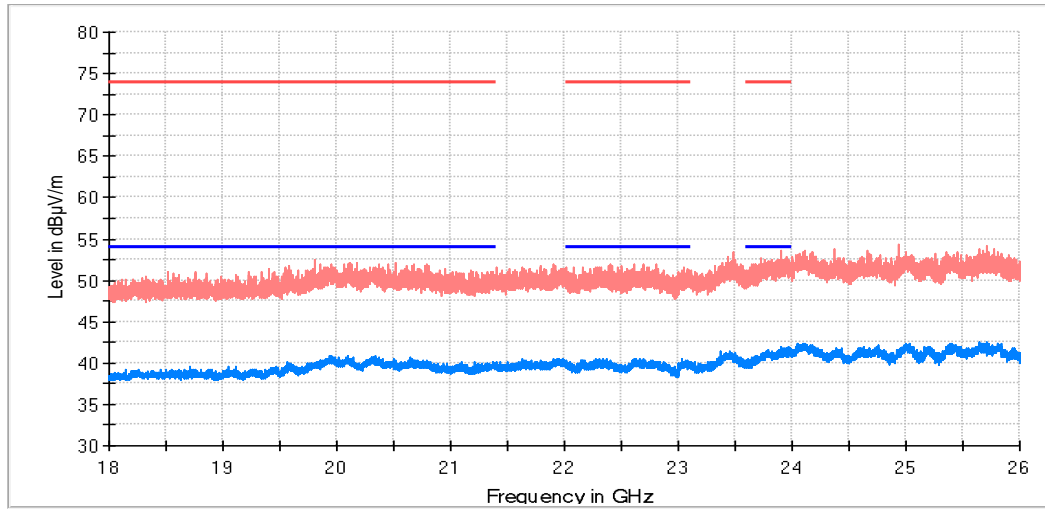
- AVG_MAXH
- PK+_MAXH
- TX limits to Spurious Emission FCC1 5.247 (1GHz to 26 GHz) Restricted Bands PK Limit
- TX limits to Spurious Emission FCC1 5.247 (1GHz to 26 GHz) Restricted Bands AVG Limit

Maximizations

Frequency (MHz)	PK+_MAXH (dBµV/m)	AVG_MAXH (dBµV/m)	Pol	Comment
2478.000000	77.98	69.15	V	Fundamental

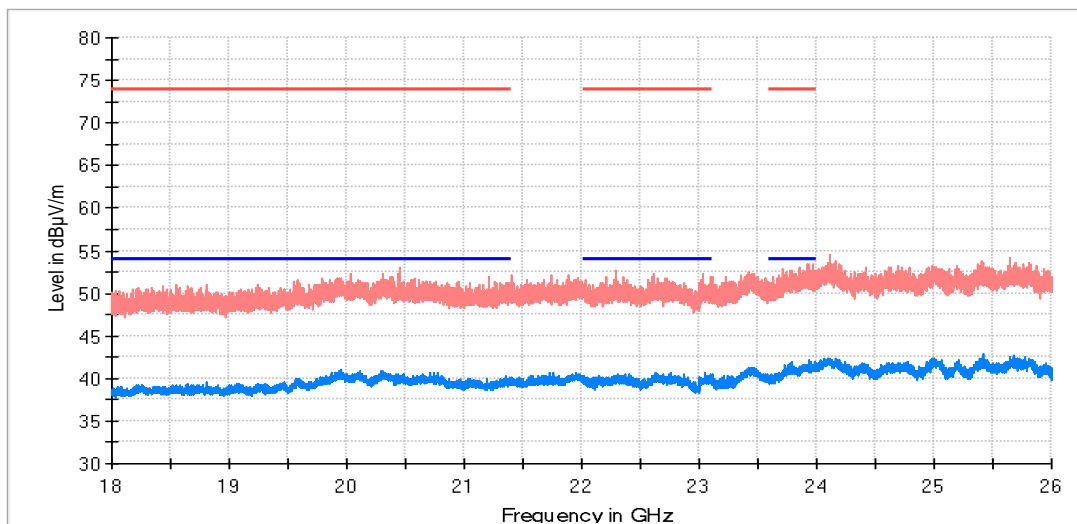
TEST RESULTS (Cont.)	
FREQUENCY RANGE	18 GHz – 26 GHz

CHANNEL: Lowest (2412 MHz).



- AVG_MAXH
- PK+_MAXH
- TX limits to Spurious Emission FCC1 5.247 (1 GHz to 26 GHz) Restricted Bands PK Limit
- TX limits to Spurious Emission FCC1 5.247 (1 GHz to 26 GHz) Restricted Bands AVG Limit

CHANNEL: Middle (2437 MHz).

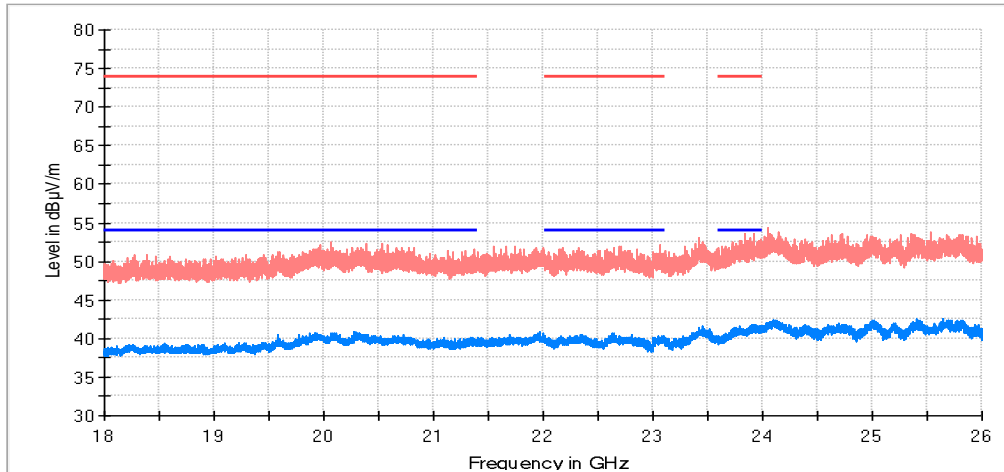


- AVG_MAXH
- PK+_MAXH
- TX limits to Spurious Emission FCC1 5.247 (1 GHz to 26 GHz) Restricted Bands PK Limit
- TX limits to Spurious Emission FCC1 5.247 (1 GHz to 26 GHz) Restricted Bands AVG Limit

TEST RESULTS (Cont.)

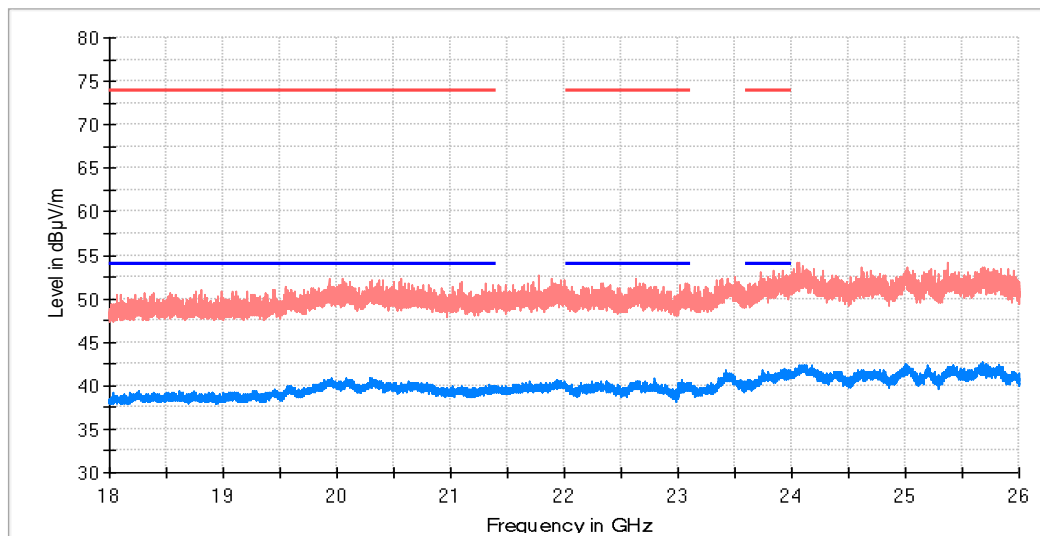
18 GHz – 26 GHz

CHANNEL: Middle (2442 MHz) RSS CHANNEL



- AVG_MAXH
- PK+_MAXH
- TX limits to Spurious Emission FCC1 5.2.47 (1 GHz to 26 GHz) Restricted Bands PK Limit
- TX limits to Spurious Emission FCC1 5.2.47 (1 GHz to 26 GHz) Restricted Bands AVG Limit

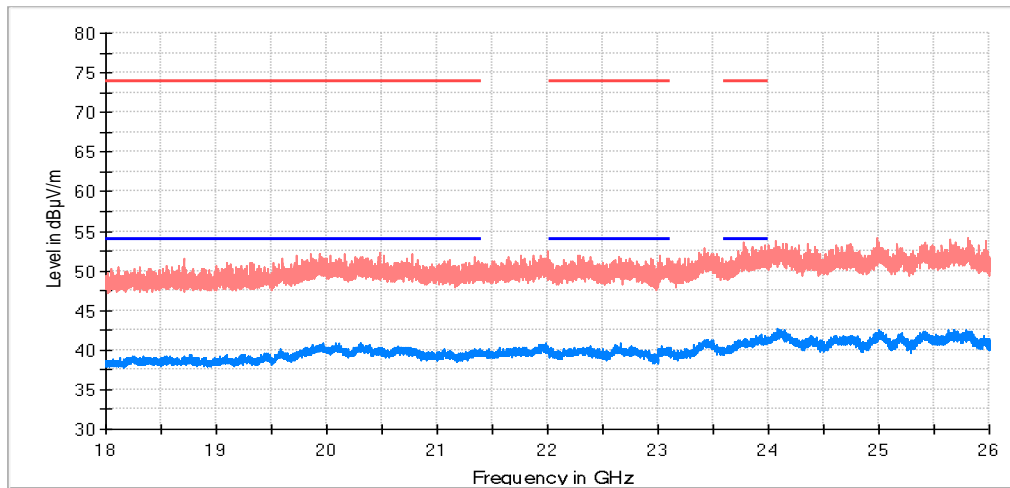
CHANNEL: Highest (2462 MHz).



- AVG_MAXH
- PK+_MAXH
- TX limits to Spurious Emission FCC1 5.2.47 (1 GHz to 26 GHz) Restricted Bands PK Limit
- TX limits to Spurious Emission FCC1 5.2.47 (1 GHz to 26 GHz) Restricted Bands AVG Limit

TEST RESULTS (Cont.)

CHANNEL: Highest (2472 MHz) RSS CHANNEL

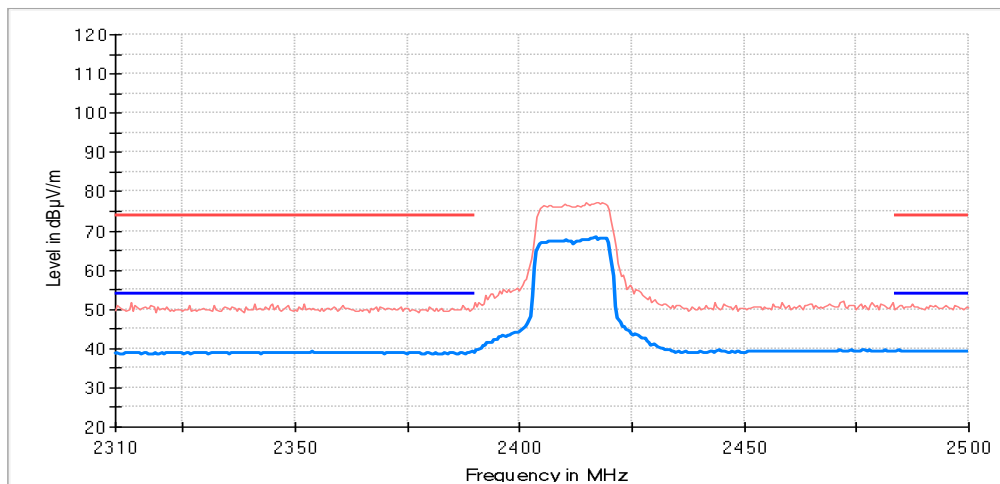


- AVG_MAXH
- PK+_MAXH
- TX limits to Spurious Emission FCC1 5.247 (1 GHz to 26 GHz) Restricted Bands PK Limit
- TX limits to Spurious Emission FCC1 5.247 (1 GHz to 26 GHz) Restricted Bands AVG Limit

RESTRICTED BANDS

2.31 GHz – 2.5 GHz

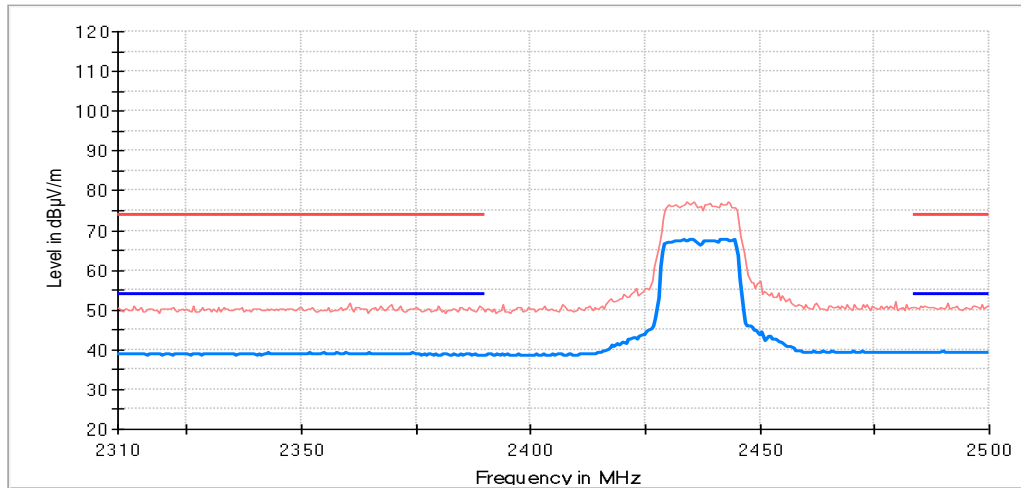
CHANNEL: Lowest (2412 MHz)



- AVG_MAXH
- PK+_MAXH
- TX limits to Spurious Emission FCC1 5.247 (1 GHz to 26 GHz) Restricted Bands PK Limit
- TX limits to Spurious Emission FCC1 5.247 (1 GHz to 26 GHz) Restricted Bands AVG Limit

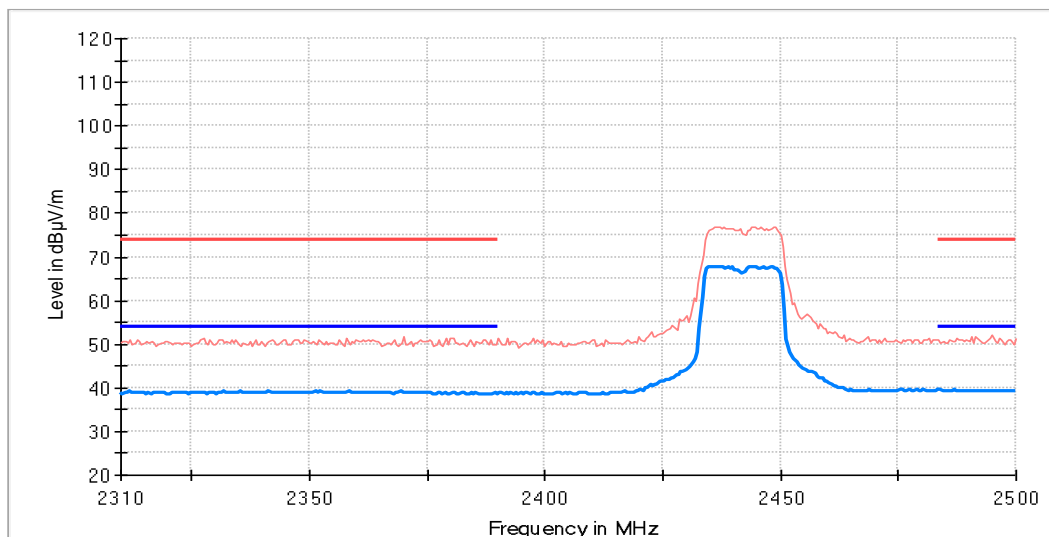
TEST RESULTS (Cont.)

CHANNEL: Middle (2437 MHz)



- AVG_MAXH
- PK+_MAXH
- TX limits to Spurious Emission FCC1 5.247 (1 GHz to 26 GHz) Restricted Bands PK Limit
- TX limits to Spurious Emission FCC1 5.247 (1 GHz to 26 GHz) Restricted Bands AVG Limit

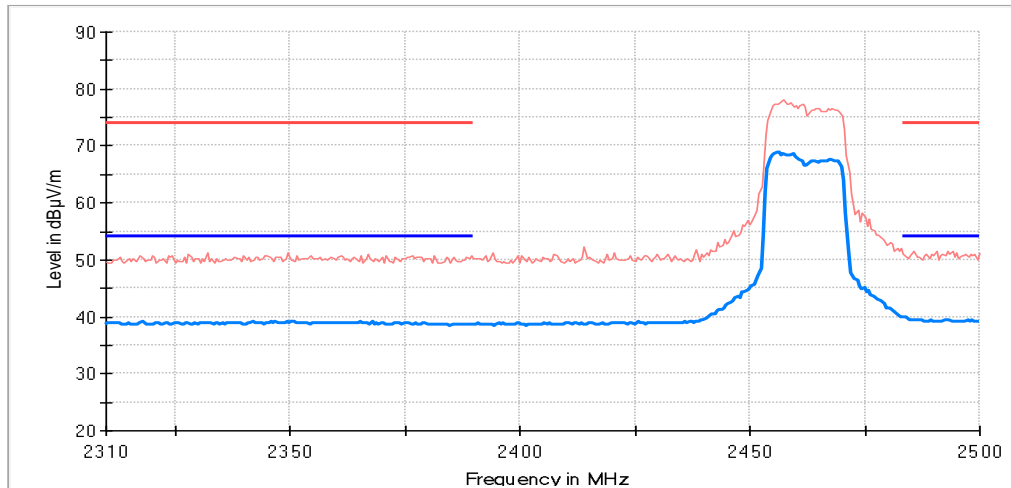
CHANNEL: Middle (2442 MHz) RSS CHANNEL



- AVG_MAXH
- PK+_MAXH
- TX limits to Spurious Emission FCC1 5.247 (1 GHz to 26 GHz) Restricted Bands PK Limit
- TX limits to Spurious Emission FCC1 5.247 (1 GHz to 26 GHz) Restricted Bands AVG Limit

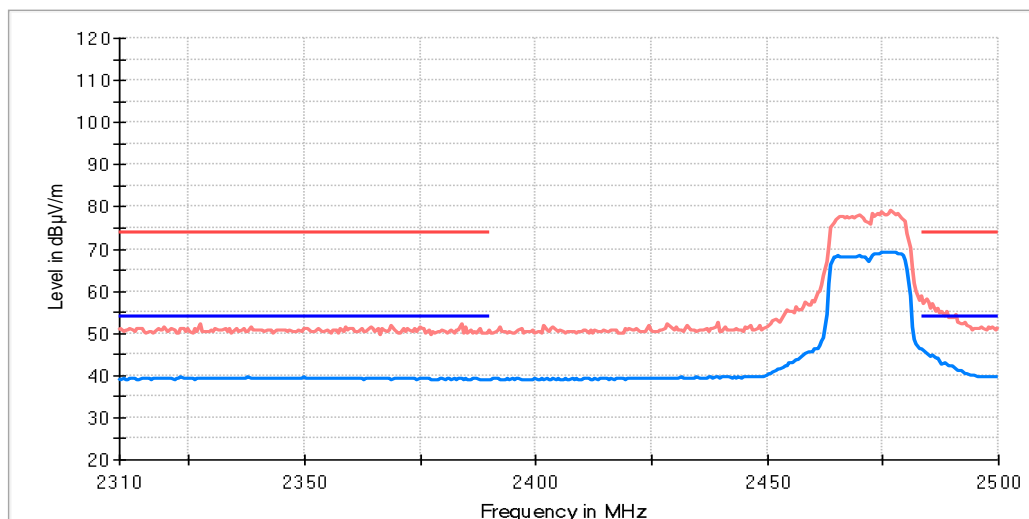
TEST RESULTS (Cont.)

CHANNEL: Highest (2462 MHz)



- AVG_MAXH
- PK+_MAXH
- TX limits to Spurious Emission FCC1 5.2.47 (1 GHz to 26 GHz) Restricted Bands PK Limit
- TX limits to Spurious Emission FCC1 5.2.47 (1 GHz to 26 GHz) Restricted Bands AVG Limit

CHANNEL: Highest (2472 MHz) RSS CHANNEL



- AVG_MAXH
- PK+_MAXH
- TX limits to Spurious Emission FCC1 5.2.47 (1 GHz to 26 GHz) Restricted Bands PK Limit
- TX limits to Spurious Emission FCC1 5.2.47 (1 GHz to 26 GHz) Restricted Bands AVG Limit

TESTED SAMPLES:	S/02
TESTED CONDITIONS MODES:	TC#03 (n mode)
TEST RESULTS:	PASS

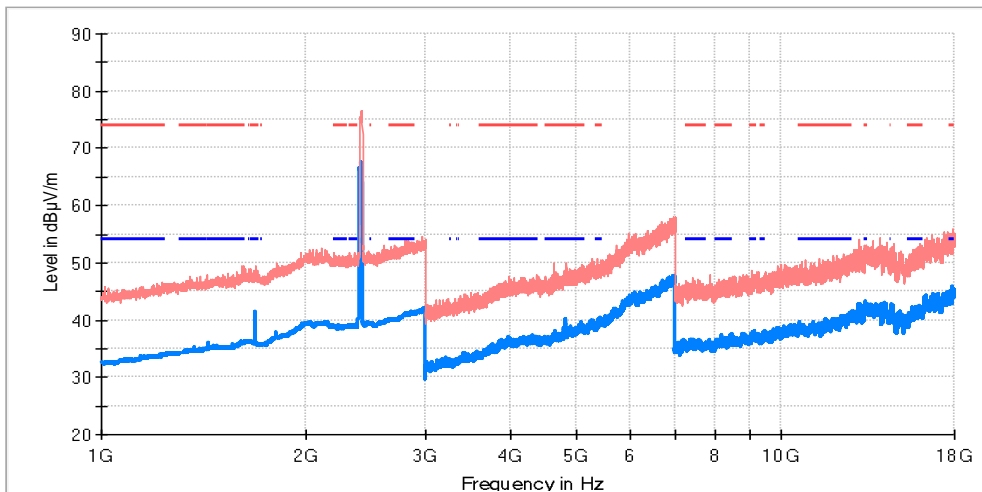
Frequency range 1 GHz – 26 GHz

The results in the next tables show the maximum measured levels in the 1-26 GHz range including the restricted bands 2.31-2.39 GHz and 2.4835-2.5 GHz (see next plots).

The radiated spurious signals detected at less than 10 dB respect to the limit for the lowest, middle and highest operating channels are showed in the tables below of each frequency range.

TEST RESULTS (Cont.)	
FREQUENCY RANGE	1- 18 GHz

CHANNEL: Low (2412 MHz).



- AVG_MAXH
- PK+_MAXH
- TX limits to Spurious Emission FCC1 5.247 (1GHz to 26 GHz) Restricted Bands PK Limit
- TX limits to Spurious Emission FCC1 5.247 (1GHz to 26 GHz) Restricted Bands AVG Limit

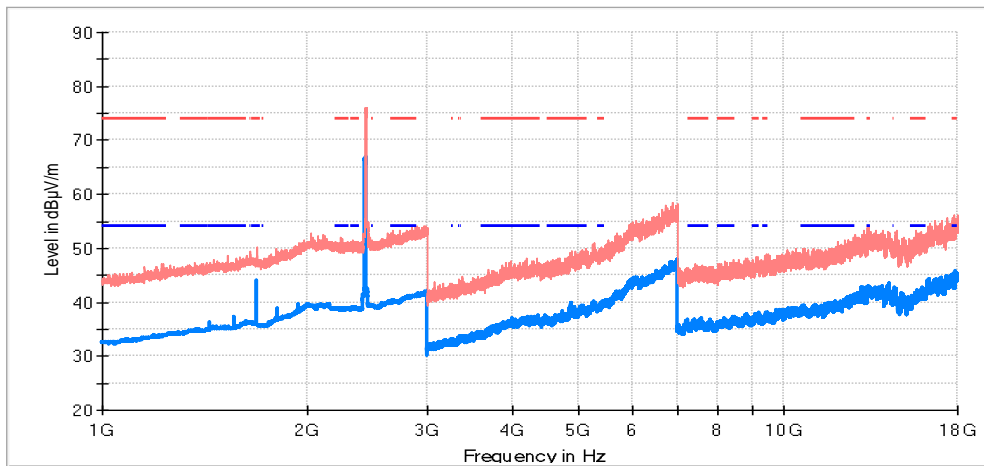
Maximizations

Frequency (MHz)	PK+_MAXH (dBµV/m)	AVG_MAXH (dBµV/m)	Pol	Comment
2417.500000	76.34	67.42	V	Fundamental
4825.000000	49.12	40.08	V	

TEST RESULTS (Cont.)

1 – 18 GHz

CHANNEL: Middle (2437 MHz).



- AVG_MAXH
- PK+_MAXH
- TX limits to Spurious Emission FCC1 5.247 (1GHz to 26 GHz) Restricted Bands PK Limit
- TX limits to Spurious Emission FCC1 5.247 (1GHz to 26 GHz) Restricted Bands AVG Limit

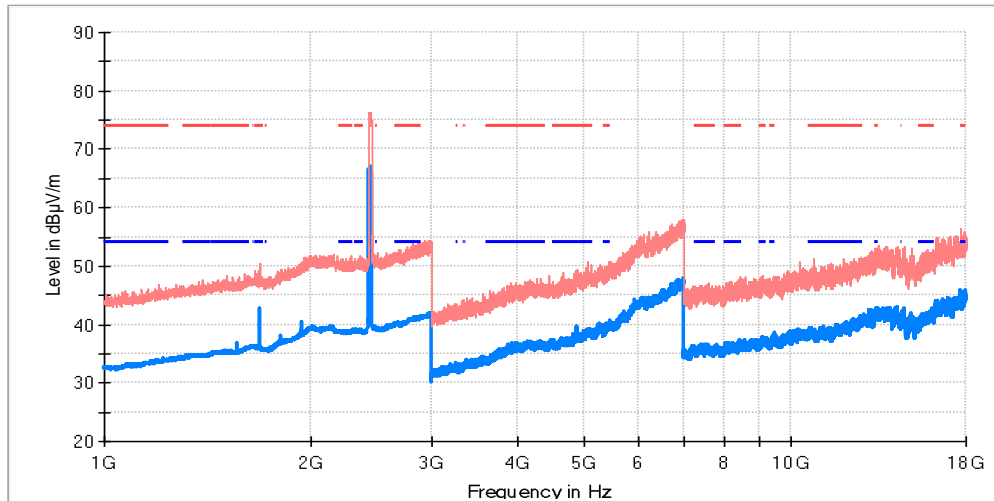
Maximizations

Frequency (MHz)	PK+_MAXH (dBµV/m)	AVG_MAXH (dBµV/m)	Pol	Comment
2435.500000	76.02	66.89	V	Fundamental
4871.000000	48.27	40.01	V	

TEST RESULTS (Cont.)

1 – 18 GHz

CHANNEL: Middle (2442 MHz) RSS CHANNEL



- AVG_MAXH
- PK+_MAXH
- TX limits to Spurious Emission FCC15.247 (1GHz to 26 GHz) Restricted Bands PK Limit
- TX limits to Spurious Emission FCC15.247 (1GHz to 26 GHz) Restricted Bands AVG Limit

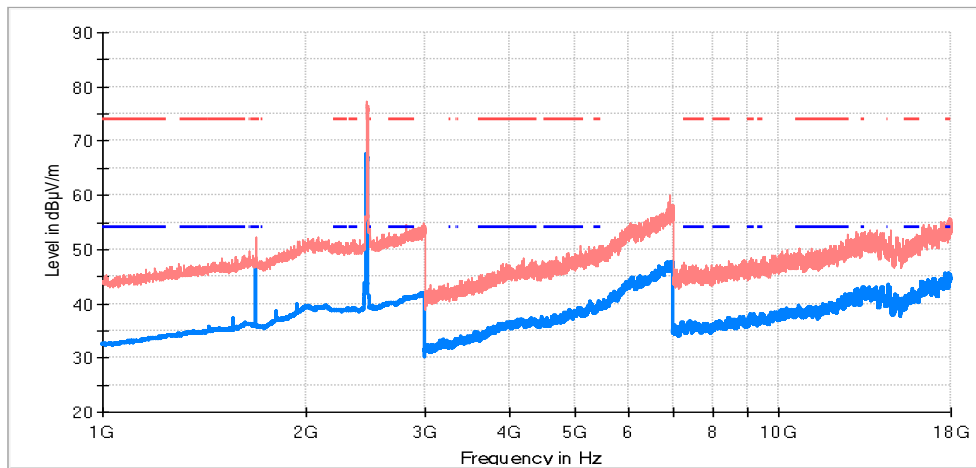
Maximizations

Frequency (MHz)	PK+_MAXH (dBµV/m)	AVG_MAXH (dBµV/m)	Pol	Comment
2442.000000	73.87	65.20	V	Fundamental
4872.000000	47.07	39.62	V	

TEST RESULTS (Cont.)

1 – 18 GHz

CHANNEL: Highest (2462 MHz).



- AVG_MAXH
- PK+_MAXH
- TX limits to Spurious Emission FCC1 5.247 (1GHz to 26 GHz) Restricted Bands PK Limit
- TX limits to Spurious Emission FCC1 5.247 (1GHz to 26 GHz) Restricted Bands AVG Limit

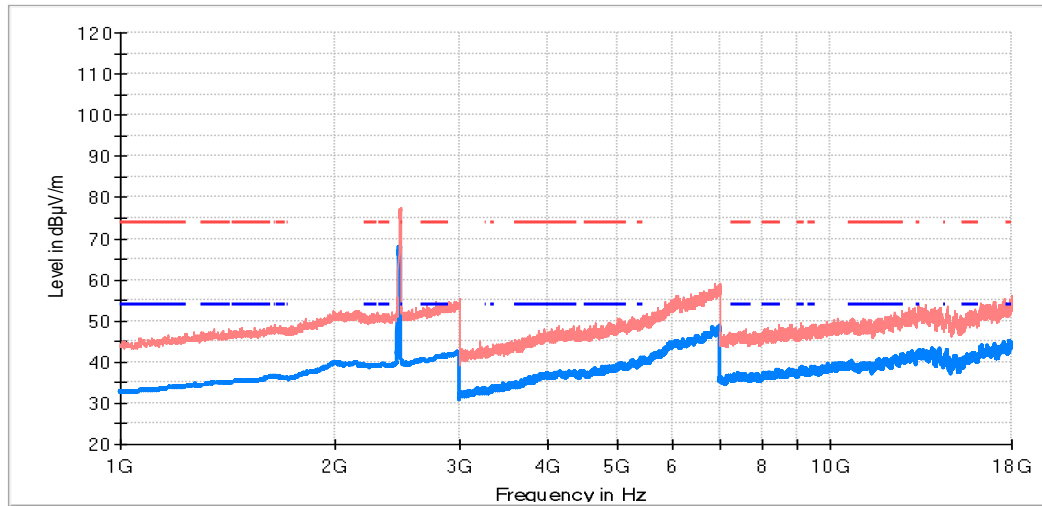
Maximizations

Frequency (MHz)	PK+_MAXH (dBµV/m)	AVG_MAXH (dBµV/m)	Pol	Comment
2462.500000	74.05	65.64	H	Fundamental

TEST RESULTS (Cont.)

1 – 18 GHz

CHANNEL: Highest (2472 MHz) RSS CHANNEL



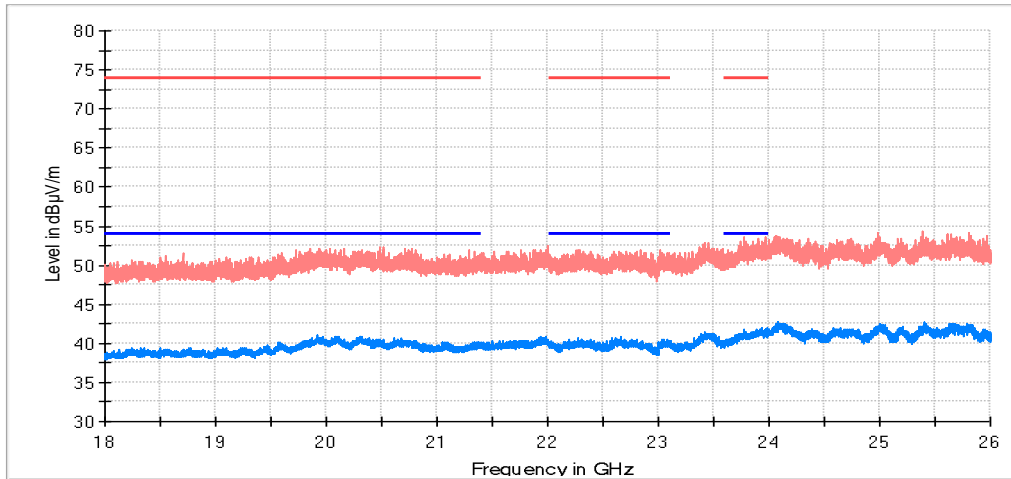
- AVG_MAXH
- PK+_MAXH
- - - TX limits to Spurious Emission FCC1 5.247 (1 GHz to 26 GHz) Restricted Bands PK Limit
- - - TX limits to Spurious Emission FCC1 5.247 (1 GHz to 26 GHz) Restricted Bands AVG Limit

Maximizations

Frequency (MHz)	PK+_MAXH (dBµV/m)	AVG_MAXH (dBµV/m)	Pol	Comment
2477.500000	76.89	68.06	V	Fundamental

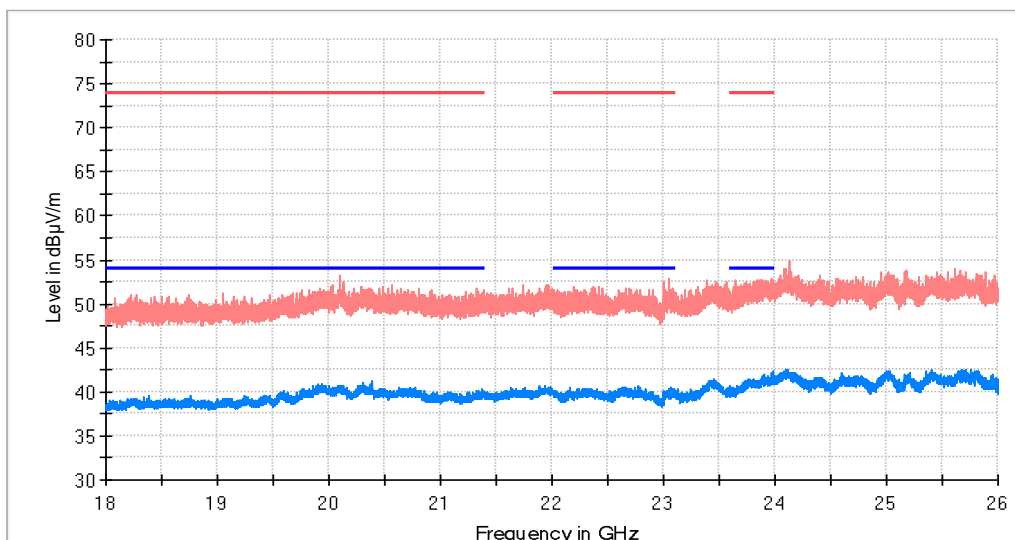
TEST RESULTS (Cont.)	
FREQUENCY RANGE	18 GHz – 26 GHz

CHANNEL: Lowest (2412 MHz).



- AVG_MAXH
- PK+_MAXH
- TX limits to Spurious Emission FCC15.247 (1GHz to 26 GHz) Restricted Bands PK Limit
- TX limits to Spurious Emission FCC15.247 (1GHz to 26 GHz) Restricted Bands AVG Limit

CHANNEL: Middle (2437 MHz).

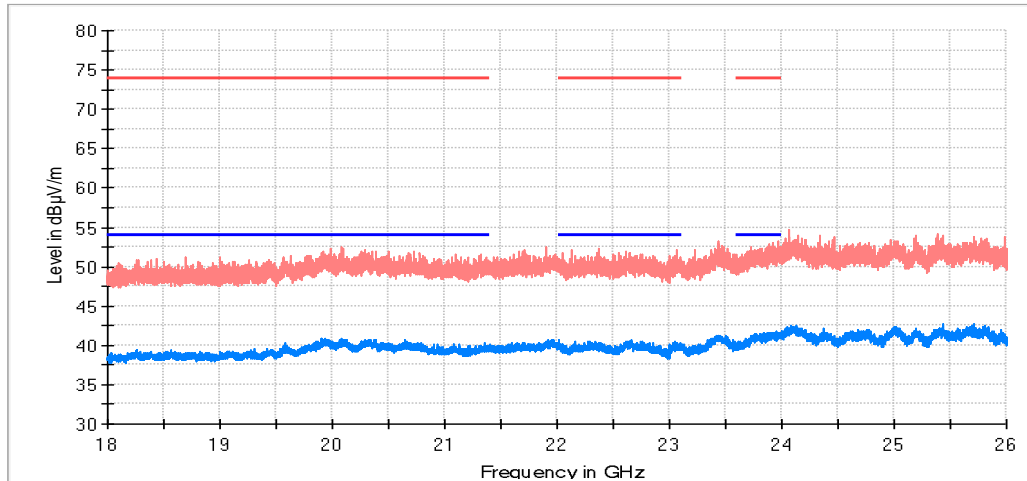


- AVG_MAXH
- PK+_MAXH
- TX limits to Spurious Emission FCC15.247 (1GHz to 26 GHz) Restricted Bands PK Limit
- TX limits to Spurious Emission FCC15.247 (1GHz to 26 GHz) Restricted Bands AVG Limit

TEST RESULTS (Cont.)

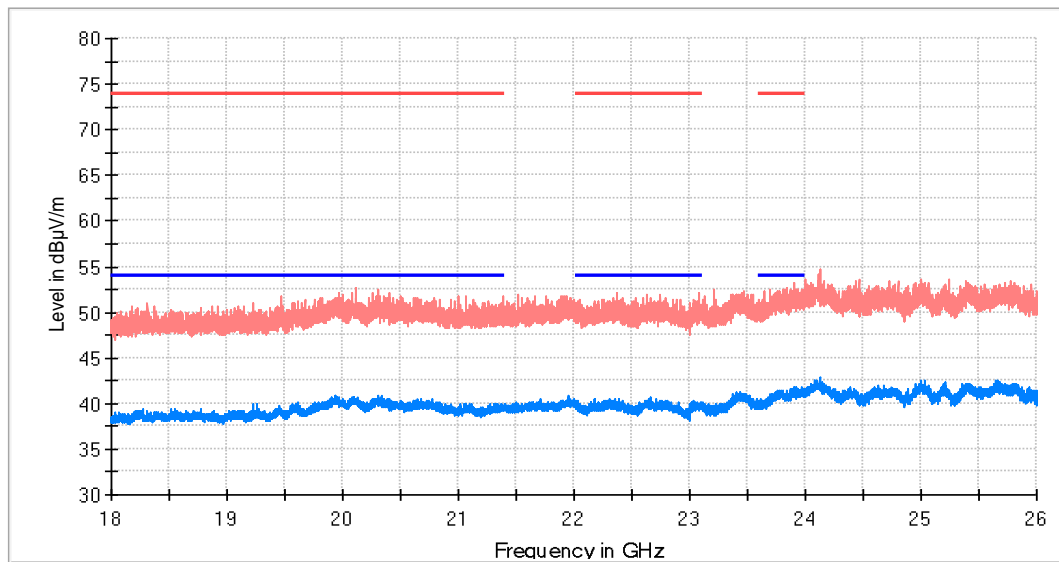
18 GHz – 26 GHz

CHANNEL: Middle (2442 MHz) RSS CHANNEL



- AVG_MAXH
- PK+_MAXH
- TX limits to Spurious Emission FCC1 5.247 (1 GHz to 26 GHz) Restricted Bands PK Limit
- TX limits to Spurious Emission FCC1 5.247 (1 GHz to 26 GHz) Restricted Bands AVG Limit

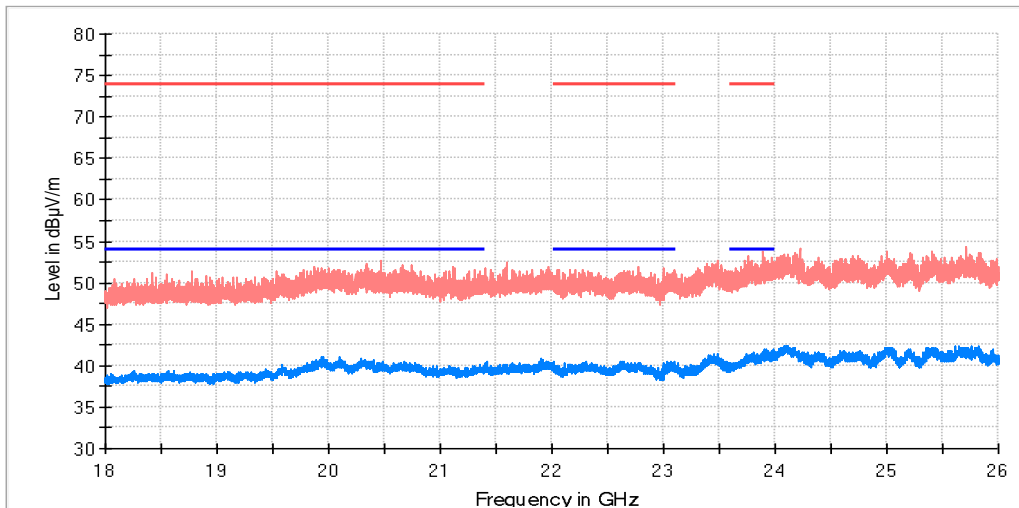
CHANNEL: Highest (2462 MHz).



- AVG_MAXH
- PK+_MAXH
- TX limits to Spurious Emission FCC1 5.247 (1 GHz to 26 GHz) Restricted Bands PK Limit
- TX limits to Spurious Emission FCC1 5.247 (1 GHz to 26 GHz) Restricted Bands AVG Limit

TEST RESULTS (Cont.)

CHANNEL: Highest (2472 MHz) RSS CHANNEL

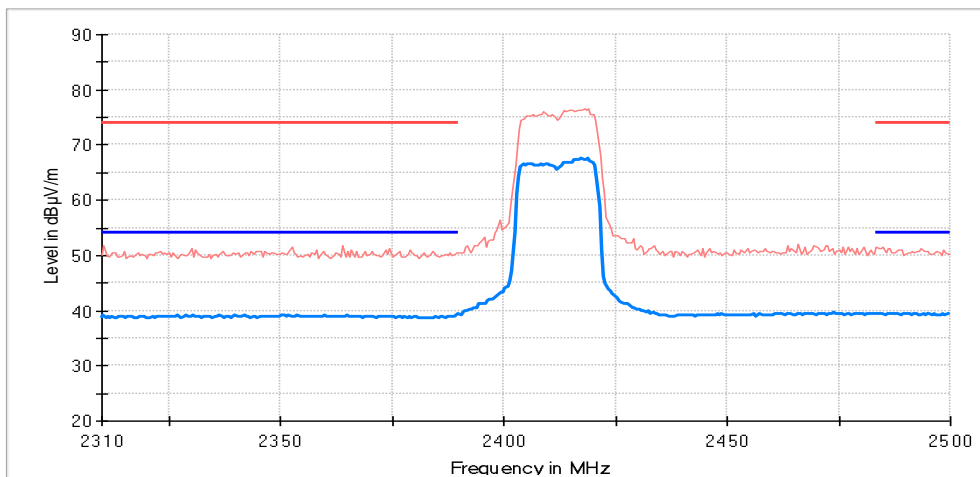


- AVG_MAXH
- PK+_MAXH
- TX limits to Spurious Emission FCC1 5.247 (1 GHz to 26 GHz) Restricted Bands PK Limit
- TX limits to Spurious Emission FCC1 5.247 (1 GHz to 26 GHz) Restricted Bands AVG Limit

RESTRICTED BANDS

2.31 GHz – 2.5 GHz

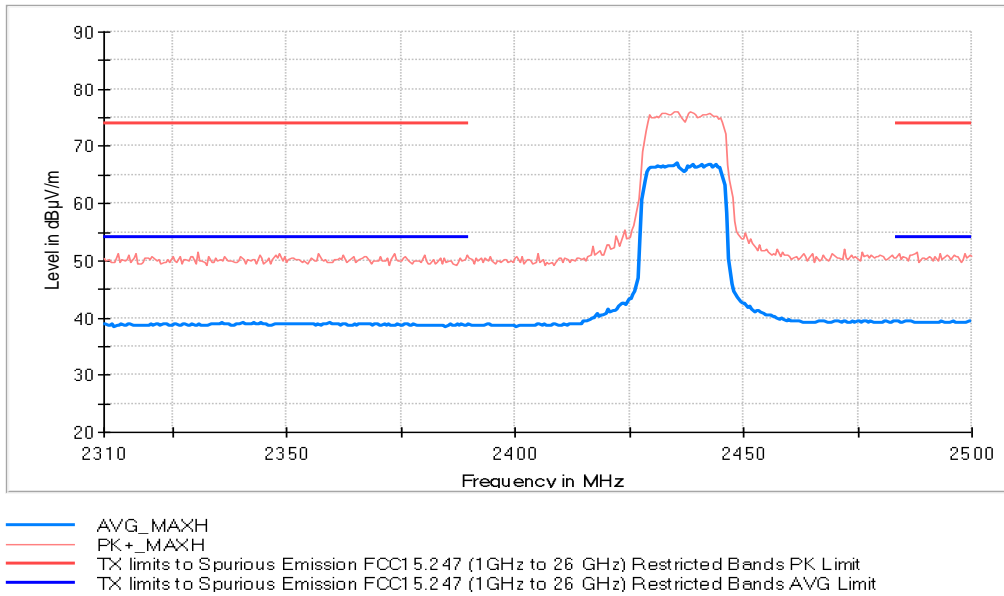
CHANNEL: Lowest (2412 MHz)



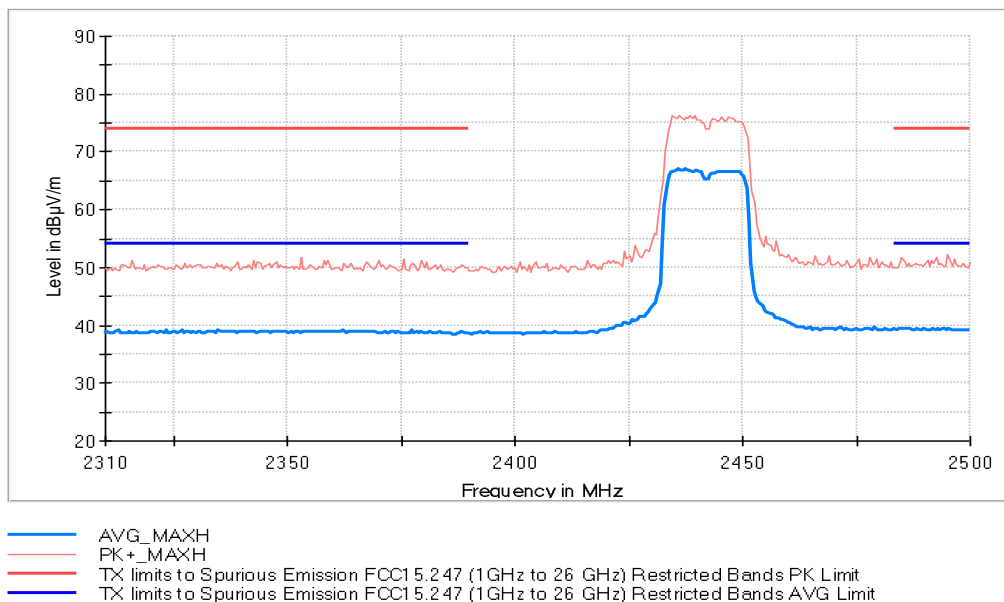
- AVG_MAXH
- PK+_MAXH
- TX limits to Spurious Emission FCC1 5.247 (1 GHz to 26 GHz) Restricted Bands PK Limit
- TX limits to Spurious Emission FCC1 5.247 (1 GHz to 26 GHz) Restricted Bands AVG Limit

TEST RESULTS (Cont.)

CHANNEL: Middle (2437 MHz)

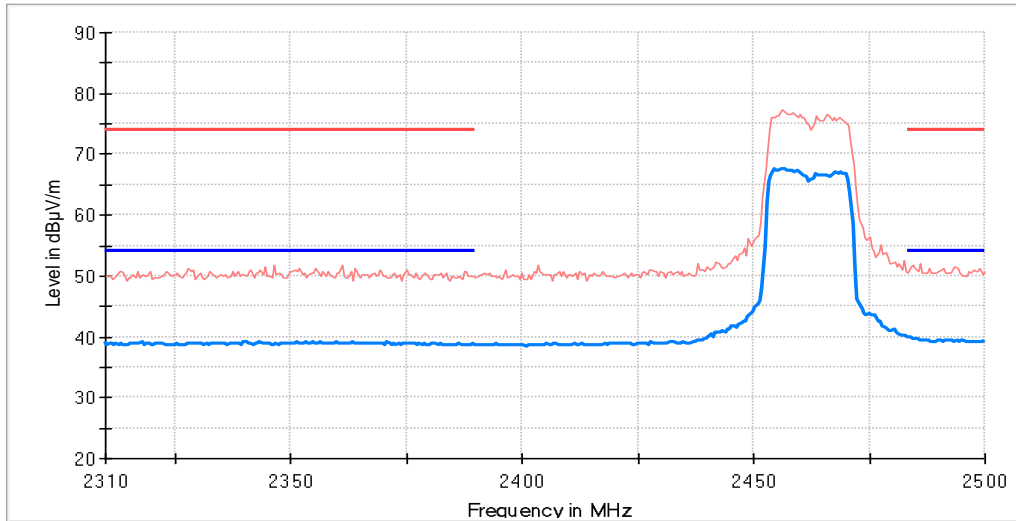


CHANNEL: Middle (2442 MHz) RSS CHANNEL



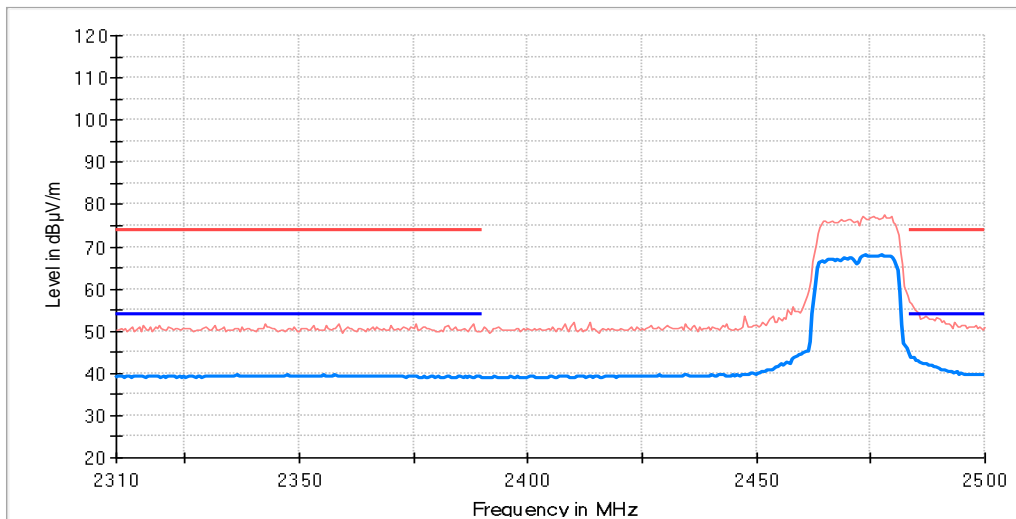
TEST RESULTS (Cont.)

CHANNEL: Highest (2462 MHz)



- AVG_MAXH
- PK+_MAXH
- TX limits to Spurious Emission FCC1 5.2.47 (1 GHz to 26 GHz) Restricted Bands PK Limit
- TX limits to Spurious Emission FCC1 5.2.47 (1 GHz to 26 GHz) Restricted Bands AVG Limit

CHANNEL: Highest (2472 MHz) RSS CHANNEL



- AVG_MAXH
- PK+_MAXH
- TX limits to Spurious Emission FCC1 5.2.47 (1 GHz to 26 GHz) Restricted Bands PK Limit
- TX limits to Spurious Emission FCC1 5.2.47 (1 GHz to 26 GHz) Restricted Bands AVG Limit