

Annex B Photographs of the EUT

Photo 5: top view of the EUT




Photo 6: bottom view of the EUT




Photo 7: type plate of the chip



Photo 8: type plate of the EUT



Photo 9: EUT mounted on development board




Photo 10: top view of the development board




Photo 11: bottom view of the development board




Photo 12: type plate of the development board



Photo 13: antenna

