

## Annex A Photographs of the test set-up

Photo 1: setup of conducted emission on AC




Photo 2: setup of radiated emission < 1 GHz




Photo 3: setup of radiated emission > 1 GHz




Photo 4: wiring of the setup of radiated emission

