

**Annex 2: Test set-up photographs to  
TEST REPORT  
No.: 6-0608-14-1-5a**

According to:  
**FCC Regulations**  
Part 15.109

**IC-Regulations**  
RSS-Gen., Issue 4







for

Telit Communications S.p.A.

3G module  
UE866-N3G

FCC-ID: RI7UE866N3

IC: 5131A-UE866N3  
PMN: UE866-N3G  
HVIN: OH0

Laboratory Accreditation and Listings			
 <p><b>Deutsche Akkreditierungsstelle</b> D-PL-12047-01-01</p>	 <p>Reg. No.: 736496 MRA US-EU 0003</p>	 <p>Reg. No.: 3462D-1 Reg. No.: 3462D-2 Reg. No.: 3462D-3</p>	 <p>Voluntary Controls for Electromagnetic Emissions</p> <p>Reg. No.: R-2666 C-2914, T-1967, G-301</p>
 <p><b>AUTHORIZED RF LABORATORY</b></p>	 <p><b>LAB CODE 20011130-00</b></p>		
<p align="center">accredited according to DIN EN ISO/IEC 17025</p>			
<p align="center"><b>CETECOM GmbH</b> Laboratory Radio Communications &amp; Electromagnetic Compatibility Im Teelbruch 116 • 45219 Essen • Germany Registered in Essen, Germany, Reg. No.: HRB Essen 8984 Tel.: + 49 (0) 20 54 / 95 19-954 • Fax: + 49 (0) 20 54 / 95 19-964 E-mail: info@cetecom.com • Internet: www.cetecom.com</p>			

## Table of contents


<b>1. TEST SETUP PHOTOGRAPHS .....</b>	<b>3</b>
1.1. Test Setup conducted emission .....	3
1.2. Test Setup close-up view Fully Anechoic Room (FAR) .....	4
1.3. Test Setup long shot view Fully Anechoic Room (FAR) .....	4

## 1. Test Setup photographs

### 1.1. Test Setup conducted emission



**1.2. Test Setup close-up view Fully Anechoic Room (FAR)**



**1.3. Test Setup long shot view Fully Anechoic Room (FAR)**

