

Annex 2: Test set-up photographs to
TEST REPORT
No.: 6-0608-14-1-4a

According to:
FCC Regulations
Part 22, Part 24, Part 15.209

IC-Regulations
RSS-132, RSS-133, RSS-Gen

for

Telit Communications S.p.A.

UE866-N3G
3G module

FCC-ID: RI7UE866N3
IC: 5131A-UE866N3
PMN: UE866-N3G
HVIN: OH0







Laboratory Accreditation and Listings			
 <p>Deutsche Akkreditierungsstelle D-PL-12047-01-01</p>	 <p>MRA US-EU 0003</p>	 <p>Industry Canada Reg. No.: 3462D-1 Reg. No.: 3462D-2 Reg. No.: 3462D-3</p>	 <p>Voluntary Controls for Electromagnetic Emissions Reg. No.: R-2666 C-2914, T-1967, G-301</p>
 <p>AUTHORIZED RF LABORATORY</p>	 <p>LAB CODE 20011130-00</p>		
accredited according to DIN EN ISO/IEC 17025			
<p>CETECOM GmbH Laboratory Radio Communications & Electromagnetic Compatibility Im Teelbruch 116 • 45219 Essen • Germany Registered in Essen, Germany, Reg. No.: HRB Essen 8984 Tel.: + 49 (0) 20 54 / 95 19-954 • Fax: + 49 (0) 20 54 / 95 19-964 E-mail: info@cetecom.com • Internet: www.cetecom.com</p>			

Table of contents

1. TEST SETUP PHOTOGRAPHS.....3

1.1. Test Setup Magnetic field strength measurements3

1.2. Test Setup close-up view Fully Anechoic Room (FAR)4


1.3. Test Setup long shot view Fully Anechoic Room (FAR)4

1. Test Setup photographs

1.1. Test Setup Magnetic field strength measurements



1.2. Test Setup close-up view Fully Anechoic Room (FAR)



1.3. Test Setup long shot view Fully Anechoic Room (FAR)

