

EXTERNAL PHOTOGRAPHS


This document contains 4 photographs




Photograph No.1

UFL RF Connector

G30 – LGA version rear view (TOP side)



G30 – LGA version front view (Bottom side)




70 Pins Interface Connector

Photograph No.3

UFL Main RF Connector

G30- Connector version - Rear View with ruler (TOP side)



Photograph No.4

G30- Connector version Front View (BOTTOM side)