

RF EXPOSURE EVALUATION Maximum Permissible Exposure [MPE]

Applicant Name:
Telit Communications S.p.A
Viale Stazione di Prosecco 5/b
34010, Trieste, Italy

Date of Testing:
03/11- 04/14/2021
Test Site/Location:
PCTEST Lab. Columbia, MD, USA
Test Report Serial No.:
1M2104010024-03-R1.R17


FCC ID: RI7ME910G1WW
APPLICANT: Telit Communication S.p.A

Application Type: Class II Permissive Change
FCC ID: RI7ME910G1WW
EUT Type: Data Terminal Module
FCC Classification: PCS Licensed Transmitter (PCB)
FCC Rule Part: FCC Part 1 (§1.1310) and Part 2 (§2.1091)
Test Procedure(s): KDB 447498 D01
Class II Permissive Change: Adding LTE Band 8 Frequencies
Original Grant Date: 03/24/2020

Note: This revised Test Report (S/N: 1M2104010024-03-R1.R17) supersedes and replaces the previously issued test report on the same subject device for the same type of testing as indicated. Please discard or destroy the previously issued test report(s) and dispose of it accordingly

This equipment has been shown to be capable of compliance with the applicable technical standards as indicated in the measurement report and was tested in accordance with the measurement procedures specified in FCC KDB 447498 D01. Test results reported herein relate only to the item(s) tested.

I attest to the accuracy of data. All measurements reported herein were performed by me or were made under my supervision and are correct to the best of my knowledge and belief. I assume full responsibility for the completeness of these measurements and vouch for the qualifications of all persons taking them.



Randy Ortanez
President








FCC ID: RI7ME910G1WW		MAXIMUM PERMISSIBLE EXPOSURE REPORT		Approved by: Technical Manager
Test Report S/N: 1M2104010024-03-R1.R17	Test Dates: 03/11- 04/14/2021	EUT Type: Data Terminal Module	Page 1 of 5	

TABLE OF CONTENTS

1.0	RF EXPOSURE EVALUATION – MAXIMUM PERMISSIBLE EXPOSURE (MPE)	3
1.1	Introduction	3
1.2	EUT Description.....	3
1.3	Procedure	4
1.4	Summary of Results.....	4
2.0	CONCLUSION	5

FCC ID: RI7ME910G1WW	 Proud to be part of  element	MAXIMUM PERMISSIBLE EXPOSURE REPORT	 Telit [®] wireless solutions	Approved by: Technical Manager
Test Report S/N: 1M2104010024-03-R1.RI7	Test Dates: 03/11- 04/14/2021	EUT Type: Data Terminal Module	Page 2 of 5	

1.0 RF EXPOSURE EVALUATION – MAXIMUM PERMISSIBLE EXPOSURE (MPE)

1.1 Introduction

This document is prepared to show compliance with the RF Exposure requirements as required in §1.1310 of the FCC Rules and Regulations.

The limit for Maximum Permissible Exposure (MPE), specified in FCC §1.1310, is listed in Table 1-1. According to FCC §1.1310: the criteria listed in the following table shall be used to evaluate the environmental impact of human exposure to radio-frequency (RF) radiation as specified in §1.1307(b).

Frequency Range (MHz)	Electric Field Strength (V/m)	Magnetic Field Strength (A/m)	Power Density (mW/cm ²)	Average Time (Minutes)
(A) Limits For Occupational / Control Exposures (f = frequency)				
30-300	61.4	0.163	1.0	6
300-1500	f/300	6
1500-100,000	5.0	6
(B) Limits For General Population / Uncontrolled Exposure (f = frequency)				
30-300	27.5	0.073	0.2	30
300-1500	f/1500	30
1500-100,000	1.0	30

Table 1-1. Limits for Maximum Permissible Exposure (MPE)

1.2 EUT Description

The EUT (FCC ID: RI7ME910G1WW) is an LTE modem. This MPE evaluation will only cover RF exposure for LTE Band 8 operation. RF Exposure is evaluated to the Mobile Device requirements for General Population/Uncontrolled Exposure.

FCC ID: RI7ME910G1WW		MAXIMUM PERMISSIBLE EXPOSURE REPORT		Approved by: Technical Manager
Test Report S/N: 1M2104010024-03-R1.R17	Test Dates: 03/11- 04/14/2021	EUT Type: Data Terminal Module		Page 3 of 5

1.3 Procedure

The procedure used to determine the RF power density was based upon a calculation for determining compliance with the MPE requirements. The power generated by each transmitter used in this product was initially measured by a spectrum analyzer and the powers were recorded.

Through use of the Friis transmission formula, the following MPE evaluations are calculations based on maximum power and maximum antenna gain allowed to achieve power density compliance for the General Population Exposure case while remaining under the 1.5W categorical exclusion limit in 2.1091(c)(1)(i).

Friis Transmission Formula

Friis transmission formula: $P_d = (P_{out} * G) / (4\pi r^2)$

Where,

P_d = Power Density (mW/cm²)

π = 3.1416

P_{out} = output power to antenna (mW)

r = distance between observation point and center of the radiator (cm)

G = gain of antenna in linear scale




Frequency	897.5	MHz	
Limit	0.598	mW/cm ²	
Distance (cm), R =	20	cm	
Power (dBm), P =	25	dBm	316.23 mW
TX Ant Gain (dBi), G =	8.9	dBi	
Power Density (S) =	0.488	mW/cm ²	(at 20cm)
Minimum Distance =	18.1	cm	

**Table 1-2. Maximum Calculated MPE Data for 897.5MHz
(General Population/Uncontrolled Exposure)**

1.4 Summary of Results




Frequency Band [MHz]	Maximum Antenna Gain [dBi]	MPE @ 20cm (mW/cm ²)	Test Result
897.5	8.9	20.0	PASS

Table 1-3. Maximum Permissible Exposure Summary Table

FCC ID: RI7ME910G1WW	 PCTEST Proud to be part of  element	MAXIMUM PERMISSIBLE EXPOSURE REPORT	 Telit wireless solutions	Approved by: Technical Manager
Test Report S/N: 1M2104010024-03-R1.R17	Test Dates: 03/11- 04/14/2021	EUT Type: Data Terminal Module		Page 4 of 5

2.0 CONCLUSION

This device meets the mobile General Population limits with the antenna gains and at the distances specified in this report per §2.1091 of the FCC Rules and Regulations. An appropriate RF exposure compliance statement will be placed in the user's manual.

FCC ID: RI7ME910G1WW	 Proud to be part of  element	MAXIMUM PERMISSIBLE EXPOSURE REPORT	 Telit [®] wireless solutions	Approved by: Technical Manager
Test Report S/N: 1M2104010024-03-R1.RI7	Test Dates: 03/11- 04/14/2021	EUT Type: Data Terminal Module		Page 5 of 5