

## RF EXPOSURE EVALUATION

### Maximum Permissible Exposure [MPE]

**Applicant Name:**  
Telit Communications S.p.A  
Viale Stazione di Prosecco 5/b  
34010, Trieste, Italy


**Date of Testing:**  
06/09 – 06/10/2021  
**Test Site/Location:**  
PCTEST Lab. Columbia, MD, USA  
**Test Report Serial No.:**  
1M2105280059-03.RI7

**FCC ID:** RI7ME310G1W1  
**APPLICANT:** Telit Communication S.p.A

**Application Type:** Class II Permissive Change  
**FCC ID:** RI7ME310G1W1  
**EUT Type:** Data Terminal Module  
**FCC Classification:** PCS Licensed Transmitter (PCB)  
**FCC Rule Part:** FCC Part 1 (§1.1310) and Part 2 (§2.1091)  
**Test Procedure(s):** KDB 447498 D01  
**Class II Permissive Change:** Adding LTE Band 8 Frequencies  
**Original Grant Date:** 02/25/2020


This equipment has been shown to be capable of compliance with the applicable technical standards as indicated in the measurement report and was tested in accordance with the measurement procedures specified in FCC KDB 447498 D01. Test results reported herein relate only to the item(s) tested.

I attest to the accuracy of data. All measurements reported herein were performed by me or were made under my supervision and are correct to the best of my knowledge and belief. I assume full responsibility for the completeness of these measurements and vouch for the qualifications of all persons taking them.



\_\_\_\_\_  
Randy Ortanez  
President





<b>FCC ID:</b> RI7ME310G1W1	 <b>PCTEST</b> Proud to be part of element	<b>MAXIMUM PERMISSIBLE EXPOSURE REPORT</b>	<b>Approved by:</b> Technical Manager
<b>Test Report S/N:</b> 1M2105280059-03.RI7	<b>Test Dates:</b> 06/09 – 06/10/2021	<b>EUT Type:</b> Data Terminal Module	Page 1 of 5

## TABLE OF CONTENTS

---

1.0	RF EXPOSURE EVALUATION – MAXIMUM PERMISSIBLE EXPOSURE (MPE) .....	3
1.1	Introduction .....	3
1.2	EUT Description.....	3
1.3	Procedure .....	4
1.4	Summary of Results.....	4
2.0	CONCLUSION .....	5

<b>FCC ID:</b> RI7ME310G1W1	 Proud to be part of  element	<b>MAXIMUM PERMISSIBLE EXPOSURE REPORT</b>	<b>Approved by:</b> Technical Manager
<b>Test Report S/N:</b> 1M2105280059-03.RI7	<b>Test Dates:</b> 06/09 – 06/10/2021	<b>EUT Type:</b> Data Terminal Module	Page 2 of 5

# 1.0 RF EXPOSURE EVALUATION – MAXIMUM PERMISSIBLE EXPOSURE (MPE)

## 1.1 Introduction

This document is prepared to show compliance with the RF Exposure requirements as required in §1.1310 of the FCC Rules and Regulations.


The limit for Maximum Permissible Exposure (MPE), specified in FCC §1.1310, is listed in Table 1-1. According to FCC §1.1310: the criteria listed in the following table shall be used to evaluate the environmental impact of human exposure to radio-frequency (RF) radiation as specified in §1.1307(b).

Frequency Range (MHz)	Electric Field Strength (V/m)	Magnetic Field Strength (A/m)	Power Density (mW/cm <sup>2</sup> )	Average Time (Minutes)
(A) Limits For Occupational / Control Exposures (f = frequency)				
30-300	61.4	0.163	1.0	6
300-1500	...	...	f/300	6
1500-100,000	...	...	5.0	6
(B) Limits For General Population / Uncontrolled Exposure (f = frequency)				
30-300	27.5	0.073	0.2	30
300-1500	...	...	f/1500	30
1500-100,000	...	...	1.0	30

**Table 1-1. Limits for Maximum Permissible Exposure (MPE)**

## 1.2 EUT Description

The EUT (FCC ID: RI7ME310G1W1) is an LTE modem. This MPE evaluation will only cover RF exposure for LTE Band 8 operation. RF Exposure is evaluated to the Mobile Device requirements for General Population/Uncontrolled Exposure.

FCC ID: RI7ME310G1W1		<b>MAXIMUM PERMISSIBLE EXPOSURE REPORT</b>	Approved by: Technical Manager
Test Report S/N: 1M2105280059-03.RI7	Test Dates: 06/09 – 06/10/2021	EUT Type: Data Terminal Module	Page 3 of 5

### 1.3 Procedure

The procedure used to determine the RF power density was based upon a calculation for determining compliance with the MPE requirements. The power generated by each transmitter used in this product was initially measured by a spectrum analyzer and the powers were recorded.

Through use of the Friis transmission formula, the following MPE evaluations are calculations based on maximum power and maximum antenna gain allowed to achieve power density compliance for the General Population Exposure case while remaining under the 1.5W categorical exclusion limit in 2.1091(c)(1)(i).

#### Friis Transmission Formula

Friis transmission formula:  $P_d = (P_{out} * G) / (4\pi r^2)$

Where,

$P_d$  = Power Density (mW/cm<sup>2</sup>)

$\pi$  = 3.1416

$P_{out}$  = output power to antenna (mW)

$r$  = distance between observation point and center of the radiator (cm)

$G$  = gain of antenna in linear scale

<b>Frequency</b>	897.5	MHz	
<b>Limit</b>	0.598	mW/cm <sup>2</sup>	
<b>Distance (cm), R =</b>	20	cm	
<b>Power (dBm), P =</b>	22	dBm	158.49 mW
<b>TX Ant Gain (dBi), G =</b>	11.9	dBi	
<b>Power Density (S) =</b>	<b>0.488</b>	mW/cm <sup>2</sup>	(at 20cm)
<b>Minimum Distance =</b>	<b>18.1</b>	cm	

**Table 1-2. Maximum Calculated MPE Data for 897.5MHz  
(General Population/Uncontrolled Exposure)**

### 1.4 Summary of Results



Frequency Band [MHz]	Maximum Antenna Gain [dBi]	MPE @ 20cm (mW/cm <sup>2</sup> )	Test Result
897.5	11.9	0.488	PASS

**Table 1-3. Maximum Permissible Exposure Summary Table**

FCC ID: RI7ME310G1W1		<b>MAXIMUM PERMISSIBLE EXPOSURE REPORT</b>	Approved by: Technical Manager
Test Report S/N: 1M2105280059-03.R17	Test Dates: 06/09 – 06/10/2021	EUT Type: Data Terminal Module	Page 4 of 5

## 2.0 CONCLUSION

This device meets the mobile General Population limits with the antenna gains and at the distances specified in this report per §2.1091 of the FCC Rules and Regulations. An appropriate RF exposure compliance statement will be placed in the user's manual.

FCC ID: RI7ME310G1W1	 <b>PCTEST</b> <small>Proud to be part of  element</small>	<b>MAXIMUM PERMISSIBLE EXPOSURE REPORT</b>	<b>Approved by:</b> Technical Manager
<b>Test Report S/N:</b> 1M2105280059-03.RI7	<b>Test Dates:</b> 06/09 – 06/10/2021	<b>EUT Type:</b> Data Terminal Module	Page 5 of 5