

FCC/ISED Test Report

Product Name : LE910C4-NF
Trade Name : 
Model No. : LE910C4-NF
FCC ID : RI7LE910CXNF
IC ID : 5131A-LE910CXNF

Applicant : Telit Wireless Solutions Co., LTD
Address : 13th Fl., Shinyoung Securities Bld, 6, Gukjegeumyung-ro 8-gil,
Yeongdeungpo-gu, Seoul, 07330, South Korea

Date of Receipt : Jul. 16, 2018
Issued Date : Aug. 23, 2018
Report No. : 1870209R-HPUSP17V00-A
Report Version : V1.0



The test results relate only to the samples tested.
The test report shall not be reproduced except in full without the written approval of DEKRA Testing and Certification Co., Ltd..

Test Report Certification

Issued Date : Aug. 23, 2018

Report No. : 1870209R-HPUSP17V00-A



Product Name : LE910C4-NF
 Applicant : Telit Wireless Solutions Co., LTD
 Address : 13th Fl., Shinyoung Securities Bld, 6, Gukjegeumyung-ro 8-gil, Yeongdeungpo-gu, Seoul, 07330, South Korea
 Manufacturer : Telit Wireless Solutions Co., LTD
 Trade name :

Model No. : LE910C4-NF
 FCC ID : R17LE910CXNF
 IC ID : 5131A-LE910CXNF
 EUT Voltage : DC 3.8V
 Testing Voltage : DC 3.8V
 Applicable Standard : FCC CFR Title 47 Part 22 Subpart H
 FCC CFR Title 47 Part 24 Subpart E
 FCC CFR Title 47 Part 27 Subpart L, Subpart F
 FCC CFR Title 47 Part 90 Subpart R
 ANSI/TIA-603
 KDB 971168 D01 Power Meas License Digital Systems v03
 RSS-130 Issue 1, RSS-132 Issue 3, RSS-133 Issue 6,
 RSS-139 Issue 3, RSS-140 Issue 1, RSS-GEN Issue 5

Test Lab : Hsin Chu Laboratory
 Address : No.372-2, Sec. 4, Zhongxing Rd., Zhudong Township, Hsinchu County 310, Taiwan, R.O.C.
 TEL: +886-3-582-8001 / FAX: +886-3-582-8958

Test Result : Complied

Documented By :

 (Demi Chang / Senior Engineering Adm. Specialist)

Tested By :

 (Clemens Fang / Engineer)

Approved By :

 (Roy Wang / Director)

Revision History

Report No.	Version	Description	Issued Date
1870209R-HPUSP17V00-A	V1.0	Initial issue of report	Aug. 23, 2018


TABLE OF CONTENTS

Description	Page
1. General Information	6
1.1. EUT Description.....	6
1.2. Mode of Operation	7
1.3. Tested System Details	8
1.4. Configuration of Tested System	8
1.5. EUT Exercise Software.....	8
2. Technical Test	9
2.1. Summary of Test Result.....	9
2.2. Test Environment	17
2.3. List of Test Equipment.....	18
2.4. Uncertainty.....	20
3. RF Output Power	21
3.1. Test Setup.....	21
3.2. Test Procedure.....	21
3.3. Test Method	21
3.4. Test Result	22
4. Occupied Bandwidth.....	120
4.1. Test Setup.....	120
4.2. Test Procedure.....	120
4.3. Test Method	120
4.4. Test Result.....	121
5. Peak To Average Ratio	167
5.1. Test Setup.....	167
5.2. Test Procedure.....	167
5.3. Test Method	167
5.4. Limit	167
5.5. Test Result.....	168
6. Spurious Emissions	266
6.1. Test Setup.....	266
6.2. Test Procedure.....	267
6.3. Test Method	267
6.4. Test Result.....	268

7.	Spurious Emissions at Antenna Terminals	482
7.1.	Test Setup	482
7.2.	Test Procedure	482
7.3.	Test Method	482
7.4.	Test Result	483
8.	Frequency Stability	617
8.1.	Test Setup	617
8.2.	Test Procedure	617
8.3.	Test Method	617
8.4.	Test Result	618
Attachment 1.....		638
Test Setup Photograph		638
Attachment 2.....		642
EUT External Photograph.....		642
Attachment 3.....		644
EUT Internal Photograph		644

1. General Information

1.1. EUT Description

Product Name	LE910C4-NF	
Trade Name		
Model No.	LE910C4-NF	
Uplink Frequency Range (MHz)	Band 2: 1850~1910 Band 4: 1710~1755 Band 5: 824~849 Band 12: 699~716	Band 13: 777~787 Band 14: 788~798 Band 66: 1710~1780 Band 71: 663~698
Downlink Frequency Range (MHz)	Band 2: 1930~1990 Band 4: 2110~2115 Band 5: 869~894 Band 12: 729~746	Band 13: 746~756 Band 14: 758~768 Band 66: 2110~2200 Band 71: 617~652
Modulation	QPSK /16QAM	
HW Version	1.00	
SW (C4) Version	25.20.661	
SW (C1) Version	25.20.261	
IMEI No.	354328099989383	

Accessories Information	
Antenna	3 Pcs

Antenna Information	
Product Name	HNS (HANKOOK NETWORK SOLUTION)
Model No.	WE14-LF-07
Antenna Type	Dipole Antenna
Antenna Gain	Band 2/4/66: 3.5dBi Band 5/12/13/14/71: 1.5dBi

Note:

1. This LE910C4-NF support WCDMA Band 2/4/5 and LTE Band 2/4/5/12/13/14/66/71.
2. Regards to the frequency band operation: the lowest, middle and highest frequency of channel were selected to perform the test, then shown on this report.
3. I was plan to measure and report conducted power on all possible UL CA combinations, then implement test reduction for spurious emission. We have pre-scanned the RF output power on all mode. According to the results, the worst case was selected from RF output power to test Spurious Emissions.

1.2. Mode of Operation

DEKRA has verified the construction and function in typical operation. All the test modes were carried out with the EUT in normal operation, which was shown in this test report and defined as:

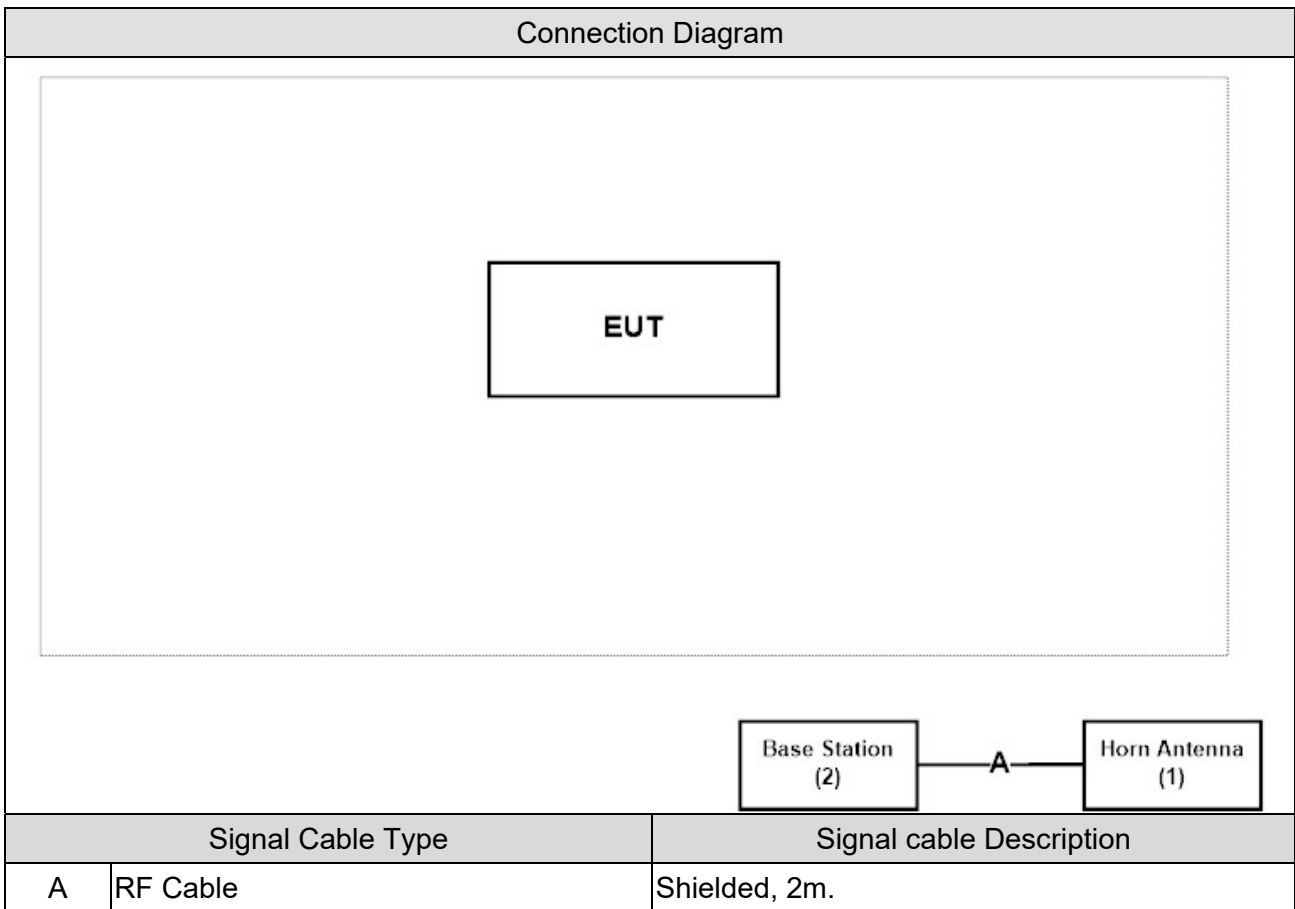
Test Mode
Mode 1: LTE Band 2
Mode 2: LTE Band 4
Mode 3: LTE Band 5
Mode 4: LTE Band 12
Mode 5: LTE Band 13
Mode 6: LTE Band 14
Mode 7: LTE Band 66
Mode 8: LTE Band 71

1.3. Tested System Details

The types for all equipment, plus descriptions of all cables used in the tested system (including inserted cards) are:

Product	Manufacturer	Model No.	Serial No.	FCC ID	Power Cord
1 Horn Antenna	ELECTRO METRICS	EM-6961	103326	DoC	--
2 Base Station	R&S	CMW500	106071	DoC	--

1.4. Configuration of Tested System



1.5. EUT Exercise Software

1	Setup the EUT and simulators as shown on 1.4.
2	Turn on the power of all equipment. Horn link with base station.
3	The EUT link with base station and it will continue receive the signal.
4	Repeat the above procedure.

2. Technical Test

2.1. Summary of Test Result

B2

Uplink: 1850-1910MHz

Downlink: 1930-1990MHz

LTE B2					
FCC Part 24 Subpart E					
Industry Canada RSS-133, issue 6, Industry Canada RSS-GEN					
Test item	FCC Reference section	FCC Limit	IC Reference section	IC Limit	Result
RF Output Power	§2.1033 §2.1046 §24.232	<2 Watts	§6.4	<2 Watts	Pass
Occupied Bandwidth	§2.1049	N/A	RSS-GEN §4.2	N/A	Pass
Peak-to-average power ratio	§24.232	<13 dB	§6.4	<13 dB	Pass
Spurious Emissions	§2.1053 §24.238	<-13dBm	§6.5	<-13dBm	Pass
Spurious Emissions at Antenna Terminals	§27.238	<-13dBm	§6.5	<-13dBm	Pass
Frequency Stability	§2.1055 §24.235	<±2.5 ppm	§6.3	<±2.5 ppm	Pass

B4

Uplink: 1710-1755MHz

Downlink: 2100-2155MHz

LTE B4					
FCC Part 27 Subpart L					
Industry Canada RSS-139, issue 3, Industry Canada RSS-GEN					
Test item	FCC Reference section	FCC Limit	IC Reference section	IC Limit	Result
RF Output Power	§2.1033 §2.1046 §27.50	<1 Watt	§6.5	<1 Watt	Pass
Occupied Bandwidth	§2.1049	N/A	RSS-GEN §4.2	N/A	Pass
Peak-to-average power ratio	§27.50	<13 dB	§6.5	<13 dB	Pass
Spurious Emissions	§2.1053 §27.53	<-13dBm	§6.6	<-13dBm	Pass
Spurious Emissions at Antenna Terminals	§27.53	<-13dBm	§6.6	<-13dBm	Pass
Frequency Stability	§2.1055 §27.54	<2.5 ppm	§6.4	Within the frequency range	Pass

B5

Uplink: 824-849MHz

Downlink: 869-894MHz

LTE B5					
FCC Part 22 Subpart H					
Industry Canada RSS-132, issue 3, Industry Canada RSS-GEN					
Test item	FCC Reference section	FCC Limit	IC Reference section	IC Limit	Result
RF Output Power	§2.1033 §2.1046 §22.913	<7 Watts	§5.4	<7 Watts EIRP: <11.5 Watts	Pass
Occupied Bandwidth	§2.1049	N/A	RSS-GEN §4.2	N/A	Pass
Peak-to-average power ratio	§22.913	<13 dB	§5.4	<13 dB	Pass
Spurious Emissions	§2.1053 §22.917	<-13dBm	§5.5	<-13dBm	Pass
Spurious Emissions at Antenna Terminals	§22.917	<-13dBm	§5.5	<-13dBm	Pass
Frequency Stability	§2.1055 §22.335	<±2.5 ppm	§5.3	<±2.5 ppm for mobile stations <±1.5 ppm for base stations	Pass

B12

Uplink: 699-716MHz

Downlink: 729-746MHz

LTE B12					
FCC Part 27 Subpart F					
Industry Canada RSS-130, issue 1, Industry Canada RSS-GEN					
Test item	FCC Reference section	FCC Limit	IC Reference section	IC Limit	Result
RF Output Power	§2.1033 §2.1046 §27.50	<3 Watts	§4.4	<5 Watts E.I.R.P for portable equipment or for indoor fixed subscriber equipment.	Pass
Occupied Bandwidth	§2.1049	N/A	§4.2	N/A	Pass
Peak-to-average power ratio	§27.50	<13 dB	§4.4	<13 dB	Pass
Spurious Emissions	§2.1053 §27.53	<-13dBm	§4.6	<-13dBm The e.i.r.p. in the band 1559-1610 MHz shall not exceed -70 dBW/MHz for wideband signal and -80 dBW for discrete emission with bandwidth less than 700 Hz.	Pass
Spurious Emissions at Antenna Terminals	§27.53	<-13dBm	§4.6	<-13dBm	Pass
Frequency Stability	§2.1055 §27.54	<±2.5 ppm	§4.3	Within the frequency range	Pass

B13

Uplink: 777-787MHz

Downlink: 746-756MHz

LTE B13					
FCC Part 27 Subpart F					
Industry Canada RSS-130, issue 1, Industry Canada RSS-GEN					
RF Output Power	FCC Reference section	FCC Limit	IC Reference section	IC Limit	Result
RF Output Power	§2.1055 §27.54	<±2.5 ppm	§4.3	Within the frequency range	Pass
Occupied Bandwidth	§2.1033 §2.1046 §27.50	<3 Watts	§4.4	<5 Watts	Pass
Peak-to-average power ratio	§2.1049	N/A	RSS-GEN §4.2	N/A	Pass
Spurious Emissions	§27.50	<-13 dB	§4.4	<13 dB	Pass
Spurious Emissions at Antenna Terminals	§2.1053 §27.53	<-13dBm	§4.6	<-13dBm	Pass
Frequency Stability	§27.53	<-13dBm	§4.6	<-13dBm	Pass

B14

Uplink: 788-798MHz

Downlink: 758-768MHz

LTE B14					
FCC Part 90 Subpart R					
Industry Canada RSS-140, issue 1, Industry Canada RSS-GEN					
Test item	FCC Reference section	FCC Limit	IC Reference section	IC Limit	Result
RF Output Power	§2.1033 §2.1046 §90.542	<3 Watts ERP	§4.3	<3 Watts ERP	Pass
Occupied Bandwidth	§2.1049	N/A	RSS-GEN §4.2	N/A	Pass
Peak-to-average power ratio	§27.50	<13 dB	§4.3	<13 dB	Pass
Spurious Emissions	§2.1053 §90.543	<-13dBm	§4.4	<-13dBm <-70 dBW/MHz e.i.r.p.of all emissions, including harmonics in the band 1559-1610 MHz.	Pass
Spurious Emissions at Antenna Terminals	§90.543	<-35dBm	§4.4	<-35dBm for mobile and portable/hand-held equipment	Pass
Frequency Stability	§2.1055 §90.543	<±2.5 ppm	§4.2	Within the frequency range	Pass

B66

Uplink: 1710~1780MHz

Downlink: 2110~2200MHz

LTE B66					
FCC Part 27 Subpart L					
Industry Canada RSS-139, issue 3, Industry Canada RSS-GEN					
Test item	FCC Reference section	FCC Limit	IC Reference section	IC Limit	Result
RF Output Power	§2.1033 §2.1046 §27.50	<1 Watts	§6.5	<1 Watts	Pass
Occupied Bandwidth	§2.1049	N/A	RSS-GEN §4.2	N/A	Pass
Peak-to-average power ratio	§27.50	<13 dB	§6.5	<13 dB	Pass
Spurious Emissions	§2.1053 §27.53	<-13dBm	§6.6	<-13dBm	Pass
Spurious Emissions at Antenna Terminals	§27.53	<-13dBm	§6.6	<-13dBm	Pass
Frequency Stability	§2.1055 §27.54	<2.5 ppm	§6.4	Within the frequency range	Pass

B71

Uplink: 663~698MHz

Downlink: 617~652MHz

LTE B71			
FCC Part 27 Subpart F			
Test item	FCC Reference section	FCC Limit	Result
RF Output Power	§2.1033 §2.1046 §27.50	<3 Watts	Pass
Occupied Bandwidth	§2.1049	N/A	Pass
Peak-to-average power ratio	§27.50	<13 dB	Pass
Spurious Emissions	§2.1053 §27.53	<-13dBm	Pass
Spurious Emissions at Antenna Terminals	§27.53	<-13dBm	Pass
Frequency Stability	§2.1055 §27.54	<2.5 ppm	Pass

2.2. Test Environment

Items	Required (IEC 68-1)	Actual	Test Site
Temperature (°C)	15-35	23	2 & 3
Humidity (%RH)	25-75	52	
Barometric pressure (mbar)	860-1060	950-1000	

Note: Test site information refers to Laboratory Information.

Laboratory Information

USA	:	FCC Registration Number: TW3024
Canada	:	IC Registration Number: 22397-1 / 22397-2 / 22397-3

The related certificate for our laboratories about the test site and management system can be downloaded from DEKRA Testing and Certification Co., Ltd. Web Site:

<http://www.dekra.com.tw/english/about/certificates.aspx?bval=5>

The address and introduction of DEKRA Testing and Certification Co., Ltd. laboratories can be founded in our Web site : http://www.dekra.com.tw/index_en.aspx

If you have any comments, Please don't hesitate to contact us. Our test sites as below:

- Site1 No. 75-2, 3rd Lin, WangYe Keng, Yonghxing Tsuen, Qionglin Shiang, Hsinchu County 307, Taiwan (R.O.C.)
 TEL:+886-3-592-8858 / FAX:+886-3-592-8859 E-Mail : info.tw@dekra.com
- Site2 No.372, Sec. 4, Zhongxing Rd., Zhudong Township, Hsinchu County 310, Taiwan, R.O.C.
 TEL: +886-3-582-8001 / FAX: +886-3-582-8958 E-Mail : info.tw@dekra.com
- Site3 No.372-2, Sec. 4, Zhongxing Rd., Zhudong Township, Hsinchu County 310, Taiwan, R.O.C.
 TEL: +886-3-582-8001 / FAX: +886-3-582-8958 E-Mail : info.tw@dekra.com

2.3. List of Test Equipment

RF Output Power / SR10-H

Instrument	Manufacturer	Model No.	Serial No.	Cal. Date	Next Cal. Date
High Speed Peak Power Meter Dual Input	Anritsu	ML2496A	1602004	2018/01/02	2019/01/01
Pulse Power Sensor	Anritsu	MA2411B	1531043	2018/01/02	2019/01/01
Pulse Power Sensor	Anritsu	MA2411B	1531044	2018/01/02	2019/01/01
Power Meter	Keysight	8990B	MY51000248	2018/06/07	2019/06/06
Power Sensor	Keysight	N1923A	MY57240005	2018/06/07	2019/06/06

Occupied Bandwidth / SR10-H

Instrument	Manufacturer	Model No.	Serial No.	Cal. Date	Next Cal. Date
Spectrum Analyzer	Keysight	N9030B	MY57140404	2018/06/26	2019/06/25
Spectrum Analyzer	Keysight	N9010B	MY57110159	2018/05/25	2019/05/24
Spectrum Analyzer	Agilent	N9010A	US47140172	2018/07/18	2019/07/17
Signal & Spectrum Analyzer	R&S	FSV40	101049	2018/01/10	2019/01/09

Peak To Average Ratio / SR10-H

Instrument	Manufacturer	Model No.	Serial No.	Cal. Date	Next Cal. Date
Spectrum Analyzer	Keysight	N9030B	MY57140404	2018/06/26	2019/06/25
Spectrum Analyzer	Keysight	N9010B	MY57110159	2018/05/25	2019/05/24
Spectrum Analyzer	Agilent	N9010A	US47140172	2018/07/18	2019/07/17
Signal & Spectrum Analyzer	R&S	FSV40	101049	2018/01/10	2019/01/09

Conducted Spurious Emissions / SR10-H

Instrument	Manufacturer	Model No.	Serial No.	Cal. Date	Next Cal. Date
Spectrum Analyzer	Keysight	N9030B	MY57140404	2018/06/26	2019/06/25
Spectrum Analyzer	Keysight	N9010B	MY57110159	2018/05/25	2019/05/24
Spectrum Analyzer	Agilent	N9010A	US47140172	2018/07/18	2019/07/17
Signal & Spectrum Analyzer	R&S	FSV40	101049	2018/01/10	2019/01/09

Radiated Spurious Emissions / CB4-H

Instrument	Manufacturer	Model No.	Serial No.	Cal. Date	Next Cal. Date
Signal Analyzer	R&S	FSVA40	101455	2017/11/21	2018/11/20
Signal & Spectrum Analyzer	R&S	FSV40	101049	2018/01/10	2019/01/09
EXA Signal Analyzer	Keysight	N9010A	MY51440132	2018/03/05	2019/03/04
Bilog Antenna	Teseq	CBL6112D	23191	2018/06/26	2019/06/25
Horn Antenna	Schwarzbeck	BBHA 9120D	312	2017/10/11	2018/10/10
Horn Antenna	Schwarzbeck	BBHA 9170	202	2018/01/31	2019/01/30
Pre-Amplifier	Dekra	AP-025C	201801236	2018/02/26	2019/02/25
Pre-Amplifier	EMCI	EMC11830I	980366	2018/01/08	2019/01/07
Pre-Amplifier	Dekra	AP-400C	201801231	2017/12/13	2018/12/12

Spurious Emissions at Antenna Terminals / SR10-H

Instrument	Manufacturer	Model No.	Serial No.	Cal. Date	Next Cal. Date
Spectrum Analyzer	Keysight	N9030B	MY57140404	2018/06/26	2019/06/25
Spectrum Analyzer	Keysight	N9010B	MY57110159	2018/05/25	2019/05/24
Spectrum Analyzer	Agilent	N9010A	US47140172	2018/07/18	2019/07/17
Signal & Spectrum Analyzer	R&S	FSV40	101049	2018/01/10	2019/01/09

Frequency Stability / SR10-H

Instrument	Manufacturer	Model No.	Serial No.	Cal. Date	Next Cal. Date
Spectrum Analyzer	Keysight	N9030B	MY57140404	2018/06/26	2019/06/25
Spectrum Analyzer	Keysight	N9010B	MY57110159	2018/05/25	2019/05/24
Spectrum Analyzer	Agilent	N9010A	US47140172	2018/07/18	2019/07/17
Signal & Spectrum Analyzer	R&S	FSV40	101049	2018/01/10	2019/01/09

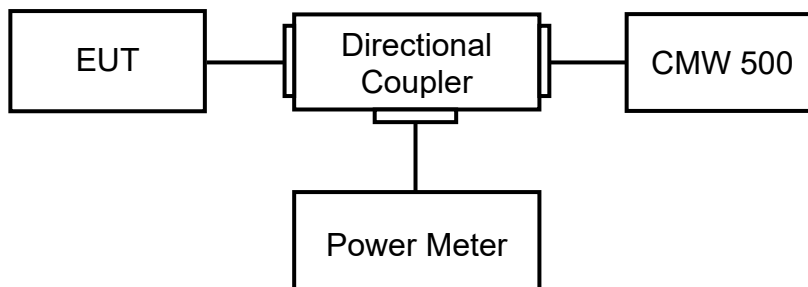
Note: All equipment upon which need to calibrated are with calibration period of 1 year.

2.4. Uncertainty

Test Item	Uncertainty
RF Output Power	± 1.27 dB.
Occupied Bandwidth	± 10 Hz
Peak To Average Ratio	not exceed 13 dB.
Spurious Emissions	± 1.27 dB for Conducted Measurement. ± 3.2 dB for Radiated Measurement.
Spurious Emissions at Antenna Terminals	± 3.2 dB
Frequency Stability	± 10 Hz

3. RF Output Power

3.1. Test Setup



3.2. Test Procedure

- The RF output of the transmitter was connected to base station simulator.
- The RF output of EUT was connected to the spectrum analyzer by RF cable and attenuator. The path loss was compensated to the results for each measurement..
- Set EUT at maximum average power by base station simulator.
- Measure lowest, middle, and highest channels for each bandwidth and different modulation.

Effective Isotropic Radiated Power = Conducted Power(dBm) + Antenna Gain(dBi)

Effective Radiated Power = Conducted Power(dBm) + Antenna Gain(dBi) - 2.15dB

3.3. Test Method

KDB 971168 D01 Power Meas License Digital Systems v03 sub-clause 5.2.4

ANSI C63.26: 2015 Sub-clause 5.2.4.2

3.4. Test Result

Product	LE910C4-NF		
Test Item	RF Output Power		
Test Mode	Mode 1: LTE Band 2		
Date of Test	2018/08/13	Test Site	SR10-H

Band	Channel Freq. (MHz)	Modulation	RB No.	RB offset	MPR	Conducted Output Power (dBm)	RF Output Power (W) EIRP	Limit (W) EIRP	
Band 2 / 1.4MHz	CH 18607 1850.7MHz	QPSK	1	0	0	24.10	0.575	2	
				2		24.14	0.581	2	
				5		24.09	0.574	2	
			3	0	0	24.10	0.575	2	
				1		24.05	0.569	2	
				2		24.06	0.570	2	
		6	0	1	23.01	0.448	2		
		16-QAM		1	0	1	22.85	0.432	2
					2		22.92	0.439	2
					5		22.86	0.433	2
				3	0	1	22.97	0.444	2
					1		23.03	0.450	2
					2		22.99	0.446	2
		6	0	2	21.95	0.351	2		

Band	Channel Freq. (MHz)	Modulation	RB No.	RB offset	MPR	Conducted Output Power (dBm)	RF Output Power (W) EIRP	Limit (W) EIRP	
Band 2 / 1.4MHz	CH 18900 1880MHz	QPSK	1	0	0	24.24	0.594	2	
				2		24.31	0.604	2	
				5		24.26	0.597	2	
			3	0	0	24.30	0.603	2	
				1		24.35	0.610	2	
				2		24.37	0.612	2	
			6	0	1	23.30	0.479	2	
			16-QAM	1	0	1	23.26	0.474	2
					2		23.30	0.479	2
		5			23.22		0.470	2	
		3		0	1	23.39	0.489	2	
				1		23.40	0.490	2	
				2		23.38	0.488	2	
		6	0	2	22.34	0.384	2		

Band	Channel Freq. (MHz)	Modulation	RB No.	RB offset	MPR	Conducted Output Power (dBm)	RF Output Power (W) EIRP	Limit (W) EIRP	
Band 2 / 1.4MHz	CH 19193 1909.3MHz	QPSK	1	0	0	23.88	0.547	2	
				2		24.00	0.562	2	
				5		23.91	0.551	2	
			3	0	0	23.77	0.533	2	
				1		23.81	0.538	2	
				2		23.82	0.540	2	
			6	0	1	22.78	0.425	2	
			16-QAM	1	1	0	22.76	0.423	2
						2	22.91	0.438	2
		5				22.80	0.427	2	
		3		1	0	22.88	0.435	2	
					1	22.90	0.437	2	
					2	22.92	0.439	2	
		6	0	2	21.84	0.342	2		

Product	LE910C4-NF		
Test Item	RF Output Power		
Test Mode	Mode 1: LTE Band 2		
Date of Test	2018/08/13	Test Site	SR10-H

Band	Channel Freq. (MHz)	Modulation	RB No.	RB offset	MPR	Conducted Output Power (dBm)	RF Output Power (W) EIRP	Limit (W) EIRP		
Band 2 / 3MHz	CH 18615 1851.5MHz	QPSK	1	0	0	24.07	0.571	2		
				7		24.23	0.593	2		
				14		24.14	0.581	2		
			8	0	1	23.28	0.476	2		
				4		23.17	0.465	2		
				7		23.05	0.452	2		
			15	0	1	23.15	0.462	2		
			16-QAM	1	1	0	1	22.97	0.444	2
						7		23.05	0.452	2
		14				22.80		0.427	2	
		8		2	0	2	21.96	0.352	2	
					4		21.98	0.353	2	
					7		21.98	0.353	2	
		15	0	2	21.99	0.354	2			

Band	Channel Freq. (MHz)	Modulation	RB No.	RB offset	MPR	Conducted Output Power (dBm)	RF Output Power (W) EIRP	Limit (W) EIRP	
Band 2 / 3MHz	CH 18900 1880MHz	QPSK	1	0	0	24.42	0.619	2	
				7		24.57	0.641	2	
				14		24.35	0.610	2	
			8	0	1	23.30	0.479	2	
				4		23.38	0.488	2	
				7		23.42	0.492	2	
			15	0	1	23.39	0.489	2	
			16-QAM	1	0	1	23.28	0.476	2
					7		23.53	0.505	2
		14			23.20		0.468	2	
		8		0	2	22.40	0.389	2	
				4		22.39	0.388	2	
				7		22.39	0.388	2	
		15	0	2	22.44	0.393	2		

Band	Channel Freq. (MHz)	Modulation	RB No.	RB offset	MPR	Conducted Output Power (dBm)	RF Output Power (W) EIRP	Limit (W) EIRP	
Band 2 / 3MHz	CH 19185 1908.5MHz	QPSK	1	0	0	24.08	0.573	2	
				7		24.20	0.589	2	
				14		24.01	0.564	2	
			8	0	1	22.87	0.434	2	
				4		22.85	0.432	2	
				7		22.86	0.433	2	
			15	0	1	22.90	0.437	2	
			16-QAM	1	1	0	22.80	0.427	2
						7	22.93	0.440	2
		14				22.77	0.424	2	
		8		2	0	21.90	0.347	2	
					4	21.90	0.347	2	
					7	21.88	0.345	2	
		15	0	2	21.79	0.338	2		

Product	LE910C4-NF		
Test Item	RF Output Power		
Test Mode	Mode 1: LTE Band 2		
Date of Test	2018/08/13	Test Site	SR10-H

Band	Channel Freq. (MHz)	Modulation	RB No.	RB offset	MPR	Conducted Output Power (dBm)	RF Output Power (W) EIRP	Limit (W) EIRP		
Band 2 / 5MHz	CH 18625 1852.5MHz	QPSK	1	0	0	23.95	0.556	2		
				12		24.08	0.573	2		
				24		23.89	0.548	2		
			12	0	1	22.86	0.433	2		
				6		22.87	0.434	2		
				11		22.88	0.435	2		
			25	0	1	23.02	0.449	2		
			16-QAM	1	1	0	1	23.00	0.447	2
						12		23.23	0.471	2
		24				22.89		0.436	2	
		12		2	0	2	22.18	0.370	2	
					6		22.18	0.370	2	
					11		22.28	0.378	2	
		25	0	2	22.06	0.360	2			

Band	Channel Freq. (MHz)	Modulation	RB No.	RB offset	MPR	Conducted Output Power (dBm)	RF Output Power (W) EIRP	Limit (W) EIRP	
Band 2 / 5MHz	CH 18900 1880MHz	QPSK	1	0	0	24.38	0.614	2	
				12		24.56	0.640	2	
				24		24.24	0.594	2	
			12	0	1	23.70	0.525	2	
				6		23.51	0.502	2	
				11		23.51	0.502	2	
			25	0	1	23.38	0.488	2	
			16-QAM	1	1	0	23.48	0.499	2
						12	23.74	0.530	2
		24				23.34	0.483	2	
		12		2	0	22.37	0.386	2	
					6	22.36	0.385	2	
					11	22.35	0.385	2	
		25	0	2	22.40	0.389	2		

Band	Channel Freq. (MHz)	Modulation	RB No.	RB offset	MPR	Conducted Output Power (dBm)	RF Output Power (W) EIRP	Limit (W) EIRP	
Band 2 / 5MHz	CH 19175 1907.5MHz	QPSK	1	0	0	24.15	0.582	2	
				12		24.05	0.569	2	
				24		23.99	0.561	2	
			12	0	1	22.88	0.435	2	
				6		22.89	0.436	2	
				11		23.01	0.448	2	
			25	0	1	22.86	0.433	2	
			16-QAM	1	1	0	22.60	0.407	2
						12	22.89	0.436	2
		24				22.56	0.404	2	
		12		2	0	21.98	0.353	2	
					6	21.91	0.348	2	
					11	21.89	0.346	2	
		25	0	2	21.85	0.343	2		

Product	LE910C4-NF		
Test Item	RF Output Power		
Test Mode	Mode 1: LTE Band 2		
Date of Test	2018/08/13	Test Site	SR10-H

Band	Channel Freq. (MHz)	Modulation	RB No.	RB offset	MPR	Conducted Output Power (dBm)	RF Output Power (W) EIRP	Limit (W) EIRP		
Band 2 / 10MHz	CH 18650 1855MHz	QPSK	1	0	0	24.06	0.570	2		
				24		24.02	0.565	2		
				49		24.09	0.574	2		
			25	0	1	22.85	0.432	2		
				12		22.88	0.435	2		
				24		23.00	0.447	2		
			50	0	1	23.03	0.450	2		
			16-QAM	1	1	0	1	22.99	0.446	2
						24		23.05	0.452	2
		49				23.07		0.454	2	
		25		2	0	2	21.89	0.346	2	
					12		21.89	0.346	2	
					24		22.00	0.355	2	
		50	0	2	22.01	0.356	2			

Band	Channel Freq. (MHz)	Modulation	RB No.	RB offset	MPR	Conducted Output Power (dBm)	RF Output Power (W) EIRP	Limit (W) EIRP	
Band 2 / 10MHz	CH 18900 1880MHz	QPSK	1	0	0	24.42	0.619	2	
				24		24.37	0.612	2	
				49		24.36	0.611	2	
			25	0	1	23.46	0.497	2	
				12		23.34	0.483	2	
				24		23.33	0.482	2	
			50	0	1	23.37	0.486	2	
			16-QAM	1	1	0	23.70	0.525	2
						24	23.71	0.526	2
		49				23.63	0.516	2	
		25		2	0	22.42	0.391	2	
					12	22.42	0.391	2	
					24	22.40	0.389	2	
		50	0	2	22.33	0.383	2		

Band	Channel Freq. (MHz)	Modulation	RB No.	RB offset	MPR	Conducted Output Power (dBm)	RF Output Power (W) EIRP	Limit (W) EIRP	
Band 2 / 10MHz	CH 19150 1905MHz	QPSK	1	0	0	24.14	0.581	2	
				24		24.07	0.571	2	
				49		24.00	0.562	2	
			25	0	1	22.92	0.439	2	
				12		22.85	0.432	2	
				24		22.87	0.434	2	
			50	0	1	22.97	0.444	2	
			16-QAM	1	1	0	23.09	0.456	2
						24	23.02	0.449	2
		49				22.93	0.440	2	
		25		2	0	21.92	0.348	2	
					12	21.85	0.343	2	
					24	21.80	0.339	2	
		50	0	2	21.83	0.341	2		

Product	LE910C4-NF		
Test Item	RF Output Power		
Test Mode	Mode 1: LTE Band 2		
Date of Test	2018/08/13	Test Site	SR10-H

Band	Channel Freq. (MHz)	Modulation	RB No.	RB offset	MPR	Conducted Output Power (dBm)	RF Output Power (W) EIRP	Limit (W) EIRP		
Band 2 / 15MHz	CH 18675 1857.5MHz	QPSK	1	0	0	23.91	0.551	2		
				37		24.17	0.585	2		
				74		24.08	0.573	2		
			36	0	1	22.76	0.423	2		
				19		22.90	0.437	2		
				38		22.87	0.434	2		
			75	0	1	22.87	0.434	2		
			16-QAM	1	1	0	1	22.92	0.439	2
						37		23.20	0.468	2
		74				22.97		0.444	2	
		36		0	2	21.80	0.339	2		
				19		21.89	0.346	2		
				38		21.91	0.348	2		
		75	0	2	21.92	0.348	2			

Band	Channel Freq. (MHz)	Modulation	RB No.	RB offset	MPR	Conducted Output Power (dBm)	RF Output Power (W) EIRP	Limit (W) EIRP	
Band 2 / 15MHz	CH 18900 1880MHz	QPSK	1	0	0	24.20	0.589	2	
				37		24.38	0.614	2	
				74		24.02	0.565	2	
			36	0	1	23.36	0.485	2	
				19		23.28	0.476	2	
				38		23.19	0.467	2	
			75	0	1	23.26	0.474	2	
			16-QAM	1	1	0	23.60	0.513	2
						37	23.66	0.520	2
		74				23.24	0.472	2	
		36		2	0	22.33	0.383	2	
					19	22.23	0.374	2	
					38	22.24	0.375	2	
		75	0	2	22.23	0.374	2		

Band	Channel Freq. (MHz)	Modulation	RB No.	RB offset	MPR	Conducted Output Power (dBm)	RF Output Power (W) EIRP	Limit (W) EIRP	
Band 2 / 15MHz	CH 19125 1902.5MHz	QPSK	1	0	0	23.96	0.557	2	
				37		24.05	0.569	2	
				74		23.60	0.513	2	
			36	0	1	22.97	0.444	2	
				19		22.89	0.436	2	
				38		22.75	0.422	2	
			75	0	1	22.87	0.434	2	
			16-QAM	1	1	0	22.97	0.444	2
						37	23.12	0.459	2
		74				22.67	0.414	2	
		36		2	0	21.82	0.340	2	
					19	21.84	0.342	2	
					38	21.74	0.334	2	
		75	0	2	21.94	0.350	2		

Product	LE910C4-NF		
Test Item	RF Output Power		
Test Mode	Mode 1: LTE Band 2		
Date of Test	2018/08/13	Test Site	SR10-H

Band	Channel Freq. (MHz)	Modulation	RB No.	RB offset	MPR	Conducted Output Power (dBm)	RF Output Power (W) EIRP	Limit (W) EIRP		
Band 2 / 20MHz	CH 18700 1860MHz	QPSK	1	0	0	23.65	0.519	2		
				49		23.99	0.561	2		
				99		23.96	0.557	2		
			50	0	1	22.93	0.440	2		
				25		22.86	0.433	2		
				49		22.95	0.442	2		
			100	0	1	23.33	0.482	2		
			16-QAM	1	1	0	1	22.94	0.441	2
						49		23.16	0.463	2
		99				23.27		0.475	2	
		50		0	2	21.90	0.347	2		
				25		21.92	0.348	2		
				49		22.02	0.356	2		
		100	0	2	21.89	0.346	2			

Band	Channel Freq. (MHz)	Modulation	RB No.	RB offset	MPR	Conducted Output Power (dBm)	RF Output Power (W) EIRP	Limit (W) EIRP	
Band 2 / 20MHz	CH 18900 1880MHz	QPSK	1	0	0	24.05	0.569	2	
				49		24.18	0.586	2	
				99		23.99	0.561	2	
			50	0	1	23.20	0.468	2	
				25		23.11	0.458	2	
				49		23.18	0.466	2	
			100	0	1	23.18	0.466	2	
			16-QAM	1	1	0	23.41	0.491	2
						49	23.60	0.513	2
		99				23.36	0.485	2	
		50		2	0	22.34	0.384	2	
					25	22.23	0.374	2	
					49	22.24	0.375	2	
		100	0	2	22.18	0.370	2		

Band	Channel Freq. (MHz)	Modulation	RB No.	RB offset	MPR	Conducted Output Power (dBm)	RF Output Power (W) EIRP	Limit (W) EIRP	
Band 2 / 20MHz	CH 19100 1900MHz	QPSK	1	0	0	24.15	0.582	2	
				49		24.08	0.573	2	
				99		23.77	0.533	2	
			50	0	1	22.93	0.440	2	
				25		22.85	0.432	2	
				49		22.87	0.434	2	
			100	0	1	22.94	0.441	2	
			16-QAM	1	1	0	23.20	0.468	2
						49	23.17	0.465	2
		99				22.95	0.442	2	
		50		2	0	22.00	0.355	2	
					25	21.93	0.349	2	
					49	21.82	0.340	2	
		100	0	2	21.90	0.347	2		

Product	LE910C4-NF		
Test Item	RF Output Power		
Test Mode	Mode 2: LTE Band 4		
Date of Test	2018/08/13	Test Site	SR10-H

Band	Channel Freq. (MHz)	Modulation	RB No.	RB offset	MPR	Conducted Output Power (dBm)	RF Output Power (W) EIRP	Limit (W) EIRP	
Band 4 / 1.4MHz	CH 19957 1710.7MHz	QPSK	1	0	0	24.03	0.566	1	
				2		24.13	0.579	1	
				5		24.05	0.569	1	
			3	0	0	24.11	0.577	1	
				1		24.10	0.575	1	
				2		24.12	0.578	1	
		6	0	1	23.29	0.478	1		
		16-QAM		1	0	1	23.17	0.465	1
					2		23.23	0.471	1
					5		23.13	0.460	1
				3	0	1	23.28	0.476	1
					1		23.31	0.480	1
					2		23.34	0.483	1
				6	0	2	22.21	0.372	1

Band	Channel Freq. (MHz)	Modulation	RB No.	RB offset	MPR	Conducted Output Power (dBm)	RF Output Power (W) EIRP	Limit (W) EIRP	
Band 4 / 1.4MHz	CH 20175 1732.5MHz	QPSK	1	0	0	24.12	0.578	1	
				2		24.19	0.587	1	
				5		24.13	0.579	1	
			3	0	0	24.08	0.573	1	
				1		24.12	0.578	1	
				2		24.13	0.579	1	
			6	0	1	23.29	0.478	1	
			16-QAM	1	1	0	23.23	0.471	1
						2	23.34	0.483	1
		5				23.22	0.470	1	
		3		1	0	23.30	0.479	1	
					1	23.31	0.480	1	
					2	23.36	0.485	1	
		6	0	2	22.34	0.384	1		

Band	Channel Freq. (MHz)	Modulation	RB No.	RB offset	MPR	Conducted Output Power (dBm)	RF Output Power (W) EIRP	Limit (W) EIRP	
Band 4 / 1.4MHz	CH 20393 1754.3MHz	QPSK	1	0	0	24.05	0.569	1	
				2		24.13	0.579	1	
				5		24.04	0.568	1	
			3	0	0	24.05	0.569	1	
				1		24.06	0.570	1	
				2		24.08	0.573	1	
			6	0	1	23.10	0.457	1	
			16-QAM	1	1	0	22.93	0.440	1
						2	23.01	0.448	1
		5				22.95	0.442	1	
		3		1	0	23.15	0.462	1	
					1	23.17	0.465	1	
					2	23.15	0.462	1	
		6	0	2	22.09	0.362	1		

Product	LE910C4-NF		
Test Item	RF Output Power		
Test Mode	Mode 2: LTE Band 4		
Date of Test	2018/08/13	Test Site	SR10-H

Band	Channel Freq. (MHz)	Modulation	RB No.	RB offset	MPR	Conducted Output Power (dBm)	RF Output Power (W) EIRP	Limit (W) EIRP	
Band 4 / 3MHz	CH 19965 1711.5MHz	QPSK	1	0	0	24.38	0.614	1	
				7		24.48	0.628	1	
				14		24.23	0.593	1	
			8	0	1	23.26	0.474	1	
				4		23.23	0.471	1	
				7		23.25	0.473	1	
			15	0	1	23.43	0.493	1	
			16-QAM	1	1	0	23.23	0.471	1
						7	23.42	0.492	1
		14				23.20	0.468	1	
		8		2	0	22.22	0.373	1	
					4	22.28	0.378	1	
					7	22.27	0.378	1	
		15	0	2	22.52	0.400	1		

Band	Channel Freq. (MHz)	Modulation	RB No.	RB offset	MPR	Conducted Output Power (dBm)	RF Output Power (W) EIRP	Limit (W) EIRP	
Band 4 / 3MHz	CH 20175 1732.5MHz	QPSK	1	0	0	24.08	0.573	1	
				7		24.27	0.598	1	
				14		24.08	0.573	1	
			8	0	1	23.24	0.472	1	
				4		23.22	0.470	1	
				7		23.20	0.468	1	
			15	0	1	23.19	0.467	1	
			16-QAM	1	1	0	23.20	0.468	1
						7	23.33	0.482	1
		14				23.14	0.461	1	
		8		2	0	22.19	0.371	1	
					4	22.23	0.374	1	
					7	22.23	0.374	1	
		15	0	2	22.22	0.373	1		

Band	Channel Freq. (MHz)	Modulation	RB No.	RB offset	MPR	Conducted Output Power (dBm)	RF Output Power (W) EIRP	Limit (W) EIRP	
Band 4 / 3MHz	CH 20385 1753.5MHz	QPSK	1	0	0	24.06	0.570	1	
				7		24.15	0.582	1	
				14		24.00	0.562	1	
			8	0	1	23.04	0.451	1	
				4		23.03	0.450	1	
				7		23.04	0.451	1	
			15	0	1	23.05	0.452	1	
			16-QAM	1	1	0	22.94	0.441	1
						7	23.20	0.468	1
		14				22.92	0.439	1	
		8		2	0	22.07	0.361	1	
					4	22.04	0.358	1	
					7	22.06	0.360	1	
		15	0	2	22.08	0.361	1		

Product	LE910C4-NF		
Test Item	RF Output Power		
Test Mode	Mode 2: LTE Band 4		
Date of Test	2018/08/13	Test Site	SR10-H

Band	Channel Freq. (MHz)	Modulation	RB No.	RB offset	MPR	Conducted Output Power (dBm)	RF Output Power (W) EIRP	Limit (W) EIRP		
Band 4 / 5MHz	CH 19975 1712.5MHz	QPSK	1	0	0	24.23	0.593	1		
				12		24.41	0.618	1		
				24		24.10	0.575	1		
			12	0	1	23.47	0.498	1		
				6		23.40	0.490	1		
				11		23.34	0.483	1		
			25	0	1	23.41	0.491	1		
			16-QAM	1	1	0	1	23.52	0.504	1
						12		23.77	0.533	1
		24				23.35		0.484	1	
		12			0	2	22.34	0.384	1	
					6		22.38	0.387	1	
					11		22.36	0.385	1	
		25	0	2	22.43	0.392	1			

Band	Channel Freq. (MHz)	Modulation	RB No.	RB offset	MPR	Conducted Output Power (dBm)	RF Output Power (W) EIRP	Limit (W) EIRP	
Band 4 / 5MHz	CH 20175 1732.5MHz	QPSK	1	0	0	24.02	0.565	1	
				12		24.24	0.594	1	
				24		24.06	0.570	1	
			12	0	1	23.30	0.479	1	
				6		23.32	0.481	1	
				11		23.33	0.482	1	
			25	0	1	23.29	0.478	1	
			16-QAM	1	1	0	23.14	0.461	1
						12	23.36	0.485	1
		24				23.15	0.462	1	
		12		2	0	22.27	0.378	1	
					6	22.26	0.377	1	
					11	22.28	0.378	1	
		25	0	2	22.31	0.381	1		

Band	Channel Freq. (MHz)	Modulation	RB No.	RB offset	MPR	Conducted Output Power (dBm)	RF Output Power (W) EIRP	Limit (W) EIRP	
Band 4 / 5MHz	CH 20375 1752.5MHz	QPSK	1	0	0	24.44	0.622	1	
				12		24.59	0.644	1	
				24		24.33	0.607	1	
			12	0	1	23.21	0.469	1	
				6		23.20	0.468	1	
				11		23.20	0.468	1	
			25	0	1	23.19	0.466	1	
			16-QAM	1	1	0	23.29	0.478	1
						12	23.63	0.516	1
		24				23.33	0.482	1	
		12		2	0	22.23	0.374	1	
					6	22.26	0.377	1	
					11	22.23	0.374	1	
		25	0	2	22.24	0.375	1		

Product	LE910C4-NF		
Test Item	RF Output Power		
Test Mode	Mode 2: LTE Band 4		
Date of Test	2018/08/13	Test Site	SR10-H

Band	Channel Freq. (MHz)	Modulation	RB No.	RB offset	MPR	Conducted Output Power (dBm)	RF Output Power (W) EIRP	Limit (W) EIRP	
Band 4 / 10MHz	CH 20000 1715MHz	QPSK	1	0	0	24.30	0.603	1	
				24		24.34	0.608	1	
				49		24.21	0.590	1	
			25	0	1	23.34	0.483	1	
				12		23.33	0.482	1	
				24		23.25	0.473	1	
			50	0	1	23.33	0.482	1	
			16-QAM	1	1	0	23.17	0.465	1
						24	23.23	0.471	1
		49				23.24	0.472	1	
		25		2	0	22.30	0.380	1	
					12	22.28	0.378	1	
					24	22.29	0.379	1	
		50	0	2	22.58	0.406	1		

Band	Channel Freq. (MHz)	Modulation	RB No.	RB offset	MPR	Conducted Output Power (dBm)	RF Output Power (W) EIRP	Limit (W) EIRP	
Band 4 / 10MHz	CH 20175 1732.5MHz	QPSK	1	0	0	24.16	0.583	1	
				24		24.17	0.585	1	
				49		24.15	0.582	1	
			25	0	1	23.14	0.461	1	
				12		23.20	0.468	1	
				24		23.19	0.467	1	
			50	0	1	23.24	0.472	1	
			16-QAM	1	1	0	23.01	0.448	1
						24	23.28	0.476	1
		49				23.07	0.454	1	
		25		2	0	22.19	0.371	1	
					12	22.29	0.379	1	
					24	22.28	0.378	1	
		50	0	2	22.22	0.373	1		

Band	Channel Freq. (MHz)	Modulation	RB No.	RB offset	MPR	Conducted Output Power (dBm)	RF Output Power (W) EIRP	Limit (W) EIRP	
Band 4 / 10MHz	CH 20350 1750MHz	QPSK	1	0	0	24.25	0.596	1	
				24		24.19	0.587	1	
				49		24.16	0.583	1	
			25	0	1	23.21	0.469	1	
				12		23.25	0.473	1	
				24		23.16	0.463	1	
			50	0	1	23.23	0.471	1	
			16-QAM	1	1	0	23.11	0.458	1
						24	23.09	0.456	1
		49				23.07	0.454	1	
		25		2	0	22.29	0.379	1	
					12	22.20	0.372	1	
					24	22.19	0.371	1	
		50	0	2	22.22	0.373	1		

Product	LE910C4-NF		
Test Item	RF Output Power		
Test Mode	Mode 2: LTE Band 4		
Date of Test	2018/08/13	Test Site	SR10-H

Band	Channel Freq. (MHz)	Modulation	RB No.	RB offset	MPR	Conducted Output Power (dBm)	RF Output Power (W) EIRP	Limit (W) EIRP
Band 4 / 15MHz	CH 20025 1717.5MHz	QPSK	1	0	0	24.24	0.594	1
				37		24.37	0.612	1
				74		24.14	0.581	1
			36	0	1	23.28	0.476	1
				19		23.33	0.482	1
				38		23.28	0.476	1
			75	0	1	23.42	0.492	1
		16-QAM	1	1	0	23.88	0.547	1
					37	24.29	0.601	1
					74	24.07	0.571	1
			36	2	0	23.05	0.452	1
					19	23.23	0.471	1
					38	23.20	0.468	1
			75	0	2	22.45	0.394	1

Band	Channel Freq. (MHz)	Modulation	RB No.	RB offset	MPR	Conducted Output Power (dBm)	RF Output Power (W) EIRP	Limit (W) EIRP	
Band 4 / 15MHz	CH 20175 1732.5MHz	QPSK	1	0	0	24.16	0.583	1	
				37		24.29	0.601	1	
				74		24.08	0.573	1	
			36	0	1	23.07	0.454	1	
				19		23.20	0.468	1	
				38		23.20	0.468	1	
			75	0	1	23.09	0.456	1	
			16-QAM	1	1	0	23.23	0.471	1
						37	23.37	0.486	1
		74				23.06	0.453	1	
		36		2	0	22.12	0.365	1	
					19	22.20	0.372	1	
					38	22.17	0.369	1	
		75	0	2	22.18	0.370	1		

Band	Channel Freq. (MHz)	Modulation	RB No.	RB offset	MPR	Conducted Output Power (dBm)	RF Output Power (W) EIRP	Limit (W) EIRP	
Band 4 / 15MHz	CH 20325 1747.5MHz	QPSK	1	0	0	24.19	0.587	1	
				37		24.38	0.614	1	
				74		24.01	0.564	1	
			36	0	1	23.29	0.478	1	
				19		23.20	0.468	1	
				38		23.13	0.460	1	
			75	0	1	23.16	0.463	1	
			16-QAM	1	1	0	23.13	0.460	1
						37	23.40	0.490	1
		74				22.95	0.442	1	
		36		2	0	22.30	0.380	1	
					19	22.20	0.372	1	
					38	22.19	0.371	1	
		75	0	2	22.20	0.372	1		

Product	LE910C4-NF		
Test Item	RF Output Power		
Test Mode	Mode 2: LTE Band 4		
Date of Test	2018/08/13	Test Site	SR10-H

Band	Channel Freq. (MHz)	Modulation	RB No.	RB offset	MPR	Conducted Output Power (dBm)	RF Output Power (W) EIRP	Limit (W) EIRP
Band 4 / 20MHz	CH 20050 1720MHz	QPSK	1	0	0	23.91	0.551	1
				49		24.12	0.578	1
				99		23.95	0.556	1
			50	0	1	23.13	0.460	1
				25		23.19	0.467	1
				49		23.18	0.466	1
		100	0	1	23.30	0.479	1	
		16-QAM	1	1	0	22.76	0.423	1
					49	23.16	0.463	1
					99	22.84	0.431	1
			50	2	0	22.19	0.371	1
					25	22.26	0.377	1
					49	22.27	0.378	1
			100	0	2	22.29	0.379	1

Band	Channel Freq. (MHz)	Modulation	RB No.	RB offset	MPR	Conducted Output Power (dBm)	RF Output Power (W) EIRP	Limit (W) EIRP	
Band 4 / 20MHz	CH 20175 1732.5MHz	QPSK	1	0	0	24.22	0.592	1	
				49		24.17	0.585	1	
				99		24.15	0.582	1	
			50	0	1	23.12	0.459	1	
				25		23.20	0.468	1	
				49		23.16	0.463	1	
			100	0	1	23.16	0.463	1	
			16-QAM	1	1	0	23.06	0.453	1
						49	23.20	0.468	1
		99				23.02	0.449	1	
		50		2	0	22.15	0.367	1	
					25	22.25	0.376	1	
					49	22.14	0.366	1	
		100	0	2	22.12	0.365	1		

Band	Channel Freq. (MHz)	Modulation	RB No.	RB offset	MPR	Conducted Output Power (dBm)	RF Output Power (W) EIRP	Limit (W) EIRP	
Band 4 / 20MHz	CH 20300 1745MHz	QPSK	1	0	0	24.17	0.585	1	
				49		24.24	0.594	1	
				99		23.98	0.560	1	
			50	0	1	23.32	0.481	1	
				25		23.30	0.479	1	
				49		23.17	0.465	1	
			100	0	1	23.26	0.474	1	
			16-QAM	1	1	0	23.13	0.460	1
						49	23.26	0.474	1
		99				23.03	0.450	1	
		50		2	0	22.33	0.383	1	
					25	22.34	0.384	1	
					49	22.22	0.373	1	
		100	0	2	22.29	0.379	1		

Product	LE910C4-NF		
Test Item	RF Output Power		
Test Mode	Mode 3: LTE Band 5		
Date of Test	2018/08/13	Test Site	SR10-H

Band	Channel Freq. (MHz)	Modulation	RB No.	RB offset	MPR	Conducted Output Power (dBm)	RF Output Power (W) ERP	Limit (W) ERP	
Band 5 / 1.4MHz	CH 20407 824.7MHz	QPSK	1	0	0	24.34	0.330	7	
				2		24.50	0.343	7	
				5		24.37	0.333	7	
			3	0	0	24.52	0.344	7	
				1		24.58	0.349	7	
				2		24.55	0.347	7	
		6	0	1	23.55	0.275	7		
		16-QAM		1	0	1	23.26	0.258	7
					2		23.35	0.263	7
					5		23.31	0.261	7
				3	0	1	23.60	0.279	7
					1		23.61	0.279	7
					2		23.60	0.279	7
				6	0	2	22.37	0.210	7

Band	Channel Freq. (MHz)	Modulation	RB No.	RB offset	MPR	Conducted Output Power (dBm)	RF Output Power (W) ERP	Limit (W) ERP		
Band 5 / 1.4MHz	CH 20525 836.5MHz	QPSK	1	0	0	24.38	0.333	7		
				2		24.52	0.344	7		
				5		24.51	0.344	7		
			3	0	0	24.25	0.324	7		
				1		24.37	0.333	7		
				2		24.36	0.332	7		
			6	0	1	23.33	0.262	7		
			16-QAM	1	1	0	1	23.11	0.249	7
						2		23.36	0.264	7
		5				23.22		0.255	7	
		3		1	0	1	23.24	0.256	7	
					1		23.43	0.268	7	
					2		23.39	0.265	7	
		6	0	2	22.22	0.203	7			

Band	Channel Freq. (MHz)	Modulation	RB No.	RB offset	MPR	Conducted Output Power (dBm)	RF Output Power (W) ERP	Limit (W) ERP	
Band 5 / 1.4MHz	CH 20643 848.3MHz	QPSK	1	0	0	24.76	0.364	7	
				2		24.82	0.369	7	
				5		24.76	0.364	7	
			3	0	0	24.66	0.356	7	
				1		24.72	0.361	7	
				2		24.73	0.361	7	
		6	0	1	23.63	0.281	7		
		16-QAM	1	1	0	1	23.46	0.270	7
					2		23.50	0.272	7
					5		23.43	0.268	7
			3	1	0	1	23.61	0.279	7
					1		23.68	0.284	7
					2		23.69	0.284	7
			6	0	2	22.56	0.219	7	

Product	LE910C4-NF		
Test Item	RF Output Power		
Test Mode	Mode 3: LTE Band 5		
Date of Test	2018/08/13	Test Site	SR10-H

Band	Channel Freq. (MHz)	Modulation	RB No.	RB offset	MPR	Conducted Output Power (dBm)	RF Output Power (W) ERP	Limit (W) ERP	
Band 5 / 3MHz	CH 20415 825.5MHz	QPSK	1	0	0	24.47	0.340	7	
				7		24.81	0.368	7	
				14		24.40	0.335	7	
			8	0	1	23.60	0.279	7	
				4		23.57	0.277	7	
				7		23.44	0.269	7	
			15	0	1	23.51	0.273	7	
			16-QAM	1	0	1	23.43	0.268	7
					7		23.59	0.278	7
		14			23.46		0.270	7	
		8		0	2	22.41	0.212	7	
				4		22.41	0.212	7	
				7		22.38	0.210	7	
		15	0	2	22.41	0.212	7		

Band	Channel Freq. (MHz)	Modulation	RB No.	RB offset	MPR	Conducted Output Power (dBm)	RF Output Power (W) ERP	Limit (W) ERP	
Band 5 / 3MHz	CH 20525 836.5MHz	QPSK	1	0	0	24.22	0.321	7	
				7		24.51	0.344	7	
				14		24.30	0.327	7	
			8	0	1	23.24	0.256	7	
				4		23.28	0.259	7	
				7		23.34	0.262	7	
			15	0	1	23.30	0.260	7	
			16-QAM	1	1	0	23.01	0.243	7
						7	23.31	0.261	7
		14				23.20	0.254	7	
		8		2	0	22.16	0.200	7	
					4	22.21	0.202	7	
					7	22.24	0.204	7	
		15	0	2	22.22	0.203	7		

Band	Channel Freq. (MHz)	Modulation	RB No.	RB offset	MPR	Conducted Output Power (dBm)	RF Output Power (W) ERP	Limit (W) ERP	
Band 5 / 3MHz	CH 20635 847.5MHz	QPSK	1	0	0	24.61	0.352	7	
				7		24.81	0.368	7	
				14		24.69	0.358	7	
			8	0	1	23.61	0.279	7	
				4		23.58	0.277	7	
				7		23.69	0.284	7	
			15	0	1	23.60	0.279	7	
			16-QAM	1	1	0	23.50	0.272	7
						7	23.67	0.283	7
		14				23.38	0.265	7	
		8		2	0	22.50	0.216	7	
					4	22.51	0.217	7	
					7	22.61	0.222	7	
		15	0	2	22.50	0.216	7		

Product	LE910C4-NF		
Test Item	RF Output Power		
Test Mode	Mode 3: LTE Band 5		
Date of Test	2018/08/13	Test Site	SR10-H

Band	Channel Freq. (MHz)	Modulation	RB No.	RB offset	MPR	Conducted Output Power (dBm)	RF Output Power (W) ERP	Limit (W) ERP	
Band 5 / 5MHz	CH 20425 826.5MHz	QPSK	1	0	0	24.62	0.352	7	
				12		24.66	0.356	7	
				24		24.59	0.350	7	
			12	0	1	23.54	0.275	7	
				6		23.46	0.270	7	
				11		23.45	0.269	7	
			25	0	1	23.45	0.269	7	
			16-QAM	1	0	1	23.17	0.252	7
					12		23.59	0.278	7
		24			23.23		0.256	7	
		12		0	2	22.49	0.216	7	
				6		22.48	0.215	7	
				11		22.49	0.216	7	
		25	0	2	22.36	0.209	7		

Band	Channel Freq. (MHz)	Modulation	RB No.	RB offset	MPR	Conducted Output Power (dBm)	RF Output Power (W) ERP	Limit (W) ERP	
Band 5 / 5MHz	CH 20525 836.5MHz	QPSK	1	0	0	24.10	0.313	7	
				12		24.47	0.340	7	
				24		24.28	0.326	7	
			12	0	1	23.19	0.254	7	
				6		23.35	0.263	7	
				11		23.30	0.260	7	
			25	0	1	23.31	0.261	7	
			16-QAM	1	1	0	23.33	0.262	7
						12	23.67	0.283	7
		24				23.42	0.267	7	
		12		2	0	22.07	0.196	7	
					6	22.20	0.202	7	
					11	22.17	0.200	7	
		25	0	2	22.22	0.203	7		

Band	Channel Freq. (MHz)	Modulation	RB No.	RB offset	MPR	Conducted Output Power (dBm)	RF Output Power (W) ERP	Limit (W) ERP	
Band 5 / 5MHz	CH 20625 846.5MHz	QPSK	1	0	0	24.70	0.359	7	
				12		24.62	0.352	7	
				24		24.69	0.358	7	
			12	0	1	23.63	0.281	7	
				6		23.63	0.281	7	
				11		23.61	0.279	7	
			25	0	1	23.60	0.279	7	
			16-QAM	1	1	0	23.32	0.261	7
						12	23.69	0.284	7
		24				23.37	0.264	7	
		12		2	0	22.50	0.216	7	
					6	22.56	0.219	7	
					11	22.43	0.213	7	
		25	0	2	22.47	0.215	7		

Product	LE910C4-NF		
Test Item	RF Output Power		
Test Mode	Mode 3: LTE Band 5		
Date of Test	2018/08/13	Test Site	SR10-H

Band	Channel Freq. (MHz)	Modulation	RB No.	RB offset	MPR	Conducted Output Power (dBm)	RF Output Power (W) ERP	Limit (W) ERP		
Band 5 / 10MHz	CH 20450 829MHz	QPSK	1	0	0	24.64	0.354	7		
				24		24.61	0.352	7		
				49		24.31	0.328	7		
			25	0	1	23.47	0.270	7		
				12		23.50	0.272	7		
				24		23.36	0.264	7		
			50	0	1	23.48	0.271	7		
			16-QAM	1	1	0	1	23.40	0.266	7
						24		23.50	0.272	7
		49				23.21		0.255	7	
		25			0	2	22.36	0.209	7	
					12		22.39	0.211	7	
					24		22.30	0.207	7	
		50	0	2	22.39	0.211	7			

Band	Channel Freq. (MHz)	Modulation	RB No.	RB offset	MPR	Conducted Output Power (dBm)	RF Output Power (W) ERP	Limit (W) ERP	
Band 5 / 10MHz	CH 20525 836.5MHz	QPSK	1	0	0	24.40	0.335	7	
				24		24.49	0.342	7	
				49		24.54	0.346	7	
			25	0	1	23.24	0.256	7	
				12		23.39	0.265	7	
				24		23.31	0.261	7	
			50	0	1	23.33	0.262	7	
			16-QAM	1	1	0	23.37	0.264	7
						24	23.47	0.270	7
		49				23.45	0.269	7	
		25		2	0	22.21	0.202	7	
					12	22.28	0.206	7	
					24	22.26	0.205	7	
		50	0	2	22.23	0.203	7		

Band	Channel Freq. (MHz)	Modulation	RB No.	RB offset	MPR	Conducted Output Power (dBm)	RF Output Power (W) ERP	Limit (W) ERP	
Band 5 / 10MHz	CH 20600 844MHz	QPSK	1	0	0	24.19	0.319	7	
				24		25.10	0.394	7	
				49		24.67	0.356	7	
			25	0	1	23.48	0.271	7	
				12		23.72	0.286	7	
				24		23.63	0.281	7	
			50	0	1	23.60	0.279	7	
			16-QAM	1	1	0	23.10	0.248	7
						24	23.48	0.271	7
		49				23.45	0.269	7	
		25		2	0	22.40	0.211	7	
					12	22.58	0.220	7	
					24	22.55	0.219	7	
		50	0	2	22.55	0.219	7		

Product	LE910C4-NF		
Test Item	RF Output Power		
Test Mode	Mode 4: LTE Band 12		
Date of Test	2018/08/13	Test Site	SR10-H

Band	Channel Freq. (MHz)	Modulation	RB No.	RB offset	MPR	Conducted Output Power (dBm)	RF Output Power (W) ERP	Limit (W) ERP	
Band 12 / 1.4MHz	CH 23017 699.7MHz	QPSK	1	0	0	23.32	0.261	3	
				2		23.41	0.267	3	
				5		23.43	0.268	3	
			3	0	0	23.43	0.268	3	
				1		23.46	0.270	3	
				2		23.53	0.274	3	
		6	0	1	22.47	0.215	3		
		16-QAM	1	1	0	1	22.28	0.206	3
					2		22.40	0.211	3
					5		22.46	0.214	3
				3	0	1	22.51	0.217	3
					1		22.59	0.221	3
					2		22.52	0.217	3
				6	0	2	21.47	0.171	3

Band	Channel Freq. (MHz)	Modulation	RB No.	RB offset	MPR	Conducted Output Power (dBm)	RF Output Power (W) ERP	Limit (W) ERP	
Band 12 / 1.4MHz	CH 23097 707.5MHz	QPSK	1	0	0	23.94	0.301	3	
				2		24.03	0.308	3	
				5		23.96	0.303	3	
			3	0	0	23.84	0.294	3	
				1		23.89	0.298	3	
				2		23.87	0.296	3	
			6	0	1	22.88	0.236	3	
			16-QAM	1	1	0	22.87	0.236	3
						2	22.96	0.240	3
		5				22.84	0.234	3	
		3		1	0	22.78	0.231	3	
					1	22.83	0.233	3	
					2	22.83	0.233	3	
		6	0	2	21.82	0.185	3		

Band	Channel Freq. (MHz)	Modulation	RB No.	RB offset	MPR	Conducted Output Power (dBm)	RF Output Power (W) ERP	Limit (W) ERP	
Band 12 / 1.4MHz	CH 23173 715.3MHz	QPSK	1	0	0	24.72	0.361	3	
				2		24.74	0.362	3	
				5		24.68	0.357	3	
			3	0	0	24.53	0.345	3	
				1		24.57	0.348	3	
				2		24.60	0.351	3	
		6	0	1	23.45	0.269	3		
		16-QAM	1	1	0	1	23.32	0.261	3
					2		23.38	0.265	3
					5		23.24	0.256	3
			3	1	0	1	23.39	0.265	3
					1		23.41	0.267	3
					2		23.37	0.264	3
			6	0	2	22.49	0.216	3	

Product	LE910C4-NF		
Test Item	RF Output Power		
Test Mode	Mode 4: LTE Band 12		
Date of Test	2018/08/13	Test Site	SR10-H

Band	Channel Freq. (MHz)	Modulation	RB No.	RB offset	MPR	Conducted Output Power (dBm)	RF Output Power (W) ERP	Limit (W) ERP		
Band 12 / 3MHz	CH 23025 700.5MHz	QPSK	1	0	0	23.70	0.285	3		
				7		24.00	0.305	3		
				14		23.93	0.301	3		
			8	0	1	23.41	0.267	3		
				4		22.87	0.236	3		
				7		22.86	0.235	3		
			15	0	1	22.89	0.237	3		
			16-QAM	1	1	0	1	22.58	0.220	3
						7		22.95	0.240	3
		14				22.83		0.233	3	
		8			0	2	21.73	0.181	3	
					4		21.85	0.186	3	
					7		21.88	0.187	3	
		15	0	2	21.82	0.185	3			

Band	Channel Freq. (MHz)	Modulation	RB No.	RB offset	MPR	Conducted Output Power (dBm)	RF Output Power (W) ERP	Limit (W) ERP	
Band 12 / 3MHz	CH 23095 707.5MHz	QPSK	1	0	0	23.89	0.298	3	
				7		24.08	0.311	3	
				14		23.90	0.299	3	
			8	0	1	22.89	0.237	3	
				4		22.87	0.236	3	
				7		22.89	0.237	3	
			15	0	1	22.89	0.237	3	
			16-QAM	1	1	0	22.90	0.237	3
						7	22.88	0.236	3
		14				22.61	0.222	3	
		8		2	0	21.85	0.186	3	
					4	21.80	0.184	3	
					7	21.81	0.185	3	
		15	0	2	21.83	0.185	3		

Band	Channel Freq. (MHz)	Modulation	RB No.	RB offset	MPR	Conducted Output Power (dBm)	RF Output Power (W) ERP	Limit (W) ERP	
Band 12 / 3MHz	CH 23165 714.5MHz	QPSK	1	0	0	24.11	0.313	3	
				7		24.39	0.334	3	
				14		24.17	0.318	3	
			8	0	1	23.17	0.252	3	
				4		23.22	0.255	3	
				7		23.22	0.255	3	
			15	0	1	23.16	0.252	3	
			16-QAM	1	1	0	22.93	0.239	3
						7	23.34	0.262	3
		14				22.99	0.242	3	
		8		2	0	22.14	0.199	3	
					4	22.17	0.200	3	
					7	22.13	0.199	3	
		15	0	2	22.14	0.199	3		

Product	LE910C4-NF		
Test Item	RF Output Power		
Test Mode	Mode 4: LTE Band 12		
Date of Test	2018/08/13	Test Site	SR10-H

Band	Channel Freq. (MHz)	Modulation	RB No.	RB offset	MPR	Conducted Output Power (dBm)	RF Output Power (W) ERP	Limit (W) ERP		
Band 12 / 5MHz	CH 23035 701.5MHz	QPSK	1	0	0	23.69	0.284	3		
				12		24.13	0.315	3		
				24		23.87	0.296	3		
			12	0	1	22.78	0.231	3		
				6		22.95	0.240	3		
				11		22.95	0.240	3		
			25	0	1	22.94	0.239	3		
			16-QAM	1	1	0	1	22.77	0.230	3
						12		23.31	0.261	3
		24				23.10		0.248	3	
		12			0	2	21.81	0.185	3	
					6		21.86	0.187	3	
					11		21.82	0.185	3	
		25	0	2	21.91	0.189	3			

Band	Channel Freq. (MHz)	Modulation	RB No.	RB offset	MPR	Conducted Output Power (dBm)	RF Output Power (W) ERP	Limit (W) ERP	
Band 12 / 5MHz	CH 23095 707.5MHz	QPSK	1	0	0	23.87	0.296	3	
				12		23.97	0.303	3	
				24		23.82	0.293	3	
			12	0	1	23.24	0.256	3	
				6		23.06	0.246	3	
				11		23.04	0.245	3	
			25	0	1	22.81	0.232	3	
			16-QAM	1	1	0	23.07	0.247	3
						12	23.10	0.248	3
		24				23.08	0.247	3	
		12		2	0	21.97	0.191	3	
					6	21.79	0.184	3	
					11	21.74	0.182	3	
		25	0	2	21.80	0.184	3		

Band	Channel Freq. (MHz)	Modulation	RB No.	RB offset	MPR	Conducted Output Power (dBm)	RF Output Power (W) ERP	Limit (W) ERP	
Band 12 / 5MHz	CH 23155 713.5MHz	QPSK	1	0	0	24.11	0.313	3	
				12		24.67	0.356	3	
				24		24.43	0.337	3	
			12	0	1	23.14	0.251	3	
				6		23.25	0.257	3	
				11		23.39	0.265	3	
			25	0	1	23.07	0.247	3	
			16-QAM	1	1	0	22.65	0.224	3
						12	23.14	0.251	3
		24				22.92	0.238	3	
		12		2	0	22.04	0.195	3	
					6	22.13	0.199	3	
					11	22.17	0.200	3	
		25	0	2	22.04	0.195	3		

Product	LE910C4-NF		
Test Item	RF Output Power		
Test Mode	Mode 4: LTE Band 12		
Date of Test	2018/08/13	Test Site	SR10-H

Band	Channel Freq. (MHz)	Modulation	RB No.	RB offset	MPR	Conducted Output Power (dBm)	RF Output Power (W) ERP	Limit (W) ERP		
Band 12 / 10MHz	CH 23060 704MHz	QPSK	1	0	0	23.83	0.294	3		
				24		24.13	0.315	3		
				49		23.95	0.302	3		
			25	0	1	22.86	0.235	3		
				12		22.97	0.241	3		
				24		22.90	0.237	3		
			50	0	1	22.93	0.239	3		
			16-QAM	1	1	0	1	22.98	0.242	3
						24		23.11	0.249	3
		49				22.81		0.232	3	
		25			0	2	21.91	0.189	3	
					12		21.91	0.189	3	
					24		21.92	0.189	3	
		50	0	2	21.99	0.192	3			

Band	Channel Freq. (MHz)	Modulation	RB No.	RB offset	MPR	Conducted Output Power (dBm)	RF Output Power (W) ERP	Limit (W) ERP	
Band 12 / 10MHz	CH 23095 707.5MHz	QPSK	1	0	0	23.88	0.297	3	
				24		23.95	0.302	3	
				49		24.00	0.305	3	
			25	0	1	22.95	0.240	3	
				12		22.84	0.234	3	
				24		22.89	0.237	3	
			50	0	1	22.80	0.232	3	
			16-QAM	1	1	0	22.66	0.224	3
						24	22.83	0.233	3
		49				22.85	0.234	3	
		25		2	0	21.89	0.188	3	
					12	21.76	0.182	3	
					24	21.85	0.186	3	
		50	0	2	21.79	0.184	3		

Band	Channel Freq. (MHz)	Modulation	RB No.	RB offset	MPR	Conducted Output Power (dBm)	RF Output Power (W) ERP	Limit (W) ERP	
Band 12 / 10MHz	CH 23130 711MHz	QPSK	1	0	0	23.82	0.293	3	
				24		24.00	0.305	3	
				49		24.10	0.313	3	
			25	0	1	22.89	0.237	3	
				12		23.01	0.243	3	
				24		23.09	0.248	3	
			50	0	1	22.93	0.239	3	
			16-QAM	1	1	0	23.08	0.247	3
						24	23.28	0.259	3
		49				23.32	0.261	3	
		25		2	0	21.84	0.186	3	
					12	21.91	0.189	3	
					24	21.97	0.191	3	
		50	0	2	21.90	0.188	3		

Product	LE910C4-NF		
Test Item	RF Output Power		
Test Mode	Mode 5: LTE Band 13		
Date of Test	2018/08/13	Test Site	SR10-H

Band	Channel Freq. (MHz)	Modulation	RB No.	RB offset	MPR	Conducted Output Power (dBm)	RF Output Power (W) ERP	Limit (W) ERP		
Band 13 / 5MHz	CH 23205 779.5MHz	QPSK	1	0	0	24.06	0.310	3		
				12		24.43	0.337	3		
				24		24.31	0.328	3		
			12	0	1	23.16	0.252	3		
				6		23.16	0.252	3		
				11		23.28	0.259	3		
			25	0	1	23.15	0.251	3		
			16-QAM	1	1	0	1	22.81	0.232	3
						12		23.18	0.253	3
		24				23.21		0.255	3	
		12			0	2	22.07	0.196	3	
					6		22.13	0.199	3	
					11		22.18	0.201	3	
		25	0	2	22.11	0.198	3			

Band	Channel Freq. (MHz)	Modulation	RB No.	RB offset	MPR	Conducted Output Power (dBm)	RF Output Power (W) ERP	Limit (W) ERP	
Band 13 / 5MHz	CH 23230 782MHz	QPSK	1	0	0	24.26	0.324	3	
				12		24.96	0.381	3	
				24		24.19	0.319	3	
			12	0	1	23.23	0.256	3	
				6		23.15	0.251	3	
				11		23.52	0.274	3	
			25	0	1	23.38	0.265	3	
			16-QAM	1	1	0	22.95	0.240	3
						12	23.54	0.275	3
		24				23.25	0.257	3	
		12		2	0	22.15	0.200	3	
					6	22.40	0.211	3	
					11	22.43	0.213	3	
		25	0	2	22.38	0.210	3		

Band	Channel Freq. (MHz)	Modulation	RB No.	RB offset	MPR	Conducted Output Power (dBm)	RF Output Power (W) ERP	Limit (W) ERP	
Band 13 / 5MHz	CH 23255 784.5MHz	QPSK	1	0	0	24.16	0.317	3	
				12		24.55	0.347	3	
				24		24.29	0.327	3	
			12	0	1	23.34	0.262	3	
				6		23.45	0.269	3	
				11		23.52	0.274	3	
			25	0	1	23.45	0.269	3	
			16-QAM	1	1	0	23.41	0.267	3
						12	23.77	0.290	3
		24				23.53	0.274	3	
		12		2	0	22.36	0.209	3	
					6	22.38	0.210	3	
					11	22.37	0.210	3	
		25	0	2	22.42	0.212	3		

Product	LE910C4-NF		
Test Item	RF Output Power		
Test Mode	Mode 5: LTE Band 13		
Date of Test	2018/08/13	Test Site	SR10-H

Band	Channel Freq. (MHz)	Modulation	RB No.	RB offset	MPR	Conducted Output Power (dBm)	RF Output Power (W) ERP	Limit (W) ERP		
Band 13 / 10MHz	CH 23230 782MHz	QPSK	1	0	0	24.10	0.313	3		
				24		24.55	0.347	3		
				49		24.48	0.341	3		
			25	0	1	23.14	0.251	3		
				12		23.40	0.266	3		
				24		23.44	0.269	3		
			50	0	1	23.30	0.260	3		
			16-QAM	1	1	0	1	22.96	0.240	3
						24		23.49	0.272	3
		49				23.35		0.263	3	
		25			0	2	22.09	0.197	3	
					12		22.31	0.207	3	
					24		22.42	0.212	3	
		50	0		2	22.30	0.207	3		

Product	LE910C4-NF		
Test Item	RF Output Power		
Test Mode	Mode 6: LTE Band 14		
Date of Test	2018/08/13	Test Site	SR10-H

Band	Channel Freq. (MHz)	Modulation	RB No.	RB offset	MPR	Conducted Output Power (dBm)	RF Output Power (W) ERP	Limit (W) ERP		
Band 14 / 5MHz	CH 23305 790.5MHz	QPSK	1	0	0	24.18	0.318	3		
				12		24.33	0.330	3		
				24		24.22	0.321	3		
			12	0	1	23.33	0.262	3		
				6		23.25	0.257	3		
				11		23.29	0.259	3		
			25	0	1	23.16	0.252	3		
			16-QAM	1	1	0	1	22.36	0.209	3
						12		23.31	0.261	3
		24				22.96		0.240	3	
		12			0	2	22.10	0.197	3	
					6		22.17	0.200	3	
					11		22.22	0.203	3	
		25	0	2	22.29	0.206	3			

Band	Channel Freq. (MHz)	Modulation	RB No.	RB offset	MPR	Conducted Output Power (dBm)	RF Output Power (W) ERP	Limit (W) ERP	
Band 14 / 5MHz	CH 23330 793MHz	QPSK	1	0	0	24.16	0.317	3	
				12		24.28	0.326	3	
				24		24.31	0.328	3	
			12	0	1	23.32	0.261	3	
				6		23.33	0.262	3	
				11		23.29	0.259	3	
			25	0	1	23.27	0.258	3	
			16-QAM	1	1	0	23.03	0.244	3
						12	23.30	0.260	3
		24				23.16	0.252	3	
		12		2	0	22.29	0.206	3	
					6	22.28	0.206	3	
					11	22.25	0.204	3	
		25	0	2	22.27	0.205	3		

Band	Channel Freq. (MHz)	Modulation	RB No.	RB offset	MPR	Conducted Output Power (dBm)	RF Output Power (W) ERP	Limit (W) ERP	
Band 14 / 5MHz	CH 23355 795.5MHz	QPSK	1	0	0	24.13	0.315	3	
				12		24.22	0.321	3	
				24		24.38	0.333	3	
			12	0	1	23.43	0.268	3	
				6		23.37	0.264	3	
				11		23.39	0.265	3	
			25	0	1	23.43	0.268	3	
			16-QAM	1	1	0	23.09	0.248	3
						12	23.45	0.269	3
		24				23.46	0.270	3	
		12		2	0	22.03	0.194	3	
					6	22.21	0.202	3	
					11	22.05	0.195	3	
		25	0	2	22.24	0.204	3		

Product	LE910C4-NF		
Test Item	RF Output Power		
Test Mode	Mode 6: LTE Band 14		
Date of Test	2018/08/13	Test Site	SR10-H

Band	Channel Freq. (MHz)	Modulation	RB No.	RB offset	MPR	Conducted Output Power (dBm)	RF Output Power (W) ERP	Limit (W) ERP		
Band 14 / 10MHz	CH 23330 793MHz	QPSK	1	0	0	24.07	0.310	3		
				24		24.32	0.329	3		
				49		24.38	0.333	3		
			25	0	1	23.27	0.258	3		
				12		23.34	0.262	3		
				24		23.31	0.261	3		
			50	0	1	23.26	0.258	3		
			16-QAM	1	1	0	1	23.15	0.251	3
						24		23.31	0.261	3
		49				22.94		0.239	3	
		25			0	2	22.30	0.207	3	
					12		22.36	0.209	3	
					24		22.42	0.212	3	
		50	0	2	22.28	0.206	3			

Product	LE910C4-NF		
Test Item	RF Output Power		
Test Mode	Mode 7: LTE Band 66		
Date of Test	2018/08/13	Test Site	SR10-H

Band	Channel Freq. (MHz)	Modulation	RB No.	RB offset	MPR	Conducted Output Power (dBm)	RF Output Power (W) EIRP	Limit (W) EIRP	
Band 66 / 1.4MHz	CH 131979 1710.7MHz	QPSK	1	0	0	24.12	0.578	1	
				2		24.18	0.586	1	
				5		24.17	0.585	1	
			3	0	0	24.14	0.581	1	
				1		24.19	0.587	1	
				2		24.20	0.589	1	
		6	0	1	23.11	0.458	1		
		16-QAM		1	0	1	23.41	0.491	1
					2		23.50	0.501	1
					5		23.43	0.493	1
				3	0	1	23.28	0.476	1
					1		23.33	0.482	1
					2		23.28	0.476	1
				6	0	2	22.06	0.360	1

Band	Channel Freq. (MHz)	Modulation	RB No.	RB offset	MPR	Conducted Output Power (dBm)	RF Output Power (W) EIRP	Limit (W) EIRP	
Band 66 / 1.4MHz	CH 132322 1745MHz	QPSK	1	0	0	24.19	0.587	1	
				2		24.27	0.598	1	
				5		24.20	0.589	1	
			3	0	0	24.14	0.581	1	
				1		24.19	0.587	1	
				2		24.20	0.589	1	
			6	0	1	23.19	0.467	1	
			16-QAM	1	1	0	23.27	0.475	1
						2	23.35	0.484	1
		5				23.22	0.470	1	
		3		1	0	23.30	0.479	1	
					1	23.32	0.481	1	
					2	23.36	0.485	1	
		6	0	2	22.30	0.380	1		

Band	Channel Freq. (MHz)	Modulation	RB No.	RB offset	MPR	Conducted Output Power (dBm)	RF Output Power (W) EIRP	Limit (W) EIRP	
Band 66 / 1.4MHz	CH 132665 / 1779.3MHz	QPSK	1	0	0	24.32	0.605	1	
				2		24.29	0.601	1	
				5		24.28	0.600	1	
			3	0	0	24.11	0.577	1	
				1		24.15	0.582	1	
				2		24.17	0.585	1	
		6	0	1	22.97	0.444	1		
		16-QAM	1	1	0	1	22.92	0.439	1
					2		23.12	0.459	1
					5		22.96	0.443	1
			3	1	0	1	22.98	0.445	1
					1		23.04	0.451	1
					2		23.08	0.455	1
			6	0	2	22.01	0.356	1	

Product	LE910C4-NF		
Test Item	RF Output Power		
Test Mode	Mode 7: LTE Band 66		
Date of Test	2018/08/13	Test Site	SR10-H

Band	Channel Freq. (MHz)	Modulation	RB No.	RB offset	MPR	Conducted Output Power (dBm)	RF Output Power (W) EIRP	Limit (W) EIRP		
Band 66 / 3MHz	CH 131987 1711.5MHz	QPSK	1	0	0	24.13	0.579	1		
				7		24.31	0.604	1		
				14		24.15	0.582	1		
			8	0	1	23.11	0.458	1		
				4		23.10	0.457	1		
				7		23.17	0.465	1		
			15	0	1	23.17	0.465	1		
			16-QAM	1	1	0	1	23.24	0.472	1
						7		23.50	0.501	1
		14				23.26		0.474	1	
		8			0	2	22.13	0.366	1	
					4		22.12	0.365	1	
					7		22.13	0.366	1	
		15	0	2	22.12	0.365	1			

Band	Channel Freq. (MHz)	Modulation	RB No.	RB offset	MPR	Conducted Output Power (dBm)	RF Output Power (W) EIRP	Limit (W) EIRP
Band 66 / 3MHz	CH 132322 1745MHz	QPSK	1	0	0	24.25	0.596	1
				7		24.41	0.618	1
				14		24.17	0.585	1
			8	0	1	23.24	0.472	1
				4		23.28	0.476	1
				7		23.25	0.473	1
		15	0	1	23.21	0.469	1	
		16-QAM	1	1	0	23.24	0.472	1
					7	23.45	0.495	1
					14	23.12	0.459	1
			8	2	0	22.27	0.378	1
					4	22.28	0.378	1
					7	22.29	0.379	1
			15	0	2	22.28	0.378	1

Band	Channel Freq. (MHz)	Modulation	RB No.	RB offset	MPR	Conducted Output Power (dBm)	RF Output Power (W) EIRP	Limit (W) EIRP	
Band 66 / 3MHz	CH 132657 1778.5MHz	QPSK	1	0	0	24.05	0.569	1	
				7		24.22	0.592	1	
				14		24.04	0.568	1	
			8	0	1	23.01	0.448	1	
				4		23.00	0.447	1	
				7		23.02	0.449	1	
			15	0	1	23.00	0.447	1	
			16-QAM	1	1	0	23.00	0.447	1
						7	23.17	0.465	1
		14				23.02	0.449	1	
		8		2	0	22.00	0.355	1	
					4	21.98	0.353	1	
					7	22.01	0.356	1	
		15	0	2	22.06	0.360	1		

Product	LE910C4-NF		
Test Item	RF Output Power		
Test Mode	Mode 7: LTE Band 66		
Date of Test	2018/08/13	Test Site	SR10-H

Band	Channel Freq. (MHz)	Modulation	RB No.	RB offset	MPR	Conducted Output Power (dBm)	RF Output Power (W) EIRP	Limit (W) EIRP		
Band 66 / 5MHz	CH 131997 1712.5MHz	QPSK	1	0	0	24.09	0.574	1		
				12		24.30	0.603	1		
				24		24.01	0.564	1		
			12	0	1	23.10	0.457	1		
				6		23.11	0.458	1		
				11		23.13	0.460	1		
			25	0	1	23.13	0.460	1		
			16-QAM	1	1	0	1	23.15	0.462	1
						12		23.31	0.480	1
		24				23.18		0.466	1	
		12			0	2	22.14	0.366	1	
					6		22.17	0.369	1	
					11		22.13	0.366	1	
		25	0	2	22.12	0.365	1			

Band	Channel Freq. (MHz)	Modulation	RB No.	RB offset	MPR	Conducted Output Power (dBm)	RF Output Power (W) EIRP	Limit (W) EIRP	
Band 66 / 5MHz	CH 132322 1745MHz	QPSK	1	0	0	24.11	0.577	1	
				12		24.09	0.574	1	
				24		24.40	0.617	1	
			12	0	1	23.27	0.475	1	
				6		23.26	0.474	1	
				11		23.25	0.473	1	
			25	0	1	23.22	0.470	1	
			16-QAM	1	1	0	23.16	0.463	1
						12	23.37	0.486	1
		24				23.05	0.452	1	
		12		2	0	22.31	0.381	1	
					6	22.30	0.380	1	
					11	22.24	0.375	1	
		25	0	2	22.30	0.380	1		

Band	Channel Freq. (MHz)	Modulation	RB No.	RB offset	MPR	Conducted Output Power (dBm)	RF Output Power (W) EIRP	Limit (W) EIRP	
Band 66 / 5MHz	CH 132647 1777.5MHz	QPSK	1	0	0	24.24	0.594	1	
				12		24.19	0.587	1	
				24		24.10	0.575	1	
			12	0	1	22.99	0.446	1	
				6		23.05	0.452	1	
				11		23.02	0.449	1	
			25	0	1	23.02	0.449	1	
			16-QAM	1	1	0	23.12	0.459	1
						12	23.40	0.490	1
		24				23.15	0.462	1	
		12		2	0	21.87	0.344	1	
					6	22.05	0.359	1	
					11	22.03	0.357	1	
		25	0	2	22.04	0.358	1		

Product	LE910C4-NF		
Test Item	RF Output Power		
Test Mode	Mode 7: LTE Band 66		
Date of Test	2018/08/13	Test Site	SR10-H

Band	Channel Freq. (MHz)	Modulation	RB No.	RB offset	MPR	Conducted Output Power (dBm)	RF Output Power (W) EIRP	Limit (W) EIRP	
Band 66 / 10MHz	CH 132022 1715MHz	QPSK	1	0	0	24.32	0.605	1	
				24		24.33	0.607	1	
				49		24.31	0.604	1	
			25	0	1	23.17	0.465	1	
				12		23.17	0.465	1	
				24		23.20	0.468	1	
		50	0	1	23.13	0.460	1		
		16-QAM	1	1	0	1	23.01	0.448	1
					24		23.27	0.475	1
					49		23.01	0.448	1
			25	0	2	22.14	0.366	1	
				12		22.15	0.367	1	
				24		22.13	0.366	1	
		50	0	2	22.15	0.367	1		

Band	Channel Freq. (MHz)	Modulation	RB No.	RB offset	MPR	Conducted Output Power (dBm)	RF Output Power (W) EIRP	Limit (W) EIRP	
Band 66 / 10MHz	CH 132322 1745MHz	QPSK	1	0	0	24.30	0.603	1	
				24		24.19	0.587	1	
				49		24.14	0.581	1	
			25	0	1	23.32	0.481	1	
				12		23.21	0.469	1	
				24		32.16	3.681	1	
			50	0	1	23.18	0.466	1	
			16-QAM	1	1	0	23.10	0.457	1
						24	23.24	0.472	1
		49				23.03	0.450	1	
		25		2	0	22.29	0.379	1	
					12	22.32	0.382	1	
					24	22.21	0.372	1	
		50	0	2	22.22	0.373	1		

Band	Channel Freq. (MHz)	Modulation	RB No.	RB offset	MPR	Conducted Output Power (dBm)	RF Output Power (W) EIRP	Limit (W) EIRP	
Band 66 / 10MHz	CH 132622 1775MHz	QPSK	1	0	0	24.04	0.568	1	
				24		24.18	0.586	1	
				49		24.05	0.569	1	
			25	0	1	22.97	0.444	1	
				12		22.96	0.443	1	
				24		23.05	0.452	1	
			50	0	1	22.95	0.442	1	
			16-QAM	1	1	0	22.98	0.445	1
						24	23.06	0.453	1
		49				23.01	0.448	1	
		25		2	0	22.02	0.356	1	
					12	22.02	0.356	1	
					24	22.05	0.359	1	
		50	0	2	22.03	0.357	1		

Product	LE910C4-NF		
Test Item	RF Output Power		
Test Mode	Mode 7: LTE Band 66		
Date of Test	2018/08/13	Test Site	SR10-H

Band	Channel Freq. (MHz)	Modulation	RB No.	RB offset	MPR	Conducted Output Power (dBm)	RF Output Power (W) EIRP	Limit (W) EIRP		
Band 66 / 15MHz	CH 132047 / 1717.5MHz	QPSK	1	0	0	24.19	0.587	1		
				37		24.33	0.607	1		
				74		24.22	0.592	1		
			36	0	1	23.00	0.447	1		
				19		23.08	0.455	1		
				38		23.07	0.454	1		
			75	0	1	23.12	0.459	1		
			16-QAM	1	1	0	1	23.16	0.463	1
						37		23.39	0.489	1
		74				23.21		0.469	1	
		36		0	2	22.15	0.367	1		
				19		22.17	0.369	1		
				38		22.16	0.368	1		
		75	0	2	22.16	0.368	1			

Band	Channel Freq. (MHz)	Modulation	RB No.	RB offset	MPR	Conducted Output Power (dBm)	RF Output Power (W) EIRP	Limit (W) EIRP	
Band 66 / 15MHz	CH 132322 1745MHz	QPSK	1	0	0	24.21	0.590	1	
				37		24.33	0.607	1	
				74		24.03	0.566	1	
			36	0	1	23.23	0.471	1	
				19		23.15	0.462	1	
				38		23.17	0.465	1	
			75	0	1	23.14	0.461	1	
			16-QAM	1	1	0	23.54	0.506	1
						37	23.57	0.509	1
		74				23.32	0.481	1	
		36		2	0	22.28	0.378	1	
					19	22.30	0.380	1	
					38	22.17	0.369	1	
		75	0	2	22.22	0.373	1		

Band	Channel Freq. (MHz)	Modulation	RB No.	RB offset	MPR	Conducted Output Power (dBm)	RF Output Power (W) EIRP	Limit (W) EIRP	
Band 66 / 15MHz	CH 132597 1772.5MHz	QPSK	1	0	0	23.92	0.552	1	
				37		24.08	0.573	1	
				74		23.88	0.547	1	
			36	0	1	22.89	0.436	1	
				19		22.97	0.444	1	
				38		23.00	0.447	1	
			75	0	1	22.90	0.437	1	
			16-QAM	1	1	0	23.08	0.455	1
						37	23.20	0.468	1
		74				22.97	0.444	1	
		36		2	0	21.97	0.352	1	
					19	22.01	0.356	1	
					38	22.02	0.356	1	
		75	0	2	22.00	0.355	1		

Product	LE910C4-NF		
Test Item	RF Output Power		
Test Mode	Mode 7: LTE Band 66		
Date of Test	2018/08/13	Test Site	SR10-H

Band	Channel Freq. (MHz)	Modulation	RB No.	RB offset	MPR	Conducted Output Power (dBm)	RF Output Power (W) EIRP	Limit (W) EIRP	
Band 66 / 20MHz	CH 132072 1720MHz	QPSK	1	0	0	24.00	0.562	1	
				49		24.14	0.581	1	
				99		24.10	0.575	1	
			50	0	1	23.11	0.458	1	
				25		23.18	0.466	1	
				49		23.20	0.468	1	
			100	0	1	23.13	0.460	1	
			16-QAM	1	1	0	22.75	0.422	1
						49	23.04	0.451	1
		99				22.88	0.435	1	
		50		2	0	22.19	0.371	1	
					25	22.20	0.372	1	
					49	22.23	0.374	1	
		100	0	2	22.19	0.371	1		

Band	Channel Freq. (MHz)	Modulation	RB No.	RB offset	MPR	Conducted Output Power (dBm)	RF Output Power (W) EIRP	Limit (W) EIRP	
Band 66 / 20MHz	CH 132322 1745MHz	QPSK	1	0	0	24.34	0.608	1	
				49		24.32	0.605	1	
				99		24.20	0.589	1	
			50	0	1	23.29	0.478	1	
				25		23.25	0.473	1	
				49		23.24	0.472	1	
			100	0	1	23.15	0.462	1	
			16-QAM	1	1	0	23.40	0.490	1
						49	23.49	0.500	1
		99				23.32	0.481	1	
		50		2	0	22.28	0.378	1	
					25	22.31	0.381	1	
					49	22.22	0.373	1	
		100	0	2	22.20	0.372	1		

Band	Channel Freq. (MHz)	Modulation	RB No.	RB offset	MPR	Conducted Output Power (dBm)	RF Output Power (W) EIRP	Limit (W) EIRP	
Band 66 / 20MHz	CH 132572 1770MHz	QPSK	1	0	0	23.91	0.551	1	
				49		23.97	0.558	1	
				99		23.93	0.553	1	
			50	0	1	23.06	0.453	1	
				25		23.01	0.448	1	
				49		23.01	0.448	1	
			100	0	1	22.90	0.437	1	
			16-QAM	1	1	0	22.90	0.437	1
						49	22.89	0.436	1
		99				22.82	0.429	1	
		50		2	0	22.10	0.363	1	
					25	22.00	0.355	1	
					49	21.99	0.354	1	
		100	0	2	22.00	0.355	1		

Product	LE910C4-NF		
Test Item	RF Output Power		
Test Mode	Mode 8: LTE Band 71		
Date of Test	2018/08/13	Test Site	SR10-H

Band	Channel Freq. (MHz)	Modulation	RB No.	RB offset	MPR	Conducted Output Power (dBm)	RF Output Power (W) ERP	Limit (W) ERP		
Band 71 / 5MHz	CH 133147 665.5MHz	QPSK	1	0	0	23.96	0.303	3		
				12		24.00	0.305	3		
				24		23.78	0.290	3		
			12	0	1	22.82	0.233	3		
				6		22.87	0.236	3		
				11		22.83	0.233	3		
			25	0	1	22.82	0.233	3		
			16-QAM	1	1	0	1	22.96	0.240	3
						12		23.24	0.256	3
		24				22.88		0.236	3	
		12		2	0	2	21.94	0.190	3	
					6		21.87	0.187	3	
					11		21.93	0.190	3	
		25	0	2	21.85	0.186	3			

Band	Channel Freq. (MHz)	Modulation	RB No.	RB offset	MPR	Conducted Output Power (dBm)	RF Output Power (W) ERP	Limit (W) ERP	
Band 71 / 5MHz	CH 133297 680.5MHz	QPSK	1	0	0	23.84	0.294	3	
				12		23.95	0.302	3	
				24		23.88	0.297	3	
			12	0	1	22.71	0.227	3	
				6		22.62	0.222	3	
				11		22.63	0.223	3	
			25	0	1	22.59	0.221	3	
			16-QAM	1	1	0	22.91	0.238	3
						12	23.05	0.245	3
		24				22.79	0.231	3	
		12		2	0	21.75	0.182	3	
					6	21.79	0.184	3	
					11	21.69	0.179	3	
		25	0	2	21.69	0.179	3		

Band	Channel Freq. (MHz)	Modulation	RB No.	RB offset	MPR	Conducted Output Power (dBm)	RF Output Power (W) ERP	Limit (W) ERP	
Band 71 / 5MHz	CH 133447 695.5MHz	QPSK	1	0	0	23.23	0.256	3	
				12		23.41	0.267	3	
				24		23.19	0.254	3	
			12	0	1	22.43	0.213	3	
				6		22.46	0.214	3	
				11		22.46	0.214	3	
			25	0	1	22.47	0.215	3	
			16-QAM	1	1	0	22.57	0.220	3
						12	22.78	0.231	3
		24				22.54	0.218	3	
		12		2	0	21.45	0.170	3	
					6	21.46	0.170	3	
					11	21.47	0.171	3	
		25	0	2	21.46	0.170	3		

Product	LE910C4-NF		
Test Item	RF Output Power		
Test Mode	Mode 8: LTE Band 71		
Date of Test	2018/08/13	Test Site	SR10-H

Band	Channel Freq. (MHz)	Modulation	RB No.	RB offset	MPR	Conducted Output Power (dBm)	RF Output Power (W) ERP	Limit (W) ERP		
Band 71 / 10MHz	CH 133172 668MHz	QPSK	1	0	0	23.85	0.295	3		
				24		23.94	0.301	3		
				49		23.87	0.296	3		
			25	0	1	22.82	0.233	3		
				12		22.86	0.235	3		
				24		22.87	0.236	3		
			50	0	1	22.86	0.235	3		
			16-QAM	1	1	0	1	22.75	0.229	3
						24		22.87	0.236	3
		49				22.73		0.228	3	
		25		0	2	21.86	0.187	3		
				12		21.89	0.188	3		
				24		21.85	0.186	3		
		50	0	2	21.93	0.190	3			

Band	Channel Freq. (MHz)	Modulation	RB No.	RB offset	MPR	Conducted Output Power (dBm)	RF Output Power (W) ERP	Limit (W) ERP	
Band 71 / 10MHz	CH 133297 / 680.5MHz	QPSK	1	0	0	23.81	0.292	3	
				24		23.69	0.284	3	
				49		23.67	0.283	3	
			25	0	1	22.77	0.230	3	
				12		22.64	0.223	3	
				24		22.65	0.224	3	
			50	0	1	22.68	0.225	3	
			16-QAM	1	1	0	22.61	0.222	3
						24	22.74	0.229	3
		49				22.34	0.208	3	
		25		2	0	21.75	0.182	3	
					12	21.72	0.181	3	
					24	21.62	0.177	3	
		50	0	2	21.67	0.179	3		

Band	Channel Freq. (MHz)	Modulation	RB No.	RB offset	MPR	Conducted Output Power (dBm)	RF Output Power (W) ERP	Limit (W) ERP	
Band 71 / 10MHz	CH 133421 693MHz	QPSK	1	0	0	23.40	0.266	3	
				24		23.38	0.265	3	
				49		23.28	0.259	3	
			25	0	1	22.35	0.209	3	
				12		22.41	0.212	3	
				24		22.48	0.215	3	
			50	0	1	22.41	0.212	3	
			16-QAM	1	1	0	22.28	0.206	3
						24	22.24	0.204	3
		49				22.20	0.202	3	
		25		2	0	21.49	0.171	3	
					12	21.47	0.171	3	
					24	21.46	0.170	3	
		50	0	2	21.46	0.170	3		

Product	LE910C4-NF		
Test Item	RF Output Power		
Test Mode	Mode 8: LTE Band 71		
Date of Test	2018/08/13	Test Site	SR10-H

Band	Channel Freq. (MHz)	Modulation	RB No.	RB offset	MPR	Conducted Output Power (dBm)	RF Output Power (W) ERP	Limit (W) ERP		
Band 71 / 15MHz	CH 133197 670.5MHz	QPSK	1	0	0	23.68	0.284	3		
				37		23.93	0.301	3		
				74		23.63	0.281	3		
			36	0	1	22.81	0.232	3		
				19		22.77	0.230	3		
				38		22.62	0.222	3		
			75	0	1	22.69	0.226	3		
			16-QAM	1	1	0	1	22.85	0.234	3
						37		22.95	0.240	3
		74				22.77		0.230	3	
		36			0	2	21.81	0.185	3	
					19		21.84	0.186	3	
					38		21.72	0.181	3	
		75	0	2	21.71	0.180	3			

Band	Channel Freq. (MHz)	Modulation	RB No.	RB offset	MPR	Conducted Output Power (dBm)	RF Output Power (W) ERP	Limit (W) ERP	
Band 71 / 15MHz	CH 133297 680.5MHz	QPSK	1	0	0	23.71	0.286	3	
				37		23.96	0.303	3	
				74		23.61	0.279	3	
			36	0	1	22.78	0.231	3	
				19		22.66	0.224	3	
				38		22.56	0.219	3	
			75	0	1	22.58	0.220	3	
			16-QAM	1	1	0	22.52	0.217	3
						37	22.76	0.230	3
		74				22.37	0.210	3	
		36		2	0	21.78	0.183	3	
					19	21.69	0.179	3	
					38	21.65	0.178	3	
		75	0	2	21.66	0.178	3		

Band	Channel Freq. (MHz)	Modulation	RB No.	RB offset	MPR	Conducted Output Power (dBm)	RF Output Power (W) ERP	Limit (W) ERP	
Band 71 / 15MHz	CH 133397 690.5MHz	QPSK	1	0	0	23.44	0.269	3	
				37		23.61	0.279	3	
				74		23.25	0.257	3	
			36	0	1	22.47	0.215	3	
				19		22.41	0.212	3	
				38		22.46	0.214	3	
			75	0	1	22.57	0.220	3	
			16-QAM	1	1	0	22.32	0.207	3
						37	22.50	0.216	3
		74				22.18	0.201	3	
		36		2	0	21.59	0.175	3	
					19	21.49	0.171	3	
					38	21.47	0.171	3	
		75	0	2	21.62	0.177	3		

Product	LE910C4-NF		
Test Item	RF Output Power		
Test Mode	Mode 8: LTE Band 71		
Date of Test	2018/08/13	Test Site	SR10-H

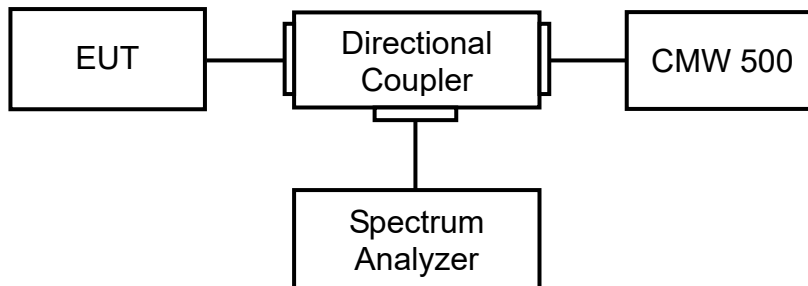
Band	Channel Freq. (MHz)	Modulation	RB No.	RB offset	MPR	Conducted Output Power (dBm)	RF Output Power (W) ERP	Limit (W) ERP		
Band 71 / 20MHz	CH 133222 673MHz	QPSK	1	0	0	23.55	0.275	3		
				49		23.66	0.282	3		
				99		23.43	0.268	3		
			50	0	1	22.78	0.231	3		
				25		22.70	0.226	3		
				49		22.76	0.230	3		
			100	0	1	22.68	0.225	3		
			16-QAM	1	1	0	1	22.39	0.211	3
						49		22.44	0.213	3
		99				22.31		0.207	3	
		50			0	2	21.82	0.185	3	
					25		21.73	0.181	3	
					49		21.69	0.179	3	
		100	0		2	21.69	0.179	3		

Band	Channel Freq. (MHz)	Modulation	RB No.	RB offset	MPR	Conducted Output Power (dBm)	RF Output Power (W) ERP	Limit (W) ERP	
Band 71 / 20MHz	CH 133297 / 680.5MHz	QPSK	1	0	0	23.69	0.284	3	
				49		23.70	0.285	3	
				99		23.44	0.269	3	
			50	0	1	22.64	0.223	3	
				25		22.66	0.224	3	
				49		22.61	0.222	3	
			100	0	1	22.64	0.223	3	
			16-QAM	1	1	0	22.31	0.207	3
						49	22.62	0.222	3
		99				22.07	0.196	3	
		50		2	0	21.70	0.180	3	
					25	21.68	0.179	3	
					49	21.65	0.178	3	
		100	0	2	21.68	0.179	3		

Band	Channel Freq. (MHz)	Modulation	RB No.	RB offset	MPR	Conducted Output Power (dBm)	RF Output Power (W) ERP	Limit (W) ERP	
Band 71 / 20MHz	CH 133371 688MHz	QPSK	1	0	0	23.33	0.262	3	
				49		23.42	0.267	3	
				99		23.15	0.251	3	
			50	0	1	22.56	0.219	3	
				25		22.48	0.215	3	
				49		22.42	0.212	3	
			100	0	1	22.45	0.214	3	
			16-QAM	1	1	0	22.40	0.211	3
						49	22.26	0.205	3
		99				22.05	0.195	3	
		50		2	0	21.62	0.177	3	
					25	21.59	0.175	3	
					49	21.43	0.169	3	
		100		0	2	21.57	0.175	3	

4. Occupied Bandwidth

4.1. Test Setup



4.2. Test Procedure

1. The EUT was connected to Spectrum Analyzer and Base Station via power divider.
2. The RF output of EUT was connected to the spectrum analyzer by RF cable and attenuator. The path loss was compensated to the results for each measurement.
3. The 26 dB bandwidth and 99% occupied bandwidth of the low & middle & high channel for the highest RF powers were measured.

4.3. Test Method

KDB 971168 D01 Power Meas License Digital Systems v03 sub-clause 4.2 & 4.3
ANSI C63.26: 2015 Sub-clause 5.4.3 & 5.4.4

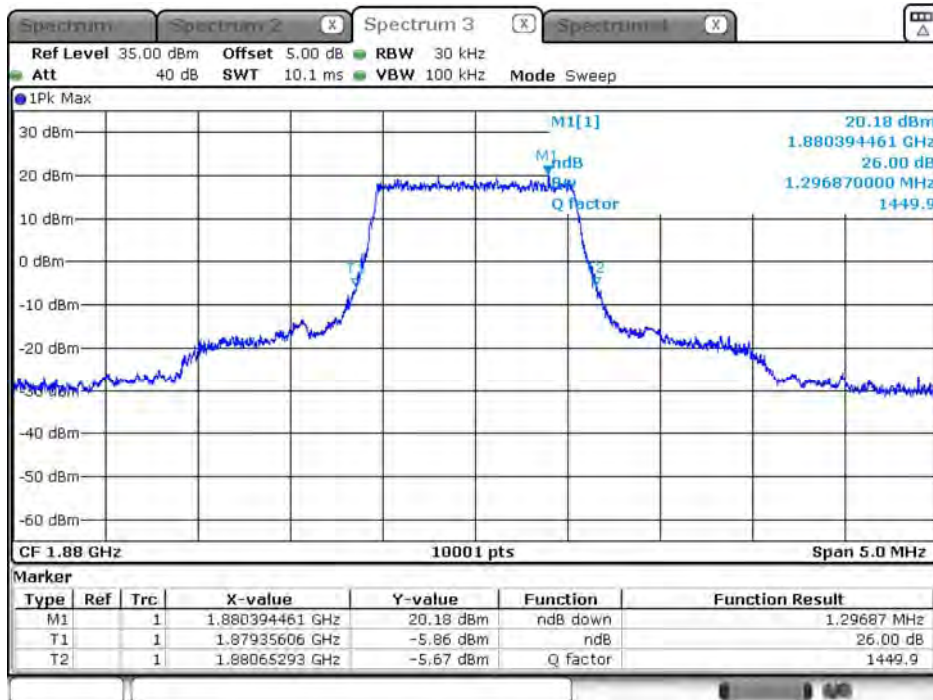
4.4. Test Result

Product	LE910C4-NF		
Test Item	Occupied Bandwidth		
Test Mode	Mode 1: LTE Band 2		
Date of Test	2018/08/08	Test Site	SR10-H

1.4M_QPSK			
Frequency (MHz)	-26dB BW Measure Level (MHz)	99% BW Measure Level (MHz)	Limit (MHz)
1880	1.296	1.096	N/A

1.4M_16-QAM			
Frequency (MHz)	-26dB BW Measure Level (MHz)	99% BW Measure Level (MHz)	Limit (MHz)
1880	1.280	1.096	N/A

-26dB BW_CH18900_1.4M_QPSK



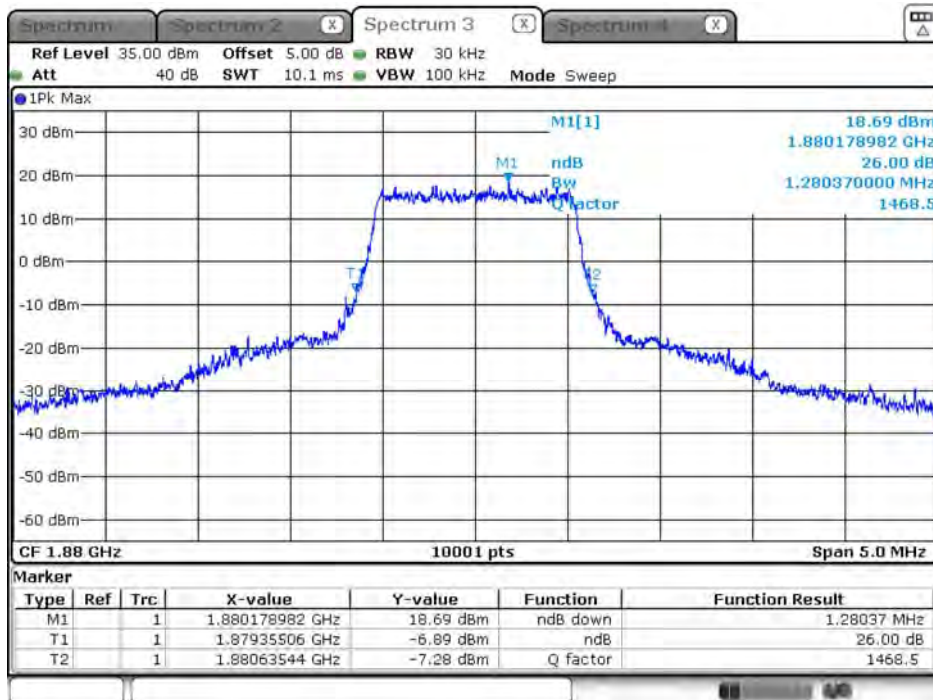
Date: 8.AUG.2018 14:23:51

99% BW_CH18900_1.4M_QPSK



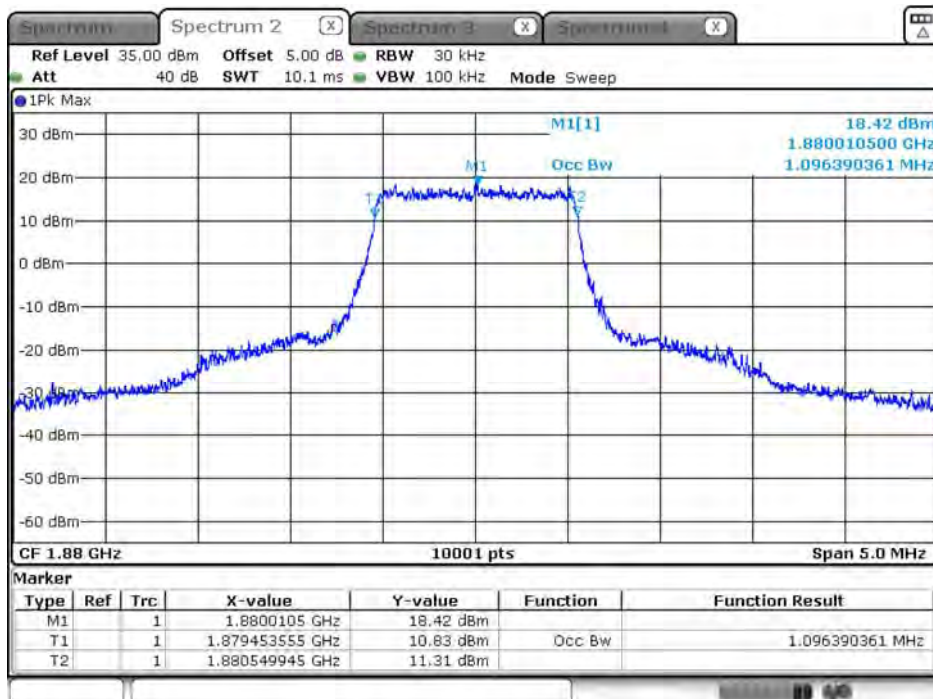
Date: 8.AUG.2018 14:22:35

-26dB BW_CH18900_1.4M_16-QAM



Date: 8.AUG.2018 14:25:27

99% BW_CH18900_1.4M_16-QAM



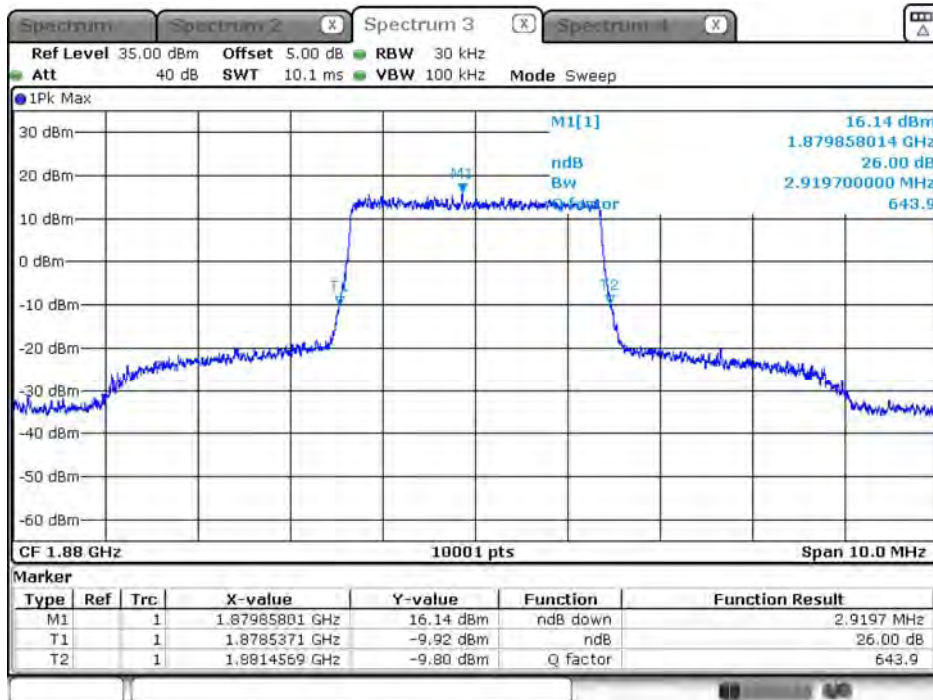
Date: 8.AUG.2018 14:26:16

Product	LE910C4-NF		
Test Item	Occupied Bandwidth		
Test Mode	Mode 1: LTE Band 2		
Date of Test	2018/08/08	Test Site	SR10-H

3M_QPSK			
Frequency (MHz)	-26dB BW Measure Level (MHz)	99% BW Measure Level (MHz)	Limit (MHz)
1880	2.919	2.685	N/A

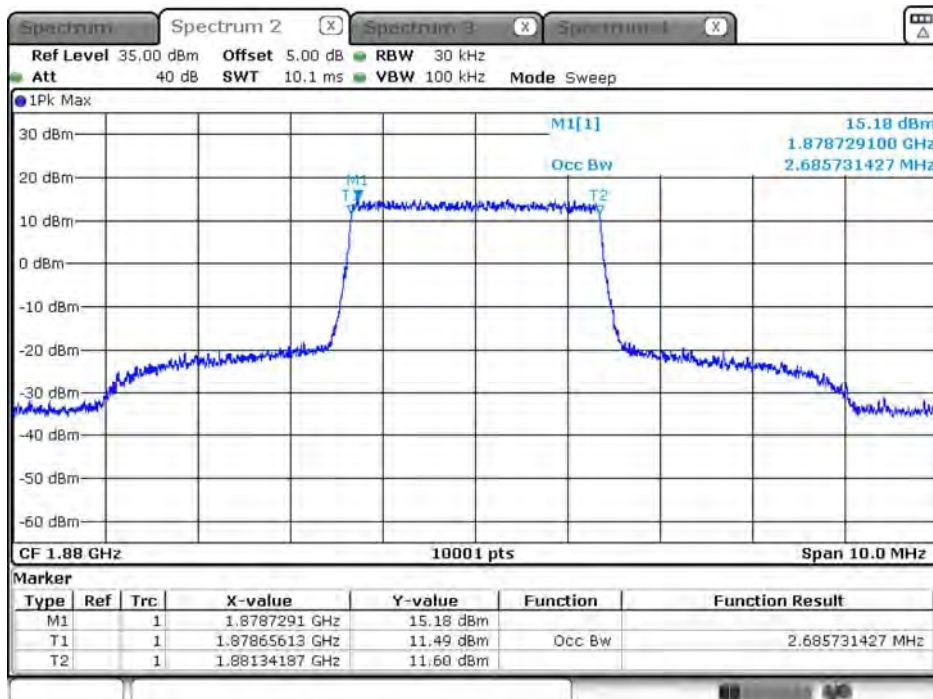
3M_16-QAM			
Frequency (MHz)	-26dB BW Measure Level (MHz)	99% BW Measure Level (MHz)	Limit (MHz)
1880	2.924	2.688	N/A

-26dB BW_CH18900_3M_QPSK



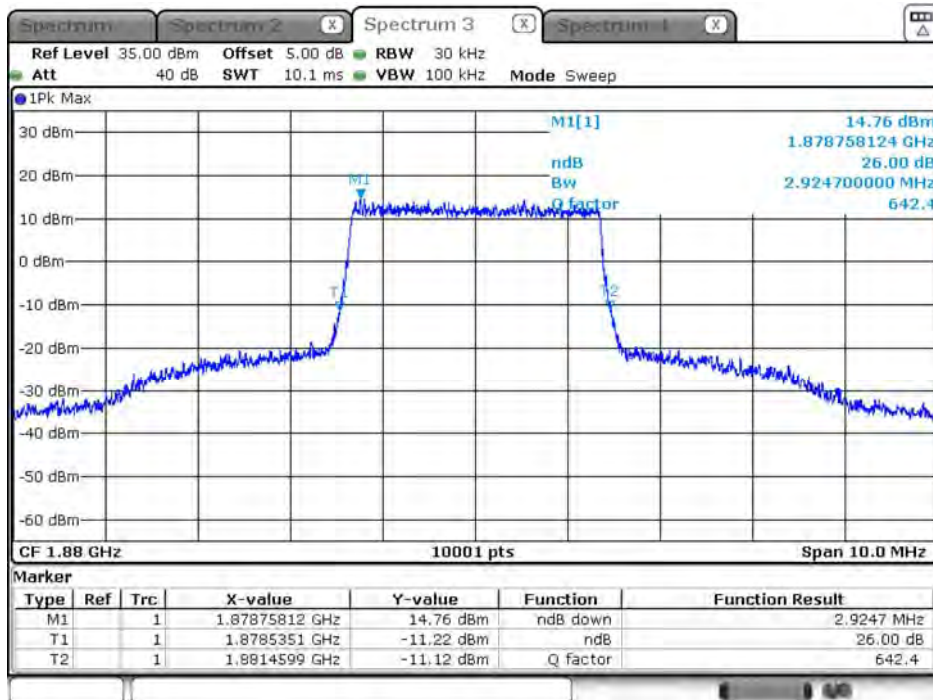
Date: 8.AUG.2018 14:30:02

99% BW_CH18900_3M_QPSK



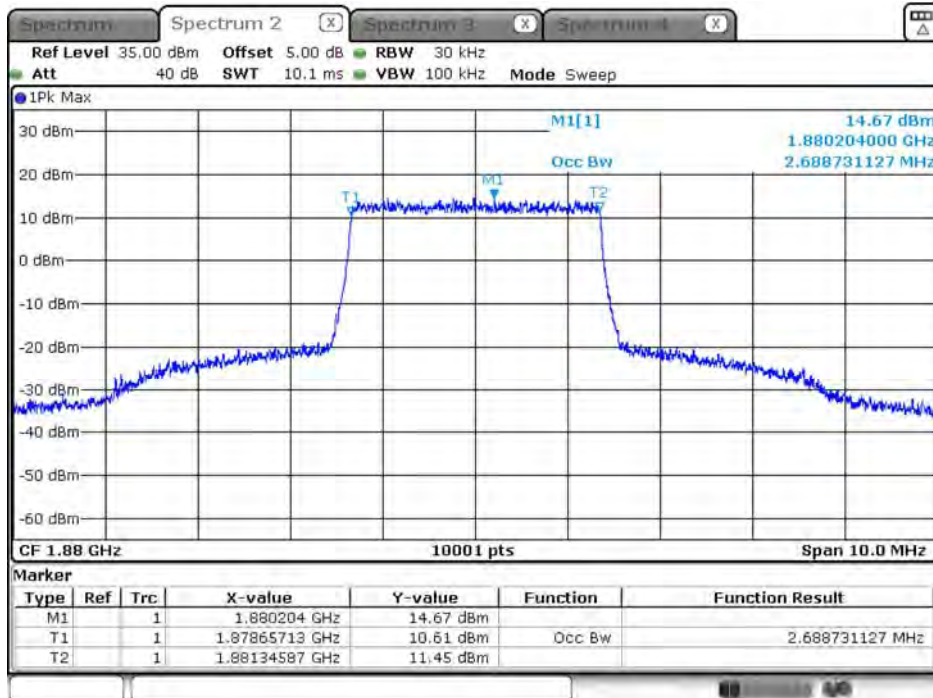
Date: 8.AUG.2018 14:29:32

-26dB BW_CH18900_3M_16-QAM



Date: 8.AUG.2018 14:30:37

99% BW_CH18900_3M_16-QAM



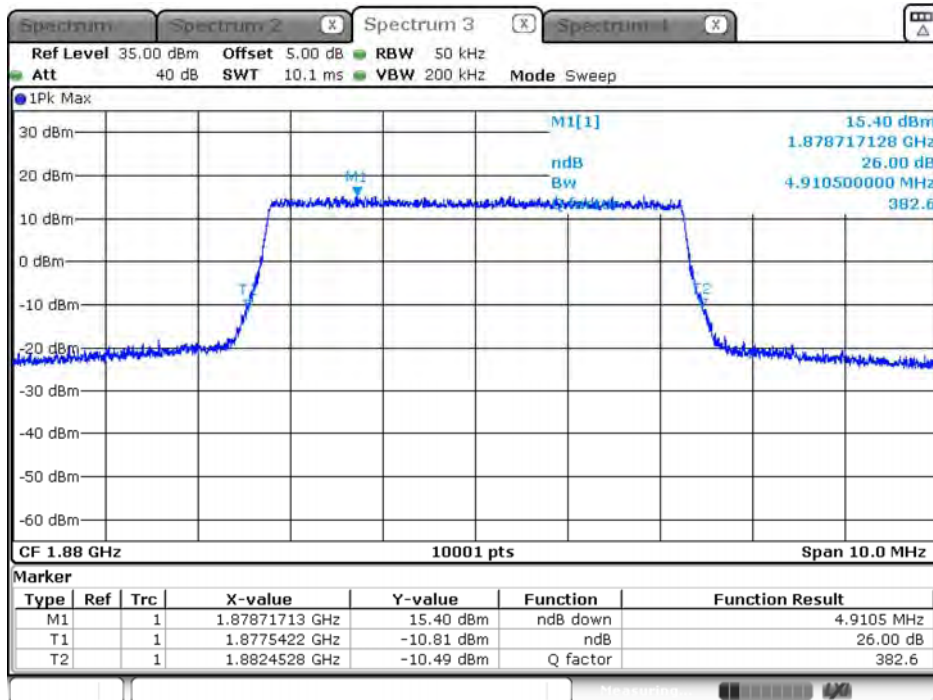
Date: 8.AUG.2018 14:31:10

Product	LE910C4-NF		
Test Item	Occupied Bandwidth		
Test Mode	Mode 1: LTE Band 2		
Date of Test	2018/08/08	Test Site	SR10-H

5M_QPSK			
Frequency (MHz)	-26dB BW Measure Level (MHz)	99% BW Measure Level (MHz)	Limit (MHz)
1880	4.910	4.477	N/A

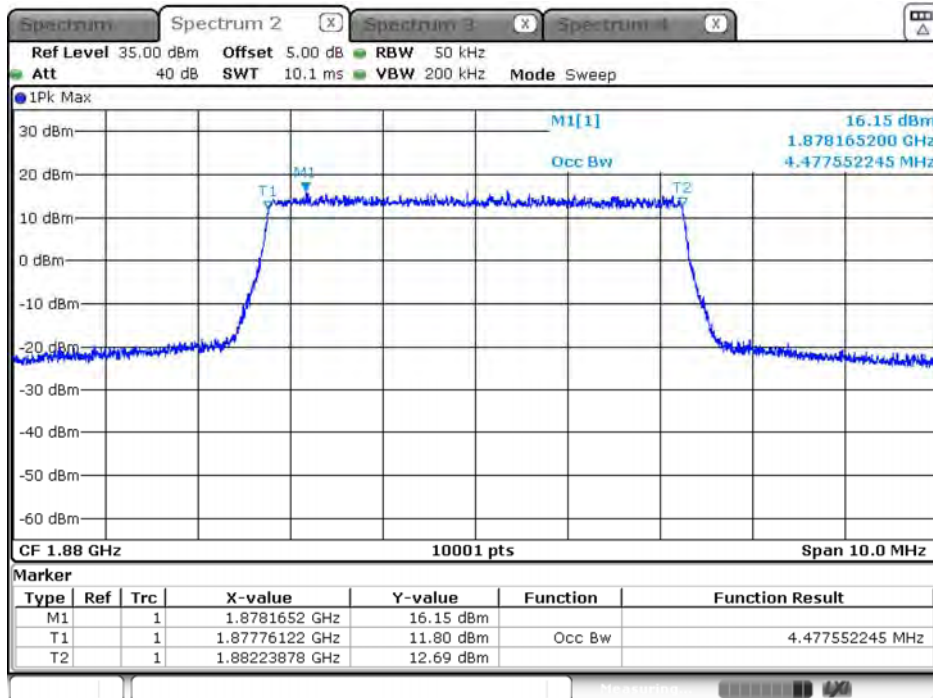
5M_16-QAM			
Frequency (MHz)	-26dB BW Measure Level (MHz)	99% BW Measure Level (MHz)	Limit (MHz)
1880	4.853	4.481	N/A

-26dB BW_CH18900_5M_QPSK



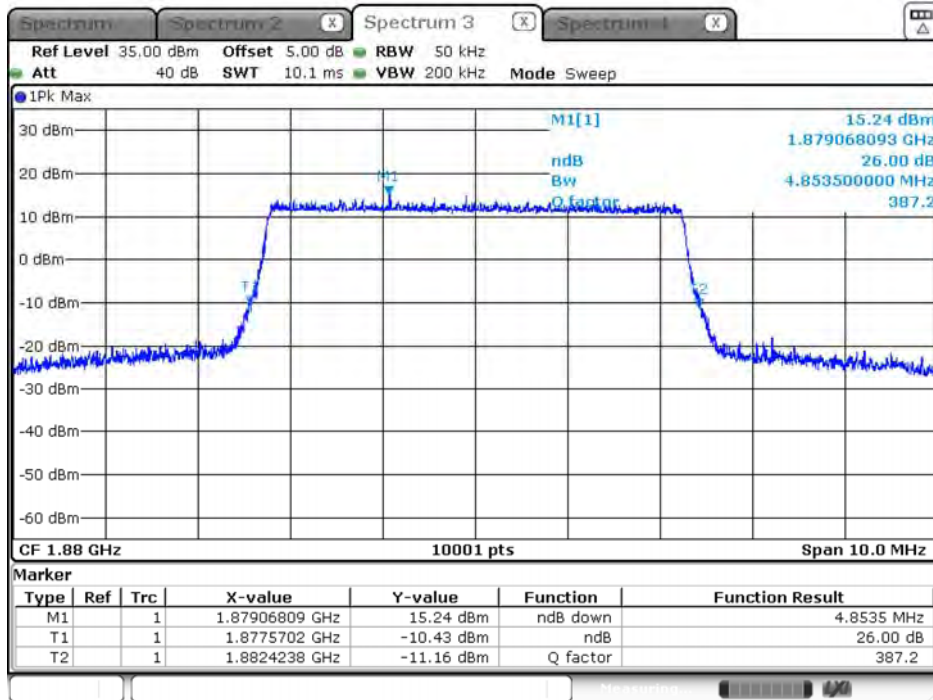
Date: 8.AUG.2018 14:33:28

99% BW_CH18900_5M_QPSK



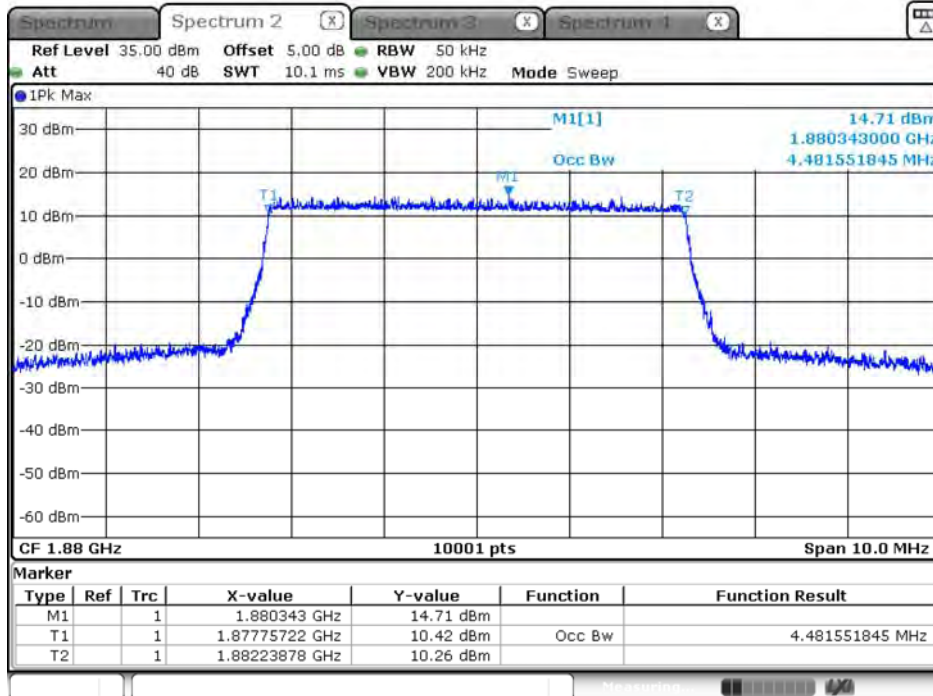
Date: 8.AUG.2018 14:32:49

-26dB BW_CH18900_5M_16-QAM



Date: 8.AUG.2018 14:33:48

99% BW_CH18900_5M_16-QAM



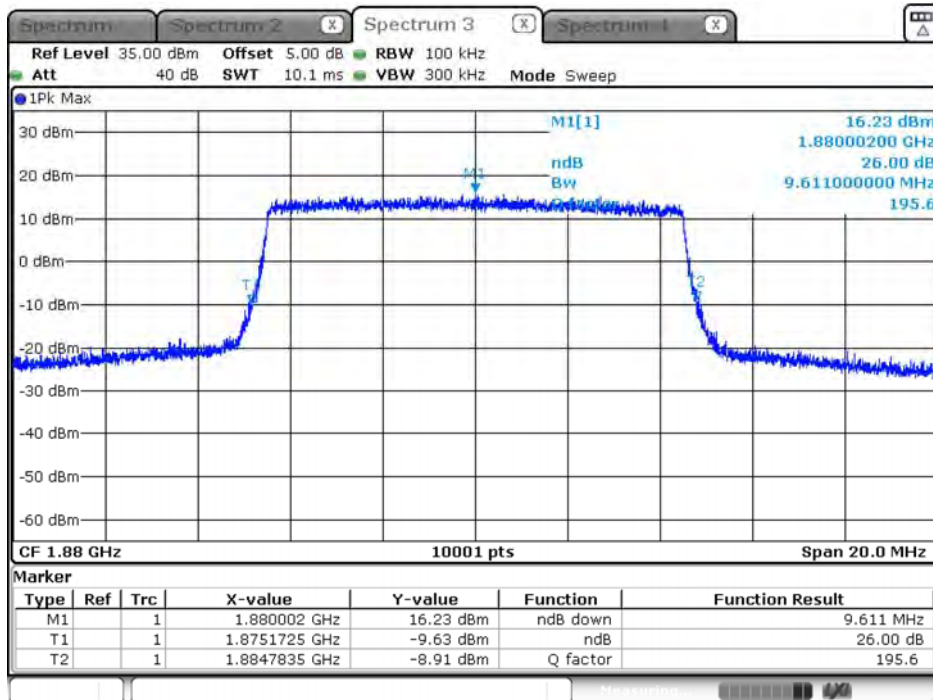
Date: 8.AUG.2018 14:34:06

Product	LE910C4-NF		
Test Item	Occupied Bandwidth		
Test Mode	Mode 1: LTE Band 2		
Date of Test	2018/08/08	Test Site	SR10-H

10M_QPSK			
Frequency (MHz)	-26dB BW Measure Level (MHz)	99% BW Measure Level (MHz)	Limit (MHz)
1880	9.611	8.933	N/A

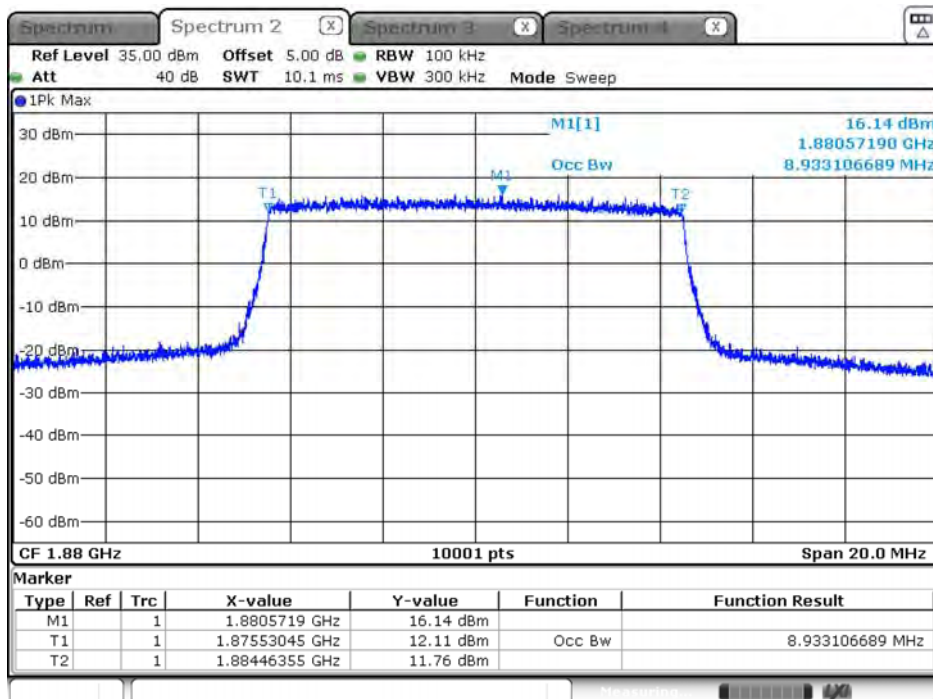
10M_16-QAM			
Frequency (MHz)	-26dB BW Measure Level (MHz)	99% BW Measure Level (MHz)	Limit (MHz)
1880	9.461	8.927	N/A

-26dB BW_CH18900_10M_QPSK



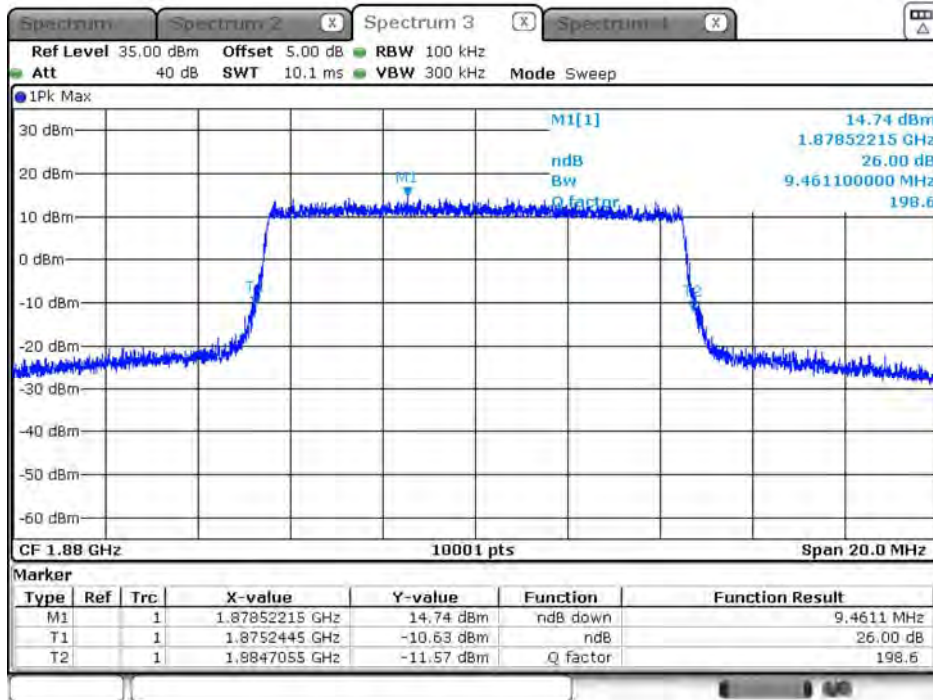
Date: 8.AUG.2018 14:35:59

99% BW_CH18900_10M_QPSK



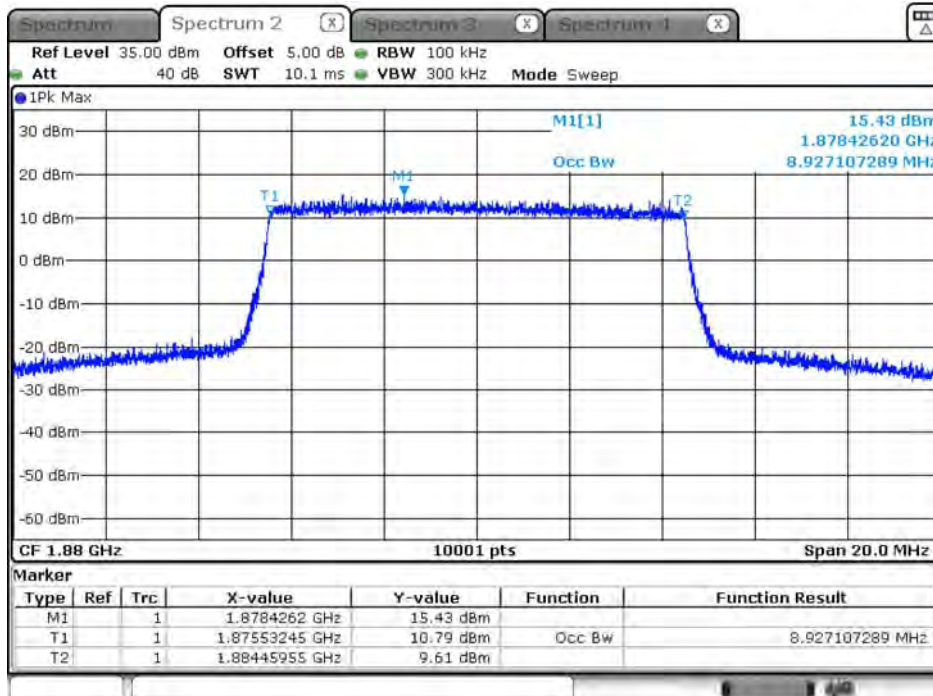
Date: 8.AUG.2018 14:35:36

-26dB BW_CH18900_10M_16-QAM



Date: 8.AUG 2018 14:36:16

99% BW_CH18900_10M_16-QAM



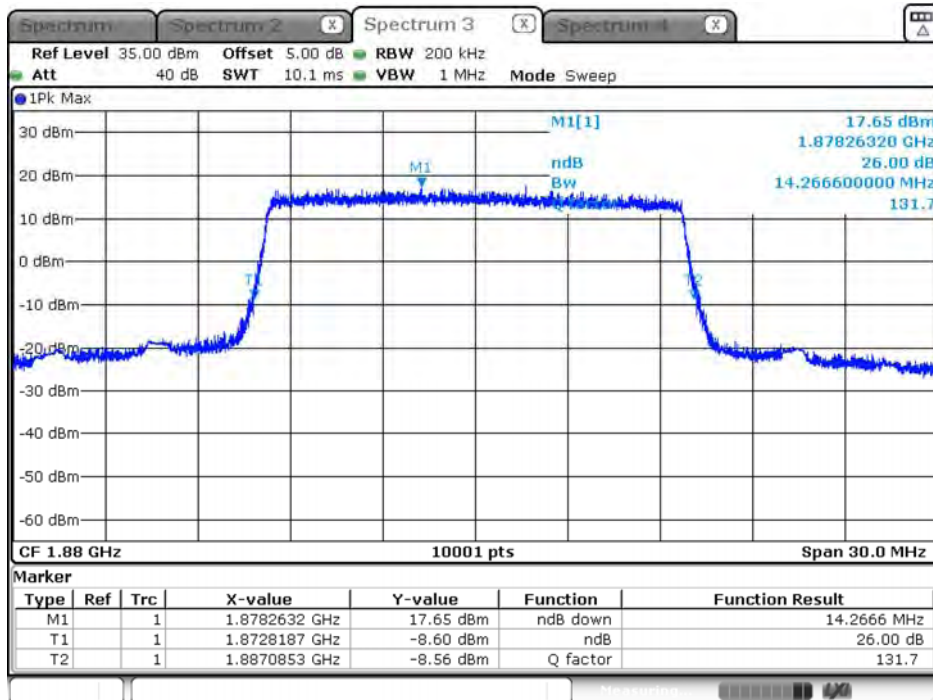
Date: 8.AUG 2018 14:36:34

Product	LE910C4-NF		
Test Item	Occupied Bandwidth		
Test Mode	Mode 1: LTE Band 2		
Date of Test	2018/08/08	Test Site	SR10-H

15M_QPSK			
Frequency (MHz)	-26dB BW Measure Level (MHz)	99% BW Measure Level (MHz)	Limit (MHz)
1880	14.266	13.387	N/A

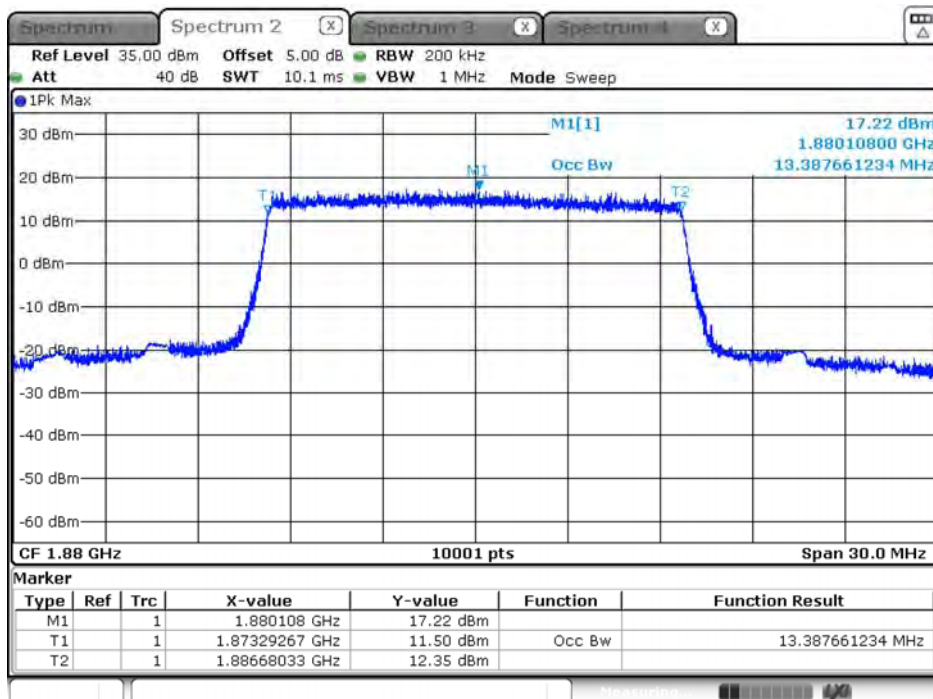
15M_16-QAM			
Frequency (MHz)	-26dB BW Measure Level (MHz)	99% BW Measure Level (MHz)	Limit (MHz)
1880	14.128	13.384	N/A

-26dB BW_CH18900_15M_QPSK



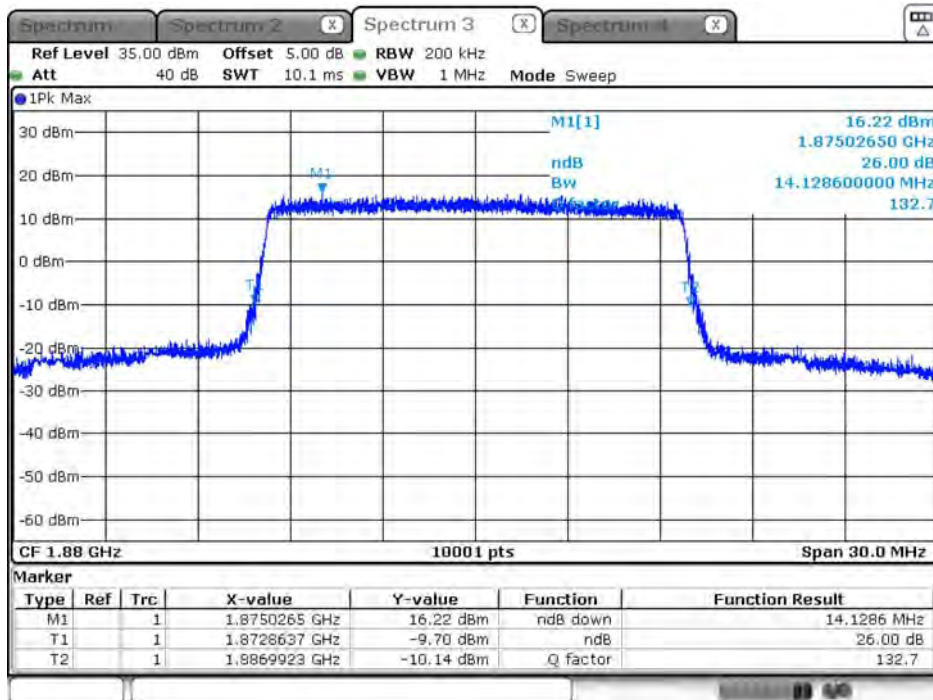
Date: 8.AUG.2018 14:38:17

99% BW_CH18900_15M_QPSK



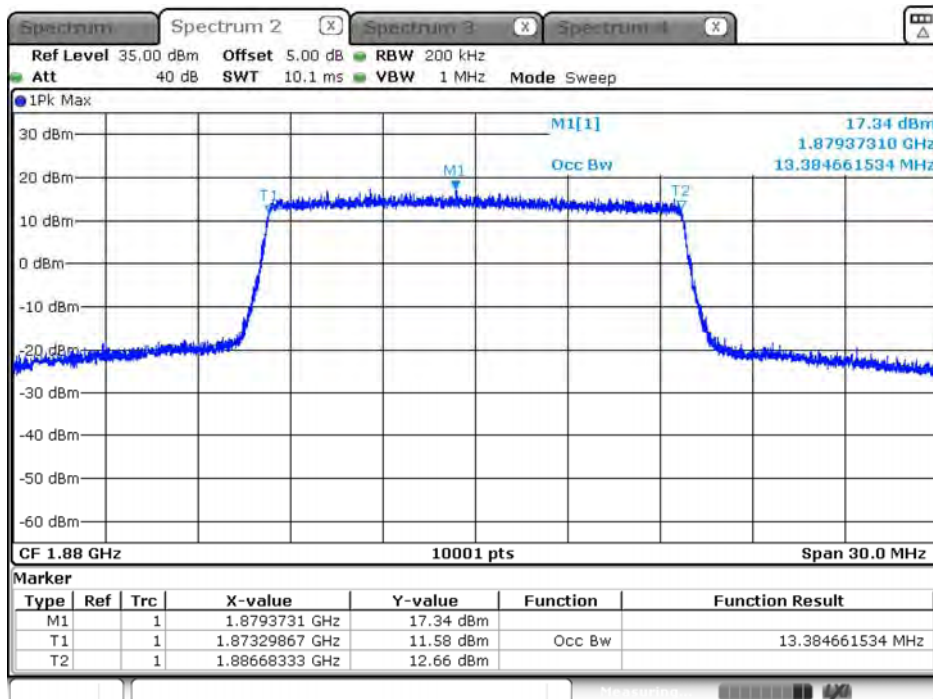
Date: 8.AUG.2018 14:37:54

-26dB BW_CH18900_15M_16-QAM



Date: 8.AUG.2018 14:38:34

99% BW_CH18900_15M_16-QAM



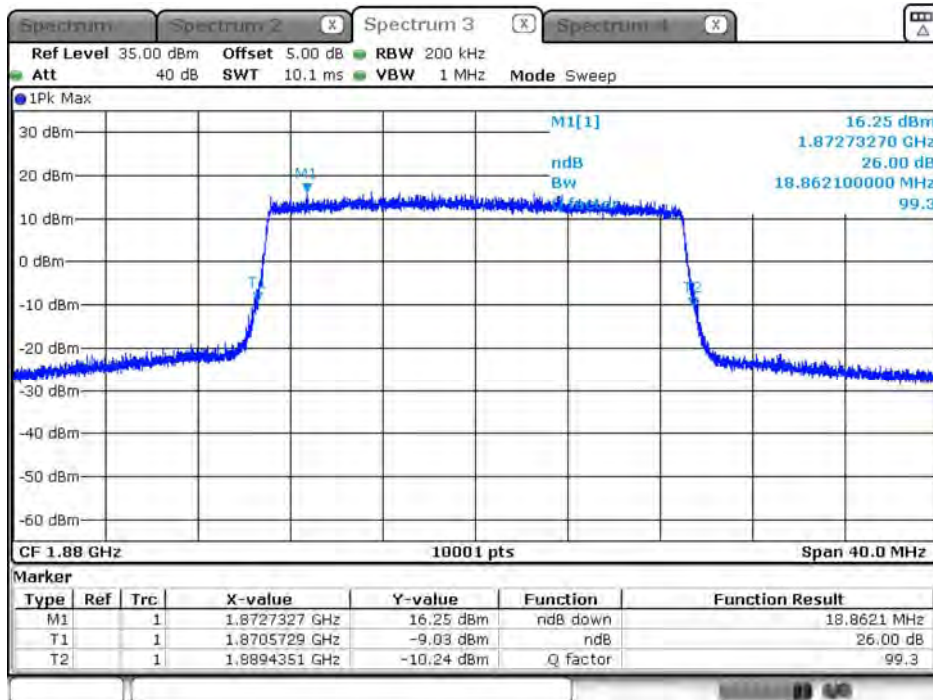
Date: 8.AUG.2018 14:39:28

Product	LE910C4-NF		
Test Item	Occupied Bandwidth		
Test Mode	Mode 1: LTE Band 2		
Date of Test	2018/08/08	Test Site	SR10-H

20M_QPSK			
Frequency (MHz)	-26dB BW Measure Level (MHz)	99% BW Measure Level (MHz)	Limit (MHz)
1880	18.862	17.818	N/A

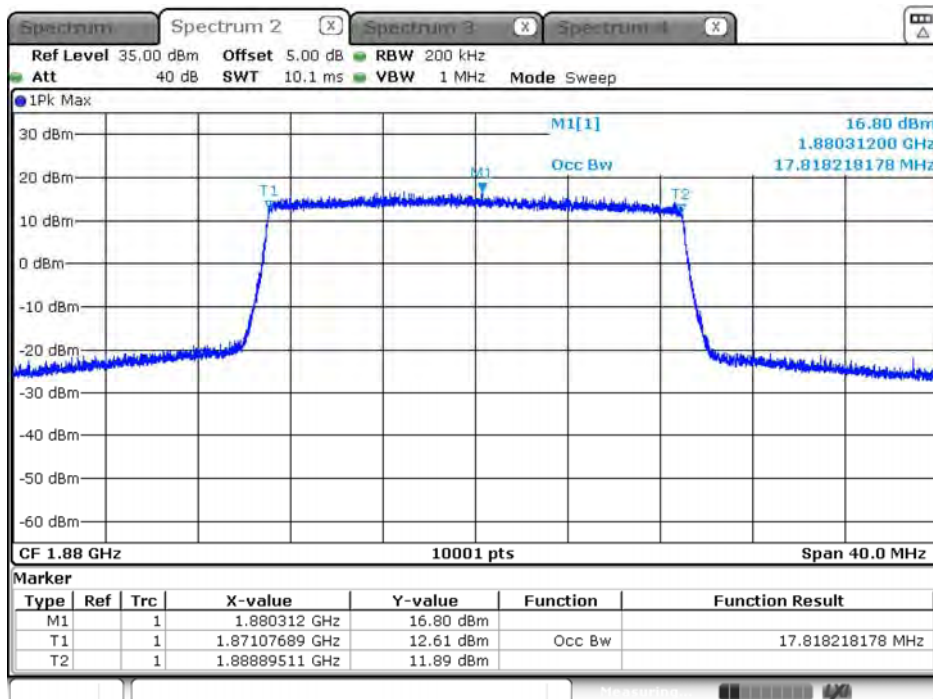
20M_16-QAM			
Frequency (MHz)	-26dB BW Measure Level (MHz)	99% BW Measure Level (MHz)	Limit (MHz)
1880	18.830	17.806	N/A

-26dB BW_CH18900_20M_QPSK



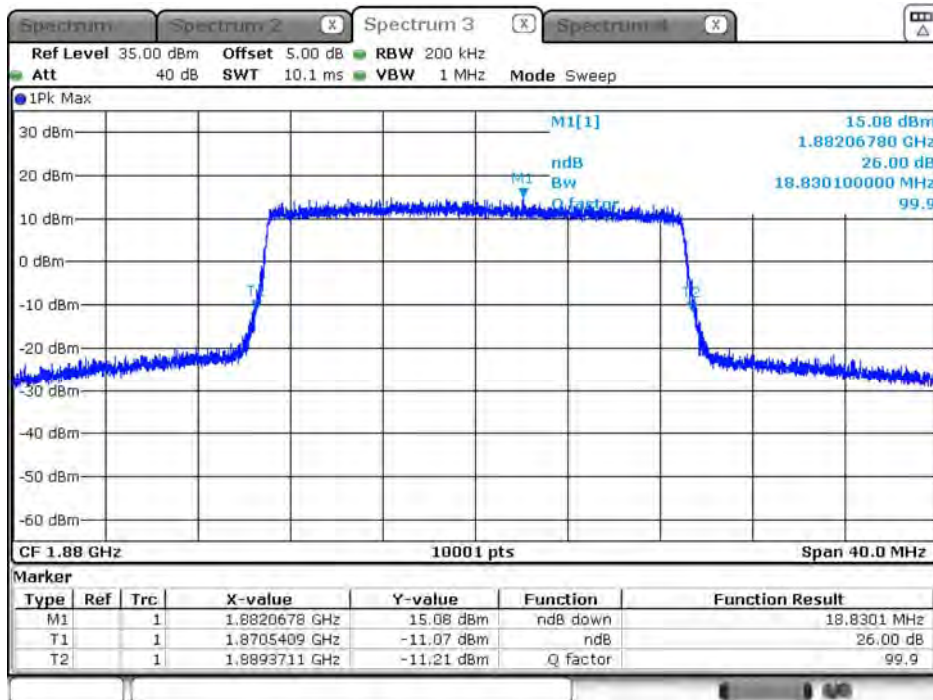
Date: 8.AUG.2018 14:42:43

99% BW_CH18900_20M_QPSK



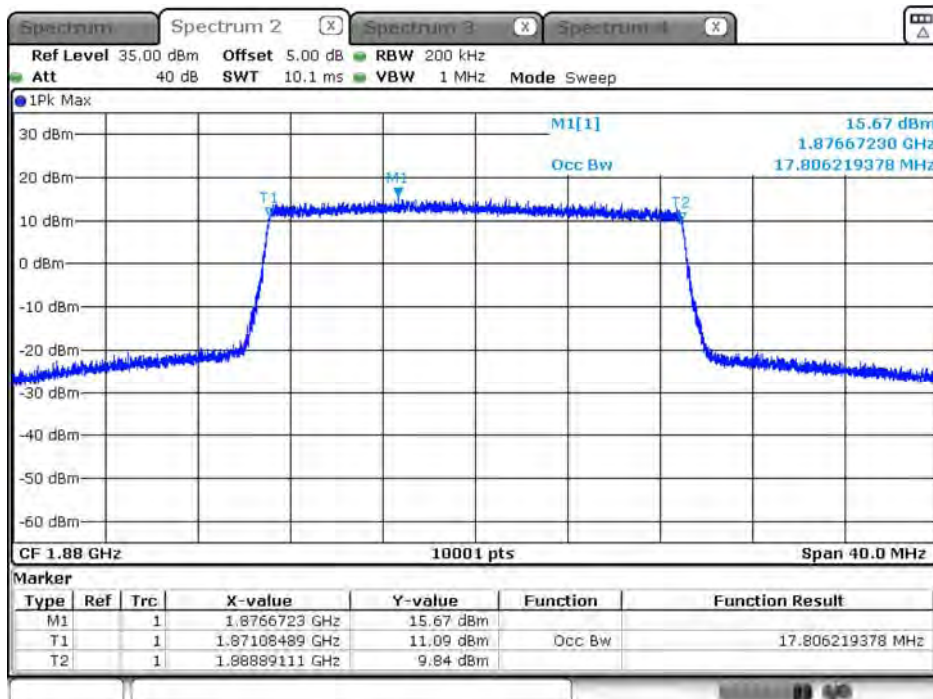
Date: 8.AUG.2018 14:42:18

-26dB BW_CH18900_20M_16-QAM



Date: 8.AUG 2018 14:43:04

99% BW_CH18900_20M_16-QAM



Date: 8.AUG 2018 14:43:49

Product	LE910C4-NF		
Test Item	Occupied Bandwidth		
Test Mode	Mode 2: LTE Band 4		
Date of Test	2018/08/08	Test Site	SR10-H

1.4M_QPSK			
Frequency (MHz)	-26dB BW Measure Level (MHz)	99% BW Measure Level (MHz)	Limit (MHz)
1732.5	1.286	1.097	N/A

1.4M_16-QAM			
Frequency (MHz)	-26dB BW Measure Level (MHz)	99% BW Measure Level (MHz)	Limit (MHz)
1732.5	1.266	1.097	N/A

Product	LE910C4-NF		
Test Item	Occupied Bandwidth		
Test Mode	Mode 2: LTE Band 4		
Date of Test	2018/08/08	Test Site	SR10-H

3M_QPSK			
Frequency (MHz)	-26dB BW Measure Level (MHz)	99% BW Measure Level (MHz)	Limit (MHz)
1732.5	2.933	2.690	N/A

3M_16-QAM			
Frequency (MHz)	-26dB BW Measure Level (MHz)	99% BW Measure Level (MHz)	Limit (MHz)
1732.5	2.926	2.683	N/A

Product	LE910C4-NF		
Test Item	Occupied Bandwidth		
Test Mode	Mode 2: LTE Band 4		
Date of Test	2018/08/08	Test Site	SR10-H

5M_QPSK			
Frequency (MHz)	-26dB BW Measure Level (MHz)	99% BW Measure Level (MHz)	Limit (MHz)
1732.5	4.869	4.473	N/A

5M_16-QAM			
Frequency (MHz)	-26dB BW Measure Level (MHz)	99% BW Measure Level (MHz)	Limit (MHz)
1732.5	4.874	4.474	N/A

Product	LE910C4-NF		
Test Item	Occupied Bandwidth		
Test Mode	Mode 2: LTE Band 4		
Date of Test	2018/08/08	Test Site	SR10-H

10M_QPSK			
Frequency (MHz)	-26dB BW Measure Level (MHz)	99% BW Measure Level (MHz)	Limit (MHz)
1732.5	9.601	8.929	N/A

10M_16-QAM			
Frequency (MHz)	-26dB BW Measure Level (MHz)	99% BW Measure Level (MHz)	Limit (MHz)
1732.5	9.349	8.931	N/A

Product	LE910C4-NF		
Test Item	Occupied Bandwidth		
Test Mode	Mode 2: LTE Band 4		
Date of Test	2018/08/08	Test Site	SR10-H

15M_QPSK			
Frequency (MHz)	-26dB BW Measure Level (MHz)	99% BW Measure Level (MHz)	Limit (MHz)
1732.5	14.413	13.396	N/A

15M_16-QAM			
Frequency (MHz)	-26dB BW Measure Level (MHz)	99% BW Measure Level (MHz)	Limit (MHz)
1732.5	14.179	13.399	N/A

Product	LE910C4-NF		
Test Item	Occupied Bandwidth		
Test Mode	Mode 2: LTE Band 4		
Date of Test	2018/08/08	Test Site	SR10-H

20M_QPSK			
Frequency (MHz)	-26dB BW Measure Level (MHz)	99% BW Measure Level (MHz)	Limit (MHz)
1732.5	18.790	17.830	N/A

20M_16-QAM			
Frequency (MHz)	-26dB BW Measure Level (MHz)	99% BW Measure Level (MHz)	Limit (MHz)
1732.5	18.990	17.830	N/A

Product	LE910C4-NF		
Test Item	Occupied Bandwidth		
Test Mode	Mode 3: LTE Band 5		
Date of Test	2018/08/08	Test Site	SR10-H

1.4M_QPSK			
Frequency (MHz)	-26dB BW Measure Level (MHz)	99% BW Measure Level (MHz)	Limit (MHz)
836.5	1.286	1.094	N/A

1.4M_16-QAM			
Frequency (MHz)	-26dB BW Measure Level (MHz)	99% BW Measure Level (MHz)	Limit (MHz)
836.5	1.282	1.098	N/A

Product	LE910C4-NF		
Test Item	Occupied Bandwidth		
Test Mode	Mode 3: LTE Band 5		
Date of Test	2018/08/08	Test Site	SR10-H

3M_QPSK			
Frequency (MHz)	-26dB BW Measure Level (MHz)	99% BW Measure Level (MHz)	Limit (MHz)
836.5	2.931	2.687	N/A

3M_16-QAM			
Frequency (MHz)	-26dB BW Measure Level (MHz)	99% BW Measure Level (MHz)	Limit (MHz)
836.5	2.922	2.687	N/A

Product	LE910C4-NF		
Test Item	Occupied Bandwidth		
Test Mode	Mode 3: LTE Band 5		
Date of Test	2018/08/08	Test Site	SR10-H

5M_QPSK			
Frequency (MHz)	-26dB BW Measure Level (MHz)	99% BW Measure Level (MHz)	Limit (MHz)
836.5	4.809	4.476	N/A

5M_16-QAM			
Frequency (MHz)	-26dB BW Measure Level (MHz)	99% BW Measure Level (MHz)	Limit (MHz)
836.5	4.862	4.475	N/A

Product	LE910C4-NF		
Test Item	Occupied Bandwidth		
Test Mode	Mode 3: LTE Band 5		
Date of Test	2018/08/08	Test Site	SR10-H

10M_QPSK			
Frequency (MHz)	-26dB BW Measure Level (MHz)	99% BW Measure Level (MHz)	Limit (MHz)
836.5	9.547	8.945	N/A

10M_16-QAM			
Frequency (MHz)	-26dB BW Measure Level (MHz)	99% BW Measure Level (MHz)	Limit (MHz)
836.5	9.563	8.937	N/A

Product	LE910C4-NF		
Test Item	Occupied Bandwidth		
Test Mode	Mode 4: LTE Band 12		
Date of Test	2018/08/08	Test Site	SR10-H

1.4M_QPSK			
Frequency (MHz)	-26dB BW Measure Level (MHz)	99% BW Measure Level (MHz)	Limit (MHz)
707.5	1.278	1.094	N/A

1.4M_16-QAM			
Frequency (MHz)	-26dB BW Measure Level (MHz)	99% BW Measure Level (MHz)	Limit (MHz)
707.5	1.279	1.097	N/A

Product	LE910C4-NF		
Test Item	Occupied Bandwidth		
Test Mode	Mode 4: LTE Band 12		
Date of Test	2018/08/08	Test Site	SR10-H

3M_QPSK			
Frequency (MHz)	-26dB BW Measure Level (MHz)	99% BW Measure Level (MHz)	Limit (MHz)
707.5	2.925	2.683	N/A

3M_16-QAM			
Frequency (MHz)	-26dB BW Measure Level (MHz)	99% BW Measure Level (MHz)	Limit (MHz)
707.5	2.911	2.683	N/A

Product	LE910C4-NF		
Test Item	Occupied Bandwidth		
Test Mode	Mode 4: LTE Band 12		
Date of Test	2018/08/08	Test Site	SR10-H

5M_QPSK			
Frequency (MHz)	-26dB BW Measure Level (MHz)	99% BW Measure Level (MHz)	Limit (MHz)
707.5	4.896	4.479	N/A

5M_16-QAM			
Frequency (MHz)	-26dB BW Measure Level (MHz)	99% BW Measure Level (MHz)	Limit (MHz)
707.5	4.880	4.477	N/A

Product	LE910C4-NF		
Test Item	Occupied Bandwidth		
Test Mode	Mode 4: LTE Band 12		
Date of Test	2018/08/08	Test Site	SR10-H

10M_QPSK			
Frequency (MHz)	-26dB BW Measure Level (MHz)	99% BW Measure Level (MHz)	Limit (MHz)
707.5	9.607	8.943	N/A

10M_16-QAM			
Frequency (MHz)	-26dB BW Measure Level (MHz)	99% BW Measure Level (MHz)	Limit (MHz)
707.5	9.633	8.937	N/A

Product	LE910C4-NF		
Test Item	Occupied Bandwidth		
Test Mode	Mode 5: LTE Band 13		
Date of Test	2018/08/08	Test Site	SR10-H

5M_QPSK			
Frequency (MHz)	-26dB BW Measure Level (MHz)	99% BW Measure Level (MHz)	Limit (MHz)
782	4.862	4.462	N/A

5M_16-QAM			
Frequency (MHz)	-26dB BW Measure Level (MHz)	99% BW Measure Level (MHz)	Limit (MHz)
782	4.825	4.459	N/A

Product	LE910C4-NF		
Test Item	Occupied Bandwidth		
Test Mode	Mode 5: LTE Band 13		
Date of Test	2018/08/08	Test Site	SR10-H

10M_QPSK			
Frequency (MHz)	-26dB BW Measure Level (MHz)	99% BW Measure Level (MHz)	Limit (MHz)
782	9.485	8.905	N/A

10M_16-QAM			
Frequency (MHz)	-26dB BW Measure Level (MHz)	99% BW Measure Level (MHz)	Limit (MHz)
782	9.517	8.907	N/A

Product	LE910C4-NF		
Test Item	Occupied Bandwidth		
Test Mode	Mode 6: LTE Band 14		
Date of Test	2018/08/08	Test Site	SR10-H

5M_QPSK			
Frequency (MHz)	-26dB BW Measure Level (MHz)	99% BW Measure Level (MHz)	Limit (MHz)
793	4.883	4.469	N/A

5M_16-QAM			
Frequency (MHz)	-26dB BW Measure Level (MHz)	99% BW Measure Level (MHz)	Limit (MHz)
793	4.850	4.467	N/A

Product	LE910C4-NF		
Test Item	Occupied Bandwidth		
Test Mode	Mode 6: LTE Band 14		
Date of Test	2018/08/08	Test Site	SR10-H

10M_QPSK			
Frequency (MHz)	-26dB BW Measure Level (MHz)	99% BW Measure Level (MHz)	Limit (MHz)
793	9.453	8.903	N/A

10M_16-QAM			
Frequency (MHz)	-26dB BW Measure Level (MHz)	99% BW Measure Level (MHz)	Limit (MHz)
793	9.581	8.911	N/A

Product	LE910C4-NF		
Test Item	Occupied Bandwidth		
Test Mode	Mode 7: LTE Band 66		
Date of Test	2018/08/08	Test Site	SR10-H

1.4M_QPSK			
Frequency (MHz)	-26dB BW Measure Level (MHz)	99% BW Measure Level (MHz)	Limit (MHz)
1745	1.300	1.093	N/A

1.4M_16-QAM			
Frequency (MHz)	-26dB BW Measure Level (MHz)	99% BW Measure Level (MHz)	Limit (MHz)
1745	1.294	1.098	N/A

Product	LE910C4-NF		
Test Item	Occupied Bandwidth		
Test Mode	Mode 7: LTE Band 66		
Date of Test	2018/08/08	Test Site	SR10-H

3M_QPSK			
Frequency (MHz)	-26dB BW Measure Level (MHz)	99% BW Measure Level (MHz)	Limit (MHz)
1745	2.919	2.687	N/A

3M_16-QAM			
Frequency (MHz)	-26dB BW Measure Level (MHz)	99% BW Measure Level (MHz)	Limit (MHz)
1745	2.949	2.689	N/A

Product	LE910C4-NF		
Test Item	Occupied Bandwidth		
Test Mode	Mode 7: LTE Band 66		
Date of Test	2018/08/08	Test Site	SR10-H

5M_QPSK			
Frequency (MHz)	-26dB BW Measure Level (MHz)	99% BW Measure Level (MHz)	Limit (MHz)
1745	4.897	4.474	N/A

5M_16-QAM			
Frequency (MHz)	-26dB BW Measure Level (MHz)	99% BW Measure Level (MHz)	Limit (MHz)
1745	4.894	4.476	N/A

Product	LE910C4-NF		
Test Item	Occupied Bandwidth		
Test Mode	Mode 7: LTE Band 66		
Date of Test	2018/08/08	Test Site	SR10-H

10M_QPSK			
Frequency (MHz)	-26dB BW Measure Level (MHz)	99% BW Measure Level (MHz)	Limit (MHz)
1745	9.525	8.927	N/A

10M_16-QAM			
Frequency (MHz)	-26dB BW Measure Level (MHz)	99% BW Measure Level (MHz)	Limit (MHz)
1745	9.595	8.933	N/A

Product	LE910C4-NF		
Test Item	Occupied Bandwidth		
Test Mode	Mode 7: LTE Band 66		
Date of Test	2018/08/08	Test Site	SR10-H

15M_QPSK			
Frequency (MHz)	-26dB BW Measure Level (MHz)	99% BW Measure Level (MHz)	Limit (MHz)
1745	14.323	13.402	N/A

15M_16-QAM			
Frequency (MHz)	-26dB BW Measure Level (MHz)	99% BW Measure Level (MHz)	Limit (MHz)
1745	14.323	13.396	N/A

Product	LE910C4-NF		
Test Item	Occupied Bandwidth		
Test Mode	Mode 7: LTE Band 66		
Date of Test	2018/08/08	Test Site	SR10-H

20M_QPSK			
Frequency (MHz)	-26dB BW Measure Level (MHz)	99% BW Measure Level (MHz)	Limit (MHz)
1745	18.838	17.826	N/A

20M_16-QAM			
Frequency (MHz)	-26dB BW Measure Level (MHz)	99% BW Measure Level (MHz)	Limit (MHz)
1745	18.922	17.822	N/A

Product	LE910C4-NF		
Test Item	Occupied Bandwidth		
Test Mode	Mode 8: LTE Band 71		
Date of Test	2018/08/08	Test Site	SR10-H

5M_QPSK			
Frequency (MHz)	-26dB BW Measure Level (MHz)	99% BW Measure Level (MHz)	Limit (MHz)
680.5	4.833	4.464	N/A

5M_16-QAM			
Frequency (MHz)	-26dB BW Measure Level (MHz)	99% BW Measure Level (MHz)	Limit (MHz)
680.5	4.832	4.467	N/A

Product	LE910C4-NF		
Test Item	Occupied Bandwidth		
Test Mode	Mode 8: LTE Band 71		
Date of Test	2018/08/08	Test Site	SR10-H

10M_QPSK			
Frequency (MHz)	-26dB BW Measure Level (MHz)	99% BW Measure Level (MHz)	Limit (MHz)
680.5	9.383	8.897	N/A

10M_16-QAM			
Frequency (MHz)	-26dB BW Measure Level (MHz)	99% BW Measure Level (MHz)	Limit (MHz)
680.5	9.443	8.889	N/A

Product	LE910C4-NF		
Test Item	Occupied Bandwidth		
Test Mode	Mode 8: LTE Band 71		
Date of Test	2018/08/08	Test Site	SR10-H

15M_QPSK			
Frequency (MHz)	-26dB BW Measure Level (MHz)	99% BW Measure Level (MHz)	Limit (MHz)
680.5	14.107	13.321	N/A

15M_16-QAM			
Frequency (MHz)	-26dB BW Measure Level (MHz)	99% BW Measure Level (MHz)	Limit (MHz)
680.5	14.131	13.306	N/A

Product	LE910C4-NF		
Test Item	Occupied Bandwidth		
Test Mode	Mode 8: LTE Band 71		
Date of Test	2018/08/08	Test Site	SR10-H

20M_QPSK			
Frequency (MHz)	-26dB BW Measure Level (MHz)	99% BW Measure Level (MHz)	Limit (MHz)
680.5	18.714	17.718	N/A

20M_16-QAM			
Frequency (MHz)	-26dB BW Measure Level (MHz)	99% BW Measure Level (MHz)	Limit (MHz)
680.5	18.714	17.698	N/A