

**Attachment 1**

➤ **Test Setup Photograph**  
**< Peak Output Power - Conducted Measurement >**


Description: Peak Output Power - Conducted Measurement Test Setup



**<Radiated Emission>**


Test Mode: Mode 1: GSM 850\_Link Mode

Description: Front View of Radiated Spurious Emission Test Setup




Test Mode: Mode 1: GSM 850\_Link Mode

Description: Back View of Radiated Spurious Emission Test Setup




Test Mode: Mode 2: GSM 850\_Idle Mode

Description: Front View of Radiated Spurious Emission Test Setup




Test Mode: Mode 2: GSM 850\_Idle Mode

Description: Back View of Radiated Spurious Emission Test Setup




Test Mode: Mode 3: DCS 1900\_Link Mode

Description: Front View of Radiated Spurious Emission Test Setup




Test Mode: Mode 3: DCS 1900\_Link Mode

Description: Back View of Radiated Spurious Emission Test Setup




Test Mode: Mode 4: DCS 1900\_Idle Mode

Description: Front View of Radiated Spurious Emission Test Setup



Test Mode: Mode 4: DCS 1900\_Idle Mode


Description: Back View of Radiated Spurious Emission Test Setup






Test Mode: Mode 5: GSM\_EGPRS 850\_Link Mode

Description: Front View of Radiated Spurious Emission Test Setup




Test Mode: Mode 5: GSM\_EGPRS 850\_Link Mode

Description: Back View of Radiated Spurious Emission Test Setup




Test Mode: Mode 6: GSM\_EGPRS 850\_Idle Mode

Description: Front View of Radiated Spurious Emission Test Setup




Test Mode: Mode 6: GSM\_EGPRS 850\_Idle Mode

Description: Back View of Radiated Spurious Emission Test Setup




Test Mode: Mode 7: DCS\_EGPRS 1900\_Link Mode

Description: Front View of Radiated Spurious Emission Test Setup



Test Mode: Mode 7: DCS\_EGPRS 1900\_Link Mode


Description: Back View of Radiated Spurious Emission Test Setup






Test Mode: Mode 8: DCS\_EGPRS 1900\_Idle Mode

Description: Front View of Radiated Spurious Emission Test Setup




Test Mode: Mode 8: DCS\_EGPRS 1900\_Idle Mode

Description: Back View of Radiated Spurious Emission Test Setup




Test Mode: Mode 9: WCDMA Band 5\_Link Mode

Description: Front View of Radiated Spurious Emission Test Setup




Test Mode: Mode 9: WCDMA Band 5\_Link Mode

Description: Back View of Radiated Spurious Emission Test Setup




Test Mode: Mode 10: WCDMA Band 5\_Idle Mode

Description: Front View of Radiated Spurious Emission Test Setup




Test Mode: Mode 10: WCDMA Band 5\_Idle Mode

Description: Back View of Radiated Spurious Emission Test Setup




Test Mode: Mode 11: WCDMA Band 2\_Link Mode

Description: Front View of Radiated Spurious Emission Test Setup



Test Mode: Mode 11: WCDMA Band 2\_Link Mode


Description: Back View of Radiated Spurious Emission Test Setup






Test Mode: Mode 12: WCDMA Band 2\_Idle Mode

Description: Front View of Radiated Spurious Emission Test Setup



Test Mode: Mode 12: WCDMA Band 2\_Idle Mode


Description: Back View of Radiated Spurious Emission Test Setup






Test Mode: Mode 13: WCDMA Band 5\_HSUPA Mode

Description: Front View of Radiated Spurious Emission Test Setup




Test Mode: Mode 13: WCDMA Band 5\_HSUPA Mode

Description: Back View of Radiated Spurious Emission Test Setup




Test Mode: Mode 14: WCDMA Band 5\_HSDPA Mode

Description: Front View of Radiated Spurious Emission Test Setup




Test Mode: Mode 14: WCDMA Band 5\_HSDPA Mode

Description: Back View of Radiated Spurious Emission Test Setup




Test Mode: Mode 15: WCDMA Band 2\_HSUPA Mode

Description: Front View of Radiated Spurious Emission Test Setup




Test Mode: Mode 15: WCDMA Band 2\_HSUPA Mode

Description: Back View of Radiated Spurious Emission Test Setup




Test Mode: Mode 16: WCDMA Band 2\_HSDPA Mode

Description: Front View of Radiated Spurious Emission Test Setup



Test Mode: Mode 16: WCDMA Band 2\_HSDPA Mode


Description: Back View of Radiated Spurious Emission Test Setup






Test Mode: Mode 1: GSM 850\_Link Mode

Description: Front View of Radiated Spurious Emission Test Setup (Horn)



Test Mode: Mode 1: GSM 850\_Link Mode


Description: Back View of Radiated Spurious Emission Test Setup (Horn)






Test Mode: Mode 2: GSM 850\_Idle Mode

Description: Front View of Radiated Spurious Emission Test Setup (Horn)




Test Mode: Mode 2: GSM 850\_Idle Mode

Description: Back View of Radiated Spurious Emission Test Setup (Horn)




Test Mode: Mode 3: DCS 1900\_Link Mode

Description: Front View of Radiated Spurious Emission Test Setup (Horn)




Test Mode: Mode 3: DCS 1900\_Link Mode

Description: Back View of Radiated Spurious Emission Test Setup (Horn)




Test Mode: Mode 4: DCS 1900\_Idle Mode

Description: Front View of Radiated Spurious Emission Test Setup (Horn)




Test Mode: Mode 4: DCS 1900\_Idle Mode

Description: Back View of Radiated Spurious Emission Test Setup (Horn)




Test Mode: Mode 5: GSM\_EGPRS 850\_Link Mode

Description: Front View of Radiated Spurious Emission Test Setup (Horn)



Test Mode: Mode 5: GSM\_EGPRS 850\_Link Mode


Description: Back View of Radiated Spurious Emission Test Setup (Horn)






Test Mode: Mode 6: GSM\_EGPRS 850\_Idle Mode

Description: Front View of Radiated Spurious Emission Test Setup (Horn)



Test Mode: Mode 6: GSM\_EGPRS 850\_Idle Mode


Description: Back View of Radiated Spurious Emission Test Setup (Horn)






Test Mode: Mode 7: DCS\_EGPRS 1900\_Link Mode

Description: Front View of Radiated Spurious Emission Test Setup (Horn)




Test Mode: Mode 7: DCS\_EGPRS 1900\_Link Mode

Description: Back View of Radiated Spurious Emission Test Setup (Horn)




Test Mode: Mode 8: DCS\_EGPRS 1900\_Idle Mode

Description: Front View of Radiated Spurious Emission Test Setup (Horn)




Test Mode: Mode 8: DCS\_EGPRS 1900\_Idle Mode

Description: Back View of Radiated Spurious Emission Test Setup (Horn)




Test Mode: Mode 9: WCDMA Band 5\_Link Mode

Description: Front View of Radiated Spurious Emission Test Setup (Horn)




Test Mode: Mode 9: WCDMA Band 5\_Link Mode

Description: Back View of Radiated Spurious Emission Test Setup (Horn)




Test Mode: Mode 10: WCDMA Band 5\_Idle Mode

Description: Front View of Radiated Spurious Emission Test Setup (Horn)



Test Mode: Mode 10: WCDMA Band 5\_Idle Mode


Description: Back View of Radiated Spurious Emission Test Setup (Horn)






Test Mode: Mode 11: WCDMA Band 2\_Link Mode

Description: Front View of Radiated Spurious Emission Test Setup (Horn)



Test Mode: Mode 11: WCDMA Band 2\_Link Mode


Description: Back View of Radiated Spurious Emission Test Setup (Horn)






Test Mode: Mode 12: WCDMA Band 2\_Idle Mode

Description: Front View of Radiated Spurious Emission Test Setup (Horn)




Test Mode: Mode 12: WCDMA Band 2\_Idle Mode

Description: Back View of Radiated Spurious Emission Test Setup (Horn)




Test Mode: Mode 13: WCDMA Band 5\_HSUPA Mode

Description: Front View of Radiated Spurious Emission Test Setup (Horn)




Test Mode: Mode 13: WCDMA Band 5\_HSUPA Mode

Description: Back View of Radiated Spurious Emission Test Setup (Horn)




Test Mode: Mode 14: WCDMA Band 5\_HSDPA Mode

Description: Front View of Radiated Spurious Emission Test Setup (Horn)




Test Mode: Mode 14: WCDMA Band 5\_HSDPA Mode

Description: Back View of Radiated Spurious Emission Test Setup (Horn)




Test Mode: Mode 15: WCDMA Band 2\_HSUPA Mode

Description: Front View of Radiated Spurious Emission Test Setup (Horn)



Test Mode: Mode 15: WCDMA Band 2\_HSUPA Mode


Description: Back View of Radiated Spurious Emission Test Setup (Horn)






Test Mode: Mode 16: WCDMA Band 2\_HSDPA Mode

Description: Front View of Radiated Spurious Emission Test Setup (Horn)



Test Mode: Mode 16: WCDMA Band 2\_HSDPA Mode

Description: Back View of Radiated Spurious Emission Test Setup (Horn)



Description : Detailed View of Radiated Emission Test Setup

