

Report Number: 06-0011

Issue Date: April 18, 2006

Customer: Sicom test s.r.l.

Model: GM862-QUAD / GM862-QUAD-PY Modular Transmitter

---

## **2.8 Band-Edge Compliance (FCC Section 24.238)**

On any frequency outside a licensee's frequency block, the power of any transmission shall be attenuated below the transmitter power (P) by at least  $43 + 10 \log (P)$  dB.

Report Number: 06-0011

Issue Date: April 18, 2006

Customer: Sicom test s.r.l.

Model: GM862-QUAD / GM862-QUAD-PY Modular Transmitter

**TABLE 5  
BAND-EDGE COMPLIANCE**

Frequency (MHz)	Level (dBm)	Limit (dBm)
< 824	--19.41*	-13
> 849	-22.93*	-13
< 1850	-13.94**	-13
> 1910	-16.66**	-13

\*=2.64 dB added for Cable and Attenuator Loss

\*\*=1.07 dB added for Cable and Attenuator Loss

**Test Date: April 14, 2006**

**Tester**

**Signature:** \_\_\_\_\_



**Name:** Austin Thompson

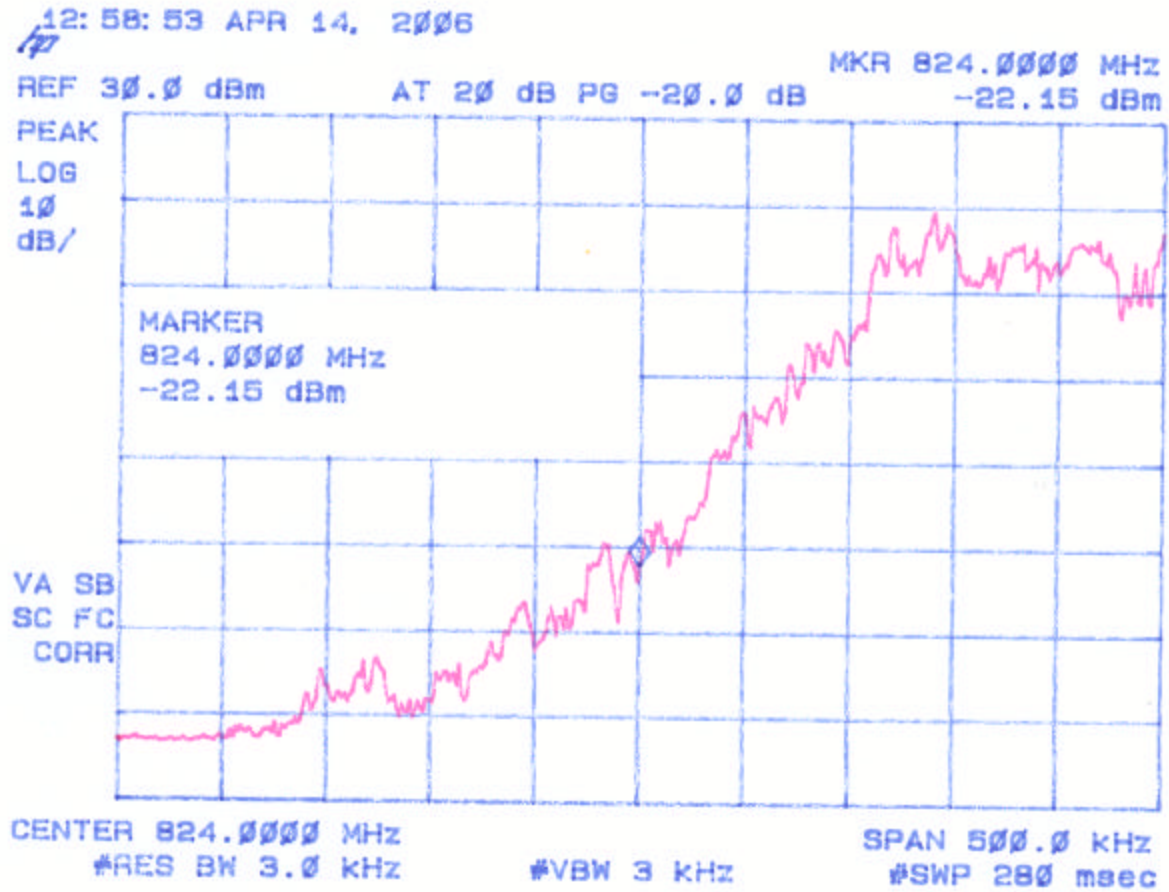
Report Number: 06-0011

Issue Date: April 18, 2006

Customer: Sicom test s.r.l.

Model: GM862-QUAD / GM862-QUAD-PY Modular Transmitter

**Figure 4a.**  
**Band Edge Compliance**



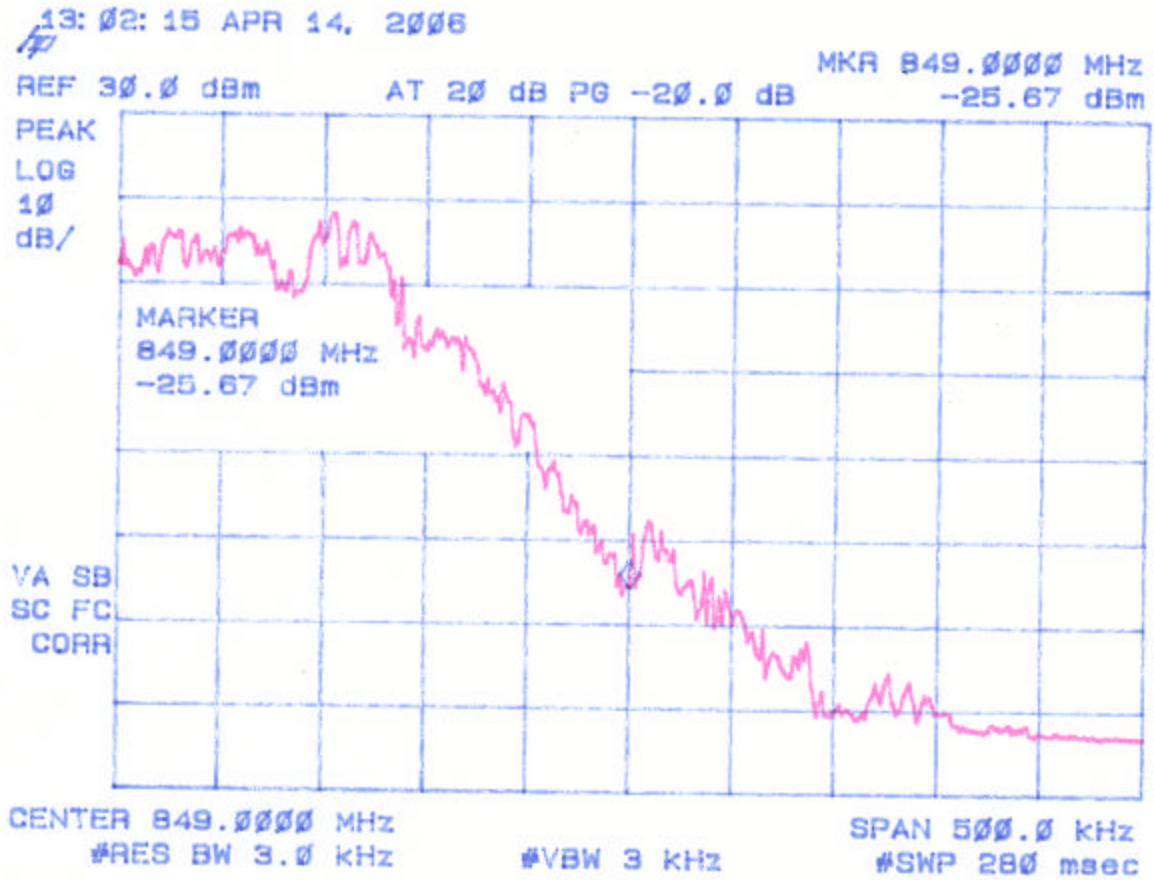
Report Number: 06-0011

Issue Date: April 18, 2006

Customer: Sicom test s.r.l.

Model: GM862-QUAD / GM862-QUAD-PY Modular Transmitter

**Figure 4b.**  
**Band Edge Compliance**



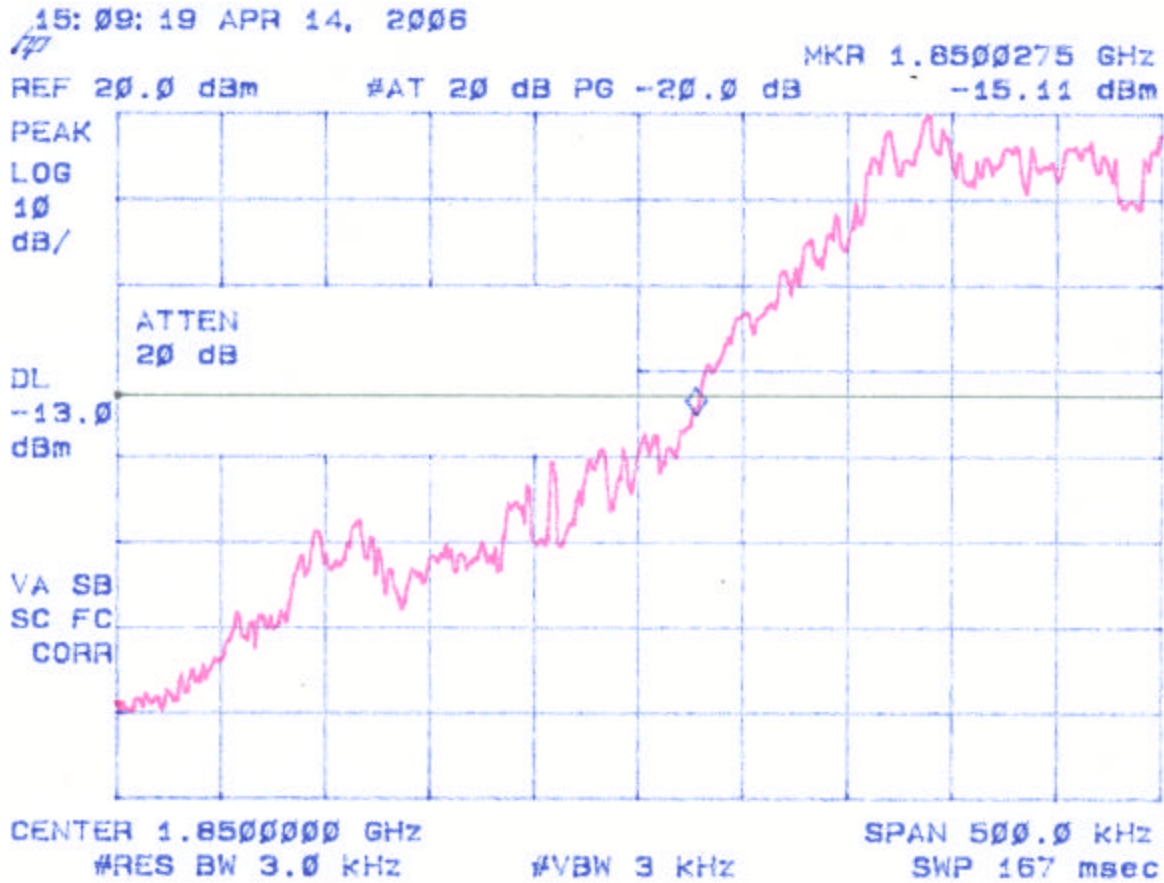
Report Number: 06-0011

Issue Date: April 18, 2006

Customer: Sicom test s.r.l.

Model: GM862-QUAD / GM862-QUAD-PY Modular Transmitter

**Figure 4c.**  
**Band Edge Compliance**



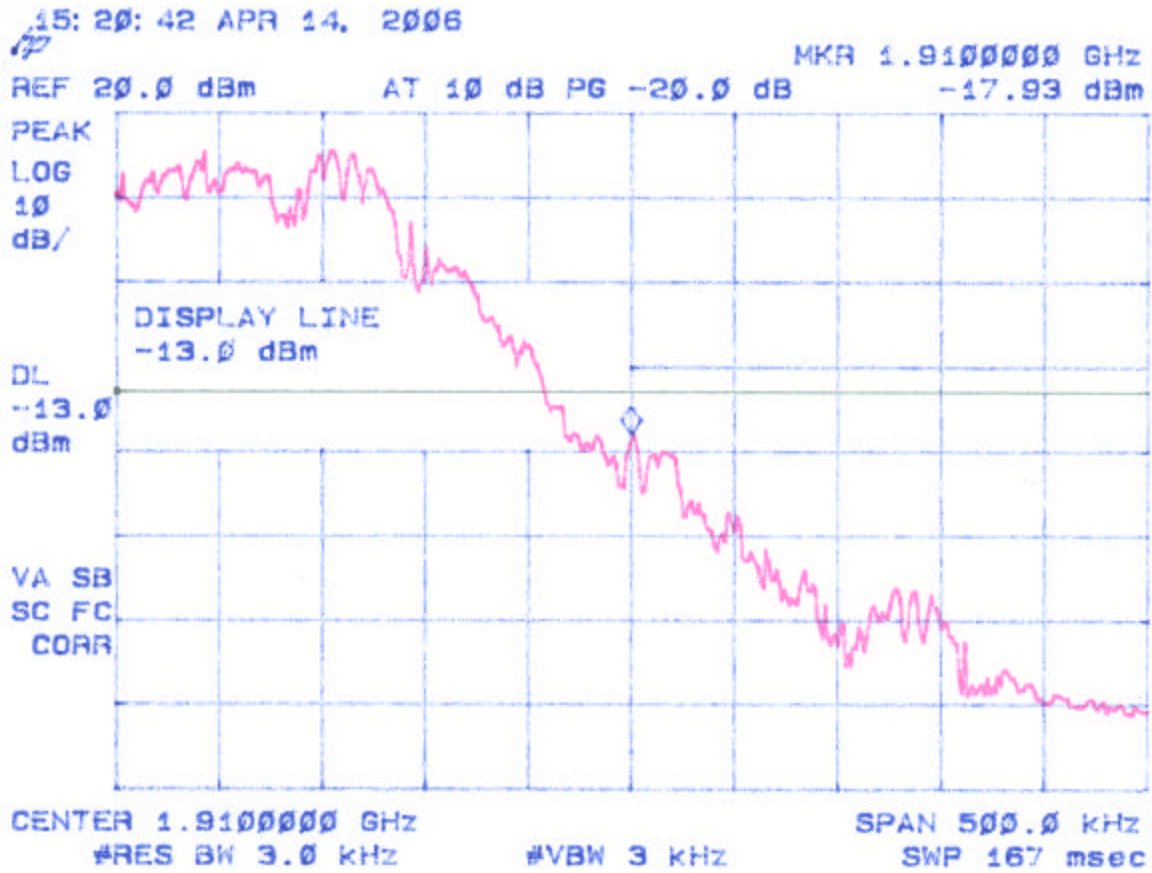
Report Number: 06-0011

Issue Date: April 18, 2006

Customer: Sicom test s.r.l.

Model: GM862-QUAD / GM862-QUAD-PY Modular Transmitter

**Figure 4d.**  
**Band Edge Compliance**



Report Number: 06-0011

Issue Date: April 18, 2006

Customer: Sicom test s.r.l.

Model: GM862-QUAD / GM862-QUAD-PY Modular Transmitter

---

## **2.9 Occupied Bandwidth (FCC Section 2.1049)**

EUT was modulated by its own internal sources. Low, Middle and High Channels were tested. The bandwidth of the fundamental was measured using a spectrum analyzer. The results are shown in Figure 5a through Figure 5f. Long sweep times were applied near to the fundamental to ensure a good signal was obtained.

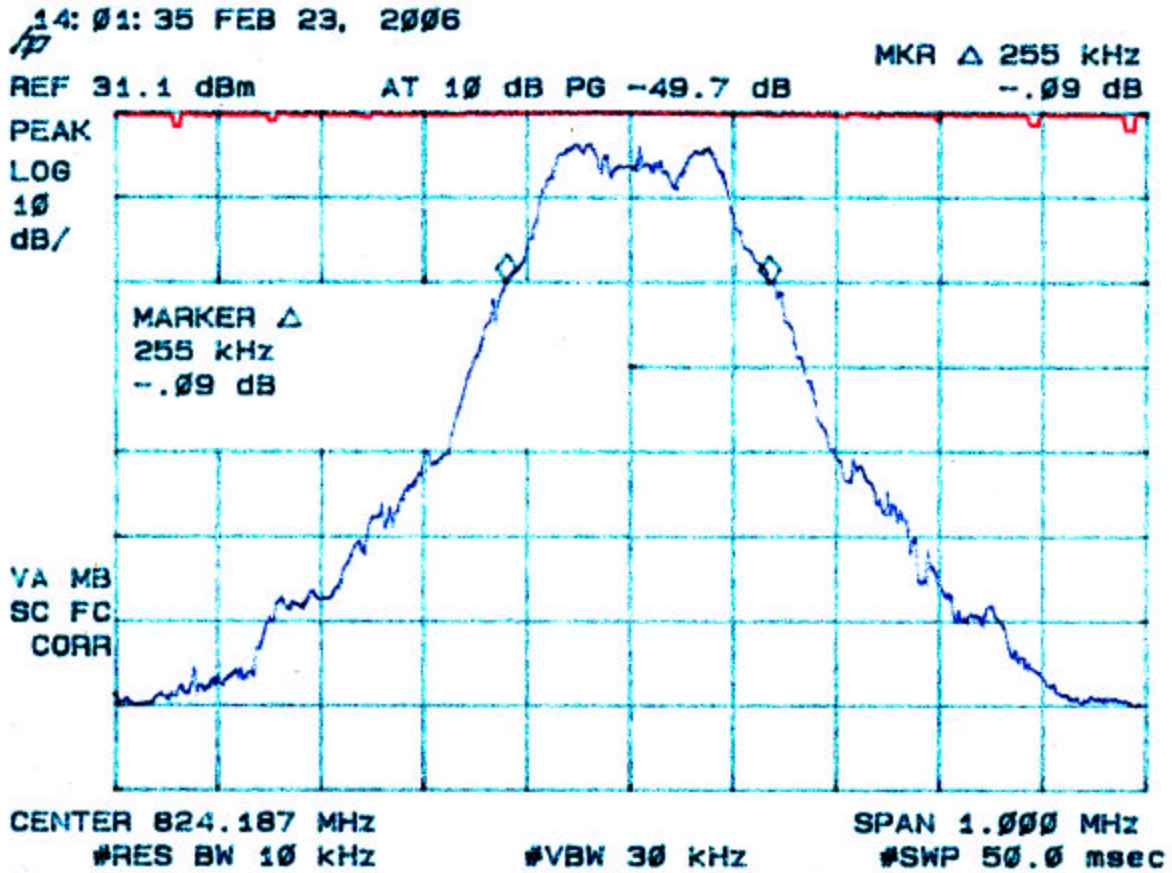
Report Number: 06-0011

Issue Date: April 18, 2006

Customer: Sicom test s.r.l.

Model: GM862-QUAD / GM862-QUAD-PY Modular Transmitter

**Figure 5a.**  
**Band Width Compliance - Low**  
**824 MHz to 848 MHz Range**





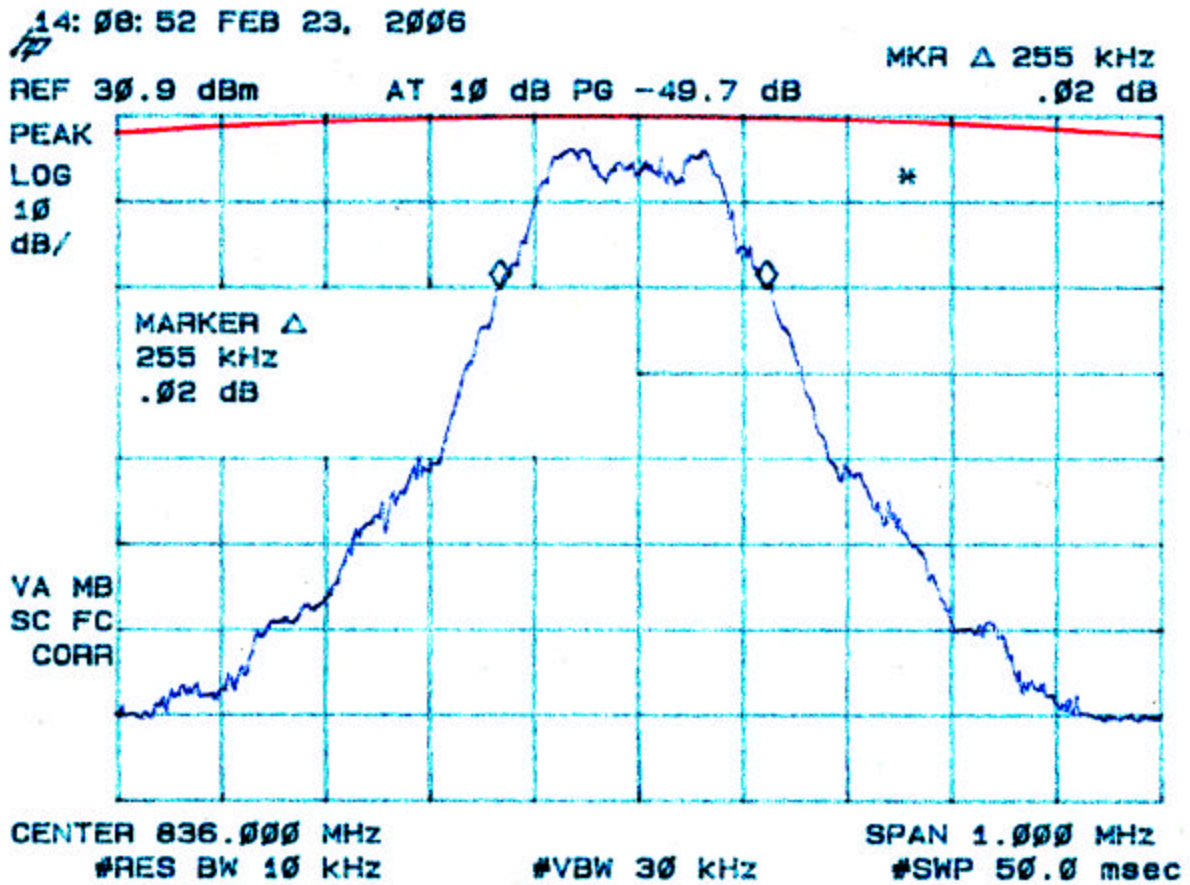
Report Number: 06-0011

Issue Date: April 18, 2006

Customer: Sicom test s.r.l.

Model: GM862-QUAD / GM862-QUAD-PY Modular Transmitter

**Figure 5b.**  
**Band Width Compliance - Low**  
**824 MHz to 848 MHz Range**



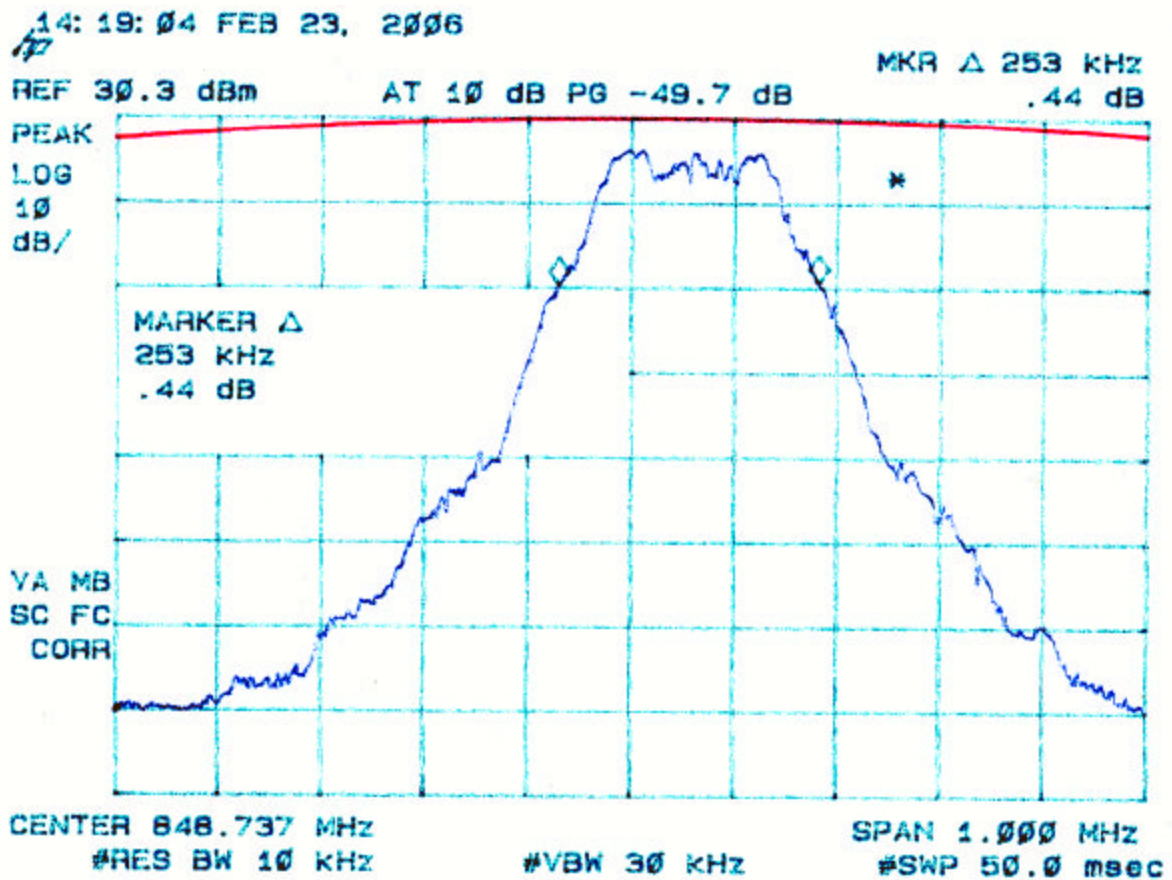
Report Number: 06-0011

Issue Date: April 18, 2006

Customer: Sicom test s.r.l.

Model: GM862-QUAD / GM862-QUAD-PY Modular Transmitter

**Figure 5c.**  
**Band Width Compliance - High**  
**824 MHz to 848 MHz Range**



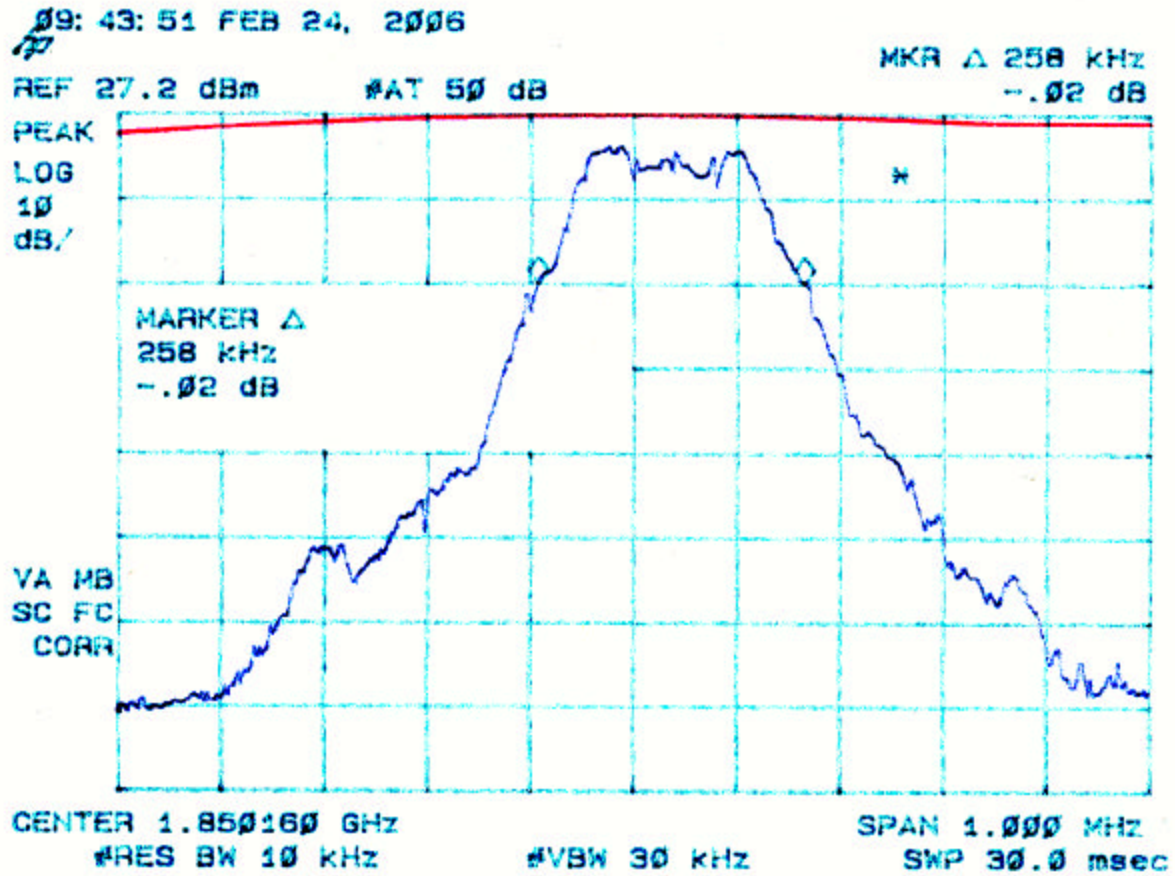
Report Number: 06-0011

Issue Date: April 18, 2006

Customer: Sicom test s.r.l.

Model: GM862-QUAD / GM862-QUAD-PY Modular Transmitter

**Figure 5d.**  
**Band Width Compliance - Low**  
**1850 MHz to 1909 MHz Range**



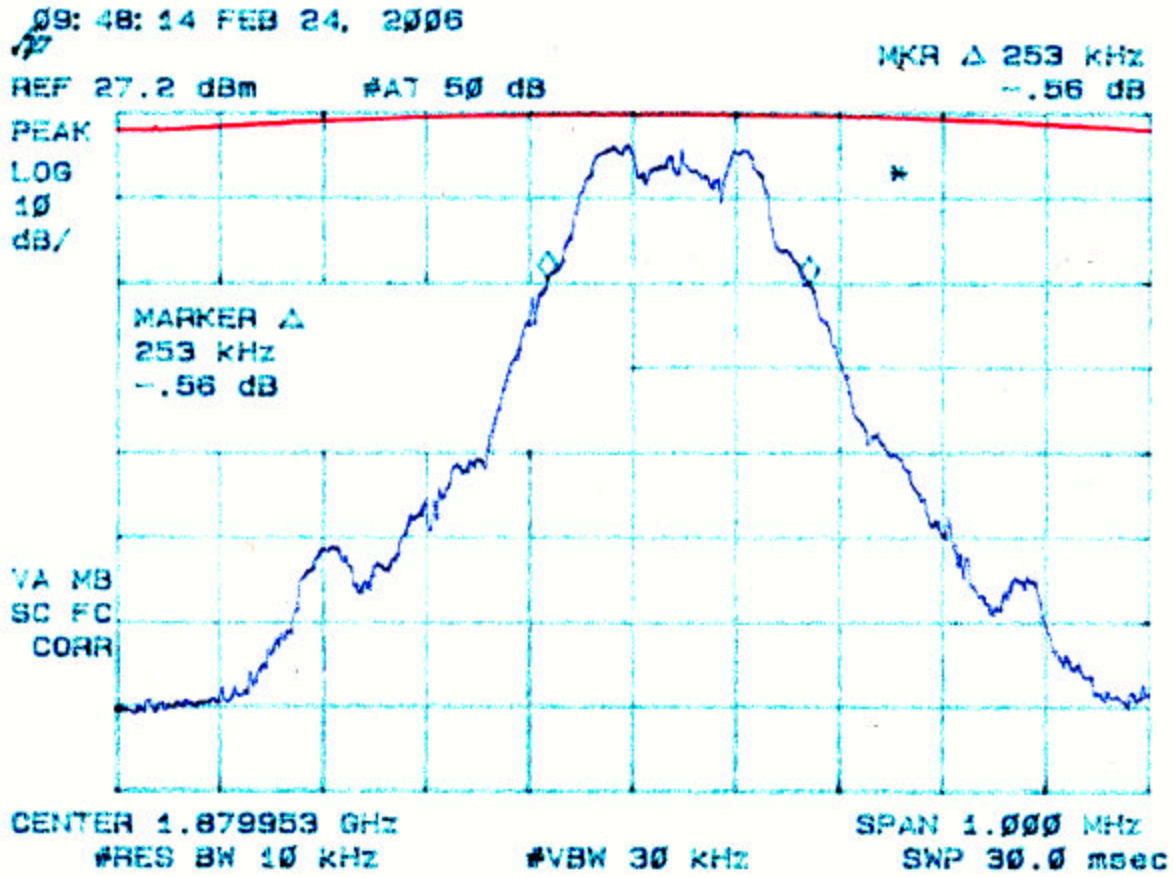
Report Number: 06-0011

Issue Date: April 18, 2006

Customer: Sicom test s.r.l.

Model: GM862-QUAD / GM862-QUAD-PY Modular Transmitter

**Figure 5e.**  
**Band Width Compliance - Mid**  
**1850 MHz to 1909 MHz Range**



Report Number: 06-0011

Issue Date: April 18, 2006

Customer: Sicom test s.r.l.

Model: GM862-QUAD / GM862-QUAD-PY Modular Transmitter

**Figure 5f.**  
**Band Width Compliance - High**  
**1850 MHz to 1909 MHz Range**

