

## Appendix A. Setup Photographs


<FCC Part 22, 24, 27, 90>

<Radiated Emission>


(03CH13-HY)

EUT antenna polarization (Horizontal)


LF



HF



SHF




<FCC Part 22, 24, 27, 90>

<Radiated Emission>


(03CH13-HY)

EUT antenna polarization (Vertical)

LF



HF



SHF




<FCC Part 22, 24, 27>

<Radiated Emission>


(03CH07-HY)

EUT antenna polarization (Horizontal)


LF



HF



SHF




<FCC Part 22, 24, 27>

<Radiated Emission>


(03CH07-HY)

EUT antenna polarization (Vertical)


LF



HF



SHF






<FCC Part 27, 96>

<Radiated Emission>


(03CH12-HY)

EUT antenna polarization (Horizontal)


LF



HF



SHF




<FCC Part 27, 96>

<Radiated Emission>


(03CH12-HY)

EUT antenna polarization (Vertical)


LF



HF



SHF



————THE END————