



FCC RADIO TEST REPORT

FCC ID : RI7FN980M
Equipment : 5G/ LTE M.2 Data Card
Brand Name : Telit
Model Name : FN980m
Marketing Name : FN980m
Applicant : TELIT COMMUNICATIONS S.P.A.
VIA STAZIONE DI PROSECCO 5B -
SGONICO -TRIESTE - ITALY
Manufacturer : TELIT COMMUNICATIONS S.P.A.
VIA STAZIONE DI PROSECCO 5B -
SGONICO -TRIESTE - ITALY
Standard : FCC 47 CFR Part 2, 22(H), 24(E), 27

The product was received on Aug. 11, 2021 and testing was started from Aug. 30, 2021 and completed on Sep. 16, 2021. We, Sporton International Inc. EMC & Wireless Communications Laboratory, would like to declare that the tested sample has been evaluated in accordance with the test procedures given in ANSI / TIA-603-E and has been in compliance with the applicable technical standards.

The test results in this variant report apply exclusively to the tested model / sample. Without written approval of Sporton International Inc. EMC & Wireless Communications Laboratory, the test report shall not be reproduced except in full.

Louis Wu

Approved by: Louis Wu

Sporton International Inc. EMC & Wireless Communications Laboratory

No. 52, Huaya 1st Rd., Guishan Dist., Taoyuan City 333, Taiwan (R.O.C.)



Table of Contents

History of this test report.....	3
Summary of Test Result.....	4
1 General Description	6
1.1 Product Feature of Equipment Under Test.....	6
1.2 Modification of EUT	6
1.3 Testing Location	6
1.4 Applicable Standards.....	7
2 Test Configuration of Equipment Under Test	8
2.1 Test Mode.....	8
2.2 Connection Diagram of Test System.....	11
2.3 Support Unit used in test configuration and system	11
2.4 Frequency List of Low/Middle/High Channels	12
3 Conducted Test Items.....	24
3.1 Measuring Instruments	24
3.2 Conducted Output Power and ERP/EIRP	25
4 Radiated Test Items	26
4.1 Measuring Instruments	26
4.2 Radiated Spurious Emission Measurement	28
5 List of Measuring Equipment.....	29
6 Uncertainty of Evaluation.....	30
Appendix A. Test Results of Conducted Test	
Appendix B. Test Results of Radiated Test	
Appendix C. Test Setup Photographs	



History of this test report

Report No.	Version	Description	Issued Date
FG031715-09B	01	Initial issue of report	Oct. 01, 2021



Summary of Test Result

Report Clause	Ref Std. Clause	Test Items	Result (PASS/FAIL)	Remark
3.2	§2.1046	Conducted Output Power	Pass	-
	§22.913 (a)(5)	Effective Radiated Power (Band 5) (Band 26)		
	§27.50 (b)(10) §27.50 (c)(10)	Effective Radiated Power (Band 12) (Band 13) (Band 17) (Band 71)		
	§24.232 (c) §27.50 (h)(2)	Equivalent Isotropic Radiated Power (Band 2) (Band 25) (Band 7) (Band 38) (Band 41)		
	§27.50 (d)(4)	Equivalent Isotropic Radiated Power (Band 4) (Band 66)		
-	§24.232 (d) §27.50 (d)(5)	Peak-to-Average Ratio	Not Required	-
-	§2.1049	Occupied Bandwidth	Not Required	-
-	§2.1051 §22.917 (a) §24.238 (a) §27.53 (c)(2)(4) §27.53 (g) §27.53 (h)	Conducted Band Edge Measurement (Band 2) (Band 4) (Band 5) (Band 12) (Band 13) (Band 17) (Band 25) (Band 26) (Band 66) (Band 71)	Not Required	-
	§2.1051 §27.53 (m)(4)	Conducted Band Edge Measurement (Band 7) (Band 38) (Band 41)		
-	§2.1051 §22.917 (a) §24.238 (a) §27.53 (c)(2) §27.53 (g) §27.53 (h)	Conducted Spurious Emission (Band 2) (Band 4) (Band 5) (Band 12) (Band 13) (Band 17) (Band 25) (Band 26) (Band 66) (Band 71)	Not Required	-
	§2.1051 §27.53 (m)(4)	Conducted Spurious Emission (Band 7) (Band 38) (Band 41)		
-	§2.1055 §22.355 §24.235 §27.54	Frequency Stability Temperature & Voltage	Not Required	-



Report Clause	Ref Std. Clause	Test Items	Result (PASS/FAIL)	Remark
4.2	§2.1053 §22.917 (a) §24.238 (a) §27.53 (c)(2) §27.53 (f) §27.53 (g) §27.53 (h)	Radiated Spurious Emission (Band 2) (Band 4) (Band 5) (Band 12) (Band 13) (Band 17) (Band 25) (Band 26) (Band 66) (Band 71)	Pass	Under limit 14.76 dB at 1560.000 MHz
	§2.1051 §27.53 (m)(4)	Radiated Spurious Emission (Band 7) (Band 38) (Band 41)		

Remark:

- Not required means after assessing, test items are not necessary to carry out.
- This is a variant report which can be referred Product Equality Declaration. All the test cases were performed on original report which can be referred to Sporton Report Number FG031715-01B. Based on the original report, the Conducted Output Power test cases were verified. The verify test of Radiated Spurious Emission that only spot check has been done on some representative bands.

Declaration of Conformity:

The test results with all measurement uncertainty excluded are presented in accordance with the regulation limits or requirements declared by manufacturers.

Comments and Explanations:

The declared of product specification for EUT presented in the report are provided by the manufacturer, and the manufacturer takes all the responsibilities for the accuracy of product specification.

Reviewed by: Avis Chuang

Report Producer: Lucy Wu



1 General Description

1.1 Product Feature of Equipment Under Test

WCDMA/LTE/5G NR, and GNSS.

Product Specification subjective to this standard	
Antenna Type	WWAN: <Ant. 0> Dipole Antenna <Ant. 1> Dipole Antenna <Ant. 2> Dipole Antenna <Ant. 3> Dipole Antenna GNSS : <1559 MHz ~ 1610 MHz>: <Ant. 3> Dipole Antenna <Ant. 4> Dipole Antenna <1164 MHz ~ 1215 MHz>: <Ant. 2> Dipole Antenna

Remark: The above EUT's information was declared by manufacturer. Please refer to Comments and Explanations in report summary.

1.2 Modification of EUT

No modifications are made to the EUT during all test items.

1.3 Testing Location

Test Site	Sporton International Inc. EMC & Wireless Communications Laboratory	
Test Site Location	No.52, Huaya 1st Rd., Guishan Dist., Taoyuan City 333, Taiwan (R.O.C.) TEL: +886-3-327-3456 FAX: +886-3-328-4978	
Test Site No.	Sporton Site No.	
	TH03-HY	03CH07-HY
Test Engineer	Bryant Liu	Jesse Wang and Stan Hsieh
Temperature	23~25°C	24.2~25.5°C
Relative Humidity	54~56%	53.9~55.7%

Note: The test site complies with ANSI C63.4 2014 requirement.

FCC Designation No.: TW1190



1.4 Applicable Standards

According to the specifications of the manufacturer, the EUT must comply with the requirements of the following standards:

- ♦ ANSI C63.26-2015
- ♦ ANSI / TIA-603-E
- ♦ FCC 47 CFR Part 2, 22(H), 24(E), 27
- ♦ FCC KDB 971168 D01 Power Meas. License Digital Systems v03r01
- ♦ FCC KDB 412172 D01 Determining ERP and EIRP v01r01
- ♦ FCC KDB 414788 D01 Radiated Test Site v01r01.

Remark:

1. All test items were verified and recorded according to the standards and without any deviation during the test.
2. This EUT has also been tested and complied with the requirements of FCC Part 15, Subpart B, recorded in a separate test report.
3. The TAF code is not including all the FCC KDB listed without accreditation.



2 Test Configuration of Equipment Under Test

2.1 Test Mode

Antenna port conducted and radiated test items listed below are performed according to KDB 971168 D01 Power Meas. License Digital Systems v03r01 with maximum output power.

The measured emission level of the EUT was maximized by rotating the EUT on a turntable, adjusting the orientation of the EUT and EUT antenna in two config (Horizontal and Vertical), and adjusting the measurement antenna orientation, following C63.26 exploratory test procedures and find (Ant. Horizontal for LTE Band 13; Ant. Vertical for LTE Band 41C_HPUE) as worst plane.

Test Items	Band	Bandwidth (MHz)						Modulation			RB #			Test Channel		
		1.4	3	5	10	15	20	QPSK	16QAM	64QAM	1	Half	Full	L	M	H
Max. Output Power	2	v	v	v	v	v	v	v	v	v	v	v	v	v	v	v
	4	v	v	v	v	v	v	v	v	v	v	v	v	v	v	v
	5	v	v	v	v	-	-	v	v	v	v	v	v	v	v	v
	7	-	-	v	v	v	v	v	v	v	v	v	v	v	v	v
	12	v	v	v	v	-	-	v	v	v	v	v	v	v	v	v
	13	-	-	v	v	-	-	v	v	v	v	v	v	v	v	v
	17	-	-	v	v	-	-	v	v	v	v	v	v	v	v	v
	25	v	v	v	v	v	v	v	v	v	v	v	v	v	v	v
	26	v	v	v	v	v	-	v	v	v	v	v	v	v	v	v
	38	-	-	v	v	v	v	v	v	v	v	v	v	v	v	v
	41	-	-	v	v	v	v	v	v	v	v	v	v	v	v	v
	66	v	v	v	v	v	v	v	v	v	v	v	v	v	v	v
71	-	-	v	v	v	v	v	v	v	v	v	v	v	v	v	



Test Items	Band	Bandwidth (MHz)						Modulation			RB #			Test Channel			
		1.4	3	5	10	15	20	QPSK	16QAM	64QAM	1	Half	Full	L	M	H	
E.R.P / E.I.R.P	2	v	v	v	v	v	v	v	v	v	Max. Power						
	4	v	v	v	v	v	v	v	v	v							
	5	v	v	v	v	-	-	v	v	v							
	7	-	-	v	v	v	v	v	v	v							
	12	v	v	v	v	-	-	v	v	v							
	13	-	-	v	v	-	-	v	v	v							
	17	-	-	v	v	-	-	v	v	v							
	25	v	v	v	v	v	v	v	v	v							
	26	v	v	v	v	v	-	v	v	v							
	38	-	-	v	v	v	v	v	v	v							
	41	-	-	v	v	v	v	v	v	v							
	66	v	v	v	v	v	v	v	v	v							
71	-	-	v	v	v	v	v	v	v								
Radiated Spurious Emission	13	-	-	v		-	-	v			v				v		
Remark	1. The mark "v" means that this configuration is chosen for testing 2. The mark "-" means that this bandwidth is not supported. 3. The device is investigated from 30MHz to 10 times of fundamental signal for radiated spurious emission test under different RB size/offset and modulations in exploratory test. Subsequently, only the worst case emissions are reported.																

Test Items	Band	Bandwidth (MHz)					Modulation			RB #			Test Channel		
		3+5	5+3	5+10	10+5	10+10	QPSK	16QAM	64QAM	1	Half	Full	L	M	H
Max. Output Power	5B_CA	v	v	v	v	v	v	v	v	v		v	v	v	v
E.R.P.	5B_CA	v	v	v	v	v	v	v	v	Max. Power					
Remark	1. The mark "v" means that this configuration is chosen for testing 2. The mark "-" means that this bandwidth is not supported.														

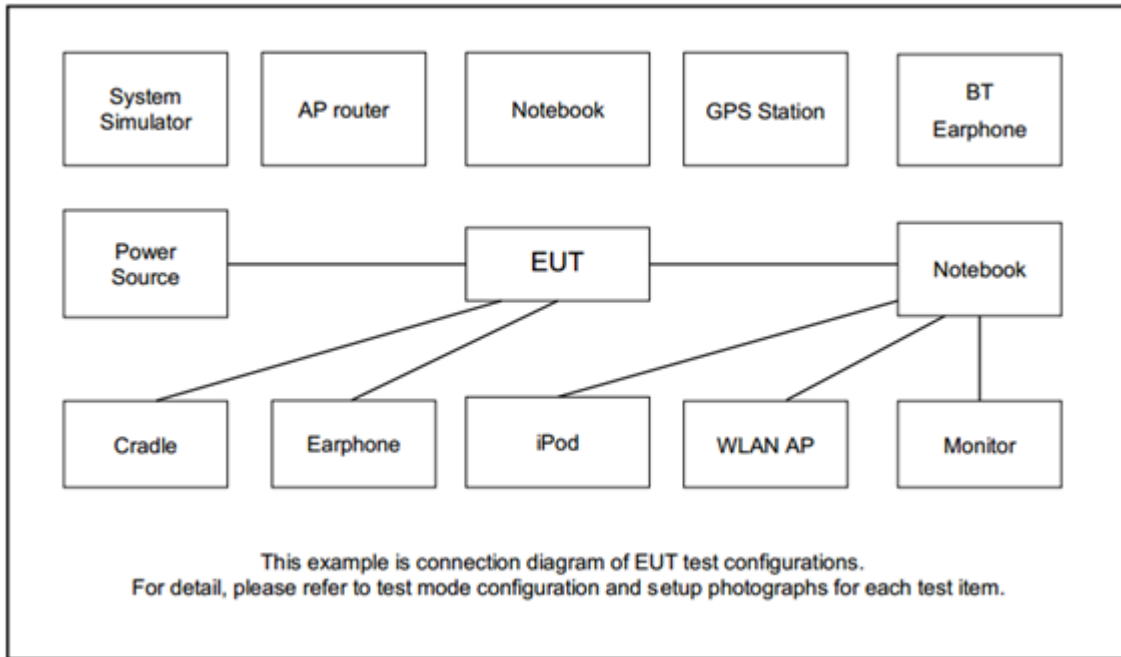


Test Items	Band	Bandwidth (MHz)									Modulation			RB #			Test Channel				
		20+20	20+15	15+20	20+10	10+20	20+5	5+20	15+15	15+10	10+15	QPSK	16QAM	64QAM	1	Half	Full	L	M	H	
Max. Output Power	7_CA	v	v	v	v	v	-	-	v	v	-	v	v	v	v		v	v	v	v	
	38_CA	v	-	-	-	-	-	-	v	-	-	v	v	v	v		v	v	v	v	
	41_CA	v	v	v	v	v	v	v	v	v	v	v	v	v	v		v	v	v	v	
E.I.R.P.	7_CA	v	v	v	v	v	-	-	v	v	-	v	v	v	Max. Power						
	38_CA	v	-	-	-	-	-	-	v	-	-	v	v	v							
	41_CA	v	v	v	v	v	v	v	v	v	v	v	v	v							
Radiated Spurious Emission	41_CA	v										v			v						v
Remark	1. The mark "v" means that this configuration is chosen for testing 2. The mark "-" means that this bandwidth is not supported. 3. The device is investigated from 30MHz to 10 times of fundamental signal for radiated spurious emission test under different RB size/offset and modulations in exploratory test. Subsequently, only the worst case emissions are reported.																				

Test Items	Band	Bandwidth (MHz)						Modulation			RB #			Test Channel		
		5+5	5+10	10+5	5+15	15+5	10+10	QPSK	16QAM	64QAM	1	Half	Full	L	M	H
Max. Output Power	66B_CA	v	v	v	v	v	v	v	v	v	v		v	v	v	v
E.I.R.P.	66B_CA	v	v	v	v	v	v	v	v	v	Max. Power					
Remark	1. The mark "v" means that this configuration is chosen for testing 2. The mark "-" means that this bandwidth is not supported.															

Test Items	Band	Bandwidth (MHz)									Modulation			RB #			Test Channel		
		10+15	15+10	10+20	20+10	15+15	15+20	20+15	20+5	5+20	20+20	QPSK	16QAM	64QAM	1	Half	Full	L	M
Max. Output Power	66C_CA	v	v	v	v	v	v	v	v	v	v	v	v	v		v	v	v	v
E.I.R.P.	66C_CA	v	v	v	v	v	v	v	v	v	v	v	v	Max. Power					
Remark	1. The mark "v" means that this configuration is chosen for testing 2. The mark "-" means that this bandwidth is not supported.																		

2.2 Connection Diagram of Test System



2.3 Support Unit used in test configuration and system

Item	Equipment	Brand Name	Model No.	FCC ID	Data Cable	Power Cord
1.	DC power Supply	Agilent	E3610A	N/A	N/A	N/A
2.	System Simulator	Anritsu	MT8821C	N/A	N/A	Unshielded, 1.8 m



2.4 Frequency List of Low/Middle/High Channels

LTE Band 2 Channel and Frequency List				
BW [MHz]	Channel/Frequency(MHz)	Lowest	Middle	Highest
20	Channel	18700	18900	19100
	Frequency	1860	1880	1900
15	Channel	18675	18900	19125
	Frequency	1857.5	1880	1902.5
10	Channel	18650	18900	19150
	Frequency	1855	1880	1905
5	Channel	18625	18900	19175
	Frequency	1852.5	1880	1907.5
3	Channel	18615	18900	19185
	Frequency	1851.5	1880	1908.5
1.4	Channel	18607	18900	19193
	Frequency	1850.7	1880	1909.3

LTE Band 4 Channel and Frequency List				
BW [MHz]	Channel/Frequency(MHz)	Lowest	Middle	Highest
20	Channel	20050	20175	20300
	Frequency	1720	1732.5	1745
15	Channel	20025	20175	20325
	Frequency	1717.5	1732.5	1747.5
10	Channel	20000	20175	20350
	Frequency	1715	1732.5	1750
5	Channel	19975	20175	20375
	Frequency	1712.5	1732.5	1752.5
3	Channel	19965	20175	20385
	Frequency	1711.5	1732.5	1753.5
1.4	Channel	19957	20175	20393
	Frequency	1710.7	1732.5	1754.3



LTE Band 5 Channel and Frequency List				
BW [MHz]	Channel/Frequency(MHz)	Lowest	Middle	Highest
10	Channel	20450	20525	20600
	Frequency	829	836.5	844
5	Channel	20425	20525	20625
	Frequency	826.5	836.5	846.5
3	Channel	20415	20525	20635
	Frequency	825.5	836.5	847.5
1.4	Channel	20407	20525	20643
	Frequency	824.7	836.5	848.3

LTE Band 7 Channel and Frequency List				
BW [MHz]	Channel/Frequency(MHz)	Lowest	Middle	Highest
20	Channel	20850	21100	21350
	Frequency	2510	2535	2560
15	Channel	20825	21100	21375
	Frequency	2507.5	2535	2562.5
10	Channel	20800	21100	21400
	Frequency	2505	2535	2565
5	Channel	20775	21100	21425
	Frequency	2502.5	2535	2567.5

LTE Band 12 Channel and Frequency List				
BW [MHz]	Channel/Frequency(MHz)	Lowest	Middle	Highest
10	Channel	23060	23095	23130
	Frequency	704	707.5	711
5	Channel	23035	23095	23155
	Frequency	701.5	707.5	713.5
3	Channel	23025	23095	23165
	Frequency	700.5	707.5	714.5
1.4	Channel	23017	23095	23173
	Frequency	699.7	707.5	715.3



LTE Band 13 Channel and Frequency List				
BW [MHz]	Channel/Frequency(MHz)	Lowest	Middle	Highest
10	Channel	-	23230	-
	Frequency	-	782	-
5	Channel	23205	23230	23255
	Frequency	779.5	782	784.5

LTE Band 17 Channel and Frequency List				
BW [MHz]	Channel/Frequency(MHz)	Lowest	Middle	Highest
10	Channel	23780	23790	23800
	Frequency	709	710	711
5	Channel	23755	23790	23825
	Frequency	706.5	710	713.5

LTE Band 25 Channel and Frequency List				
BW [MHz]	Channel/Frequency(MHz)	Lowest	Middle	Highest
20	Channel	26140	26340	26590
	Frequency	1860	1880	1905
15	Channel	26115	26340	26615
	Frequency	1857.5	1880	1907.5
10	Channel	26090	26340	26640
	Frequency	1855	1880	1910
5	Channel	26065	26340	26665
	Frequency	1852.5	1880	1912.5
3	Channel	26055	26340	26675
	Frequency	1851.5	1880	1913.5
1.4	Channel	26047	26340	26683
	Frequency	1850.7	1880	1914.3



LTE Band 26 Channel and Frequency List				
BW [MHz]	Channel/Frequency(MHz)	Lowest	Middle	Highest
15	Channel	26865	26915	26965
	Frequency	831.5	836.5	841.5
10	Channel	26840	26915	26990
	Frequency	829.0	836.5	844.0
5	Channel	26815	26915	27015
	Frequency	826.5	836.5	846.5
3	Channel	26805	26915	27025
	Frequency	825.5	836.5	847.5
1.4	Channel	26797	26915	27033
	Frequency	824.7	836.5	848.3

LTE Band 38 Channel and Frequency List				
BW [MHz]	Channel/Frequency(MHz)	Lowest	Middle	Highest
20	Channel	37850	38000	38150
	Frequency	2580.0	2595.0	2610.0
15	Channel	37825	38000	38175
	Frequency	2577.5	2595.0	2612.5
10	Channel	37800	38000	38200
	Frequency	2575.0	2595.0	2615.0
5	Channel	37775	38000	38225
	Frequency	2572.5	2595.0	2617.5

LTE Band 41 Channel and Frequency List				
BW [MHz]	Channel/Frequency(MHz)	Lowest	Middle	Highest
20	Channel	39750	40620	41490
	Frequency	2506.0	2593.0	2680.0
15	Channel	39725	40620	41515
	Frequency	2503.5	2593.0	2682.5
10	Channel	39700	40620	41540
	Frequency	2501.0	2593.0	2685.0
5	Channel	39675	40620	41565
	Frequency	2498.5	2593.0	2687.5



LTE Band 66 Channel and Frequency List				
BW [MHz]	Channel/Frequency(MHz)	Lowest	Middle	Highest
20	Channel	132072	132322	132572
	Frequency	1720	1745	1770
15	Channel	132047	132322	132597
	Frequency	1717.5	1745	1772.5
10	Channel	132022	132322	132622
	Frequency	1715	1745	1775
5	Channel	131997	132322	132647
	Frequency	1712.5	1745	1777.5
3	Channel	131987	132322	132657
	Frequency	1711.5	1745	1778.5
1.4	Channel	131979	132322	132665
	Frequency	1710.7	1745	1779.3

LTE Band 71 Channel and Frequency List				
BW [MHz]	Channel/Frequency(MHz)	Lowest	Middle	Highest
20	Channel	133222	133297	133372
	Frequency	673.0	680.5	688.0
15	Channel	133197	133297	133397
	Frequency	670.5	680.5	690.5
10	Channel	133172	133297	133422
	Frequency	668.0	680.5	693.0
5	Channel	133147	133297	133447
	Frequency	665.5	680.5	695.5



LTE Band 7 Channel and Frequency List_CA					
BW [MHz]	Channel/Frequency(MHz)		Lowest	Middle	Highest
20 + 20	PCC	Channel	20850	21001	21152
		Frequency	2510.0	2525.1	2540.2
	SCC	Channel	21048	21199	21350
		Frequency	2529.8	2544.9	2560.0
20 + 15	PCC	Channel	20850	21026	21201
		Frequency	2510.0	2527.6	2545.1
	SCC	Channel	21021	21197	21372
		Frequency	2527.1	2544.7	2562.2
15 + 20	PCC	Channel	20828	21003	21179
		Frequency	2507.8	2525.3	2542.9
	SCC	Channel	20999	21174	21350
		Frequency	2524.9	2542.4	2560.0
20 + 10	PCC	Channel	20850	21051	21251
		Frequency	2510.0	2530.1	2550.1
	SCC	Channel	20994	21195	21395
		Frequency	2524.4	2544.5	2564.5
10 + 20	PCC	Channel	20805	21006	21206
		Frequency	2505.5	2525.6	2545.6
	SCC	Channel	20949	21150	21350
		Frequency	2519.9	2540.0	2560.0
15 + 15	PCC	Channel	20825	21025	21225
		Frequency	2507.5	2527.5	2547.5
	SCC	Channel	20975	21175	21375
		Frequency	2522.5	2542.5	2562.5
15 + 10	PCC	Channel	20825	21051	21277
		Frequency	2507.5	2530.1	2552.7
	SCC	Channel	20945	21171	21397
		Frequency	2519.5	2542.1	2564.7



LTE Band 38 Channel and Frequency List_CA					
BW [MHz]	Channel/Frequency(MHz)		Lowest	Middle	Highest
20 + 20	PCC	Channel	37850	37901	37952
		Frequency	2580.0	2585.1	2590.2
	SCC	Channel	38048	38099	38150
		Frequency	2599.8	2604.9	2610.0
15+ 15	PCC	Channel	37825	37925	38025
		Frequency	2577.5	2587.5	2597.5
	SCC	Channel	37975	38075	38175
		Frequency	2592.5	2602.5	2612.5

LTE Band 41 Channel and Frequency List_CA					
BW [MHz]	Channel/Frequency(MHz)		Lowest	Middle	Highest
20 + 20	PCC	Channel	39750	40521	41292
		Frequency	2506.0	2583.1	2660.2
	SCC	Channel	39948	40719	41490
		Frequency	2525.8	2602.9	2680.0
20 + 15	PCC	Channel	39750	40546	41341
		Frequency	2506.0	2585.6	2665.1
	SCC	Channel	39921	40717	41512
		Frequency	2523.1	2602.7	2682.2
15 + 20	PCC	Channel	39728	40523	41319
		Frequency	2503.8	2593.3	2662.9
	SCC	Channel	39899	40694	41490
		Frequency	2520.9	2600.4	2680.0
20 + 10	PCC	Channel	39750	40571	41391
		Frequency	2506.0	2588.1	2670.1
	SCC	Channel	39894	40715	41535
		Frequency	2520.4	2602.5	2684.5
10 + 20	PCC	Channel	39705	40526	41346
		Frequency	2501.5	2583.6	2665.6
	SCC	Channel	39849	40670	41490
		Frequency	2515.9	2598.0	2680.0



LTE Band 41 Channel and Frequency List_CA					
BW [MHz]	Channel/Frequency(MHz)		Lowest	Middle	Highest
20 + 5	PCC	Channel	39750	40595	41440
		Frequency	2506.0	2590.5	2675.0
	SCC	Channel	39867	40712	41557
		Frequency	2517.7	2602.2	2686.7
5 + 20	PCC	Channel	39683	40528	41373
		Frequency	2499.3	2583.8	2668.3
	SCC	Channel	39800	40645	41490
		Frequency	2511.0	2595.5	2680.0
15 + 15	PCC	Channel	39725	40545	41365
		Frequency	2503.5	2585.5	2667.5
	SCC	Channel	39875	40695	41515
		Frequency	2518.5	2600.5	2682.5
10 + 15	PCC	Channel	39703	40549	41395
		Frequency	2501.3	2585.9	2670.5
	SCC	Channel	39823	40669	41515
		Frequency	2513.3	2597.9	2682.5
15 + 10	PCC	Channel	39725	40571	41417
		Frequency	2503.5	2588.1	2672.7
	SCC	Channel	39845	40691	41537
		Frequency	2515.5	2600.1	2684.7



LTE Band 5B Channel and Frequency List_CA					
BW [MHz]	Channel/Frequency(MHz)		Lowest	Middle	Highest
3 + 5	PCC	Channel	20416	20501	20586
		Frequency	825.6	834.1	842.6
	SCC	Channel	20455	20540	20575
		Frequency	829.5	838	841.5
5 + 3	PCC	Channel	20425	20510	20595
		Frequency	826.5	835	843.5
	SCC	Channel	20549	20634	20500
		Frequency	830.4	838.9	847.4
5 + 10	PCC	Channel	20428	20478	20528
		Frequency	826.8	831.8	836.8
	SCC	Channel	20500	20550	20600
		Frequency	834	839	844
10 + 5	PCC	Channel	20450	20500	20550
		Frequency	829	834	839
	SCC	Channel	20522	20572	20622
		Frequency	836.2	841.2	846.2
10 + 10	PCC	Channel	20450	20476	20501
		Frequency	829	831.6	834.1
	SCC	Channel	20549	20575	20600
		Frequency	838.9	841.5	844



LTE Band 66B Channel and Frequency List_CA					
BW [MHz]	Channel/Frequency(MHz)		Lowest	Middle	Highest
5 + 5	PCC	Channel	131997	132398	132599
		Frequency	1712.5	1752.6	1772.7
	SCC	Channel	132045	133346	132647
		Frequency	1717.3	1757.4	1777.5
5 + 10	PCC	Channel	132000	132375	132550
		Frequency	1712.8	1750.3	1767.8
	SCC	Channel	132072	133347	132622
		Frequency	1720	1757.5	1775
10 + 5	PCC	Channel	132022	132397	132572
		Frequency	1715	1752.5	1770
	SCC	Channel	132094	133369	132644
		Frequency	1722.2	1759.7	1777.2
5 + 15	PCC	Channel	132002	132353	132504
		Frequency	1713	1748.1	1763.2
	SCC	Channel	132095	133346	132597
		Frequency	1722.3	1757.4	1772.5
15 + 5	PCC	Channel	132047	132398	132549
		Frequency	1717.5	1752.6	1767.7
	SCC	Channel	132140	133391	132642
		Frequency	1726.8	1761.9	1777
10 + 10	PCC	Channel	132022	132373	135523
		Frequency	1715	1750.1	1765.1
	SCC	Channel	132121	133372	132622
		Frequency	1724.9	1760	1775



LTE Band 66C Channel and Frequency List_CA					
BW [MHz]	Channel/Frequency(MHz)		Lowest	Middle	Highest
10 + 15	PCC	Channel	132025	132351	132477
		Frequency	1715.3	1747.9	1760.5
	SCC	Channel	132145	133371	132597
		Frequency	1727.3	1759.9	1772.5
15 + 10	PCC	Channel	132047	132373	132499
		Frequency	1717.5	1750.1	1762.7
	SCC	Channel	132167	133393	132619
		Frequency	1729.5	1761.1	1774.7
10 + 20	PCC	Channel	132027	132328	132428
		Frequency	1715.5	1745.6	1755.6
	SCC	Channel	131171	133372	132572
		Frequency	1729.9	1760	1770
20 + 10	PCC	Channel	132072	132373	132473
		Frequency	1720	1750.1	1760.1
	SCC	Channel	132216	133417	132617
		Frequency	1734.4	1764.5	1774.5
15 + 15	PCC	Channel	132047	132347	132447
		Frequency	1717.5	1747.5	1757.5
	SCC	Channel	132197	133397	132597
		Frequency	1732.5	1762.5	1772.5
15 + 20	PCC	Channel	132050	132325	132401
		Frequency	1717.8	1745.3	1752.9
	SCC	Channel	132221	133396	132572
		Frequency	1734.9	1762.4	1770
20 + 15	PCC	Channel	132072	132348	132423
		Frequency	1720	1747.6	1755.1
	SCC	Channel	132243	133419	132594
		Frequency	1737.1	1764.7	1772.2
20 + 5	PCC	Channel	132072	132397	132522
		Frequency	1720	1752.5	1765
	SCC	Channel	132189	133414	132639
		Frequency	1731.7	1764.2	1776.7



LTE Band 66C Channel and Frequency List_CA					
BW [MHz]	Channel/Frequency(MHz)		Lowest	Middle	Highest
5 + 20	PCC	Channel	132005	132330	132455
		Frequency	1713.3	1745.8	1758.3
	SCC	Channel	132122	132447	132572
		Frequency	1725	1757.5	1770.0
20 + 20	PCC	Channel	132072	132323	132374
		Frequency	1720	1745.1	1750.2
	SCC	Channel	132270	133421	132572
		Frequency	1739.8	1764.9	1770

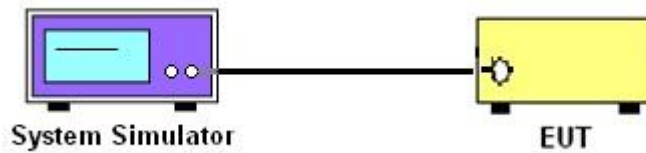
3 Conducted Test Items

3.1 Measuring Instruments

See list of measuring instruments of this test report.

3.1.1 Test Setup

3.1.2 Conducted Output Power



3.1.3 Test Result of Conducted Test

Please refer to Appendix A.



3.2 Conducted Output Power and ERP/EIRP

3.2.1 Description of the Conducted Output Power Measurement and ERP/EIRP Measurement

A system simulator was used to establish communication with the EUT. Its parameters were set to force the EUT transmitting at maximum output power. The measured power in the radio frequency on the transmitter output terminals shall be reported.

The ERP of mobile transmitters must not exceed 7 Watts for LTE Band 5 and Band 26

The ERP of mobile transmitters must not exceed 3 Watts for LTE Band 12 and Band 13 and Band 17 and Band 71

The EIRP of mobile transmitters must not exceed 2 Watts for LTE Band 2 and Band 25 and Band 7 and Band 38 and Band 41

The EIRP of mobile transmitters must not exceed 1 Watts for LTE Band 4 and Band 66

According to KDB 412172 D01 Power Approach,

$EIRP = P_T + G_T - L_C$, $ERP = EIRP - 2.15$, where

P_T = transmitter output power in dBm

G_T = gain of the transmitting antenna in dBi

L_C = signal attenuation in the connecting cable between the transmitter and antenna in dB

3.2.2 Test Procedures

1. The transmitter output port was connected to the system simulator.
2. Set EUT at maximum power through the system simulator.
3. Select lowest, middle, and highest channels for each band and different modulation.
4. Measure and record the power level from the system simulator.

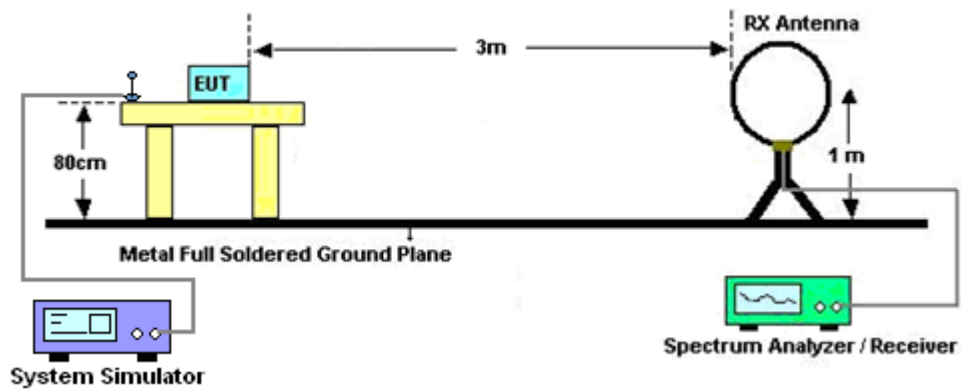
4 Radiated Test Items

4.1 Measuring Instruments

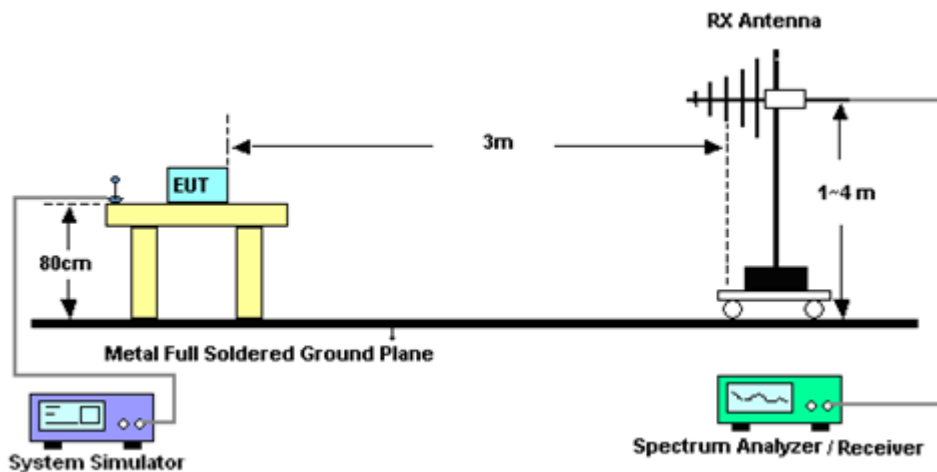
See list of measuring instruments of this test report.

4.1.1 Test Setup

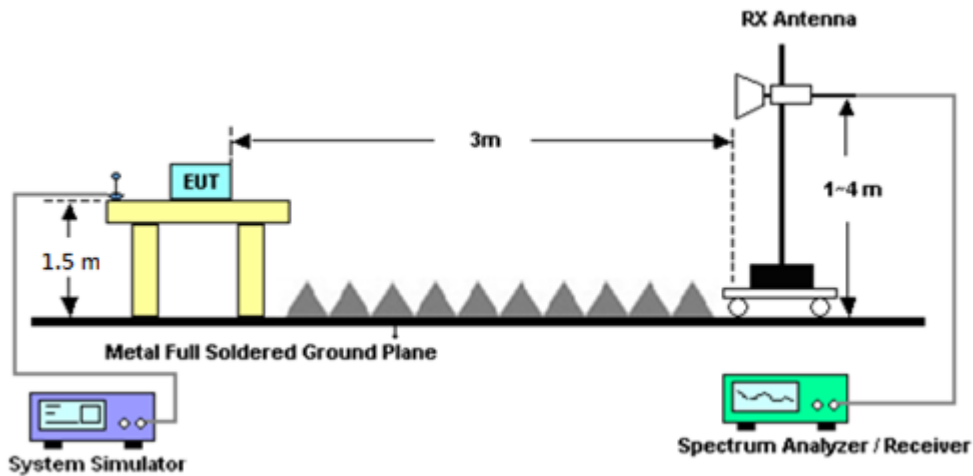
For radiated test below 30MHz



For radiated test from 30MHz to 1GHz



For radiated test above 1GHz



4.1.2 Test Result of Radiated Test

Please refer to Appendix B.

Note:

The low frequency, which started from 9 kHz to 30MHz, was pre-scanned and the result which was 20dB lower than the limit line was not reported.

There is adequate comparison measurement of both open-field test site and alternative test site - semi-Anechoic chamber according to 414788 D01 Radiated Test Site v01r01, and the result came out very similar.



4.2 Radiated Spurious Emission Measurement

4.2.1 Description of Radiated Spurious Emission Measurement

The radiated spurious emission was measured by substitution method according to ANSI / TIA-603-E. The power of any emission outside of the authorized operating frequency ranges must be attenuated below the transmitter power (P) by a factor of at least $43 + 10 \log (P)$ dB.

For LTE Band 41

The power of any emission outside of the authorized operating frequency ranges must be attenuated below the transmitter power (P) by a factor of at least $55 + 10 \log (P)$ dB.

The spectrum is scanned from 30 MHz up to a frequency including its 10th harmonic.

4.2.2 Test Procedures

The testing follows FCC KDB 971168 D01 v03r01 Section 7 and ANSI / TIA-603-E Section 2.2.12.

1. The EUT was placed on a turntable with 0.8 meter for frequency below 1GHz and 1.5 meter for frequency above 1GHz respectively above ground.
2. The EUT was set 3 meters from the receiving antenna, which was mounted on the antenna tower.
3. The table was rotated 360 degrees to determine the position of the highest spurious emission.
4. The height of the receiving antenna is varied between one meter and four meters to search the maximum spurious emission for both horizontal and vertical polarizations.
5. Make the measurement with the spectrum analyzer's RBW = 1MHz, VBW = 3MHz, taking the record of maximum spurious emission.
6. A horn antenna was substituted in place of the EUT and was driven by a signal generator.
7. Tune the output power of signal generator to the same emission level with EUT maximum spurious emission.
8. Taking the record of output power at antenna port.
9. Repeat step 7 to step 8 for another polarization.
10. The RF fundamental frequency should be excluded against the limit line in the operating frequency band.

The limit line is derived from $43 + 10\log(P)$ dB below the transmitter power P(Watts)

For LTE Band 41

The limit line is derived from $55 + 10\log(P)$ dB below the transmitter power P(Watts)

EIRP (dBm) = S.G. Power – Tx Cable Loss + Tx Antenna Gain

ERP (dBm) = EIRP - 2.15



5 List of Measuring Equipment

Instrument	Brand Name	Model No.	Serial No.	Characteristics	Calibration Date	Test Date	Due Date	Remark
Radio Communication Analyzer	Anritsu	MT8821C	6262025341	LTE FDD/TDD LTE-2CC ULCA/DLCA	Oct. 06, 2020	Aug. 30, 2021~ Sep. 16, 2021	Oct. 05, 2021	Conducted (TH03-HY)
Programmable Power Supply	GW Instek	PSS-2005	EL890001	1V~20V 0.5A~5A	Oct. 11, 2020	Aug. 30, 2021~ Sep. 16, 2021	Oct. 10, 2021	Conducted (TH03-HY)
Coupler	Warison	20dB 25W SMA Directional Coupler	#B	1-18GHz	Jan. 09, 2021	Aug. 30, 2021~ Sep. 16, 2021	Jan. 08, 2022	Conducted (TH03-HY)
Bilog Antenna	TESEQ	CBL 6111D & 00800N1D01N-0 6	35419 & 03	30MHz~1GHz	Apr. 28, 2021	Aug. 30, 2021~ Sep. 01, 2021	Apr. 27, 2022	Radiation (03CH07-HY)
Double Ridge Horn Antenna	ESCO	3117	00075962	1GHz ~ 18GHz	Dec. 01, 2020	Aug. 30, 2021~ Sep. 01, 2021	Nov. 30, 2021	Radiation (03CH07-HY)
Preamplifier	MITEQ	AMF-7D-001018 00-30-10P	1590075	1GHz~18GHz	Apr. 22, 2021	Aug. 30, 2021~ Sep. 01, 2021	Apr. 21, 2022	Radiation (03CH07-HY)
Preamplifier	COM-POWER	PA-103A	161241	10MHz~1GHz	May 18, 2021	Aug. 30, 2021~ Sep. 01, 2021	May 17, 2022	Radiation (03CH07-HY)
Preamplifier	Agilent	8449B	3008A02362	1GHz~26.5GHz	Oct. 31, 2020	Aug. 30, 2021~ Sep. 01, 2021	Oct. 30, 2021	Radiation (03CH07-HY)
Preamplifier	EMEC	EM18G40G	0600789	18-40GHz	Jul. 23, 2021	Aug. 30, 2021~ Sep. 01, 2021	Jul. 22, 2022	Radiation (03CH07-HY)
Spectrum Analyzer	Agilent	N9030A	MY52350276	3Hz~44GHz	Jul. 22, 2021	Aug. 30, 2021~ Sep. 01, 2021	Jul. 21, 2022	Radiation (03CH07-HY)
RF Cable	HUBER + SUHNER	SUCOFLEX 104	MY15682-4	30MHz to 18GHz	Feb. 24, 2021	Aug. 30, 2021~ Sep. 01, 2021	Feb. 23, 2022	Radiation (03CH07-HY)
RF Cable	HUBER + SUHNER	SUCOFLEX 104	MY24971-4	9kHz to 18GHz	Feb. 24, 2021	Aug. 30, 2021~ Sep. 01, 2021	Feb. 23, 2022	Radiation (03CH07-HY)
RF Cable	HUBER + SUHNER	SUCOFLEX 104	MY28655-4	9kHz to 18GHz	Feb. 24, 2021	Aug. 30, 2021~ Sep. 01, 2021	Feb. 23, 2022	Radiation (03CH07-HY)
RF Cable	HUBER + SUHNER	SUCOFLEX 102	MY2858/2,80 1606/2	18GHz~40GHz	Feb. 24, 2021	Aug. 30, 2021~ Sep. 01, 2021	Feb. 23, 2022	Radiation (03CH07-HY)
RF Cable	HUBER + SUHNER	SUCOFLEX 126	532078/126E	30MHz~18GHz	Sep. 18, 2020	Aug. 30, 2021~ Sep. 01, 2021	Sep. 17, 2021	Radiation (03CH07-HY)
RF Cable	HUBER + SUHNER	SUCOFLEX 102	801606/2	9KHz ~ 40GHz	Apr. 03, 2021	Aug. 30, 2021~ Sep. 01, 2021	Apr. 02, 2022	Radiation (03CH07-HY)
Controller	EMEC	EM1000	N/A	Control Ant Mast	Apr. 28, 2021	Aug. 30, 2021~ Sep. 01, 2021	Apr. 27, 2022	Radiation (03CH07-HY)
Controller	MF	MF-7802	N/A	Control Turn table	N/A	Aug. 30, 2021~ Sep. 01, 2021	N/A	Radiation (03CH07-HY)
Antenna Mast	EMEC	AM-BS-4500E	N/A	Boresight mast 1M~4M	Apr. 28, 2021	Aug. 30, 2021~ Sep. 01, 2021	Apr. 27, 2022	Radiation (03CH07-HY)
Turn Table	ChainTek	Chaintek 3000	N/A	0~360 Degree	N/A	Aug. 30, 2021~ Sep. 01, 2021	N/A	Radiation (03CH07-HY)
Software	Audix	E3 6.2009-8-24	N/A	N/A	N/A	Aug. 30, 2021~ Sep. 01, 2021	N/A	Radiation (03CH07-HY)
USB Data Logger	TECPEL	TR-32	HE17XB2495	N/A	Mar. 09, 2021	Aug. 30, 2021~ Sep. 01, 2021	Mar. 08, 2022	Radiation (03CH07-HY)
Horn Antenna	EMCO	3117	00143261	1GHz~18GHz	Jan. 26, 2021	Aug. 30, 2021~ Sep. 01, 2021	Jan. 25, 2022	Radiation (03CH07-HY)
SHF-EHF Horn Antenna	SCHWARZBECK	BBHA 9170	BBHA917025 1	18GHz~40GHz	Dec. 02, 2020	Aug. 30, 2021~ Sep. 01, 2021	Dec. 01, 2021	Radiation (03CH07-HY)
Signal Generator	Rohde & Schwarz	SMF100A	101107	100kHz~40GHz	Dec. 04, 2020	Aug. 30, 2021~ Sep. 01, 2021	Dec. 03, 2021	Radiation (03CH07-HY)



6 Uncertainty of Evaluation

Uncertainty of Radiated Emission Measurement (30 MHz ~ 1000 MHz)

Measuring Uncertainty for a Level of Confidence of 95% ($U = 2Uc(y)$)	3.16 dB
---	---------

Uncertainty of Radiated Emission Measurement (1 GHz ~ 18 GHz)

Measuring Uncertainty for a Level of Confidence of 95% ($U = 2Uc(y)$)	3.71 dB
---	---------

Uncertainty of Radiated Emission Measurement (18 GHz ~ 40 GHz)

Measuring Uncertainty for a Level of Confidence of 95% ($U = 2Uc(y)$)	4.16 dB
---	---------



Appendix A. Test Results of Conducted Test

Conducted Output Power (Average power & ERP/EIRP)

LTE Band 2 Maximum Average Power [dBm] (GT - LC = 6 dB)								
BW [MHz]	RB Size	RB Offset	Mod	Lowest	Middle	Highest	EIRP (dBm)	EIRP (W)
20	1	0	QPSK	22.64	22.57	22.68	28.75	0.7499
20	1	49		22.75	22.51	22.51		
20	1	99		22.68	22.47	22.66		
20	50	0		22.01	21.67	21.81		
20	50	24		22.00	21.74	21.91		
20	50	50		21.88	21.83	22.02		
20	100	0		22.04	21.75	21.91		
20	1	0	16-QAM	22.27	21.95	21.96	28.27	0.6714
20	1	49		22.17	21.89	22.18		
20	1	99		22.05	22.11	22.27		
20	50	0		21.03	20.76	20.84		
20	50	24		20.99	20.73	20.94		
20	50	50		20.94	20.83	21.07		
20	100	0		20.97	20.72	20.96		
20	1	0	64-QAM	21.23	20.91	20.89	27.26	0.5321
20	1	49		20.94	20.75	21.06		
20	1	99		20.97	21.02	21.26		
20	50	0		20.00	19.72	19.89		
20	50	24		20.01	19.73	19.93		
20	50	50		19.89	19.88	20.06		
20	100	0		19.98	19.74	19.92		
Limit	EIRP < 2W			Result			Pass	



LTE Band 2 Maximum Average Power [dBm] (GT - LC = 6 dB)								
BW [MHz]	RB Size	RB Offset	Mod	Lowest	Middle	Highest	EIRP (dBm)	EIRP (W)
15	1	0	QPSK	22.46	22.53	22.60	28.66	0.7345
15	1	37		22.66	22.34	22.35		
15	1	74		22.55	22.28	22.46		
15	36	0		21.93	21.49	21.65		
15	36	20		21.83	21.62	21.87		
15	36	39		21.71	21.77	21.99		
15	75	0		22.00	21.63	21.71		
15	1	0	16-QAM	22.24	21.90	21.87	28.24	0.6668
15	1	37		22.09	21.70	22.17		
15	1	74		21.86	21.98	22.10		
15	36	0		20.84	20.64	20.82		
15	36	20		20.90	20.55	20.81		
15	36	39		20.77	20.83	20.93		
15	75	0		20.92	20.55	20.94		
15	1	0	64-QAM	21.22	20.77	20.72	27.22	0.5272
15	1	37		20.75	20.68	20.93		
15	1	74		20.88	20.82	21.08		
15	36	0		19.92	19.53	19.79		
15	36	20		20.00	19.72	19.87		
15	36	39		19.81	19.80	20.01		
15	75	0		19.94	19.69	19.75		
Limit	EIRP < 2W			Result			Pass	



LTE Band 2 Maximum Average Power [dBm] (GT - LC = 6 dB)								
BW [MHz]	RB Size	RB Offset	Mod	Lowest	Middle	Highest	EIRP (dBm)	EIRP (W)
10	1	0	QPSK	22.60	22.53	22.57	28.68	0.7379
10	1	25		22.68	22.33	22.37		
10	1	49		22.59	22.39	22.63		
10	25	0		21.98	21.64	21.80		
10	25	12		21.94	21.59	21.81		
10	25	25		21.69	21.70	21.98		
10	50	0		21.98	21.69	21.74		
10	1	0	16-QAM	22.18	21.95	21.88	28.21	0.6622
10	1	25		22.10	21.78	22.14		
10	1	49		22.04	22.11	22.21		
10	25	0		21.01	20.70	20.70		
10	25	12		20.82	20.57	20.94		
10	25	25		20.84	20.70	21.02		
10	50	0		20.79	20.53	20.95		
10	1	0	64-QAM	21.09	20.86	20.78	27.26	0.5321
10	1	25		20.88	20.63	20.90		
10	1	49		20.94	21.01	21.26		
10	25	0		19.96	19.71	19.72		
10	25	12		19.85	19.72	19.73		
10	25	25		19.77	19.74	19.97		
10	50	0		19.79	19.69	19.76		
Limit	EIRP < 2W			Result			Pass	



LTE Band 2 Maximum Average Power [dBm] (GT - LC = 6 dB)								
BW [MHz]	RB Size	RB Offset	Mod	Lowest	Middle	Highest	EIRP (dBm)	EIRP (W)
5	1	0	QPSK	22.61	22.46	22.52	28.68	0.7379
5	1	12		22.66	22.32	22.32		
5	1	24		22.68	22.40	22.48		
5	12	0		21.95	21.58	21.61		
5	12	7		21.80	21.60	21.71		
5	12	13		21.86	21.63	21.90		
5	25	0		21.96	21.59	21.80		
5	1	0	16-QAM	22.08	21.76	21.78	28.09	0.6442
5	1	12		22.06	21.88	21.98		
5	1	24		21.95	22.09	22.07		
5	12	0		20.93	20.64	20.80		
5	12	7		20.85	20.64	20.89		
5	12	13		20.86	20.68	20.89		
5	25	0		20.91	20.62	20.88		
5	1	0	64-QAM	21.22	20.76	20.87	27.25	0.5309
5	1	12		20.92	20.59	20.88		
5	1	24		20.79	20.90	21.25		
5	12	0		19.91	19.61	19.71		
5	12	7		19.81	19.64	19.87		
5	12	13		19.84	19.71	19.92		
5	25	0		19.90	19.66	19.80		
Limit	EIRP < 2W			Result			Pass	



LTE Band 2 Maximum Average Power [dBm] (GT - LC = 6 dB)								
BW [MHz]	RB Size	RB Offset	Mod	Lowest	Middle	Highest	EIRP (dBm)	EIRP (W)
3	1	0	QPSK	22.51	22.48	22.49	28.56	0.7178
3	1	8		22.56	22.32	22.33		
3	1	14		22.55	22.28	22.56		
3	8	0		21.94	21.55	21.61		
3	8	4		21.80	21.71	21.85		
3	8	7		21.84	21.71	21.99		
3	15	0		22.03	21.69	21.77		
3	1	0	16-QAM	22.23	21.86	21.81	28.24	0.6668
3	1	8		22.14	21.79	22.17		
3	1	14		21.86	21.92	22.24		
3	8	0		20.95	20.72	20.74		
3	8	4		20.91	20.73	20.88		
3	8	7		20.82	20.76	21.07		
3	15	0		20.95	20.64	20.87		
3	1	0	64-QAM	21.23	20.80	20.87	27.23	0.5284
3	1	8		20.91	20.67	21.02		
3	1	14		20.90	20.82	21.06		
3	8	0		19.93	19.55	19.72		
3	8	4		19.89	19.58	19.78		
3	8	7		19.75	19.80	20.04		
3	15	0		19.94	19.69	19.85		
Limit	EIRP < 2W			Result			Pass	



LTE Band 2 Maximum Average Power [dBm] (GT - LC = 6 dB)								
BW [MHz]	RB Size	RB Offset	Mod	Lowest	Middle	Highest	EIRP (dBm)	EIRP (W)
1.4	1	0	QPSK	22.50	22.43	22.68	28.70	0.7413
1.4	1	3		22.70	22.33	22.39		
1.4	1	5		22.48	22.36	22.64		
1.4	3	0		21.84	21.60	21.74		
1.4	3	1		21.89	21.66	21.77		
1.4	3	3		21.70	21.67	22.00		
1.4	6	0		22.03	21.66	21.81		
1.4	1	0	16-QAM	22.24	21.88	21.89	28.24	0.6668
1.4	1	3		22.17	21.83	22.14		
1.4	1	5		21.97	21.94	22.22		
1.4	3	0		20.99	20.59	20.83		
1.4	3	1		20.95	20.72	20.80		
1.4	3	3		20.78	20.77	21.03		
1.4	6	0		20.82	20.54	20.91		
1.4	1	0	64-QAM	21.13	20.77	20.78	27.17	0.5212
1.4	1	3		20.83	20.67	20.89		
1.4	1	5		20.95	21.02	21.17		
1.4	3	0		19.85	19.63	19.82		
1.4	3	1		19.98	19.55	19.87		
1.4	3	3		19.78	19.86	20.04		
1.4	6	0		19.81	19.58	19.77		
Limit	EIRP < 2W			Result			Pass	



LTE Band 25 Maximum Average Power [dBm] (GT - LC = 6 dB)								
BW [MHz]	RB Size	RB Offset	Mod	Lowest	Middle	Highest	EIRP (dBm)	EIRP (W)
20	1	0	QPSK	22.78	22.78	22.82	28.86	0.7691
20	1	49		22.84	22.85	22.79		
20	1	99		22.72	22.72	22.86		
20	50	0		22.66	22.34	22.38		
20	50	24		22.68	22.32	22.42		
20	50	50		22.54	22.30	22.53		
20	100	0		22.68	22.29	22.45		
20	1	0	16-QAM	22.68	22.58	22.56	28.83	0.7638
20	1	49		22.83	22.53	22.75		
20	1	99		22.75	22.55	22.74		
20	50	0		21.66	21.39	21.45		
20	50	24		21.63	21.36	21.46		
20	50	50		21.46	21.27	21.61		
20	100	0		21.62	21.31	21.47		
20	1	0	64-QAM	21.79	21.52	21.51	27.79	0.6012
20	1	49		21.77	21.45	21.61		
20	1	99		21.62	21.39	21.71		
20	50	0		20.66	20.44	20.46		
20	50	24		20.64	20.36	20.56		
20	50	50		20.55	20.32	20.52		
20	100	0		20.61	20.38	20.43		
Limit	EIRP < 2W			Result			Pass	



LTE Band 25 Maximum Average Power [dBm] (GT - LC = 6 dB)								
BW [MHz]	RB Size	RB Offset	Mod	Lowest	Middle	Highest	EIRP (dBm)	EIRP (W)
15	1	0	QPSK	22.66	22.59	22.71	28.83	0.7638
15	1	37		22.65	22.83	22.73		
15	1	74		22.71	22.65	22.81		
15	36	0		22.48	22.15	22.20		
15	36	20		22.61	22.12	22.25		
15	36	39		22.53	22.29	22.33		
15	75	0		22.53	22.20	22.29		
15	1	0	16-QAM	22.48	22.54	22.41	28.70	0.7413
15	1	37		22.67	22.39	22.70		
15	1	74		22.66	22.55	22.58		
15	36	0		21.62	21.24	21.32		
15	36	20		21.45	21.21	21.45		
15	36	39		21.37	21.11	21.48		
15	75	0		21.54	21.25	21.38		
15	1	0	64-QAM	21.64	21.51	21.37	27.70	0.5888
15	1	37		21.70	21.43	21.44		
15	1	74		21.49	21.26	21.61		
15	36	0		20.47	20.38	20.33		
15	36	20		20.48	20.27	20.48		
15	36	39		20.50	20.26	20.44		
15	75	0		20.42	20.18	20.24		
Limit	EIRP < 2W			Result			Pass	



LTE Band 25 Maximum Average Power [dBm] (GT - LC = 6 dB)								
BW [MHz]	RB Size	RB Offset	Mod	Lowest	Middle	Highest	EIRP (dBm)	EIRP (W)
10	1	0	QPSK	22.70	22.59	22.70	28.81	0.7603
10	1	25		22.65	22.81	22.64		
10	1	49		22.57	22.56	22.72		
10	25	0		22.64	22.14	22.25		
10	25	12		22.65	22.17	22.25		
10	25	25		22.39	22.25	22.41		
10	50	0		22.60	22.29	22.31		
10	1	0	16-QAM	22.54	22.52	22.46	28.73	0.7464
10	1	25		22.66	22.50	22.56		
10	1	49		22.62	22.42	22.73		
10	25	0		21.50	21.37	21.30		
10	25	12		21.51	21.29	21.34		
10	25	25		21.29	21.19	21.49		
10	50	0		21.47	21.13	21.27		
10	1	0	64-QAM	21.79	21.47	21.42	27.79	0.6012
10	1	25		21.73	21.34	21.58		
10	1	49		21.48	21.24	21.54		
10	25	0		20.59	20.40	20.30		
10	25	12		20.61	20.17	20.54		
10	25	25		20.53	20.21	20.42		
10	50	0		20.60	20.29	20.36		
Limit	EIRP < 2W			Result			Pass	



LTE Band 25 Maximum Average Power [dBm] (GT - LC = 6 dB)								
BW [MHz]	RB Size	RB Offset	Mod	Lowest	Middle	Highest	EIRP (dBm)	EIRP (W)
5	1	0	QPSK	22.71	22.66	22.78	28.82	0.7621
5	1	12		22.78	22.82	22.70		
5	1	24		22.70	22.60	22.69		
5	12	0		22.65	22.16	22.18		
5	12	7		22.61	22.21	22.42		
5	12	13		22.35	22.30	22.33		
5	25	0		22.65	22.17	22.37		
5	1	0	16-QAM	22.51	22.50	22.36	28.79	0.7568
5	1	12		22.79	22.46	22.65		
5	1	24		22.67	22.48	22.55		
5	12	0		21.61	21.33	21.31		
5	12	7		21.45	21.16	21.38		
5	12	13		21.45	21.14	21.53		
5	25	0		21.52	21.11	21.39		
5	1	0	64-QAM	21.65	21.48	21.51	27.74	0.5943
5	1	12		21.74	21.40	21.49		
5	1	24		21.56	21.25	21.55		
5	12	0		20.50	20.44	20.31		
5	12	7		20.54	20.31	20.39		
5	12	13		20.43	20.12	20.32		
5	25	0		20.53	20.26	20.31		
Limit	EIRP < 2W			Result			Pass	



LTE Band 25 Maximum Average Power [dBm] (GT - LC = 6 dB)								
BW [MHz]	RB Size	RB Offset	Mod	Lowest	Middle	Highest	EIRP (dBm)	EIRP (W)
3	1	0	QPSK	22.60	22.63	22.75	28.83	0.7638
3	1	8		22.72	22.83	22.77		
3	1	14		22.62	22.64	22.71		
3	8	0		22.47	22.20	22.29		
3	8	4		22.56	22.14	22.24		
3	8	7		22.37	22.26	22.37		
3	15	0		22.56	22.13	22.32		
3	1	0	16-QAM	22.64	22.38	22.41	28.75	0.7499
3	1	8		22.75	22.43	22.68		
3	1	14		22.66	22.55	22.60		
3	8	0		21.56	21.22	21.32		
3	8	4		21.45	21.24	21.38		
3	8	7		21.40	21.07	21.56		
3	15	0		21.61	21.24	21.37		
3	1	0	64-QAM	21.69	21.46	21.44	27.69	0.5875
3	1	8		21.61	21.40	21.47		
3	1	14		21.58	21.23	21.57		
3	8	0		20.58	20.43	20.35		
3	8	4		20.47	20.27	20.39		
3	8	7		20.49	20.21	20.36		
3	15	0		20.41	20.36	20.36		
Limit	EIRP < 2W			Result			Pass	



LTE Band 25 Maximum Average Power [dBm] (GT - LC = 6 dB)								
BW [MHz]	RB Size	RB Offset	Mod	Lowest	Middle	Highest	EIRP (dBm)	EIRP (W)
1.4	1	0	QPSK	22.72	22.74	22.82	28.85	0.7674
1.4	1	3		22.81	22.73	22.78		
1.4	1	5		22.52	22.68	22.85		
1.4	3	0		22.53	22.22	22.30		
1.4	3	1		22.56	22.13	22.31		
1.4	3	3		22.34	22.27	22.44		
1.4	6	0		22.48	22.17	22.38		
1.4	1	0	16-QAM	22.57	22.46	22.52	28.70	0.7413
1.4	1	3		22.70	22.44	22.57		
1.4	1	5		22.70	22.51	22.54		
1.4	3	0		21.58	21.28	21.27		
1.4	3	1		21.43	21.36	21.31		
1.4	3	3		21.33	21.18	21.48		
1.4	6	0		21.53	21.30	21.38		
1.4	1	0	64-QAM	21.74	21.33	21.38	27.74	0.5943
1.4	1	3		21.70	21.39	21.54		
1.4	1	5		21.52	21.30	21.71		
1.4	3	0		20.57	20.31	20.39		
1.4	3	1		20.52	20.22	20.51		
1.4	3	3		20.44	20.28	20.36		
1.4	6	0		20.47	20.33	20.41		
Limit	EIRP < 2W			Result			Pass	



LTE Band 4 Maximum Average Power [dBm] (GT - LC = 5.5 dB)								
BW [MHz]	RB Size	RB Offset	Mod	Lowest	Middle	Highest	EIRP (dBm)	EIRP (W)
20	1	0	QPSK	22.81	22.79	22.77	28.31	0.6776
20	1	49		22.74	22.74	22.46		
20	1	99		22.72	22.75	22.67		
20	50	0		22.17	22.05	22.03		
20	50	24		22.12	21.92	21.98		
20	50	50		21.99	21.90	21.92		
20	100	0		22.10	22.04	22.00		
20	1	0	16-QAM	22.45	22.24	22.26	27.95	0.6237
20	1	49		22.26	22.18	22.11		
20	1	99		22.32	22.11	22.21		
20	50	0		21.17	21.04	21.05		
20	50	24		21.14	20.91	21.03		
20	50	50		21.07	20.94	20.93		
20	100	0		21.13	20.94	20.97		
20	1	0	64-QAM	21.19	21.22	21.24	26.74	0.4721
20	1	49		21.17	21.08	21.01		
20	1	99		21.16	21.06	21.11		
20	50	0		20.18	20.02	20.04		
20	50	24		20.15	20.01	20.06		
20	50	50		20.01	19.96	19.97		
20	100	0		20.13	19.98	20.02		
Limit	EIRP < 1W			Result			Pass	



LTE Band 4 Maximum Average Power [dBm] (GT - LC = 5.5 dB)								
BW [MHz]	RB Size	RB Offset	Mod	Lowest	Middle	Highest	EIRP (dBm)	EIRP (W)
15	1	0	QPSK	22.69	22.78	22.67	28.28	0.6730
15	1	37		22.71	22.65	22.32		
15	1	74		22.64	22.65	22.60		
15	36	0		22.05	21.98	21.88		
15	36	20		21.94	21.86	21.90		
15	36	39		21.89	21.89	21.88		
15	75	0		21.99	21.97	21.86		
15	1	0	16-QAM	22.33	22.17	22.16	27.83	0.6067
15	1	37		22.08	22.11	21.91		
15	1	74		22.26	21.93	22.02		
15	36	0		21.16	21.01	20.97		
15	36	20		20.94	20.83	20.88		
15	36	39		20.95	20.90	20.86		
15	75	0		21.03	20.91	20.92		
15	1	0	64-QAM	21.05	21.06	21.19	26.69	0.4667
15	1	37		21.17	20.88	20.90		
15	1	74		21.15	20.95	21.07		
15	36	0		20.05	20.00	19.84		
15	36	20		20.11	19.93	19.90		
15	36	39		19.90	19.88	19.80		
15	75	0		19.99	19.78	19.99		
Limit	EIRP < 1W			Result			Pass	



LTE Band 4 Maximum Average Power [dBm] (GT - LC = 5.5 dB)								
BW [MHz]	RB Size	RB Offset	Mod	Lowest	Middle	Highest	EIRP (dBm)	EIRP (W)
10	1	0	QPSK	22.73	22.72	22.66	28.23	0.6653
10	1	25		22.69	22.65	22.45		
10	1	49		22.62	22.73	22.49		
10	25	0		22.09	21.98	21.97		
10	25	12		22.02	21.92	21.98		
10	25	25		21.99	21.81	21.92		
10	50	0		22.02	21.96	21.97		
10	1	0	16-QAM	22.30	22.14	22.07	27.80	0.6026
10	1	25		22.12	22.07	21.97		
10	1	49		22.15	21.95	22.05		
10	25	0		21.13	20.96	21.01		
10	25	12		21.08	20.84	20.85		
10	25	25		20.92	20.94	20.77		
10	50	0		20.94	20.77	20.92		
10	1	0	64-QAM	21.17	21.02	21.10	26.67	0.4645
10	1	25		21.04	21.08	20.87		
10	1	49		21.03	20.98	20.97		
10	25	0		19.99	19.88	20.00		
10	25	12		20.10	19.88	20.06		
10	25	25		19.88	19.84	19.82		
10	50	0		20.04	19.86	19.97		
Limit	EIRP < 1W			Result			Pass	



LTE Band 4 Maximum Average Power [dBm] (GT - LC = 5.5 dB)								
BW [MHz]	RB Size	RB Offset	Mod	Lowest	Middle	Highest	EIRP (dBm)	EIRP (W)
5	1	0	QPSK	22.62	22.71	22.58	28.21	0.6622
5	1	12		22.66	22.66	22.29		
5	1	24		22.55	22.66	22.58		
5	12	0		22.13	22.04	21.86		
5	12	7		22.02	21.89	21.88		
5	12	13		21.91	21.74	21.86		
5	25	0		22.03	21.89	21.98		
5	1	0	16-QAM	22.44	22.16	22.06	27.94	0.6223
5	1	12		22.21	22.10	22.09		
5	1	24		22.19	21.91	22.04		
5	12	0		21.05	20.93	21.00		
5	12	7		21.06	20.82	20.84		
5	12	13		21.00	20.86	20.80		
5	25	0		20.99	20.81	20.89		
5	1	0	64-QAM	21.13	21.14	21.14	26.64	0.4613
5	1	12		21.13	20.97	20.90		
5	1	24		21.10	20.96	21.03		
5	12	0		20.18	19.90	19.87		
5	12	7		20.11	19.81	19.88		
5	12	13		19.81	19.87	19.96		
5	25	0		20.01	19.88	19.99		
Limit	EIRP < 1W			Result			Pass	



LTE Band 4 Maximum Average Power [dBm] (GT - LC = 5.5 dB)								
BW [MHz]	RB Size	RB Offset	Mod	Lowest	Middle	Highest	EIRP (dBm)	EIRP (W)
3	1	0	QPSK	22.61	22.74	22.76	28.26	0.6699
3	1	8		22.70	22.58	22.27		
3	1	14		22.59	22.59	22.63		
3	8	0		22.12	21.85	21.99		
3	8	4		22.00	21.74	21.84		
3	8	7		21.79	21.82	21.85		
3	15	0		22.10	21.88	21.83		
3	1	0	16-QAM	22.33	22.19	22.16	27.83	0.6067
3	1	8		22.13	22.16	22.06		
3	1	14		22.25	22.00	22.18		
3	8	0		21.08	20.94	20.91		
3	8	4		21.04	20.74	20.87		
3	8	7		21.02	20.74	20.90		
3	15	0		21.02	20.91	20.79		
3	1	0	64-QAM	21.03	21.07	21.07	26.59	0.4560
3	1	8		20.98	21.02	20.94		
3	1	14		21.09	20.86	21.00		
3	8	0		20.02	19.97	19.91		
3	8	4		20.14	19.94	19.94		
3	8	7		19.86	19.93	19.85		
3	15	0		19.96	19.98	19.85		
Limit	EIRP < 1W			Result			Pass	



LTE Band 4 Maximum Average Power [dBm] (GT - LC = 5.5 dB)								
BW [MHz]	RB Size	RB Offset	Mod	Lowest	Middle	Highest	EIRP (dBm)	EIRP (W)
1.4	1	0	QPSK	22.81	22.66	22.65	28.31	0.6776
1.4	1	3		22.55	22.72	22.28		
1.4	1	5		22.69	22.60	22.62		
1.4	3	0		22.06	22.04	21.95		
1.4	3	1		22.11	21.89	21.94		
1.4	3	3		21.88	21.82	21.88		
1.4	6	0		21.92	21.95	21.99		
1.4	1	0	16-QAM	22.40	22.17	22.21	27.90	0.6166
1.4	1	3		22.06	22.12	22.02		
1.4	1	5		22.28	22.09	22.01		
1.4	3	0		21.07	20.86	20.91		
1.4	3	1		21.10	20.90	21.00		
1.4	3	3		20.93	20.93	20.73		
1.4	6	0		21.08	20.88	20.94		
1.4	1	0	64-QAM	21.08	21.08	21.20	26.70	0.4677
1.4	1	3		21.01	20.96	20.92		
1.4	1	5		21.01	20.98	20.91		
1.4	3	0		20.02	19.86	19.84		
1.4	3	1		20.15	19.84	19.98		
1.4	3	3		19.90	19.77	19.96		
1.4	6	0		20.06	19.88	19.88		
Limit	EIRP < 1W			Result			Pass	



LTE Band 5 Maximum Average Power [dBm] (GT - LC = 3.5 dB)								
BW [MHz]	RB Size	RB Offset	Mod	Lowest	Middle	Highest	ERP (dBm)	ERP (W)
10	1	0	QPSK	22.75	22.85	22.98	24.33	0.2710
10	1	25		22.73	22.82	22.84		
10	1	49		22.66	22.79	22.79		
10	25	0		21.79	21.98	21.93		
10	25	12		21.78	21.99	21.96		
10	25	25		21.75	22.03	21.97		
10	50	0		21.82	22.04	21.94		
10	1	0	16-QAM	22.08	22.32	22.23	23.67	0.2328
10	1	25		22.01	22.25	22.18		
10	1	49		22.08	22.12	22.05		
10	25	0		20.83	21.00	20.97		
10	25	12		20.78	21.03	20.88		
10	25	25		20.79	21.02	20.97		
10	50	0		20.80	21.00	20.98		
10	1	0	64-QAM	20.99	21.12	21.14	22.49	0.1774
10	1	25		20.98	21.11	21.05		
10	1	49		20.92	21.14	21.07		
10	25	0		19.86	20.08	20.01		
10	25	12		19.87	20.07	20.00		
10	25	25		19.89	20.06	19.99		
10	50	0		19.82	20.13	19.99		
Limit	ERP < 7W			Result			Pass	



LTE Band 5 Maximum Average Power [dBm] (GT - LC = 3.5 dB)								
BW [MHz]	RB Size	RB Offset	Mod	Lowest	Middle	Highest	ERP (dBm)	ERP (W)
5	1	0	QPSK	22.66	22.68	22.91	24.26	0.2667
5	1	12		22.70	22.70	22.70		
5	1	24		22.66	22.63	22.60		
5	12	0		21.68	21.81	21.93		
5	12	7		21.78	21.97	21.89		
5	12	13		21.63	21.90	21.85		
5	25	0		21.75	21.90	21.75		
5	1	0	16-QAM	22.07	22.22	22.19	23.57	0.2275
5	1	12		21.92	22.15	22.03		
5	1	24		22.03	22.06	22.01		
5	12	0		20.72	20.90	20.95		
5	12	7		20.59	20.87	20.72		
5	12	13		20.69	20.94	20.84		
5	25	0		20.74	20.93	20.79		
5	1	0	64-QAM	20.92	20.99	21.06	22.41	0.1742
5	1	12		20.86	21.03	20.90		
5	1	24		20.86	20.96	20.93		
5	12	0		19.86	20.06	19.85		
5	12	7		19.77	19.93	19.82		
5	12	13		19.83	19.87	19.92		
5	25	0		19.79	19.95	19.92		
Limit	ERP < 7W			Result			Pass	



LTE Band 5 Maximum Average Power [dBm] (GT - LC = 3.5 dB)								
BW [MHz]	RB Size	RB Offset	Mod	Lowest	Middle	Highest	ERP (dBm)	ERP (W)
3	1	0	QPSK	22.58	22.67	22.78	24.13	0.2588
3	1	8		22.53	22.73	22.64		
3	1	14		22.48	22.75	22.59		
3	8	0		21.73	21.83	21.85		
3	8	4		21.74	21.87	21.86		
3	8	7		21.74	21.99	21.96		
3	15	0		21.69	21.84	21.82		
3	1	0	16-QAM	21.93	22.23	22.04	23.60	0.2291
3	1	8		21.81	22.25	22.10		
3	1	14		22.08	22.01	21.94		
3	8	0		20.64	20.83	20.78		
3	8	4		20.63	20.98	20.74		
3	8	7		20.71	20.96	20.80		
3	15	0		20.76	20.94	20.80		
3	1	0	64-QAM	20.93	21.06	21.09	22.44	0.1754
3	1	8		20.84	20.95	20.89		
3	1	14		20.77	21.08	20.93		
3	8	0		19.72	20.01	19.82		
3	8	4		19.81	20.05	19.93		
3	8	7		19.89	20.02	19.95		
3	15	0		19.75	20.05	19.87		
Limit	ERP < 7W			Result			Pass	



LTE Band 5 Maximum Average Power [dBm] (GT - LC = 3.5 dB)								
BW [MHz]	RB Size	RB Offset	Mod	Lowest	Middle	Highest	ERP (dBm)	ERP (W)
1.4	1	0	QPSK	22.55	22.70	22.90	24.25	0.2661
1.4	1	3		22.66	22.69	22.79		
1.4	1	5		22.47	22.68	22.60		
1.4	3	0		21.66	21.97	21.89		
1.4	3	1		21.72	21.81	21.88		
1.4	3	3		21.64	21.93	21.89		
1.4	6	0		21.64	21.95	21.78		
1.4	1	0	16-QAM	22.05	22.17	22.20	23.55	0.2265
1.4	1	3		21.99	22.17	22.04		
1.4	1	5		22.03	22.04	22.05		
1.4	3	0		20.71	20.92	20.83		
1.4	3	1		20.70	20.93	20.84		
1.4	3	3		20.72	20.99	20.82		
1.4	6	0		20.64	20.83	20.87		
1.4	1	0	64-QAM	20.94	20.94	21.13	22.48	0.1770
1.4	1	3		20.97	20.92	20.92		
1.4	1	5		20.84	21.00	20.93		
1.4	3	0		19.72	19.90	19.84		
1.4	3	1		19.72	19.95	19.88		
1.4	3	3		19.76	19.90	19.81		
1.4	6	0		19.75	20.12	19.98		
Limit	ERP < 7W			Result			Pass	



LTE Band 7 Maximum Average Power [dBm] (GT - LC = 5.5 dB)								
BW [MHz]	RB Size	RB Offset	Mod	Lowest	Middle	Highest	EIRP (dBm)	EIRP (W)
20	1	0	QPSK	22.55	22.58	22.61	28.11	0.6471
20	1	49		22.51	22.43	22.60		
20	1	99		22.50	22.52	22.56		
20	50	0		22.17	22.18	22.24		
20	50	24		22.34	22.18	22.29		
20	50	50		22.29	22.19	22.27		
20	100	0		22.34	22.19	22.33		
20	1	0	16-QAM	22.44	22.55	22.34	28.09	0.6442
20	1	49		22.53	22.30	22.31		
20	1	99		22.51	22.27	22.59		
20	50	0		21.26	21.21	21.29		
20	50	24		21.36	21.24	21.31		
20	50	50		21.37	21.26	21.33		
20	100	0		21.24	21.24	21.28		
20	1	0	64-QAM	21.35	21.27	21.55	27.05	0.5070
20	1	49		21.43	21.24	21.54		
20	1	99		21.51	21.35	21.52		
20	50	0		20.28	20.22	20.38		
20	50	24		20.34	20.23	20.38		
20	50	50		20.37	20.19	20.41		
20	100	0		20.38	20.17	20.42		
Limit	EIRP < 2W			Result			Pass	



LTE Band 7 Maximum Average Power [dBm] (GT - LC = 5.5 dB)								
BW [MHz]	RB Size	RB Offset	Mod	Lowest	Middle	Highest	EIRP (dBm)	EIRP (W)
15	1	0	QPSK	22.38	22.41	22.53	28.07	0.6412
15	1	37		22.32	22.23	22.57		
15	1	74		22.49	22.38	22.54		
15	36	0		22.13	22.18	22.13		
15	36	20		22.20	22.04	22.28		
15	36	39		22.23	22.13	22.15		
15	75	0		22.16	22.10	22.19		
15	1	0	16-QAM	22.34	22.48	22.23	28.03	0.6353
15	1	37		22.53	22.24	22.23		
15	1	74		22.48	22.09	22.40		
15	36	0		21.24	21.14	21.09		
15	36	20		21.27	21.24	21.25		
15	36	39		21.36	21.19	21.27		
15	75	0		21.19	21.09	21.15		
15	1	0	64-QAM	21.20	21.08	21.41	26.96	0.4966
15	1	37		21.27	21.19	21.46		
15	1	74		21.40	21.31	21.33		
15	36	0		20.18	20.20	20.21		
15	36	20		20.16	20.03	20.23		
15	36	39		20.31	20.05	20.25		
15	75	0		20.19	20.08	20.22		
Limit	EIRP < 2W			Result			Pass	



LTE Band 7 Maximum Average Power [dBm] (GT - LC = 5.5 dB)								
BW [MHz]	RB Size	RB Offset	Mod	Lowest	Middle	Highest	EIRP (dBm)	EIRP (W)
10	1	0	QPSK	22.41	22.55	22.50	28.05	0.6383
10	1	25		22.33	22.39	22.48		
10	1	49		22.50	22.32	22.46		
10	25	0		21.99	22.01	22.04		
10	25	12		22.33	21.98	22.10		
10	25	25		22.27	22.18	22.16		
10	50	0		22.16	22.08	22.15		
10	1	0	16-QAM	22.30	22.37	22.21	28.06	0.6397
10	1	25		22.41	22.19	22.22		
10	1	49		22.42	22.24	22.56		
10	25	0		21.09	21.12	21.29		
10	25	12		21.35	21.12	21.11		
10	25	25		21.26	21.24	21.30		
10	50	0		21.13	21.05	21.27		
10	1	0	64-QAM	21.28	21.20	21.37	27.01	0.5023
10	1	25		21.37	21.12	21.45		
10	1	49		21.51	21.27	21.37		
10	25	0		20.20	20.19	20.29		
10	25	12		20.29	20.11	20.25		
10	25	25		20.24	20.03	20.33		
10	50	0		20.21	20.11	20.42		
Limit	EIRP < 2W			Result			Pass	



LTE Band 7 Maximum Average Power [dBm] (GT - LC = 5.5 dB)								
BW [MHz]	RB Size	RB Offset	Mod	Lowest	Middle	Highest	EIRP (dBm)	EIRP (W)
5	1	0	QPSK	22.50	22.52	22.53	28.04	0.6368
5	1	12		22.36	22.34	22.54		
5	1	24		22.48	22.36	22.36		
5	12	0		22.01	21.99	22.04		
5	12	7		22.25	21.98	22.28		
5	12	13		22.29	21.99	22.10		
5	25	0		22.21	22.00	22.30		
5	1	0	16-QAM	22.42	22.50	22.17	28.03	0.6353
5	1	12		22.53	22.10	22.12		
5	1	24		22.38	22.21	22.41		
5	12	0		21.22	21.01	21.28		
5	12	7		21.17	21.12	21.29		
5	12	13		21.18	21.14	21.30		
5	25	0		21.09	21.07	21.22		
5	1	0	64-QAM	21.32	21.15	21.43	26.96	0.4966
5	1	12		21.23	21.05	21.46		
5	1	24		21.36	21.26	21.33		
5	12	0		20.16	20.15	20.37		
5	12	7		20.26	20.18	20.34		
5	12	13		20.20	19.99	20.27		
5	25	0		20.22	20.17	20.36		
Limit	EIRP < 2W			Result			Pass	



LTE Band 12 Maximum Average Power [dBm] (GT - LC = 3 dB)								
BW [MHz]	RB Size	RB Offset	Mod	Lowest	Middle	Highest	ERP (dBm)	ERP (W)
10	1	0	QPSK	23.29	23.33	23.37	24.22	0.2642
10	1	25		23.17	23.29	23.22		
10	1	49		23.26	23.26	23.25		
10	25	0		22.48	22.48	22.47		
10	25	12		22.46	22.43	22.45		
10	25	25		22.39	22.49	22.48		
10	50	0		22.45	22.46	22.46		
10	1	0	16-QAM	22.54	22.67	22.74	23.59	0.2286
10	1	25		22.62	22.67	22.67		
10	1	49		22.54	22.58	22.66		
10	25	0		21.38	21.48	21.51		
10	25	12		21.43	21.42	21.41		
10	25	25		21.37	21.43	21.48		
10	50	0		21.42	21.46	21.55		
10	1	0	64-QAM	21.49	21.47	21.61	22.46	0.1762
10	1	25		21.57	21.53	21.57		
10	1	49		21.56	21.49	21.54		
10	25	0		20.46	20.46	20.52		
10	25	12		20.52	20.48	20.48		
10	25	25		20.44	20.45	20.47		
10	50	0		20.47	20.43	20.49		
Limit	ERP < 3W			Result			Pass	



LTE Band 12 Maximum Average Power [dBm] (GT - LC = 3 dB)								
BW [MHz]	RB Size	RB Offset	Mod	Lowest	Middle	Highest	ERP (dBm)	ERP (W)
5	1	0	QPSK	23.15	23.14	23.37	24.22	0.2642
5	1	12		23.04	23.21	23.09		
5	1	24		23.11	23.20	23.13		
5	12	0		22.40	22.38	22.31		
5	12	7		22.45	22.28	22.28		
5	12	13		22.31	22.49	22.47		
5	25	0		22.31	22.30	22.28		
5	1	0	16-QAM	22.46	22.54	22.66	23.51	0.2244
5	1	12		22.59	22.56	22.49		
5	1	24		22.53	22.52	22.58		
5	12	0		21.21	21.30	21.44		
5	12	7		21.25	21.31	21.41		
5	12	13		21.22	21.36	21.42		
5	25	0		21.36	21.43	21.54		
5	1	0	64-QAM	21.45	21.28	21.48	22.42	0.1746
5	1	12		21.37	21.37	21.57		
5	1	24		21.51	21.43	21.53		
5	12	0		20.42	20.40	20.44		
5	12	7		20.50	20.41	20.37		
5	12	13		20.30	20.34	20.28		
5	25	0		20.39	20.26	20.37		
Limit	ERP < 3W			Result			Pass	



LTE Band 12 Maximum Average Power [dBm] (GT - LC = 3 dB)								
BW [MHz]	RB Size	RB Offset	Mod	Lowest	Middle	Highest	ERP (dBm)	ERP (W)
3	1	0	QPSK	23.10	23.15	23.32	24.17	0.2612
3	1	8		23.08	23.11	23.22		
3	1	14		23.20	23.23	23.05		
3	8	0		22.48	22.41	22.36		
3	8	4		22.43	22.24	22.39		
3	8	7		22.36	22.41	22.42		
3	15	0		22.27	22.29	22.27		
3	1	0	16-QAM	22.39	22.48	22.56	23.46	0.2218
3	1	8		22.47	22.58	22.61		
3	1	14		22.37	22.49	22.61		
3	8	0		21.29	21.34	21.32		
3	8	4		21.27	21.37	21.41		
3	8	7		21.20	21.38	21.33		
3	15	0		21.41	21.26	21.45		
3	1	0	64-QAM	21.36	21.27	21.48	22.35	0.1718
3	1	8		21.49	21.46	21.39		
3	1	14		21.50	21.40	21.36		
3	8	0		20.30	20.44	20.41		
3	8	4		20.34	20.34	20.29		
3	8	7		20.31	20.38	20.44		
3	15	0		20.38	20.28	20.39		
Limit	ERP < 3W			Result			Pass	



LTE Band 12 Maximum Average Power [dBm] (GT - LC = 3 dB)								
BW [MHz]	RB Size	RB Offset	Mod	Lowest	Middle	Highest	ERP (dBm)	ERP (W)
1.4	1	0	QPSK	23.19	23.16	23.25	24.10	0.2570
1.4	1	3		23.01	23.16	23.09		
1.4	1	5		23.16	23.16	23.06		
1.4	3	0		22.31	22.30	22.30		
1.4	3	1		22.43	22.41	22.34		
1.4	3	3		22.38	22.47	22.32		
1.4	6	0		22.33	22.31	22.26		
1.4	1	0	16-QAM	22.52	22.64	22.64	23.51	0.2244
1.4	1	3		22.61	22.66	22.54		
1.4	1	5		22.38	22.43	22.54		
1.4	3	0		21.22	21.35	21.36		
1.4	3	1		21.31	21.42	21.37		
1.4	3	3		21.27	21.23	21.33		
1.4	6	0		21.33	21.41	21.47		
1.4	1	0	64-QAM	21.49	21.41	21.59	22.44	0.1754
1.4	1	3		21.44	21.45	21.38		
1.4	1	5		21.42	21.47	21.52		
1.4	3	0		20.26	20.30	20.51		
1.4	3	1		20.48	20.47	20.34		
1.4	3	3		20.44	20.41	20.45		
1.4	6	0		20.43	20.38	20.40		
Limit	ERP < 3W			Result			Pass	



LTE Band 13 Maximum Average Power [dBm] (GT - LC = 3.5 dB)								
BW [MHz]	RB Size	RB Offset	Mod	Lowest	Middle	Highest	ERP (dBm)	ERP (W)
10	1	0	QPSK		23.20		24.55	0.2851
10	1	25			23.08			
10	1	49			23.03			
10	25	0			22.30			
10	25	12			22.42			
10	25	25			22.38			
10	50	0			22.29			
10	1	0	16-QAM	-	22.43	-	23.97	0.2495
10	1	25			22.53			
10	1	49			22.62			
10	25	0			21.38			
10	25	12			21.26			
10	25	25			21.34			
10	50	0			21.24			
10	1	0	64-QAM		21.57		22.96	0.1977
10	1	25			21.59			
10	1	49			21.61			
10	25	0			20.32			
10	25	12			20.27			
10	25	25			20.43			
10	50	0			20.36			
Limit	ERP < 3W			Result			Pass	



LTE Band 13 Maximum Average Power [dBm] (GT - LC = 3.5 dB)								
BW [MHz]	RB Size	RB Offset	Mod	Lowest	Middle	Highest	ERP (dBm)	ERP (W)
5	1	0	QPSK	23.26	23.29	23.32	24.67	0.2931
5	1	12		23.12	23.26	23.31		
5	1	24		23.23	23.23	23.30		
5	12	0		22.42	22.39	22.42		
5	12	7		22.40	22.42	22.41		
5	12	13		22.49	22.48	22.42		
5	25	0		22.48	22.44	22.45		
5	1	0	16-QAM	22.62	22.58	22.62	24.03	0.2529
5	1	12		22.56	22.55	22.53		
5	1	24		22.56	22.68	22.56		
5	12	0		21.46	21.49	21.48		
5	12	7		21.47	21.44	21.52		
5	12	13		21.46	21.43	21.51		
5	25	0		21.53	21.41	21.51		
5	1	0	64-QAM	21.53	21.57	21.55	23.02	0.2004
5	1	12		21.59	21.67	21.56		
5	1	24		21.67	21.66	21.54		
5	12	0		20.48	20.44	20.46		
5	12	7		20.49	20.43	20.53		
5	12	13		20.50	20.49	20.44		
5	25	0		20.53	20.45	20.53		
Limit	ERP < 3W			Result			Pass	



LTE Band 17 Maximum Average Power [dBm] (GT - LC = 3.5 dB)								
BW [MHz]	RB Size	RB Offset	Mod	Lowest	Middle	Highest	ERP (dBm)	ERP (W)
10	1	0	QPSK	23.32	23.40	23.34	24.75	0.2985
10	1	25		23.32	23.36	23.39		
10	1	49		23.24	23.36	23.32		
10	25	0		22.38	22.42	22.44		
10	25	12		22.56	22.44	22.44		
10	25	25		22.51	22.52	22.52		
10	50	0		22.54	22.47	22.41		
10	1	0	16-QAM	22.71	22.81	22.61	24.16	0.2606
10	1	25		22.67	22.69	22.71		
10	1	49		22.80	22.73	22.72		
10	25	0		21.43	21.44	21.49		
10	25	12		21.60	21.51	21.47		
10	25	25		21.46	21.54	21.54		
10	50	0		21.53	21.47	21.47		
10	1	0	64-QAM	21.76	21.55	21.62	23.11	0.2046
10	1	25		21.64	21.58	21.69		
10	1	49		21.57	21.62	21.67		
10	25	0		20.49	20.51	20.49		
10	25	12		20.51	20.57	20.49		
10	25	25		20.55	20.55	20.48		
10	50	0		20.48	20.49	20.48		
Limit	ERP < 3W			Result			Pass	



LTE Band 17 Maximum Average Power [dBm] (GT - LC = 3.5 dB)								
BW [MHz]	RB Size	RB Offset	Mod	Lowest	Middle	Highest	ERP (dBm)	ERP (W)
5	1	0	QPSK	23.16	23.27	23.21	24.64	0.2911
5	1	12		23.23	23.16	23.29		
5	1	24		23.15	23.24	23.29		
5	12	0		22.33	22.30	22.33		
5	12	7		22.50	22.27	22.32		
5	12	13		22.37	22.42	22.49		
5	25	0		22.53	22.34	22.31		
5	1	0	16-QAM	22.58	22.74	22.42	24.09	0.2564
5	1	12		22.52	22.67	22.62		
5	1	24		22.72	22.60	22.65		
5	12	0		21.38	21.25	21.39		
5	12	7		21.42	21.39	21.40		
5	12	13		21.34	21.34	21.42		
5	25	0		21.45	21.36	21.29		
5	1	0	64-QAM	21.61	21.48	21.47	22.96	0.1977
5	1	12		21.46	21.44	21.60		
5	1	24		21.51	21.47	21.51		
5	12	0		20.36	20.31	20.39		
5	12	7		20.51	20.46	20.43		
5	12	13		20.38	20.36	20.33		
5	25	0		20.29	20.34	20.38		
Limit	ERP < 3W			Result			Pass	



LTE Band 26 Maximum Average Power [dBm] (GT - LC = 4.5 dB)								
BW [MHz]	RB Size	RB Offset	Mod	Lowest	Middle	Highest	ERP (dBm)	ERP (W)
15	1	0	QPSK	22.77	22.75	22.80	25.15	0.3273
15	1	37		22.73	22.69	22.70		
15	1	74		22.65	22.69	22.67		
15	36	0		22.00	21.96	21.94		
15	36	20		22.06	22.00	21.99		
15	36	39		22.10	21.99	21.95		
15	75	0		22.00	21.94	21.93		
15	1	0	16-QAM	22.28	22.17	22.06	24.63	0.2904
15	1	37		22.17	22.13	22.05		
15	1	74		22.16	22.12	21.96		
15	36	0		21.06	20.95	20.97		
15	36	20		21.07	21.03	20.97		
15	36	39		21.06	20.99	20.98		
15	75	0		20.96	21.03	20.96		
15	1	0	64-QAM	21.18	21.15	20.98	23.53	0.2254
15	1	37		21.18	21.13	21.08		
15	1	74		21.09	21.06	20.89		
15	36	0		20.03	20.07	19.99		
15	36	20		20.06	20.10	19.98		
15	36	39		20.03	20.02	20.04		
15	75	0		19.99	20.11	19.97		
Limit	ERP < 7W			Result			Pass	



LTE Band 26 Maximum Average Power [dBm] (GT - LC = 4.5 dB)								
BW [MHz]	RB Size	RB Offset	Mod	Lowest	Middle	Highest	ERP (dBm)	ERP (W)
10	1	0	QPSK	22.75	22.63	22.63	25.10	0.3236
10	1	25		22.69	22.55	22.53		
10	1	49		22.49	22.56	22.55		
10	25	0		21.80	21.81	21.83		
10	25	12		22.02	21.92	21.90		
10	25	25		22.07	21.91	21.92		
10	50	0		21.87	21.89	21.75		
10	1	0	16-QAM	22.08	22.13	21.97	24.48	0.2805
10	1	25		22.07	21.96	21.88		
10	1	49		22.04	22.00	21.85		
10	25	0		20.99	20.78	20.86		
10	25	12		20.99	20.86	20.89		
10	25	25		21.00	20.98	20.85		
10	50	0		20.94	20.95	20.87		
10	1	0	64-QAM	21.04	21.15	20.86	23.52	0.2249
10	1	25		21.17	21.09	21.08		
10	1	49		20.93	20.99	20.69		
10	25	0		20.02	19.88	19.79		
10	25	12		19.93	19.91	19.86		
10	25	25		19.99	19.91	19.89		
10	50	0		19.93	19.96	19.90		
Limit	ERP < 7W			Result			Pass	



LTE Band 26 Maximum Average Power [dBm] (GT - LC = 4.5 dB)								
BW [MHz]	RB Size	RB Offset	Mod	Lowest	Middle	Highest	ERP (dBm)	ERP (W)
5	1	0	QPSK	22.61	22.69	22.67	25.04	0.3192
5	1	12		22.63	22.52	22.58		
5	1	24		22.64	22.61	22.47		
5	12	0		21.83	21.76	21.93		
5	12	7		21.88	21.81	21.99		
5	12	13		21.91	21.83	21.89		
5	25	0		21.92	21.82	21.81		
5	1	0	16-QAM	22.11	22.07	21.86	24.46	0.2793
5	1	12		22.08	22.05	21.99		
5	1	24		21.99	21.94	21.92		
5	12	0		20.94	20.87	20.86		
5	12	7		20.96	21.02	20.86		
5	12	13		20.99	20.95	20.84		
5	25	0		20.93	21.02	20.86		
5	1	0	64-QAM	21.11	20.97	20.97	23.53	0.2254
5	1	12		21.18	21.10	20.95		
5	1	24		21.01	21.05	20.83		
5	12	0		19.90	19.89	19.94		
5	12	7		19.96	20.07	19.94		
5	12	13		19.96	19.85	19.84		
5	25	0		19.99	20.02	19.85		
Limit	ERP < 7W			Result			Pass	



LTE Band 26 Maximum Average Power [dBm] (GT - LC = 4.5 dB)								
BW [MHz]	RB Size	RB Offset	Mod	Lowest	Middle	Highest	ERP (dBm)	ERP (W)
3	1	0	QPSK	22.67	22.68	22.60	25.03	0.3184
3	1	8		22.62	22.60	22.51		
3	1	14		22.53	22.61	22.53		
3	8	0		21.97	21.96	21.74		
3	8	4		21.87	21.80	21.79		
3	8	7		22.00	21.96	21.89		
3	15	0		21.82	21.85	21.90		
3	1	0	16-QAM	22.14	22.16	21.95	24.51	0.2825
3	1	8		22.12	22.00	21.88		
3	1	14		21.99	22.00	21.92		
3	8	0		21.05	20.86	20.81		
3	8	4		20.98	21.01	20.83		
3	8	7		20.98	20.91	20.92		
3	15	0		20.76	20.93	20.94		
3	1	0	64-QAM	21.06	20.99	20.97	23.46	0.2218
3	1	8		21.11	21.07	21.06		
3	1	14		21.06	21.01	20.86		
3	8	0		19.88	19.92	19.80		
3	8	4		20.03	19.94	19.92		
3	8	7		19.89	19.96	20.04		
3	15	0		19.86	19.92	19.94		
Limit	ERP < 7W			Result			Pass	



LTE Band 26 Maximum Average Power [dBm] (GT - LC = 4.5 dB)								
BW [MHz]	RB Size	RB Offset	Mod	Lowest	Middle	Highest	ERP (dBm)	ERP (W)
1.4	1	0	QPSK	22.68	22.62	22.63	25.04	0.3192
1.4	1	3		22.69	22.61	22.65		
1.4	1	5		22.61	22.64	22.47		
1.4	3	0		21.85	21.95	21.81		
1.4	3	1		22.02	21.98	21.88		
1.4	3	3		22.06	21.83	21.82		
1.4	6	0		21.93	21.85	21.83		
1.4	1	0	16-QAM	22.08	22.01	22.03	24.47	0.2799
1.4	1	3		22.11	22.12	21.85		
1.4	1	5		22.06	22.05	21.77		
1.4	3	0		21.01	20.93	20.91		
1.4	3	1		20.89	20.98	20.84		
1.4	3	3		21.02	20.89	20.80		
1.4	6	0		20.76	21.03	20.86		
1.4	1	0	64-QAM	21.09	21.00	20.82	23.44	0.2208
1.4	1	3		21.05	20.94	21.00		
1.4	1	5		21.08	20.93	20.88		
1.4	3	0		19.86	19.91	19.99		
1.4	3	1		20.02	20.07	19.79		
1.4	3	3		20.01	19.84	19.85		
1.4	6	0		19.87	19.96	19.80		
Limit	ERP < 7W			Result			Pass	



LTE Band 38 Maximum Average Power [dBm] (GT - LC = 5.5 dB)								
BW [MHz]	RB Size	RB Offset	Mod	Lowest	Middle	Highest	EIRP (dBm)	EIRP (W)
20	1	0	QPSK	22.38	22.37	22.23	27.88	0.6142
20	1	49		22.38	22.21	22.33		
20	1	99		22.27	22.34	22.29		
20	50	0		21.98	21.73	21.57		
20	50	24		21.93	21.70	21.48		
20	50	50		21.81	21.59	21.46		
20	100	0		21.91	21.70	21.51		
20	1	0	16-QAM	22.09	21.98	21.79	27.59	0.5741
20	1	49		22.00	21.79	21.65		
20	1	99		21.79	21.64	21.61		
20	50	0		21.02	20.77	20.61		
20	50	24		20.97	20.75	20.54		
20	50	50		20.87	20.69	20.59		
20	100	0		20.91	20.76	20.55		
20	1	0	64-QAM	20.85	20.74	20.53	26.35	0.4315
20	1	49		20.73	20.58	20.41		
20	1	99		20.59	20.47	20.35		
20	50	0		19.99	19.78	19.61		
20	50	24		19.94	19.80	19.55		
20	50	50		19.89	19.65	19.49		
20	100	0		19.97	19.78	19.44		
Limit	EIRP < 2W			Result			Pass	



LTE Band 38 Maximum Average Power [dBm] (GT - LC = 5.5 dB)								
BW [MHz]	RB Size	RB Offset	Mod	Lowest	Middle	Highest	EIRP (dBm)	EIRP (W)
15	1	0	QPSK	22.22	22.28	22.09	27.81	0.6039
15	1	37		22.21	22.14	22.29		
15	1	74		22.09	22.31	22.29		
15	36	0		21.92	21.66	21.41		
15	36	20		21.76	21.52	21.39		
15	36	39		21.70	21.53	21.39		
15	75	0		21.71	21.53	21.40		
15	1	0	16-QAM	22.00	21.85	21.63	27.50	0.5623
15	1	37		21.91	21.68	21.51		
15	1	74		21.79	21.44	21.46		
15	36	0		20.87	20.74	20.44		
15	36	20		20.77	20.56	20.51		
15	36	39		20.79	20.59	20.56		
15	75	0		20.90	20.59	20.54		
15	1	0	64-QAM	20.79	20.73	20.47	26.29	0.4256
15	1	37		20.55	20.39	20.25		
15	1	74		20.42	20.33	20.26		
15	36	0		19.88	19.64	19.44		
15	36	20		19.91	19.60	19.43		
15	36	39		19.88	19.62	19.29		
15	75	0		19.84	19.67	19.43		
Limit	EIRP < 2W			Result			Pass	



LTE Band 38 Maximum Average Power [dBm] (GT - LC = 5.5 dB)								
BW [MHz]	RB Size	RB Offset	Mod	Lowest	Middle	Highest	EIRP (dBm)	EIRP (W)
10	1	0	QPSK	22.29	22.35	22.21	27.86	0.6109
10	1	25		22.36	22.11	22.21		
10	1	49		22.09	22.30	22.16		
10	25	0		21.78	21.54	21.49		
10	25	12		21.76	21.51	21.37		
10	25	25		21.80	21.58	21.38		
10	50	0		21.84	21.56	21.41		
10	1	0	16-QAM	21.89	21.83	21.79	27.49	0.5610
10	1	25		21.99	21.73	21.61		
10	1	49		21.67	21.58	21.50		
10	25	0		20.96	20.70	20.53		
10	25	12		20.83	20.59	20.40		
10	25	25		20.70	20.57	20.42		
10	50	0		20.89	20.61	20.47		
10	1	0	64-QAM	20.80	20.61	20.34	26.30	0.4266
10	1	25		20.73	20.49	20.28		
10	1	49		20.43	20.45	20.23		
10	25	0		19.96	19.69	19.45		
10	25	12		19.76	19.66	19.51		
10	25	25		19.86	19.59	19.35		
10	50	0		19.88	19.61	19.35		
Limit	EIRP < 2W			Result			Pass	



LTE Band 38 Maximum Average Power [dBm] (GT - LC = 5.5 dB)								
BW [MHz]	RB Size	RB Offset	Mod	Lowest	Middle	Highest	EIRP (dBm)	EIRP (W)
5	1	0	QPSK	22.28	22.22	22.21	27.78	0.6002
5	1	12		22.20	22.01	22.15		
5	1	24		22.19	22.19	22.19		
5	12	0		21.89	21.56	21.46		
5	12	7		21.89	21.55	21.39		
5	12	13		21.69	21.53	21.41		
5	25	0		21.78	21.56	21.48		
5	1	0	16-QAM	21.97	21.85	21.63	27.47	0.5585
5	1	12		21.92	21.67	21.45		
5	1	24		21.67	21.62	21.47		
5	12	0		20.86	20.59	20.47		
5	12	7		20.79	20.60	20.42		
5	12	13		20.87	20.61	20.44		
5	25	0		20.72	20.75	20.35		
5	1	0	64-QAM	20.77	20.58	20.44	26.27	0.4236
5	1	12		20.56	20.38	20.39		
5	1	24		20.49	20.27	20.15		
5	12	0		19.86	19.75	19.46		
5	12	7		19.74	19.72	19.50		
5	12	13		19.80	19.49	19.31		
5	25	0		19.88	19.68	19.44		
Limit	EIRP < 2W			Result			Pass	



LTE Band 41 Maximum Average Power [dBm] (GT - LC = 5.5 dB)								
BW [MHz]	RB Size	RB Offset	Mod	Lowest	Middle	Highest	EIRP (dBm)	EIRP (W)
20	1	0	QPSK	22.76	22.79	22.63	28.29	0.6745
20	1	49		22.73	22.54	22.30		
20	1	99		22.59	22.48	22.35		
20	50	0		21.85	21.79	21.57		
20	50	24		21.89	21.78	21.50		
20	50	50		21.84	21.65	21.49		
20	100	0		21.91	21.77	21.52		
20	1	0	16-QAM	21.99	21.91	21.91	27.49	0.5610
20	1	49		21.94	21.85	21.64		
20	1	99		21.91	21.81	21.68		
20	50	0		20.89	20.84	20.61		
20	50	24		20.96	20.81	20.54		
20	50	50		20.93	20.72	20.54		
20	100	0		20.95	20.83	20.51		
20	1	0	64-QAM	20.69	20.69	20.61	26.24	0.4207
20	1	49		20.74	20.51	20.45		
20	1	99		20.66	20.51	20.41		
20	50	0		18.43	19.82	19.61		
20	50	24		18.48	19.83	19.54		
20	50	50		18.42	19.72	19.55		
20	100	0		18.46	19.82	19.55		
Limit	EIRP < 2W			Result			Pass	



LTE Band 41 Maximum Average Power [dBm] (GT - LC = 5.5 dB)								
BW [MHz]	RB Size	RB Offset	Mod	Lowest	Middle	Highest	EIRP (dBm)	EIRP (W)
15	1	0	QPSK	22.56	22.78	22.57	28.28	0.6730
15	1	37		22.73	22.35	22.24		
15	1	74		22.47	22.44	22.31		
15	36	0		21.74	21.65	21.54		
15	36	20		21.75	21.73	21.32		
15	36	39		21.72	21.54	21.30		
15	75	0		21.85	21.74	21.49		
15	1	0	16-QAM	21.80	21.84	21.71	27.40	0.5495
15	1	37		21.79	21.83	21.45		
15	1	74		21.90	21.66	21.58		
15	36	0		20.89	20.68	20.61		
15	36	20		20.77	20.75	20.44		
15	36	39		20.92	20.59	20.52		
15	75	0		20.87	20.74	20.33		
15	1	0	64-QAM	20.50	20.56	20.41	26.22	0.4188
15	1	37		20.72	20.37	20.36		
15	1	74		20.51	20.39	20.40		
15	36	0		18.36	19.63	19.48		
15	36	20		18.42	19.68	19.46		
15	36	39		18.37	19.72	19.35		
15	75	0		18.36	19.76	19.39		
Limit	EIRP < 2W			Result			Pass	



LTE Band 41 Maximum Average Power [dBm] (GT - LC = 5.5 dB)								
BW [MHz]	RB Size	RB Offset	Mod	Lowest	Middle	Highest	EIRP (dBm)	EIRP (W)
10	1	0	QPSK	22.57	22.64	22.44	28.15	0.6531
10	1	25		22.65	22.37	22.16		
10	1	49		22.57	22.40	22.28		
10	25	0		21.74	21.72	21.46		
10	25	12		21.80	21.77	21.36		
10	25	25		21.66	21.59	21.34		
10	50	0		21.85	21.66	21.37		
10	1	0	16-QAM	21.90	21.83	21.74	27.40	0.5495
10	1	25		21.86	21.82	21.58		
10	1	49		21.74	21.69	21.54		
10	25	0		20.87	20.66	20.48		
10	25	12		20.82	20.75	20.39		
10	25	25		20.92	20.59	20.47		
10	50	0		20.86	20.74	20.32		
10	1	0	64-QAM	20.56	20.54	20.53	26.13	0.4102
10	1	25		20.63	20.42	20.42		
10	1	49		20.55	20.42	20.28		
10	25	0		18.37	19.79	19.55		
10	25	12		18.45	19.66	19.53		
10	25	25		18.42	19.52	19.54		
10	50	0		18.42	19.79	19.47		
Limit	EIRP < 2W			Result			Pass	



LTE Band 41 Maximum Average Power [dBm] (GT - LC = 5.5 dB)								
BW [MHz]	RB Size	RB Offset	Mod	Lowest	Middle	Highest	EIRP (dBm)	EIRP (W)
5	1	0	QPSK	22.57	22.71	22.47	28.21	0.6622
5	1	12		22.61	22.42	22.16		
5	1	24		22.58	22.28	22.25		
5	12	0		21.78	21.59	21.56		
5	12	7		21.77	21.77	21.50		
5	12	13		21.76	21.59	21.44		
5	25	0		21.74	21.59	21.36		
5	1	0	16-QAM	21.96	21.77	21.77	27.46	0.5572
5	1	12		21.75	21.71	21.55		
5	1	24		21.77	21.71	21.61		
5	12	0		20.87	20.74	20.59		
5	12	7		20.93	20.66	20.49		
5	12	13		20.80	20.64	20.40		
5	25	0		20.86	20.67	20.46		
5	1	0	64-QAM	20.63	20.61	20.59	26.13	0.4102
5	1	12		20.55	20.33	20.32		
5	1	24		20.61	20.39	20.33		
5	12	0		18.43	19.78	19.46		
5	12	7		18.36	19.72	19.53		
5	12	13		18.31	19.53	19.38		
5	25	0		18.38	19.75	19.35		
Limit	EIRP < 2W			Result			Pass	



LTE Band 41(HPUE) Maximum Average Power [dBm] (GT - LC = 5.5 dB)								
BW [MHz]	RB Size	RB Offset	Mod	Lowest	Middle	Highest	EIRP (dBm)	EIRP (W)
20	1	0	QPSK	25.16	25.12	25.04	30.66	1.1641
20	1	49		25.13	25.08	25.03		
20	1	99		25.05	25.07	25.09		
20	50	0		24.86	24.83	24.61		
20	50	24		24.89	24.82	24.53		
20	50	50		24.84	24.73	24.34		
20	100	0		24.91	24.83	24.53		
20	1	0	16-QAM	25.12	24.87	24.87	30.62	1.1535
20	1	49		25.07	24.89	24.68		
20	1	99		24.97	24.83	24.21		
20	50	0		23.91	23.90	23.64		
20	50	24		23.93	23.88	23.58		
20	50	50		23.89	23.79	23.58		
20	100	0		23.96	23.88	23.57		
20	1	0	64-QAM	23.82	23.88	23.86	29.38	0.8670
20	1	49		23.81	23.58	23.45		
20	1	99		23.73	23.21	22.76		
20	50	0		22.92	22.89	22.56		
20	50	24		22.98	22.85	22.35		
20	50	50		22.92	22.57	21.81		
20	100	0		22.96	22.67	21.99		
Limit	EIRP < 2W			Result			Pass	



LTE Band 41(HPUE) Maximum Average Power [dBm] (GT - LC = 5.5 dB)								
BW [MHz]	RB Size	RB Offset	Mod	Lowest	Middle	Highest	EIRP (dBm)	EIRP (W)
15	1	0	QPSK	25.11	25.04	24.88	30.61	1.1508
15	1	37		25.04	25.04	24.99		
15	1	74		24.87	24.96	24.99		
15	36	0		24.86	24.71	24.61		
15	36	20		24.80	24.71	24.40		
15	36	39		24.80	24.61	24.22		
15	75	0		24.75	24.81	24.50		
15	1	0	16-QAM	24.93	24.78	24.69	30.56	1.1376
15	1	37		25.06	24.85	24.57		
15	1	74		24.92	24.72	24.19		
15	36	0		23.80	23.84	23.51		
15	36	20		23.87	23.87	23.38		
15	36	39		23.71	23.78	23.48		
15	75	0		23.84	23.71	23.40		
15	1	0	64-QAM	23.64	23.73	23.66	29.23	0.8375
15	1	37		23.65	23.54	23.37		
15	1	74		23.61	23.19	22.68		
15	36	0		22.91	22.77	22.53		
15	36	20		22.91	22.72	22.20		
15	36	39		22.87	22.42	21.81		
15	75	0		22.93	22.49	21.91		
Limit	EIRP < 2W			Result			Pass	



LTE Band 41(HPUE) Maximum Average Power [dBm] (GT - LC = 5.5 dB)								
BW [MHz]	RB Size	RB Offset	Mod	Lowest	Middle	Highest	EIRP (dBm)	EIRP (W)
10	1	0	QPSK	25.15	25.03	24.94	30.65	1.1614
10	1	25		25.13	24.91	24.89		
10	1	49		25.02	25.00	24.94		
10	25	0		24.76	24.70	24.57		
10	25	12		24.76	24.80	24.41		
10	25	25		24.71	24.60	24.28		
10	50	0		24.87	24.66	24.51		
10	1	0	16-QAM	25.12	24.81	24.77	30.62	1.1535
10	1	25		24.96	24.77	24.55		
10	1	49		24.88	24.80	24.01		
10	25	0		23.79	23.89	23.51		
10	25	12		23.76	23.83	23.55		
10	25	25		23.83	23.74	23.50		
10	50	0		23.80	23.87	23.48		
10	1	0	64-QAM	23.82	23.69	23.77	29.32	0.8551
10	1	25		23.61	23.38	23.29		
10	1	49		23.66	23.01	22.70		
10	25	0		22.80	22.75	22.42		
10	25	12		22.82	22.84	22.28		
10	25	25		22.75	22.53	21.68		
10	50	0		22.96	22.60	21.89		
Limit	EIRP < 2W			Result			Pass	



LTE Band 41(HPUE) Maximum Average Power [dBm] (GT - LC = 5.5 dB)								
BW [MHz]	RB Size	RB Offset	Mod	Lowest	Middle	Highest	EIRP (dBm)	EIRP (W)
5	1	0	QPSK	25.12	24.94	24.84	30.62	1.1535
5	1	12		25.07	25.08	24.86		
5	1	24		25.05	25.02	24.93		
5	12	0		24.69	24.65	24.45		
5	12	7		24.71	24.68	24.35		
5	12	13		24.80	24.68	24.31		
5	25	0		24.80	24.82	24.42		
5	1	0	16-QAM	24.93	24.72	24.70	30.48	1.1169
5	1	12		24.98	24.76	24.64		
5	1	24		24.91	24.65	24.11		
5	12	0		23.78	23.88	23.58		
5	12	7		23.85	23.78	23.54		
5	12	13		23.85	23.69	23.45		
5	25	0		23.95	23.75	23.49		
5	1	0	64-QAM	23.68	23.86	23.66	29.36	0.8630
5	1	12		23.67	23.46	23.31		
5	1	24		23.54	23.11	22.72		
5	12	0		22.91	22.80	22.55		
5	12	7		22.98	22.78	22.33		
5	12	13		22.81	22.54	21.79		
5	25	0		22.76	22.51	21.89		
Limit	EIRP < 2W			Result			Pass	



LTE Band 66 Maximum Average Power [dBm] (GT - LC = 5.5 dB)								
BW [MHz]	RB Size	RB Offset	Mod	Lowest	Middle	Highest	EIRP (dBm)	EIRP (W)
20	1	0	QPSK	22.68	22.78	22.64	28.28	0.6730
20	1	49		22.68	22.51	22.61		
20	1	99		22.62	22.71	22.68		
20	50	0		22.43	22.48	22.41		
20	50	24		22.60	22.49	22.52		
20	50	50		22.59	22.54	22.46		
20	100	0		22.59	22.51	22.46		
20	1	0	16-QAM	22.67	22.77	22.73	28.27	0.6714
20	1	49		22.69	22.74	22.63		
20	1	99		22.71	22.58	22.75		
20	50	0		21.43	21.57	21.44		
20	50	24		21.54	21.52	21.52		
20	50	50		21.56	21.53	21.52		
20	100	0		21.51	21.51	21.46		
20	1	0	64-QAM	21.62	21.73	21.65	27.23	0.5284
20	1	49		21.60	21.55	21.52		
20	1	99		21.66	21.65	21.56		
20	50	0		20.46	20.55	20.45		
20	50	24		20.52	20.57	20.55		
20	50	50		20.54	20.55	20.54		
20	100	0		20.59	20.53	20.56		
Limit	EIRP < 1W			Result			Pass	



LTE Band 66 Maximum Average Power [dBm] (GT - LC = 5.5 dB)								
BW [MHz]	RB Size	RB Offset	Mod	Lowest	Middle	Highest	EIRP (dBm)	EIRP (W)
15	1	0	QPSK	22.62	22.58	22.52	28.13	0.6501
15	1	37		22.54	22.47	22.48		
15	1	74		22.51	22.63	22.51		
15	36	0		22.41	22.30	22.23		
15	36	20		22.46	22.37	22.43		
15	36	39		22.57	22.40	22.27		
15	75	0		22.40	22.51	22.28		
15	1	0	16-QAM	22.63	22.60	22.56	28.20	0.6607
15	1	37		22.61	22.67	22.58		
15	1	74		22.61	22.52	22.70		
15	36	0		21.42	21.40	21.39		
15	36	20		21.42	21.37	21.47		
15	36	39		21.40	21.34	21.48		
15	75	0		21.44	21.37	21.28		
15	1	0	64-QAM	21.55	21.53	21.56	27.14	0.5176
15	1	37		21.52	21.53	21.41		
15	1	74		21.60	21.64	21.41		
15	36	0		20.26	20.52	20.45		
15	36	20		20.47	20.54	20.43		
15	36	39		20.37	20.55	20.53		
15	75	0		20.51	20.51	20.47		
Limit	EIRP < 1W			Result			Pass	



LTE Band 66 Maximum Average Power [dBm] (GT - LC = 5.5 dB)								
BW [MHz]	RB Size	RB Offset	Mod	Lowest	Middle	Highest	EIRP (dBm)	EIRP (W)
10	1	0	QPSK	22.64	22.70	22.63	28.20	0.6607
10	1	25		22.52	22.36	22.52		
10	1	49		22.51	22.66	22.67		
10	25	0		22.33	22.45	22.33		
10	25	12		22.49	22.33	22.45		
10	25	25		22.51	22.49	22.42		
10	50	0		22.45	22.40	22.29		
10	1	0	16-QAM	22.65	22.75	22.67	28.25	0.6683
10	1	25		22.59	22.61	22.52		
10	1	49		22.64	22.55	22.57		
10	25	0		21.34	21.53	21.38		
10	25	12		21.53	21.40	21.47		
10	25	25		21.43	21.43	21.38		
10	50	0		21.31	21.32	21.30		
10	1	0	64-QAM	21.46	21.58	21.64	27.14	0.5176
10	1	25		21.49	21.55	21.46		
10	1	49		21.47	21.63	21.36		
10	25	0		20.37	20.52	20.36		
10	25	12		20.36	20.46	20.35		
10	25	25		20.44	20.40	20.36		
10	50	0		20.56	20.50	20.40		
Limit	EIRP < 1W			Result			Pass	



LTE Band 66 Maximum Average Power [dBm] (GT - LC = 5.5 dB)								
BW [MHz]	RB Size	RB Offset	Mod	Lowest	Middle	Highest	EIRP (dBm)	EIRP (W)
5	1	0	QPSK	22.63	22.78	22.58	28.28	0.6730
5	1	12		22.64	22.43	22.60		
5	1	24		22.52	22.53	22.68		
5	12	0		22.36	22.42	22.32		
5	12	7		22.43	22.32	22.42		
5	12	13		22.46	22.52	22.27		
5	25	0		22.53	22.44	22.28		
5	1	0	16-QAM	22.53	22.60	22.70	28.25	0.6683
5	1	12		22.64	22.57	22.54		
5	1	24		22.70	22.56	22.75		
5	12	0		21.42	21.38	21.38		
5	12	7		21.35	21.34	21.41		
5	12	13		21.47	21.45	21.46		
5	25	0		21.33	21.33	21.46		
5	1	0	64-QAM	21.46	21.72	21.46	27.22	0.5272
5	1	12		21.53	21.48	21.37		
5	1	24		21.48	21.46	21.42		
5	12	0		20.26	20.40	20.39		
5	12	7		20.37	20.47	20.50		
5	12	13		20.42	20.42	20.40		
5	25	0		20.55	20.33	20.49		
Limit	EIRP < 1W			Result			Pass	



LTE Band 66 Maximum Average Power [dBm] (GT - LC = 5.5 dB)								
BW [MHz]	RB Size	RB Offset	Mod	Lowest	Middle	Highest	EIRP (dBm)	EIRP (W)
3	1	0	QPSK	22.51	22.69	22.52	28.19	0.6592
3	1	8		22.63	22.34	22.55		
3	1	14		22.42	22.66	22.53		
3	8	0		22.23	22.32	22.33		
3	8	4		22.57	22.37	22.42		
3	8	7		22.54	22.44	22.39		
3	15	0		22.53	22.34	22.35		
3	1	0	16-QAM	22.59	22.63	22.65	28.18	0.6577
3	1	8		22.62	22.68	22.55		
3	1	14		22.65	22.46	22.62		
3	8	0		21.32	21.47	21.36		
3	8	4		21.38	21.47	21.37		
3	8	7		21.54	21.46	21.36		
3	15	0		21.41	21.37	21.41		
3	1	0	64-QAM	21.60	21.70	21.64	27.20	0.5248
3	1	8		21.48	21.47	21.38		
3	1	14		21.65	21.59	21.55		
3	8	0		20.45	20.42	20.38		
3	8	4		20.49	20.54	20.54		
3	8	7		20.38	20.44	20.42		
3	15	0		20.39	20.36	20.45		
Limit	EIRP < 1W			Result			Pass	



LTE Band 66 Maximum Average Power [dBm] (GT - LC = 5.5 dB)								
BW [MHz]	RB Size	RB Offset	Mod	Lowest	Middle	Highest	EIRP (dBm)	EIRP (W)
1.4	1	0	QPSK	22.49	22.73	22.44	28.23	0.6653
1.4	1	3		22.51	22.35	22.47		
1.4	1	5		22.55	22.68	22.58		
1.4	3	0		22.32	22.34	22.41		
1.4	3	1		22.50	22.43	22.37		
1.4	3	3		22.39	22.39	22.46		
1.4	6	0		22.57	22.35	22.27		
1.4	1	0	16-QAM	22.67	22.60	22.54	28.20	0.6607
1.4	1	3		22.51	22.55	22.57		
1.4	1	5		22.70	22.41	22.70		
1.4	3	0		21.35	21.45	21.36		
1.4	3	1		21.43	21.49	21.38		
1.4	3	3		21.38	21.35	21.35		
1.4	6	0		21.49	21.42	21.43		
1.4	1	0	64-QAM	21.50	21.64	21.52	27.14	0.5176
1.4	1	3		21.43	21.51	21.32		
1.4	1	5		21.51	21.61	21.37		
1.4	3	0		20.29	20.42	20.37		
1.4	3	1		20.48	20.48	20.40		
1.4	3	3		20.41	20.38	20.54		
1.4	6	0		20.46	20.46	20.55		
Limit	EIRP < 1W			Result			Pass	



LTE Band 71 Maximum Average Power [dBm] (GT - LC = 3 dB)								
BW [MHz]	RB Size	RB Offset	Mod	Lowest	Middle	Highest	ERP (dBm)	ERP (W)
20	1	0	QPSK	22.77	22.99	22.90	23.84	0.2421
20	1	49		22.71	22.88	22.91		
20	1	99		22.88	22.89	22.84		
20	50	0		21.79	21.93	22.03		
20	50	24		21.84	21.96	22.06		
20	50	50		21.97	22.09	22.09		
20	100	0		21.89	21.99	22.18		
20	1	0	16-QAM	22.04	22.11	22.15	23.14	0.2061
20	1	49		22.07	22.19	22.17		
20	1	99		22.17	22.29	22.29		
20	50	0		20.83	20.96	21.04		
20	50	24		20.89	21.01	21.13		
20	50	50		20.95	21.07	21.17		
20	100	0		20.93	21.05	21.17		
20	1	0	64-QAM	21.04	21.05	21.02	22.10	0.1622
20	1	49		21.02	21.11	21.14		
20	1	99		21.12	21.19	21.25		
20	50	0		19.86	19.95	20.08		
20	50	24		19.91	20.00	20.08		
20	50	50		20.02	20.11	20.13		
20	100	0		19.99	19.98	20.18		
Limit	ERP < 3W			Result			Pass	



LTE Band 71 Maximum Average Power [dBm] (GT - LC = 3 dB)								
BW [MHz]	RB Size	RB Offset	Mod	Lowest	Middle	Highest	ERP (dBm)	ERP (W)
15	1	0	QPSK	22.70	22.99	22.77	23.84	0.2421
15	1	37		22.52	22.79	22.79		
15	1	74		22.69	22.89	22.68		
15	36	0		21.62	21.80	21.83		
15	36	20		21.81	21.95	21.98		
15	36	39		21.94	21.95	21.96		
15	75	0		21.86	21.86	22.06		
15	1	0	16-QAM	21.98	22.06	22.11	22.99	0.1991
15	1	37		22.01	21.99	22.13		
15	1	74		22.14	22.12	22.09		
15	36	0		20.71	20.77	20.96		
15	36	20		20.75	20.96	20.96		
15	36	39		20.87	20.93	21.06		
15	75	0		20.80	21.01	21.03		
15	1	0	64-QAM	20.95	20.96	21.01	22.08	0.1614
15	1	37		20.82	20.97	21.14		
15	1	74		21.10	21.06	21.23		
15	36	0		19.77	19.87	19.95		
15	36	20		19.87	19.93	19.99		
15	36	39		19.97	19.94	19.99		
15	75	0		19.88	19.96	20.01		
Limit	ERP < 3W			Result			Pass	



LTE Band 71 Maximum Average Power [dBm] (GT - LC = 3 dB)								
BW [MHz]	RB Size	RB Offset	Mod	Lowest	Middle	Highest	ERP (dBm)	ERP (W)
10	1	0	QPSK	22.61	22.88	22.78	23.74	0.2366
10	1	25		22.66	22.76	22.88		
10	1	49		22.70	22.89	22.76		
10	25	0		21.70	21.79	22.02		
10	25	12		21.84	21.93	21.91		
10	25	25		21.86	22.03	21.96		
10	50	0		21.77	21.86	22.15		
10	1	0	16-QAM	21.92	21.98	22.05	23.14	0.2061
10	1	25		22.02	22.18	22.13		
10	1	49		22.16	22.11	22.29		
10	25	0		20.67	20.89	20.90		
10	25	12		20.87	21.00	21.09		
10	25	25		20.83	21.02	21.00		
10	50	0		20.73	20.89	21.02		
10	1	0	64-QAM	20.85	20.93	20.82	22.05	0.1603
10	1	25		20.83	20.93	21.06		
10	1	49		21.02	21.02	21.20		
10	25	0		19.82	19.83	19.96		
10	25	12		19.83	19.81	19.98		
10	25	25		19.84	19.97	19.99		
10	50	0		19.82	19.78	20.12		
Limit	ERP < 3W			Result			Pass	



LTE Band 71 Maximum Average Power [dBm] (GT - LC = 3 dB)								
BW [MHz]	RB Size	RB Offset	Mod	Lowest	Middle	Highest	ERP (dBm)	ERP (W)
5	1	0	QPSK	22.72	22.93	22.79	23.78	0.2388
5	1	12		22.60	22.77	22.72		
5	1	24		22.83	22.81	22.82		
5	12	0		21.59	21.84	21.87		
5	12	7		21.72	21.91	21.92		
5	12	13		21.79	22.02	22.09		
5	25	0		21.79	21.88	22.16		
5	1	0	16-QAM	21.95	22.07	22.09	23.14	0.2061
5	1	12		21.98	22.06	22.08		
5	1	24		21.99	22.29	22.10		
5	12	0		20.81	20.80	20.94		
5	12	7		20.86	20.94	21.00		
5	12	13		20.80	21.02	21.00		
5	25	0		20.77	21.01	21.04		
5	1	0	64-QAM	20.92	20.89	20.96	21.98	0.1578
5	1	12		20.97	20.91	21.09		
5	1	24		21.01	21.02	21.13		
5	12	0		19.80	19.92	19.89		
5	12	7		19.84	19.97	20.06		
5	12	13		19.94	20.06	20.04		
5	25	0		19.98	19.80	20.11		
Limit	ERP < 3W			Result			Pass	



LTE Band 5B_CA Maximum Average Power [dBm] (GT - LC = 3.5 dB)										
BW [MHz]	PCC		SCC		Mod	Lowest	Middle	Highest	ERP (dBm)	ERP (W)
	RB Size	RB Offset	RB Size	RB Offset						
10+10	50	0	50	0	QPSK	21.67	21.67	21.62	24.92	0.3105
10+10	1	0	1	49		12.34	12.54	12.76		
10+10	1	49	1	0		23.47	23.57	23.57		
10+10	50	0	50	0	16-QAM	20.69	20.71	20.69	24.36	0.2729
10+10	1	0	1	49		12.75	12.96	13.15		
10+10	1	49	1	0		23.01	22.98	22.83		
10+10	50	0	50	0	64-QAM	20.68	20.67	20.66	23.22	0.2099
10+10	1	0	1	49		12.65	12.75	13.01		
10+10	1	49	1	0		21.85	21.87	21.83		
10+5	50	0	25	0	QPSK	21.57	21.66	21.44	24.89	0.3083
10+5	1	0	1	24		12.28	12.34	12.72		
10+5	1	49	1	0		23.30	23.54	23.43		
10+5	50	0	25	0	16-QAM	20.60	20.64	20.66	24.31	0.2698
10+5	1	0	1	24		12.64	12.85	13.14		
10+5	1	49	1	0		22.89	22.96	22.75		
10+5	50	0	25	0	64-QAM	20.60	20.50	20.53	23.15	0.2065
10+5	1	0	1	24		12.47	12.65	12.90		
10+5	1	49	1	0		21.66	21.68	21.80		
5+10	25	0	50	0	QPSK	21.49	21.59	21.60	24.84	0.3048
5+10	1	0	1	49		12.21	12.35	12.75		
5+10	1	24	1	0		23.34	23.40	23.49		
5+10	25	0	50	0	16-QAM	20.54	20.66	20.61	24.26	0.2667
5+10	1	0	1	49		12.64	12.85	13.06		
5+10	1	24	1	0		22.88	22.91	22.63		
5+10	25	0	50	0	64-QAM	20.62	20.47	20.47	23.15	0.2065
5+10	1	0	1	49		12.51	12.73	12.89		
5+10	1	24	1	0		21.71	21.70	21.80		
Limit	ERP < 7W					Result			Pass	



LTE Band 5B_CA Maximum Average Power [dBm] (GT - LC = 3.5 dB)										
BW [MHz]	PCC		SCC		Mod	Lowest	Middle	Highest	ERP (dBm)	ERP (W)
	RB Size	RB Offset	RB Size	RB Offset						
5+3	25	0	15	0	QPSK	21.62	21.66	21.52	24.84	0.3048
5+3	1	0	1	14		12.18	12.43	12.64		
5+3	1	24	1	0		23.40	23.49	23.45		
5+3	25	0	15	0	16-QAM	20.51	20.69	20.57	24.27	0.2673
5+3	1	0	1	14		12.73	12.79	13.00		
5+3	1	24	1	0		22.89	22.92	22.68		
5+3	25	0	15	0	64-QAM	20.68	20.48	20.46	23.20	0.2089
5+3	1	0	1	14		12.45	12.64	12.86		
5+3	1	24	1	0		21.85	21.83	21.68		
3+5	15	0	25	0	QPSK	21.56	21.54	21.52	24.90	0.3090
3+5	1	0	1	24		12.31	12.48	12.67		
3+5	1	14	1	0		23.29	23.53	23.55		
3+5	15	0	25	0	16-QAM	20.52	20.68	20.62	24.26	0.2667
3+5	1	0	1	24		12.75	12.86	13.01		
3+5	1	14	1	0		22.91	22.81	22.66		
3+5	15	0	25	0	64-QAM	20.66	20.56	20.47	23.11	0.2046
3+5	1	0	1	24		12.49	12.60	12.99		
3+5	1	14	1	0		21.65	21.72	21.76		
Limit	ERP < 7W					Result			Pass	



LTE Band 66B_CA Maximum Average Power [dBm] (GT - LC = 5.5 dB)										
BW [MHz]	PCC		SCC		Mod	Lowest	Middle	Highest	EIRP (dBm)	EIRP (W)
	RB Size	RB Offset	RB Size	RB Offset						
10+10	50	0	50	0	QPSK	22.21	22.02	21.91	29.64	0.9204
10+10	1	0	1	49		13.69	13.31	13.32		
10+10	1	49	1	0		24.14	23.89	23.77		
10+10	50	0	50	0	16-QAM	21.27	21.04	20.97	29.06	0.8054
10+10	1	0	1	49		14.13	13.82	13.75		
10+10	1	49	1	0		23.56	23.38	23.26		
10+10	50	0	50	0	64-QAM	21.26	21.05	20.98	27.87	0.6124
10+10	1	0	1	49		14.07	13.87	13.74		
10+10	1	49	1	0		22.37	22.25	21.56		
15+5	75	0	25	0	QPSK	22.15	21.88	21.75	29.62	0.9162
15+5	1	0	1	24		13.59	13.15	13.30		
15+5	1	74	1	0		24.12	23.69	23.76		
15+5	75	0	25	0	16-QAM	21.16	21.00	20.80	28.97	0.7889
15+5	1	0	1	24		13.95	13.62	13.65		
15+5	1	74	1	0		23.47	23.32	23.12		
15+5	75	0	25	0	64-QAM	21.25	20.85	20.94	27.80	0.6026
15+5	1	0	1	24		13.95	13.71	13.64		
15+5	1	74	1	0		22.30	22.17	21.36		
5+15	25	0	75	0	QPSK	22.21	21.87	21.82	29.54	0.8995
5+15	1	0	1	74		13.63	13.30	13.20		
5+15	1	24	1	0		24.04	23.82	23.75		
5+15	25	0	75	0	16-QAM	21.12	20.95	20.79	29.00	0.7943
5+15	1	0	1	74		14.01	13.68	13.71		
5+15	1	24	1	0		23.50	23.32	23.17		
5+15	25	0	75	0	64-QAM	21.07	21.04	20.79	27.80	0.6026
5+15	1	0	1	74		13.92	13.71	13.62		
5+15	1	24	1	0		22.30	22.12	21.38		
Limit	EIRP < 1W					Result			Pass	



LTE Band 66B_CA Maximum Average Power [dBm] (GT - LC = 5.5 dB)										
BW [MHz]	PCC		SCC		Mod	Lowest	Middle	Highest	EIRP (dBm)	EIRP (W)
	RB Size	RB Offset	RB Size	RB Offset						
10+5	50	0	25	0	QPSK	22.07	22.00	21.91	29.63	0.9183
10+5	1	0	1	24		13.62	13.24	13.15		
10+5	1	49	1	0		24.13	23.88	23.57		
10+5	50	0	25	0	16-QAM	21.22	20.94	20.96	28.93	0.7816
10+5	1	0	1	24		14.02	13.66	13.59		
10+5	1	49	1	0		23.43	23.38	23.10		
10+5	50	0	25	0	64-QAM	21.15	20.86	20.80	27.80	0.6026
10+5	1	0	1	24		13.93	13.68	13.70		
10+5	1	49	1	0		22.30	22.24	21.53		
5+10	25	0	50	0	QPSK	22.18	21.94	21.75	29.53	0.8974
5+10	1	0	1	49		13.65	13.16	13.14		
5+10	1	24	1	0		24.03	23.89	23.62		
5+10	25	0	50	0	16-QAM	21.13	21.03	20.95	28.88	0.7727
5+10	1	0	1	49		14.04	13.82	13.75		
5+10	1	24	1	0		23.38	23.26	23.06		
5+10	25	0	50	0	64-QAM	21.13	20.98	20.95	27.86	0.6109
5+10	1	0	1	49		14.05	13.74	13.74		
5+10	1	24	1	0		22.36	22.05	21.51		
5+5	25	0	25	0	QPSK	22.01	22.00	21.74	29.63	0.9183
5+5	1	0	1	24		13.68	13.22	13.22		
5+5	1	24	1	0		24.13	23.77	23.65		
5+5	25	0	25	0	16-QAM	21.15	20.90	20.84	28.96	0.7870
5+5	1	0	1	24		13.96	13.71	13.71		
5+5	1	24	1	0		23.46	23.21	23.17		
5+5	25	0	25	0	64-QAM	21.12	20.95	20.85	27.79	0.6012
5+5	1	0	1	24		13.96	13.87	13.58		
5+5	1	24	1	0		22.29	22.25	21.51		
Limit	EIRP < 1W					Result			Pass	



LTE Band 66C_CA Maximum Average Power [dBm] (GT - LC = 5.5 dB)										
BW [MHz]	PCC		SCC		Mod	Lowest	Middle	Highest	EIRP (dBm)	EIRP (W)
	RB Size	RB Offset	RB Size	RB Offset						
20+20	100	0	100	0	QPSK	22.52	22.34	22.33	29.55	0.9016
20+20	1	0	1	99		16.14	15.71	15.79		
20+20	1	99	1	0		24.05	23.94	23.96		
20+20	100	0	100	0	16-QAM	21.47	21.39	21.34	29.06	0.8054
20+20	1	0	1	99		16.28	16.22	16.27		
20+20	1	99	1	0		23.55	23.56	23.27		
20+20	100	0	100	0	64-QAM	21.51	21.37	21.37	27.85	0.6095
20+20	1	0	1	99		16.36	16.09	16.07		
20+20	1	99	1	0		22.35	22.14	22.22		
20+15	100	0	75	0	QPSK	22.33	22.31	22.32	29.46	0.8831
20+15	1	0	1	74		16.07	15.61	15.60		
20+15	1	74	1	0		23.88	23.91	23.96		
20+15	100	0	75	0	16-QAM	21.43	21.34	21.14	28.95	0.7852
20+15	1	0	1	74		16.17	16.15	16.15		
20+15	1	74	1	0		23.36	23.45	23.18		
20+15	100	0	75	0	64-QAM	21.38	21.21	21.27	27.71	0.5902
20+15	1	0	1	74		16.32	16.00	16.06		
20+15	1	74	1	0		22.21	22.09	22.14		
15+20	75	0	100	0	QPSK	22.35	22.19	22.16	29.44	0.8790
15+20	1	0	1	99		16.05	15.55	15.59		
15+20	1	74	1	0		23.94	23.90	23.90		
15+20	75	0	100	0	16-QAM	21.35	21.20	21.27	28.97	0.7889
15+20	1	0	1	99		16.12	16.04	16.16		
15+20	1	74	1	0		23.47	23.43	23.17		
15+20	75	0	100	0	64-QAM	21.45	21.20	21.37	27.79	0.6012
15+20	1	0	1	99		16.20	15.92	16.07		
15+20	1	74	1	0		22.29	22.03	22.05		
Limit	EIRP < 1W					Result			Pass	



LTE Band 66C_CA Maximum Average Power [dBm] (GT - LC = 5.5 dB)										
BW [MHz]	PCC		SCC		Mod	Lowest	Middle	Highest	EIRP (dBm)	EIRP (W)
	RB Size	RB Offset	RB Size	RB Offset						
20+10	100	0	50	0	QPSK	22.39	22.23	22.17	29.47	0.8851
20+10	1	0	1	49		16.02	15.66	15.65		
20+10	1	99	1	0		23.97	23.82	23.87		
20+10	100	0	50	0	16-QAM	21.33	21.29	21.18	29.00	0.7943
20+10	1	0	1	49		16.08	16.06	16.24		
20+10	1	99	1	0		23.47	23.50	23.23		
20+10	100	0	50	0	64-QAM	21.33	21.23	21.31	27.85	0.6095
20+10	1	0	1	49		16.29	15.98	15.95		
20+10	1	99	1	0		22.35	22.00	22.13		
10+20	50	0	100	0	QPSK	22.48	22.17	22.19	29.51	0.8933
10+20	1	0	1	99		16.07	15.64	15.60		
10+20	1	49	1	0		24.01	23.79	23.79		
10+20	50	0	100	0	16-QAM	21.32	21.38	21.31	29.03	0.7998
10+20	1	0	1	99		16.14	16.15	16.21		
10+20	1	49	1	0		23.53	23.36	23.17		
10+20	50	0	100	0	64-QAM	21.31	21.27	21.23	27.79	0.6012
10+20	1	0	1	99		16.28	16.09	16.07		
10+20	1	49	1	0		22.29	21.97	22.08		
20+5	100	0	25	0	QPSK	22.36	22.27	22.17	29.49	0.8892
20+5	1	0	1	24		16.06	15.55	15.65		
20+5	1	99	1	0		23.99	23.91	23.80		
20+5	100	0	25	0	16-QAM	21.44	21.28	21.17	28.95	0.7852
20+5	1	0	1	24		16.14	16.21	16.16		
20+5	1	99	1	0		23.45	23.38	23.11		
20+5	100	0	25	0	64-QAM	21.46	21.30	21.28	27.79	0.6012
20+5	1	0	1	24		16.19	15.99	16.05		
20+5	1	99	1	0		22.29	22.08	22.04		
Limit	EIRP < 1W					Result			Pass	



LTE Band 66C_CA Maximum Average Power [dBm] (GT - LC = 5.5 dB)										
BW [MHz]	PCC		SCC		Mod	Lowest	Middle	Highest	EIRP (dBm)	EIRP (W)
	RB Size	RB Offset	RB Size	RB Offset						
5+20	25	0	100	0	QPSK	22.48	22.24	22.33	29.46	0.8831
5+20	1	0	1	99		16.05	15.62	15.70		
5+20	1	24	1	0		23.96	23.87	23.90		
5+20	25	0	100	0	16-QAM	21.42	21.21	21.33	29.00	0.7943
5+20	1	0	1	99		16.21	16.09	16.11		
5+20	1	24	1	0		23.50	23.49	23.24		
5+20	25	0	100	0	64-QAM	21.48	21.20	21.27	27.71	0.5902
5+20	1	0	1	99		16.31	15.96	16.00		
5+20	1	24	1	0		22.21	21.99	22.12		
Limit	EIRP < 1W				Result			Pass		



LTE Band 66C_CA Maximum Average Power [dBm] (GT - LC = 5.5 dB)										
BW [MHz]	PCC		SCC		Mod	Lowest	Middle	Highest	EIRP (dBm)	EIRP (W)
	RB Size	RB Offset	RB Size	RB Offset						
15+10	75	0	50	0	QPSK	22.36	22.15	22.26	29.42	0.8750
15+10	1	0	1	49		15.96	15.59	15.63		
15+10	1	74	1	0		23.92	23.92	23.87		
15+10	75	0	50	0	16-QAM	21.37	21.37	21.16	29.00	0.7943
15+10	1	0	1	49		16.13	16.19	16.19		
15+10	1	74	1	0		23.38	23.50	23.17		
15+10	75	0	50	0	64-QAM	21.51	21.26	21.34	27.66	0.5834
15+10	1	0	1	49		16.27	16.07	16.03		
15+10	1	74	1	0		22.16	21.99	22.16		
10+15	50	0	75	0	QPSK	22.52	22.23	22.33	29.51	0.8933
10+15	1	0	1	74		15.94	15.66	15.59		
10+15	1	49	1	0		24.01	23.85	23.93		
10+15	50	0	75	0	16-QAM	21.33	21.39	21.17	28.87	0.7709
10+15	1	0	1	74		16.23	16.18	16.09		
10+15	1	49	1	0		23.35	23.37	23.21		
10+15	50	0	75	0	64-QAM	21.33	21.36	21.21	27.71	0.5902
10+15	1	0	1	74		16.27	15.91	15.95		
10+15	1	49	1	0		22.21	22.12	22.04		
15+15	75	0	75	0	QPSK	22.39	22.27	22.14	29.35	0.8610
15+15	1	0	1	74		15.95	15.53	15.62		
15+15	1	74	1	0		23.85	23.84	23.81		
15+15	75	0	75	0	16-QAM	21.40	21.28	21.28	28.98	0.7907
15+15	1	0	1	74		16.10	16.14	16.14		
15+15	1	74	1	0		23.48	23.36	23.10		
15+15	75	0	75	0	64-QAM	21.35	21.27	21.18	27.78	0.5998
15+15	1	0	1	74		16.28	15.90	15.95		
15+15	1	74	1	0		22.28	22.11	22.10		
Limit	EIRP < 1W					Result			Pass	



LTE Band 7C_CA Maximum Average Power [dBm] (GT - LC = 5.5 dB)										
BW [MHz]	PCC		SCC		Mod	Lowest	Middle	Highest	EIRP (dBm)	EIRP (W)
	RB Size	RB Offset	RB Size	RB Offset						
20+20	100	0	100	0	QPSK	22.02	21.94	21.96	29.38	0.8670
20+20	1	0	1	99		15.45	15.46	15.39		
20+20	1	99	1	0		23.83	23.77	23.88		
20+20	100	0	100	0	16-QAM	21.11	20.96	20.98	28.86	0.7691
20+20	1	0	1	99		15.93	16.17	15.86		
20+20	1	99	1	0		23.28	23.12	23.36		
20+20	100	0	100	0	64-QAM	20.84	20.64	20.30	27.44	0.5546
20+20	1	0	1	99		15.80	15.85	15.77		
20+20	1	99	1	0		21.94	20.59	21.32		
20+15	100	0	75	0	QPSK	21.92	21.76	21.89	29.20	0.8318
20+15	1	0	1	74		15.38	15.37	15.28		
20+15	1	99	1	0		23.65	23.64	23.70		
20+15	100	0	75	0	16-QAM	21.11	20.87	20.96	28.74	0.7482
20+15	1	0	1	74		15.73	16.03	15.66		
20+15	1	99	1	0		23.19	23.12	23.24		
20+15	100	0	75	0	64-QAM	20.64	20.56	20.20	27.40	0.5495
20+15	1	0	1	74		15.65	15.84	15.73		
20+15	1	99	1	0		21.90	20.40	21.12		
15+20	75	0	100	0	QPSK	21.97	21.77	21.90	29.31	0.8531
15+20	1	0	1	99		15.36	15.40	15.34		
15+20	1	74	1	0		23.73	23.76	23.81		
15+20	75	0	100	0	16-QAM	21.07	20.86	20.97	28.73	0.7464
15+20	1	0	1	99		15.84	16.03	15.81		
15+20	1	74	1	0		23.12	23.06	23.23		
15+20	75	0	100	0	64-QAM	20.75	20.48	20.16	27.28	0.5346
15+20	1	0	1	99		15.60	15.80	15.62		
15+20	1	74	1	0		21.78	20.59	21.32		
Limit	EIRP < 2W					Result			Pass	



LTE Band 7C_CA Maximum Average Power [dBm] (GT - LC = 5.5 dB)										
BW [MHz]	PCC		SCC		Mod	Lowest	Middle	Highest	EIRP (dBm)	EIRP (W)
	RB Size	RB Offset	RB Size	RB Offset						
20+10	100	0	75	0	QPSK	22.00	21.81	21.91	29.30	0.8511
20+10	1	0	1	74		15.40	15.31	15.31		
20+10	1	99	1	0		23.80	23.76	23.68		
20+10	100	0	75	0	16-QAM	21.07	20.82	20.89	28.67	0.7362
20+10	1	0	1	74		15.85	16.04	15.84		
20+10	1	99	1	0		23.16	22.94	23.17		
20+10	100	0	75	0	64-QAM	20.82	20.54	20.17	27.31	0.5383
20+10	1	0	1	74		15.69	15.81	15.60		
20+10	1	99	1	0		21.81	20.49	21.14		
10+20	75	0	100	0	QPSK	22.02	21.94	21.96	29.38	0.8670
10+20	1	0	1	99		15.45	15.46	15.39		
10+20	1	74	1	0		23.83	23.77	23.88		
10+20	75	0	100	0	16-QAM	21.11	20.96	20.98	28.86	0.7691
10+20	1	0	1	99		15.93	16.17	15.86		
10+20	1	74	1	0		23.28	23.12	23.36		
10+20	75	0	100	0	64-QAM	20.84	20.64	20.30	27.44	0.5546
10+20	1	0	1	99		15.80	15.85	15.77		
10+20	1	74	1	0		21.94	20.59	21.32		
15+15	75	0	100	0	QPSK	21.99	21.87	21.96	29.31	0.8531
15+15	1	0	1	99		15.35	15.26	15.21		
15+15	1	74	1	0		23.81	23.73	23.79		
15+15	75	0	100	0	16-QAM	21.06	20.76	20.85	28.71	0.7430
15+15	1	0	1	99		15.79	16.00	15.84		
15+15	1	74	1	0		23.21	22.95	23.17		
15+15	75	0	100	0	64-QAM	20.75	20.54	20.20	27.29	0.5358
15+15	1	0	1	99		15.80	15.79	15.70		
15+15	1	74	1	0		21.79	20.43	21.12		
Limit	EIRP < 2W					Result			Pass	



LTE Band 7C_CA Maximum Average Power [dBm] (GT - LC = 5.5 dB)										
BW [MHz]	PCC		SCC		Mod	Lowest	Middle	Highest	EIRP (dBm)	EIRP (W)
	RB Size	RB Offset	RB Size	RB Offset						
15+10	75	0	100	0	QPSK	21.89	21.81	21.77	29.31	0.8531
15+10	1	0	1	99		15.30	15.37	15.19		
15+10	1	74	1	0		23.65	23.73	23.81		
15+10	75	0	100	0	16-QAM	21.08	20.79	20.87	28.70	0.7413
15+10	1	0	1	99		15.91	16.02	15.81		
15+10	1	74	1	0		23.20	23.11	23.18		
15+10	75	0	100	0	64-QAM	20.77	20.53	20.20	27.36	0.5445
15+10	1	0	1	99		15.72	15.77	15.64		
15+10	1	74	1	0		21.86	20.44	21.32		
Limit	EIRP < 2W					Result			Pass	



LTE Band 38C_CA Maximum Average Power [dBm] (GT - LC = 5.5 dB)										
BW [MHz]	PCC		SCC		Mod	Lowest	Middle	Highest	EIRP (dBm)	EIRP (W)
	RB Size	RB Offset	RB Size	RB Offset						
20+20	100	0	100	0	QPSK	22.06	21.99	21.96	29.32	0.8551
20+20	1	0	1	99		15.71	15.66	15.64		
20+20	1	99	1	0		23.82	23.74	23.67		
20+20	100	0	100	0	16-QAM	21.12	21.08	21.01	28.81	0.7603
20+20	1	0	1	99		16.19	16.15	16.13		
20+20	1	99	1	0		23.31	23.24	23.17		
20+20	100	0	100	0	64-QAM	21.11	21.06	21.01	27.57	0.5715
20+20	1	0	1	99		15.82	15.80	15.77		
20+20	1	99	1	0		22.07	21.98	21.94		
15+15	75	0	75	0	QPSK	22.01	21.84	21.76	29.27	0.8453
15+15	1	0	1	74		15.66	15.49	15.51		
15+15	1	74	1	0		23.77	23.61	23.52		
15+15	75	0	75	0	16-QAM	21.03	21.04	20.84	28.64	0.7311
15+15	1	0	1	74		16.10	15.97	16.01		
15+15	1	74	1	0		23.14	23.11	23.13		
15+15	75	0	75	0	64-QAM	20.98	20.90	20.97	27.53	0.5662
15+15	1	0	1	74		15.64	15.65	15.59		
15+15	1	74	1	0		22.03	21.90	21.88		
Limit	EIRP < 2W					Result			Pass	



LTE Band 41C_CA Maximum Average Power [dBm] (GT - LC = 5.5 dB)										
BW [MHz]	PCC		SCC		Mod	Lowest	Middle	Highest	EIRP (dBm)	EIRP (W)
	RB Size	RB Offset	RB Size	RB Offset						
20+20	100	0	100	0	QPSK	22.23	22.21	22.12	29.60	0.9120
20+20	1	0	1	99		15.75	15.75	15.64		
20+20	1	99	1	0		24.10	23.98	23.89		
20+20	100	0	100	0	16-QAM	21.26	21.26	21.18	29.08	0.8091
20+20	1	0	1	99		16.21	16.26	16.08		
20+20	1	99	1	0		23.58	23.53	23.42		
20+20	100	0	100	0	64-QAM	21.25	21.24	21.19	27.82	0.6053
20+20	1	0	1	99		15.89	15.91	15.82		
20+20	1	99	1	0		22.31	22.32	22.24		
20+15	100	0	75	0	QPSK	22.05	22.05	22.10	29.55	0.9016
20+15	1	0	1	74		15.59	15.72	15.59		
20+15	1	99	1	0		24.05	23.81	23.87		
20+15	100	0	75	0	16-QAM	21.22	21.23	21.00	29.07	0.8072
20+15	1	0	1	74		16.11	16.25	16.00		
20+15	1	99	1	0		23.57	23.34	23.37		
20+15	100	0	75	0	64-QAM	21.15	21.22	21.02	27.77	0.5984
20+15	1	0	1	74		15.84	15.78	15.75		
20+15	1	99	1	0		22.15	22.27	22.22		
15+20	75	0	100	0	QPSK	22.07	22.06	21.95	29.55	0.9016
15+20	1	0	1	99		15.69	15.70	15.47		
15+20	1	74	1	0		24.05	23.87	23.74		
15+20	75	0	100	0	16-QAM	21.08	21.17	21.16	28.91	0.7780
15+20	1	0	1	99		16.15	16.15	16.07		
15+20	1	74	1	0		23.39	23.34	23.41		
15+20	75	0	100	0	64-QAM	21.16	21.05	21.05	27.74	0.5943
15+20	1	0	1	99		15.89	15.80	15.76		
15+20	1	74	1	0		22.18	22.24	22.24		
Limit	EIRP < 2W					Result			Pass	



LTE Band 41C_CA Maximum Average Power [dBm] (GT - LC = 5.5 dB)										
BW [MHz]	PCC		SCC		Mod	Lowest	Middle	Highest	EIRP (dBm)	EIRP (W)
	RB Size	RB Offset	RB Size	RB Offset						
20+10	100	0	50	0	QPSK	22.03	22.05	21.95	29.42	0.8750
20+10	1	0	1	49		15.69	15.60	15.55		
20+10	1	99	1	0		23.92	23.82	23.73		
20+10	100	0	50	0	16-QAM	21.26	21.11	21.06	29.05	0.8035
20+10	1	0	1	49		16.13	16.22	16.08		
20+10	1	99	1	0		23.55	23.37	23.28		
20+10	100	0	50	0	64-QAM	21.11	21.15	21.02	27.74	0.5943
20+10	1	0	1	49		15.81	15.79	15.73		
20+10	1	99	1	0		22.22	22.24	22.23		
10+20	50	0	100	0	QPSK	22.06	22.10	22.05	29.48	0.8872
10+20	1	0	1	99		15.61	15.65	15.50		
10+20	1	49	1	0		23.98	23.78	23.75		
10+20	50	0	100	0	16-QAM	21.21	21.08	21.09	28.91	0.7780
10+20	1	0	1	99		16.10	16.25	16.01		
10+20	1	49	1	0		23.41	23.38	23.29		
10+20	50	0	100	0	64-QAM	21.23	21.23	21.10	27.74	0.5943
10+20	1	0	1	99		15.73	15.77	15.76		
10+20	1	49	1	0		22.20	22.24	22.11		
20+5	100	0	25	0	QPSK	22.03	22.18	21.95	29.46	0.8831
20+5	1	0	1	24		15.73	15.69	15.59		
20+5	1	99	1	0		23.96	23.93	23.87		
20+5	100	0	25	0	16-QAM	21.24	21.17	21.09	29.00	0.7943
20+5	1	0	1	24		16.10	16.14	15.98		
20+5	1	99	1	0		23.50	23.41	23.31		
20+5	100	0	25	0	64-QAM	21.16	21.07	21.09	27.70	0.5888
20+5	1	0	1	24		15.87	15.80	15.65		
20+5	1	99	1	0		22.16	22.20	22.07		
Limit	EIRP < 2W					Result			Pass	



LTE Band 41C_CA Maximum Average Power [dBm] (GT - LC = 5.5 dB)										
BW [MHz]	PCC		SCC		Mod	Lowest	Middle	Highest	EIRP (dBm)	EIRP (W)
	RB Size	RB Offset	RB Size	RB Offset						
5+20	25	0	100	0	QPSK	22.13	22.14	22.07	29.45	0.8810
5+20	1	0	1	99		15.63	15.70	15.53		
5+20	1	24	1	0		23.95	23.92	23.74		
5+20	25	0	100	0	16-QAM	21.16	21.20	21.00	29.08	0.8091
5+20	1	0	1	99		16.07	16.07	15.88		
5+20	1	24	1	0		23.58	23.42	23.26		
5+20	25	0	100	0	64-QAM	21.12	21.12	21.08	27.80	0.6026
5+20	1	0	1	99		15.70	15.81	15.67		
5+20	1	24	1	0		22.30	22.17	22.07		
15+10	75	0	50	0	QPSK	22.09	22.06	21.99	29.51	0.8933
15+10	1	0	1	49		15.66	15.70	15.50		
15+10	1	74	1	0		24.01	23.95	23.88		
15+10	75	0	50	0	16-QAM	21.18	21.17	21.00	29.06	0.8054
15+10	1	0	1	49		16.08	16.13	15.94		
15+10	1	74	1	0		23.56	23.45	23.28		
15+10	75	0	50	0	64-QAM	21.15	21.06	21.01	27.81	0.6039
15+10	1	0	1	49		15.71	15.82	15.73		
15+10	1	74	1	0		22.13	22.31	22.24		
10+15	50	0	75	0	QPSK	22.04	22.10	22.03	29.45	0.8810
10+15	1	0	1	74		15.67	15.63	15.44		
10+15	1	49	1	0		23.95	23.87	23.78		
10+15	50	0	75	0	16-QAM	21.11	21.12	21.05	28.96	0.7870
10+15	1	0	1	74		16.14	16.26	15.96		
10+15	1	49	1	0		23.46	23.33	23.29		
10+15	50	0	75	0	64-QAM	21.07	21.08	21.07	27.74	0.5943
10+15	1	0	1	74		15.72	15.90	15.66		
10+15	1	49	1	0		22.19	22.24	22.05		
Limit	EIRP < 2W					Result			Pass	



LTE Band 41C_CA Maximum Average Power [dBm] (GT - LC = 5.5 dB)										
BW [MHz]	PCC		SCC		Mod	Lowest	Middle	Highest	EIRP (dBm)	EIRP (W)
	RB Size	RB Offset	RB Size	RB Offset						
15+15	75	0	75	0	QPSK	22.05	22.20	21.93	29.43	0.8770
15+15	1	0	1	74		15.62	15.68	15.60		
15+15	1	74	1	0		23.92	23.93	23.81		
15+15	75	0	75	0	16-QAM	21.06	21.17	20.99	28.96	0.7870
15+15	1	0	1	74		16.01	16.12	15.94		
15+15	1	74	1	0		23.45	23.46	23.30		
15+15	75	0	75	0	64-QAM	21.22	21.10	21.04	27.67	0.5848
15+15	1	0	1	74		15.74	15.86	15.67		
15+15	1	74	1	0		22.12	22.17	22.06		
Limit	EIRP < 2W				Result				Pass	



LTE Band 41C(HPUE)_CA Maximum Average Power [dBm] (GT - LC = 5.5 dB)										
BW [MHz]	PCC		SCC		Mod	Lowest	Middle	Highest	EIRP (dBm)	EIRP (W)
	RB Size	RB Offset	RB Size	RB Offset						
20+20	100	0	100	0	QPSK	23.14	23.08	22.61	32.64	1.8365
20+20	1	0	1	99		18.77	18.59	18.53		
20+20	1	99	1	0		27.14	26.21	26.45		
20+20	100	0	100	0	16-QAM	23.15	23.18	22.58	31.74	1.4928
20+20	1	0	1	99		19.27	19.13	19.01		
20+20	1	99	1	0		26.24	25.83	25.94		
20+20	100	0	100	0	64-QAM	22.87	22.56	22.67	29.11	0.8147
20+20	1	0	1	99		18.94	18.82	18.71		
20+20	1	99	1	0		23.61	22.92	23.21		
20+15	100	0	75	0	QPSK	23.04	23.03	22.56	32.63	1.8323
20+15	1	0	1	74		18.57	18.47	18.50		
20+15	1	99	1	0		27.13	26.06	26.37		
20+15	100	0	75	0	16-QAM	22.95	23.15	22.42	31.59	1.4421
20+15	1	0	1	74		19.09	18.93	18.85		
20+15	1	99	1	0		26.09	25.76	25.77		
20+15	100	0	75	0	64-QAM	22.85	22.47	22.49	29.01	0.7962
20+15	1	0	1	74		18.90	18.75	18.68		
20+15	1	99	1	0		23.51	22.86	23.02		
15+20	75	0	100	0	QPSK	23.11	22.94	22.61	32.57	1.8072
15+20	1	0	1	99		18.72	18.48	18.42		
15+20	1	74	1	0		27.07	26.18	26.45		
15+20	75	0	100	0	16-QAM	23.09	23.18	22.55	31.70	1.4791
15+20	1	0	1	99		19.10	19.11	18.93		
15+20	1	74	1	0		26.20	25.70	25.92		
15+20	75	0	100	0	64-QAM	22.80	22.52	22.67	28.98	0.7907
15+20	1	0	1	99		18.92	18.70	18.56		
15+20	1	74	1	0		23.48	22.75	23.16		
Limit	EIRP < 2W					Result			Pass	



LTE Band 41C(HPUE)_CA Maximum Average Power [dBm] (GT - LC = 5.5 dB)										
BW [MHz]	PCC		SCC		Mod	Lowest	Middle	Highest	EIRP (dBm)	EIRP (W)
	RB Size	RB Offset	RB Size	RB Offset						
20+10	100	0	50	0	QPSK	23.11	22.93	22.49	32.53	1.7906
20+10	1	0	1	49		18.76	18.44	18.41		
20+10	1	99	1	0		27.03	26.05	26.39		
20+10	100	0	50	0	16-QAM	23.00	23.05	22.50	31.58	1.4388
20+10	1	0	1	49		19.14	19.00	18.95		
20+10	1	99	1	0		26.08	25.73	25.87		
20+10	100	0	50	0	64-QAM	22.77	22.42	22.59	29.03	0.7998
20+10	1	0	1	49		18.84	18.79	18.64		
20+10	1	99	1	0		23.53	22.80	23.07		
10+20	50	0	100	0	QPSK	23.10	23.04	22.45	32.53	1.7906
10+20	1	0	1	99		18.73	18.41	18.47		
10+20	1	49	1	0		27.03	26.08	26.26		
10+20	50	0	100	0	16-QAM	23.00	23.06	22.45	31.62	1.4521
10+20	1	0	1	99		19.12	19.13	18.91		
10+20	1	49	1	0		26.12	25.73	25.94		
10+20	50	0	100	0	64-QAM	22.84	22.40	22.63	28.95	0.7852
10+20	1	0	1	99		18.77	18.67	18.63		
10+20	1	49	1	0		23.45	22.73	23.12		
20+5	100	0	25	0	QPSK	22.96	23.05	22.46	32.56	1.8030
20+5	1	0	1	24		18.61	18.53	18.43		
20+5	1	99	1	0		27.06	26.03	26.43		
20+5	100	0	25	0	16-QAM	23.13	23.00	22.48	31.60	1.4454
20+5	1	0	1	24		19.24	18.93	18.99		
20+5	1	99	1	0		26.10	25.64	25.85		
20+5	100	0	25	0	64-QAM	22.77	22.54	22.58	28.91	0.7780
20+5	1	0	1	24		18.74	18.62	18.71		
20+5	1	99	1	0		23.41	22.81	23.19		
Limit	EIRP < 2W					Result			Pass	



LTE Band 41C(HPUE)_CA Maximum Average Power [dBm] (GT - LC = 5.5 dB)										
BW [MHz]	PCC		SCC		Mod	Lowest	Middle	Highest	EIRP (dBm)	EIRP (W)
	RB Size	RB Offset	RB Size	RB Offset						
5+20	25	0	100	0	QPSK	23.14	23.08	22.45	32.59	1.8155
5+20	1	0	1	99		18.59	18.53	18.39		
5+20	1	24	1	0		27.09	26.17	26.45		
5+20	25	0	100	0	16-QAM	23.05	23.16	22.41	31.73	1.4894
5+20	1	0	1	99		19.21	19.02	18.86		
5+20	1	24	1	0		26.23	25.64	25.90		
5+20	25	0	100	0	64-QAM	22.73	22.42	22.50	28.94	0.7834
5+20	1	0	1	99		18.88	18.75	18.57		
5+20	1	24	1	0		23.44	22.86	23.06		
15+10	75	0	50	0	QPSK	23.13	23.06	22.44	32.46	1.7620
15+10	1	0	1	49		18.57	18.59	18.50		
15+10	1	74	1	0		26.96	26.05	26.45		
15+10	75	0	50	0	16-QAM	23.03	23.17	22.52	31.68	1.4723
15+10	1	0	1	49		19.18	18.97	18.95		
15+10	1	74	1	0		26.18	25.70	25.87		
15+10	75	0	50	0	64-QAM	22.82	22.55	22.59	29.01	0.7962
15+10	1	0	1	49		18.93	18.81	18.53		
15+10	1	74	1	0		23.51	22.77	23.12		
10+15	50	0	75	0	QPSK	23.11	23.06	22.43	32.44	1.7539
10+15	1	0	1	74		18.74	18.39	18.52		
10+15	1	49	1	0		26.94	26.12	26.36		
10+15	50	0	75	0	16-QAM	22.99	23.03	22.57	31.68	1.4723
10+15	1	0	1	74		19.14	19.00	18.90		
10+15	1	49	1	0		26.18	25.81	25.89		
10+15	50	0	75	0	64-QAM	22.85	22.36	22.64	29.10	0.8128
10+15	1	0	1	74		18.92	18.79	18.59		
10+15	1	49	1	0		23.60	22.90	23.06		
Limit	EIRP < 2W					Result			Pass	



LTE Band 41C(HPUE)_CA Maximum Average Power [dBm] (GT - LC = 5.5 dB)										
BW [MHz]	PCC		SCC		Mod	Lowest	Middle	Highest	EIRP (dBm)	EIRP (W)
	RB Size	RB Offset	RB Size	RB Offset						
15+15	75	0	75	0	QPSK	23.03	23.06	22.55	32.50	1.7783
15+15	1	0	1	74		18.67	18.49	18.39		
15+15	1	74	1	0		27.00	26.18	26.42		
15+15	75	0	75	0	16-QAM	23.13	23.17	22.40	31.61	1.4488
15+15	1	0	1	74		19.22	19.10	19.01		
15+15	1	74	1	0		26.11	25.64	25.74		
15+15	75	0	75	0	64-QAM	22.74	22.39	22.57	28.95	0.7852
15+15	1	0	1	74		18.75	18.65	18.56		
15+15	1	74	1	0		23.45	22.82	23.18		
Limit	EIRP < 2W					Result			Pass	



Appendix B. Test Results of Radiated Test

LTE Band 13

LTE Band 13 / 5MHz / QPSK									
Channel	Frequency (MHz)	ERP (dBm)	Limit (dBm)	Over Limit (dB)	SPA Reading (dBm)	S.G. Power (dBm)	TX Cable loss (dB)	TX Antenna Gain (dBi)	Polarization (H/V)
Middle	1560	-58.74	-42.15	-16.59	-69.90	-60.78	0.94	5.13	H
	2339	-59.12	-13	-46.12	-75.80	-60.65	1.24	4.92	H
	3118	-57.80	-13	-44.80	-76.29	-60.48	1.48	6.32	H
									H
									H
									H
									H
	1560	-56.91	-42.15	-14.76	-68.57	-58.95	0.94	5.13	V
	2339	-58.51	-13	-45.51	-75.60	-60.04	1.24	4.92	V
	3118	-56.94	-13	-43.94	-76.15	-59.62	1.48	6.32	V
									V
									V
									V
									V

Remark: Spurious emissions within 30-1000MHz were found more than 20dB below limit line.



LTE Band 41C (HPUE)

LTE Band 41C (HPUE) / 20+20MHz / QPSK									
Channel	Frequency (MHz)	EIRP (dBm)	Limit (dBm)	Over Limit (dB)	SPA Reading (dBm)	S.G. Power (dBm)	TX Cable loss (dB)	TX Antenna Gain (dBi)	Polarization (H/V)
Highest	5340	-54.43	-25	-29.43	-79.42	-61.6	2.53	9.70	H
	8010	-51.79	-25	-26.79	-80.18	-61.63	2.27	12.11	H
	10674	-47.52	-25	-22.52	-80.84	-57.26	2.69	12.43	H
									H
									H
									H
									H
	5340	-55.01	-25	-30.01	-79.92	-62.18	2.53	9.70	V
	8010	-51.47	-25	-26.47	-80.2	-61.31	2.27	12.11	V
	10674	-47.48	-25	-22.48	-80.62	-57.22	2.69	12.43	V
									V
									V
									V
									V

Remark: Spurious emissions within 30-1000MHz were found more than 20dB below limit line.